

Uganda

Uganda Bureau of Statistics, Government of Uganda

National Panel Survey 2019-2020

Study Documentation

March 29, 2022

Metadata Production

Metadata Producer(s)	Development Data Group (DECDG) , World Bank , Documentation of the Study
Production Date	March 24, 2022
Version	Version 03 Updated to include consumption aggregate dataset (pov2019_20.dta).
Identification	DDI_UGA_2019_UNPS_v03_M_WB

Table of Contents

Overview.....	4
Scope & Coverage.....	4
Producers & Sponsors.....	4
Sampling.....	5
Data Collection.....	5
Accessibility.....	6
Rights & Disclaimer.....	6
Files Description.....	7
AGSEC1.....	7
AGSEC2A.....	7
AGSEC2B.....	7
AGSEC3A.....	7
AGSEC3A_1.....	7
AGSEC3B.....	7
AGSEC3B_1.....	8
AGSEC4A.....	8
AGSEC4B.....	8
AGSEC5A.....	8
AGSEC5B.....	8
AGSEC6A.....	9
AGSEC6B.....	9
AGSEC6C.....	9
AGSEC7.....	9
AGSEC8A.....	9
AGSEC8B.....	9
AGSEC8C.....	10
AGSEC9A.....	10
AGSEC9B.....	10
AGSEC10.....	10
AGSEC11.....	10
CSEC1A.....	10
CSEC2.....	11
CSEC2A.....	11
CSEC2B.....	11
CSEC2C.....	11
CSEC2C_0.....	11
CSEC3_0.....	11
CSEC3A.....	12
CSEC3B.....	12
CSEC3C.....	12
CSEC3D.....	12
CSEC3E.....	12
CSEC3F.....	12
CSEC3G.....	13
CSEC3H.....	13
CSEC3I.....	13
CSEC3J.....	13
CSEC3K.....	13
CSEC3L.....	13
CSEC3M.....	14
CSEC4A.....	14
CSEC4B.....	14
CSEC4C.....	14
CSEC4D.....	14

CSEC4E.....	14
CSEC4F.....	15
CSEC4G.....	15
CSEC4H_1.....	15
CSEC4I.....	15
CSEC4J.....	15
CSEC4K.....	15
CSEC4L.....	16
CSEC4M.....	16
CSEC4N.....	16
CSEC4O.....	16
CSEC4P.....	16
CSEC4Q.....	16
CSEC4R.....	17
CSEC5_0.....	17
CSEC5ABC.....	17
CSEC5D.....	17
CSEC5E.....	17
CSEC6A.....	17
CSEC6B.....	18
CSEC6C_1.....	18
CSEC6D.....	18
CSEC6E.....	18
CSEC11_0.....	18
GSEC1.....	18
GSEC2.....	19
GSEC2B.....	19
GSEC2C.....	19
GSEC4.....	19
GSEC5.....	19
GSEC6_1.....	19
GSEC6_2.....	20
GSEC6_3.....	20
GSEC6_4.....	20
GSEC6_5.....	20
GSEC7_1.....	20
GSEC7_2.....	20
GSEC7_4.....	21
GSEC8.....	21
GSEC9.....	21
GSEC10_1.....	21
GSEC10_3.....	21
GSEC12_1.....	21
GSEC12_2.....	22
GSEC14.....	22
GSEC15A.....	22
GSEC15B.....	22
GSEC15B_2.....	22
GSEC15C.....	22
GSEC15D.....	23
GSEC15E.....	23
GSEC16.....	23
GSEC17_1.....	23
GSEC19.....	23
WSEC1A.....	23
WSEC2.....	24

WSEC3.....	24
WSEC4.....	24
WSEC5.....	24
WSEC6.....	24
WSEC7.....	24
WSEC8.....	25
pov2019_20.....	25
<u>Variables List.....</u>	<u>27</u>
AGSEC1.....	27
AGSEC2A.....	27
AGSEC2B.....	30
AGSEC3A.....	31
AGSEC3A_1.....	33
AGSEC3B.....	33
AGSEC3B_1.....	35
AGSEC4A.....	35
AGSEC4B.....	36
AGSEC5A.....	38
AGSEC5B.....	46
AGSEC6A.....	50
AGSEC6B.....	52
AGSEC6C.....	53
AGSEC7.....	55
AGSEC8A.....	57
AGSEC8B.....	58
AGSEC8C.....	59
AGSEC9A.....	59
AGSEC9B.....	60
AGSEC10.....	61
AGSEC11.....	62
CSEC1A.....	63
CSEC2.....	63
CSEC2A.....	63
CSEC2B.....	65
CSEC2C.....	67
CSEC2C_0.....	67
CSEC3_0.....	67
CSEC3A.....	68
CSEC3B.....	68
CSEC3C.....	69
CSEC3D.....	69
CSEC3E.....	70
CSEC3F.....	70
CSEC3G.....	71
CSEC3H.....	71
CSEC3I.....	71
CSEC3J.....	72
CSEC3K.....	72
CSEC3L.....	73
CSEC3M.....	73
CSEC4A.....	74
CSEC4B.....	74
CSEC4C.....	76
CSEC4D.....	76
CSEC4E.....	77
CSEC4F.....	78

CSEC4G.....	78
CSEC4H <u>1</u>	79
CSEC4I.....	79
CSEC4J.....	80
CSEC4K.....	80
CSEC4L.....	81
CSEC4M.....	81
CSEC4N.....	81
CSEC4O.....	82
CSEC4P.....	82
CSEC4Q.....	82
CSEC4R.....	83
CSEC5 <u>0</u>	83
CSEC5ABC.....	83
CSEC5D.....	85
CSEC5E.....	85
CSEC6A.....	85
CSEC6B.....	86
CSEC6C <u>1</u>	86
CSEC6D.....	87
CSEC6E.....	88
CSEC11 <u>0</u>	90
GSEC1.....	90
GSEC2.....	91
GSEC2B.....	91
GSEC2C.....	92
GSEC4.....	93
GSEC5.....	95
GSEC6 <u>1</u>	96
GSEC6 <u>2</u>	100
GSEC6 <u>3</u>	101
GSEC6 <u>4</u>	101
GSEC6 <u>5</u>	102
GSEC7 <u>1</u>	103
GSEC7 <u>2</u>	104
GSEC7 <u>4</u>	104
GSEC8.....	107
GSEC9.....	112
GSEC10 <u>1</u>	114
GSEC10 <u>3</u>	116
GSEC12 <u>1</u>	116
GSEC12 <u>2</u>	117
GSEC14.....	119
GSEC15A.....	120
GSEC15B.....	120
GSEC15B <u>2</u>	121
GSEC15C.....	122
GSEC15D.....	123
GSEC15E.....	123
GSEC16.....	124
GSEC17 <u>1</u>	124
GSEC19.....	126
WSEC1A.....	126
WSEC2.....	126
WSEC3.....	127
WSEC4.....	127

WSEC5.....	130
WSEC6.....	131
WSEC7.....	131
WSEC8.....	131
pov2019_20.....	132
Variables Description.....	133
AGSEC1.....	134
AGSEC2A.....	136
AGSEC2B.....	149
AGSEC3A.....	197
AGSEC3A_1.....	237
AGSEC3B.....	239
AGSEC3B_1.....	282
AGSEC4A.....	284
AGSEC4B.....	290
AGSEC5A.....	296
AGSEC5B.....	340
AGSEC6A.....	363
AGSEC6B.....	390
AGSEC6C.....	397
AGSEC7.....	403
AGSEC8A.....	413
AGSEC8B.....	415
AGSEC8C.....	418
AGSEC9A.....	420
AGSEC9B.....	429
AGSEC10.....	432
AGSEC11.....	435
CSEC1A.....	438
CSEC2.....	457
CSEC2A.....	473
CSEC2B.....	493
CSEC2C.....	514
CSEC2C_0.....	530
CSEC3_0.....	547
CSEC3A.....	563
CSEC3B.....	579
CSEC3C.....	597
CSEC3D.....	613
CSEC3E.....	628
CSEC3F.....	643
CSEC3G.....	659
CSEC3H.....	675
CSEC3I.....	690
CSEC3J.....	706
CSEC3K.....	722
CSEC3L.....	740
CSEC3M.....	756
CSEC4A.....	772
CSEC4B.....	789
CSEC4C.....	809
CSEC4D.....	825
CSEC4E.....	843
CSEC4F.....	859
CSEC4G.....	876
CSEC4H_1.....	892

CSEC4I.....	961
CSEC4J.....	977
CSEC4K.....	993
CSEC4L.....	1011
CSEC4M.....	1027
CSEC4N.....	1043
CSEC4O.....	1059
CSEC4P.....	1074
CSEC4Q.....	1090
CSEC4R.....	1106
CSEC5_0.....	1122
CSEC5ABC.....	1137
CSEC5D.....	1155
CSEC5E.....	1171
CSEC6A.....	1187
CSEC6B.....	1203
CSEC6C_1.....	1219
CSEC6D.....	1223
CSEC6E.....	1243
CSEC11_0.....	1263
GSEC1.....	1278
GSEC2.....	1325
GSEC2B.....	1329
GSEC2C.....	1333
GSEC4.....	1356
GSEC5.....	1399
GSEC6_1.....	1404
GSEC6_2.....	1418
GSEC6_3.....	1437
GSEC6_4.....	1439
GSEC6_5.....	1453
GSEC7_1.....	1457
GSEC7_2.....	1461
GSEC7_4.....	1464
GSEC8.....	1475
GSEC9.....	1636
GSEC10_1.....	1649
GSEC10_3.....	1654
GSEC12_1.....	1657
GSEC12_2.....	1659
GSEC14.....	1730
GSEC15A.....	1733
GSEC15B.....	1735
GSEC15B_2.....	1750
GSEC15C.....	1764
GSEC15D.....	1775
GSEC15E.....	1783
GSEC16.....	1785
GSEC17_1.....	1789
GSEC19.....	1797
WSEC1A.....	1798
WSEC2.....	1799
WSEC3.....	1801
WSEC4.....	1803
WSEC5.....	1869
WSEC6.....	1874

WSEC7.....	1875
WSEC8.....	1877
pov2019_20.....	1881

National Panel Survey 2019-2020 (UNPS 2019-2020)

Overview	
Identification	UGA_2019_UNPS_v03_M
Version	Version 03 Notes Version update includes addition of consumption aggregate dataset (pov2019_20.dta).
<u>Abstract</u> <p>The UNPS aims at producing annual estimates in key policy areas; and providing a platform for experimenting with and assessing national policies and programs. Explicitly, the objectives of the UNPS include: 1. To provide information required for monitoring the National Development Strategy, of major programs such as National Agricultural Advisory Services (NAADS) and General Budget Support, and also to provide information for the compilation of the National Accounts (e.g. agricultural production); 2. To provide high quality nationally representative information on income dynamics at the household level as well as information on service delivery and consumption expenditure estimates annually; to monitor poverty and service outcomes in interim years of other national survey efforts, such as the Uganda National Household Survey (UNHS), Uganda Demographic and Health Survey (UDHS) and National Service Delivery Surveys (NSDS); 3. To provide a framework for low-cost experimentation with different policy interventions to e.g. reduce teacher absenteeism, improve ante-natal and post-natal care, and assess the effect of subsidies on agricultural inputs among others; 4. To provide a framework for policy oriented analysis and capacity building substantiated with the UGDR and support to other research which feed into the Annual Policy Implementation Review; and 5. To facilitate randomized impact evaluations of interventions whose effects cannot currently be readily assessed through the existing system of national household surveys.</p>	
Kind of Data	Sample survey data [ssd]
Unit of Analysis	The study describes (including but not limited to): - Household - Individual - Parcel - Plot - Community

Scope & Coverage

<u>Scope</u> <p>NOTES The Uganda National Panel Survey 2019-2020 covered the following topics: - HOUSEHOLD: Household identification particulars, Staff Details and Survey Time, Household roster, General information on household members, Education, Health, Child nutrition and health, Labor force status, Housing conditions, water and sanitation, Energy use, Other household income, Non-agricultural household enterprise/ activities, Household assets, Household consumption expenditure, Shocks and coping strategies, Welfare and food security and Link with the Agriculture Questionnaire. - WOMAN: Household identification particulars, Age and marital status, Contraception, Fertility and Unmet need for family planning. - AGRICULTURE: Household identification particulars, Staff details and survey time, Current land Holdings and land that the household accessed through use rights, Agricultural and labor inputs, Crops grown and types of seeds used, Quantification of Agricultural Production, Livestock ownership, Cattle and pack animals, Livestock inputs, Livestock production, Extension services, Farm implements and machinery and Animal Groups. - COMMUNITY/ FACILITY: Community identification particulars, Availability of services within the community, Education (primary education), Health services, Works and transport and Community Characteristics, Groups, needs and resources.</p>	
<u>Time Period(s)</u>	2019-2020
<u>Countries</u>	Uganda

Producers & Sponsors

Primary Investigator(s)	Uganda Bureau of Statistics, Government of Uganda
Funding Agency/ies	Government of Uganda World Bank Living Standards Measurement Study - Integrated Surveys on Agriculture (LSMS-ISA)

Name	Abbreviation	Affiliation	Role	Government of Uganda	World Bank	Living Standards Measurement Study - Integrated Surveys on Agriculture (LSMS-ISA)	Government of Netherlands
------	--------------	-------------	------	----------------------	------------	---	---------------------------

Sampling

Sampling Procedure

The UNPS is carried out over a twelve-month period (a “wave”) on a nationally representative sample of households, for the purpose of accommodating the seasonality associated with the composition of and expenditures on consumption. The survey is conducted in two visits in order to better capture agricultural outcomes associated with the two cropping seasons of the country. The UNPS therefore interviews each household twice in a year, in visits approximately six months apart. In 2009/10, the UNPS set out to track and interview 3,123 households that were distributed over 322 Enumeration Areas (EAs), selected out of 783 EAs that had been visited during the Uganda National Household Survey (UNHS) in 2005/06. The distribution of the EAs covered by the 2009/10 UNPS was such that it included all 34 EAs in Kampala District, and 72 EAs (58 rural and 14 urban) in each of the other regions i.e. Central excluding Kampala, Eastern, Western and Northern which make up the strata. Within each stratum, the EAs were selected with equal probability with implicit stratification by urban/rural and district (in this order). However, the probabilities of selection for the rural portions of ten districts that had been oversampled by the UNHS 2005/06 were adjusted accordingly. Since most IDP (Internally Displaced People) camps in the Northern region are currently unoccupied, the EAs that constituted IDP camps were not part of the UNPS sample. This allocation allows for reliable estimates at the national, rural-urban and regional levels i.e. at level of strata representativeness which includes: (i) Kampala City, (ii) Other Urban Areas, (iii) Central Rural, (iv) Eastern Rural, (v) Western Rural, and (vi) Northern Rural. In the UNPS 2010/11, the concept of Clusters instead of EAs was introduced. A cluster represents a group of households that are within a particular geographical area up to parish level. This was done due to split-off households that fell outside the selected EAs but could still be reached and interviewed if they still resided within the same parish as the selected EA. Consequently, in each subsequent survey wave, a subset of individuals was selected for tracking. The UNPS is part of the long term Census and Household Survey Program hence questionnaires and the timing of data collection are coordinated with the current surveys and census implemented by UBOS. **SAMPLE REFRESH** Starting with the UNPS 2013/14 (Wave 4) fieldwork, one third of the initial UNPS sample was refreshed with the intention to balance the advantages and shortcomings of panel surveys. Each new household will be visited for three consecutive waves, while baseline households will have a longer history of five or six years, given the start time of the sample refresh. This same sample was used for the UNPS 2015/16 (Wave 5) Once a steady state is reached, each household will be visited for three consecutive years, and at any given time one third of the households will be new, one third will be visited for the second time, and one third for the third (and last) time. The total sample will never be too different from a representative cross-section of the country, yet two-thirds of it will be a panel with a background of a year or two. New households were identified using the updated sample frames developed by the UBOS in 2013 as part of the preparations for the 2014 Uganda Population and Housing Census.

Data Collection

Data Collection Dates	8: start 2019-03-30
	8: end 2020-02-29

Data Collection Mode	Computer Assisted Personal Interview [capi]
-----------------------------	---

Data Collection Notes

Prior to starting data collection, field staff were trained for a period of approximately four weeks with practical sessions to introduce the concept of CAPI (Computer Assisted Personal Interviews) using the CWEST newly developed dynasty system and SurveyBe software on the UMPCs. The structure of the implementation of the UNPS 2015/16 consisted of 9 mobile field teams, each of which comprised of a driver, a supervisor, and three enumerators. Each mobile team had a vehicle, UMPCs and GPS units, and anthropometric equipment (height and weight scales). All data was captured directly on the UMPCs using CWEST and SurveyBe. The data collected was electronically sent from the field at the conclusion of interviews for each EA. The teams spend between two to three weeks collecting data during a trip each month. At the end of each trip, the teams report back to Headquarters for debriefing and discussion of any challenges. The main field work, which lasted from February 2015 to February 2016, comprised of two six-month phases. All households were visited once in each phase with exception of some split-off individuals identified in phase 1 who were visited only once in the 12-month period during phase 2. This was mostly due to issues related to tracking long-distance cases. The fieldwork was designed in a two-phase format in order to accommodate the difficulties associated with solicitation of information on agriculture since Uganda has two agricultural seasons. The first season runs from February to July/August and the second from August/September

to December. To collect accurate information for each of the two agricultural seasons and minimize recall associated with agricultural decisions that the survey seeks information on, the households with the exception of some split-off cases noted above, were visited twice in the course of 12 months. In each cluster, during the Visit 1, the household questionnaire was fully administered to approximately half of the households randomly selected while only the roster was updated for these households during visit 2. The other half of the sample in the cluster received only the household roster along with the first half of the agriculture questionnaire (if it was engaged in agricultural activities) in visit 1, while the rest of the household questionnaire and roster update were administered during visit 2. This organization attempts to ensure an even distribution of households that reported information on household consumption in each month of the main field work. Given the CAPI system being used, the information solicited from each household in visit 1 is uploaded for visit 2. Each of the 9 teams was assigned a number of dynasties containing the households/individuals to be interviewed within a particular visit, based on when it was covered during the previous wave, after which they were re-visited after six months.

Questionnaires

The UNPS had six questionnaires namely: Household Questionnaire; Woman Questionnaire; Agriculture & Livestock Questionnaire; Fisheries Questionnaire; Community Questionnaire and Market Questionnaire. A module on Biological data collection was also administered in 2019/20. Each of these questionnaires is divided into a number of sections and the number of questions in each section varies accordingly. It should be noted that in 2013/14, 2015/16, 2018/19, and 2019/20, all questionnaires were administered using the CAPI software .

Accessibility	
Contact(s)	LSMS Data Manager (The World Bank) , lsms@worldbank.org UBOS , ubos@ubos.org
Depositor(s)	Living Standards Measurement Surveys Team
<u>Access Conditions</u> Public Use Files	
<u>Citation Requirements</u> Use of the dataset must be acknowledged using a citation which would include: <ul style="list-style-type: none"> - the Identification of the Primary Investigator - the title of the survey (including country, acronym and year of implementation) - the survey reference number - the source and date of download Uganda Bureau of Statistics. Uganda National Panel Survey (UNPS) 2019-2020. Ref: UGA_2019_UNPS_v03_M. Dataset downloaded from [URL] on [date].	

Rights & Disclaimer

Disclaimer

The user of the data acknowledges that the original collector of the data, the authorized distributor of the data, and the relevant funding agency bear no responsibility for use of the data or for interpretations or inferences based upon such uses.

Files Description

Dataset contains 109 file(s)

AGSEC1	
# Cases	2586
# Variable(s)	12
<u>File Content</u> Household Identification Particulars Household level	

AGSEC2A	
# Cases	4087
# Variable(s)	46
<u>File Content</u> Current Land Holdings - 1st/2nd Visit Parcel level	

AGSEC2B	
# Cases	1278
# Variable(s)	24
<u>File Content</u> Land That the Household Has Access Through Use Rights - 1st/2nd Visit Parcel level	

AGSEC3A	
# Cases	5884
# Variable(s)	41
<u>File Content</u> Agriculture and Labour Inputs – 1st Visit Parcel-Plot level	

AGSEC3A_1	
# Cases	28566
# Variable(s)	7
<u>File Content</u> Agriculture and Labour Inputs – 1st Visit Parcel-Plot level	

AGSEC3B	
# Cases	6378

# Variable(s)	42
<u>File Content</u> Agriculture and Labour Inputs – 2nd Visit Parcel-Plot level	

AGSEC3B_1	
# Cases	31147
# Variable(s)	8
<u>File Content</u> Agriculture and Labour Inputs – 2nd Visit Parcel-Plot level	

AGSEC4A	
# Cases	8429
# Variable(s)	20
<u>File Content</u> Crops Grown and Types of Seeds Used – 1st Visit Parcel-Plot-Crop level	

AGSEC4B	
# Cases	9356
# Variable(s)	20
<u>File Content</u> Crops Grown and Types of Seed Used – 2nd Visit Parcel-Plot-Crop level	

AGSEC5A	
# Cases	8429
# Variable(s)	150
<u>File Content</u> Quantification of Production – 1st Visit Parcel-Plot-Crop level	

AGSEC5B	
# Cases	9356
# Variable(s)	78
<u>File Content</u> Quantification of Production – 2nd Visit Parcel-Plot-Crop level	

AGSEC6A	
# Cases	1851
# Variable(s)	27
<u>File Content</u> Livestock Ownership – Cattle and Pack Animals Livestock Type	

AGSEC6B	
# Cases	2535
# Variable(s)	27
<u>File Content</u> Livestock Ownership – Small Animals Livestock Type	

AGSEC6C	
# Cases	1447
# Variable(s)	27
<u>File Content</u> Livestock Ownership – Poultry and Others Livestock Type	

AGSEC7	
# Cases	3871
# Variable(s)	40
<u>File Content</u> Livestock Inputs Livestock Input Type	

AGSEC8A	
# Cases	3871
# Variable(s)	9
<u>File Content</u> Livestock Production Livestock Product (Meat)	

AGSEC8B	
# Cases	2110
# Variable(s)	14

AGSEC8C	
# Cases	1279
# Variable(s)	9
<u>File Content</u> Livestock Production Livestock Product (Eggs)	

AGSEC9A	
# Cases	234
# Variable(s)	19
<u>File Content</u> Extension Services Extension Source	

AGSEC9B	
# Cases	2584
# Variable(s)	14
<u>File Content</u> Extension Services (NAADS) Household level	

AGSEC10	
# Cases	8569
# Variable(s)	10
<u>File Content</u> Farm Implements and Machinery Implement item	

AGSEC11	
# Cases	4015
# Variable(s)	14
<u>File Content</u> Animal Power Livestock Type	

CSEC1A	
# Cases	307
# Variable(s)	7
<u>File Content</u> Identification Particulars	

CSEC2	
# Cases	10131
# Variable(s)	4
<u>File Content</u> Service Availability in LC1 Service type	

CSEC2A	
# Cases	307
# Variable(s)	30
<u>File Content</u> Land use and planning	

CSEC2B	
# Cases	307
# Variable(s)	33
<u>File Content</u> Client satisfaction with health facilities EA	

CSEC2C	
# Cases	2763
# Variable(s)	5
<u>File Content</u> Water and Sanitation - toilets EA	

CSEC2C_0	
# Cases	307
# Variable(s)	12
<u>File Content</u> Water and Sanitation EA	

CSEC3_0	
# Cases	307
# Variable(s)	7
<u>File Content</u> Education (primary education) EA	

CSEC3A	
# Cases	1535
# Variable(s)	8
<u>File Content</u> Availability of Facilities at School Facility type	

CSEC3B	
# Cases	307
# Variable(s)	12
<u>File Content</u> Condition of toilets at the School Level of Observation: EA	

CSEC3C	
# Cases	1005
# Variable(s)	6
<u>File Content</u> Water facilities at the School Level of Observation: Water facility type	

CSEC3D	
# Cases	3796
# Variable(s)	7
<u>File Content</u> Payment for Services by Parents/Guardians Level of observation: Payment ID	

CSEC3E	
# Cases	584
# Variable(s)	11
<u>File Content</u> Academic Performance of pupils in PLE Level of observation: Year	

CSEC3F	
# Cases	921
# Variable(s)	8
<u>File Content</u> Incidence of leaving school prematurely Level of observation: Year	

CSEC3G	
# Cases	1535
# Variable(s)	8
<u>File Content</u> School meetings Level of observation:Type of meeting	

CSEC3H	
# Cases	876
# Variable(s)	5
<u>File Content</u> Staffing at the School Level of observation:Staffing position	

CSEC3I	
# Cases	1535
# Variable(s)	7
<u>File Content</u> Supervision/Monitoring of School during last 12 months Level of observation:Supervisor/monitor	

CSEC3J	
# Cases	4605
# Variable(s)	6
<u>File Content</u> Problems/constraints faced by School Level of observation:Problem type	

CSEC3K	
# Cases	2044
# Variable(s)	18
<u>File Content</u> Learner attendance, Teacher presence and qualifications and other classroom elements Level of observation:Class	

CSEC3L	
# Cases	307
# Variable(s)	6
<u>File Content</u> Accountability in school Level of observation: EA	

CSEC3M	
# Cases	6140
# Variable(s)	5
<u>File Content</u> Addressing absenteeism in school Level of observation:EA	

CSEC4A	
# Cases	307
# Variable(s)	9
<u>File Content</u> Health Facility - Work at Night Level of observation:EA	

CSEC4B	
# Cases	307
# Variable(s)	32
<u>File Content</u> Health Facility - Availability of equipment/ services Level of observation: EA	

CSEC4C	
# Cases	3991
# Variable(s)	7
<u>File Content</u> Services offered by Health facility Level of observation:Service type	

CSEC4D	
# Cases	307
# Variable(s)	15
<u>File Content</u> Common diseases reported at Health facility Level of observation:EA	

CSEC4E	
# Cases	3684
# Variable(s)	7
<u>File Content</u> Common stock-outs reported by Health Facility Level of observation:Drug supplies	

CSEC4F	
# Cases	307
# Variable(s)	12
<u>File Content</u> Items bought by patients visiting the Health facility Level of observation:EA	

CSEC4G	
# Cases	307
# Variable(s)	7
<u>File Content</u> Deliveries at the facility	

CSEC4H_1	
# Cases	1752
# Variable(s)	11
<u>File Content</u> Validation of HMIS Level of observation:Data element, period	

CSEC4I	
# Cases	307
# Variable(s)	5
<u>File Content</u> Epidemic reporting Level of observation:EA	

CSEC4J	
# Cases	307
# Variable(s)	5
<u>File Content</u> General operations Level of observation:EA	

CSEC4K	
# Cases	307
# Variable(s)	15
<u>File Content</u> Sanitary Facilities Available at the Health Facility Level of observation: EA	

CSEC4L	
# Cases	2149
# Variable(s)	6
<u>File Content</u> Access to Water at the Health facility Level of observation: Water facility type	

CSEC4M	
# Cases	3991
# Variable(s)	6
<u>File Content</u> Factors Limiting provision of Health Services Level of observation: Limiting factor	

CSEC4N	
# Cases	921
# Variable(s)	8
<u>File Content</u> Supervision/Monitoring of Health Facility Level of observation: Supervisor/monitor	

CSEC4O	
# Cases	307
# Variable(s)	4
<u>File Content</u> Village Health Teams Level of observation: EA	

CSEC4P	
# Cases	2336
# Variable(s)	5
<u>File Content</u> Staffing at the Health Facility Level of observation: Positions	

CSEC4Q	
# Cases	6140
# Variable(s)	5
<u>File Content</u> Addressing absenteeism at the Facility Level of observation: EA/type of initiative	

CSEC4R	
# Cases	307
# Variable(s)	7
<u>File Content</u> Accountability in the Health facility Level of observation:EA	

CSEC5_0	
# Cases	307
# Variable(s)	4
<u>File Content</u> Works and Transport Level of observation:EA	

CSEC5ABC	
# Cases	1535
# Variable(s)	20
<u>File Content</u> Infrastructure Level of observation: EA	

CSEC5D	
# Cases	2763
# Variable(s)	6
<u>File Content</u> Constraints faced in the maintenance/repair of roads Level of observation: Item type	

CSEC5E	
# Cases	307
# Variable(s)	7
<u>File Content</u> Accountability in the subcounty Level of observation: EA	

CSEC6A	
# Cases	307
# Variable(s)	10
<u>File Content</u> Community characteristics Level of observation: Type	

CSEC6B	
# Cases	3991
# Variable(s)	8
<u>File Content</u> Community groups Level of observation: Group code	

CSEC6C_1	
# Cases	90
# Variable(s)	8
<u>File Content</u> NGOs in the community Level of observation: NGO	

CSEC6D	
# Cases	3212
# Variable(s)	27
<u>File Content</u> Community Needs Level of observation: Item	

CSEC6E	
# Cases	1535
# Variable(s)	23
<u>File Content</u> Communal Resource Management Level of observation: Resource	

CSEC11_0	
# Cases	307
# Variable(s)	3
<u>File Content</u> Government safety net programmes Level of observation: Programme	

GSEC1	
# Cases	3098
# Variable(s)	21
<u>File Content</u> Household Identification Particulars Level of observation: Household	

GSEC2	
# Cases	16056
# Variable(s)	13
<u>File Content</u> Household Roster Level of observation:Individual	

GSEC2B	
# Cases	15776
# Variable(s)	19
<u>File Content</u> Domestic tourism Level of observation:Individual	

GSEC2C	
# Cases	1036
# Variable(s)	11
<u>File Content</u> Senior Citizen's Grant (SAGE) Level of observation:Individual	

GSEC4	
# Cases	14494
# Variable(s)	39
<u>File Content</u> Education Level of observation:Individual	

GSEC5	
# Cases	15712
# Variable(s)	22
<u>File Content</u> Health Level of observation:Individual	

GSEC6_1	
# Cases	15776
# Variable(s)	60
<u>File Content</u> Child Nutrition and Health Level of observation:Individual	

GSEC6_2	
# Cases	544
# Variable(s)	24
<u>File Content</u> Dietary diversity of youngest child Level of observation:Individual	

GSEC6_3	
# Cases	1462
# Variable(s)	8
<u>File Content</u> Child nutrition and health – feeding counselling Level of observation:Individual	

GSEC6_4	
# Cases	1823
# Variable(s)	4
<u>File Content</u> Dietary diversity of youngest child (ctd) Level of observation:Individual	

GSEC6_5	
# Cases	15480
# Variable(s)	25
<u>File Content</u> Child Nutrition and Health cont'd Level of observation:Individual	

GSEC7_1	
# Cases	3078
# Variable(s)	16
<u>File Content</u> Savings Level of observation:Household	

GSEC7_2	
# Cases	46170
# Variable(s)	8
<u>File Content</u> Sources of income, financial decisions Level of observation:Household	

GSEC7_4	
# Cases	8324
# Variable(s)	50
<u>File Content</u> Loans, credit and borrowing Level of observation:Individual	

GSEC8	
# Cases	11193
# Variable(s)	94
<u>File Content</u> Labour Force Status Level of observation:Individual	

GSEC9	
# Cases	3078
# Variable(s)	52
<u>File Content</u> Housing Conditions, Water and Sanitation Level of observation:Household	

GSEC10_1	
# Cases	3066
# Variable(s)	25
<u>File Content</u> Energy Use Level of observation:Household	

GSEC10_3	
# Cases	27702
# Variable(s)	10
<u>File Content</u> Energy use Level of observation:Fuel Type	

GSEC12_1	
# Cases	1628
# Variable(s)	10
<u>File Content</u> Non-Agricultural Household Enterprises/Activities Level of observation:Enterprise	

GSEC12_2	
# Cases	1477
# Variable(s)	54
<u>File Content</u> Non-Agricultural Household Enterprises/Activities Level of observation:Enterprise	

GSEC14	
# Cases	86184
# Variable(s)	10
<u>File Content</u> Household Assets Level of observation:Asset Type	

GSEC15A	
# Cases	6156
# Variable(s)	6
<u>File Content</u> Number of people present for meals Level of observation:Household	

GSEC15B	
# Cases	385434
# Variable(s)	23
<u>File Content</u> Household Consumption Expenditures – Food, Beverages and Tobacco (Last 7 days) Level of observation:Consumption Item	

GSEC15B_2	
# Cases	5754
# Variable(s)	5
<u>File Content</u> Food Sample collection Level of observation:Consumption Item	

GSEC15C	
# Cases	196260
# Variable(s)	18
<u>File Content</u> Household Consumption Expenditures – Non-Durable Goods and Frequently Purchased Services (Last 30 days) Level of observation:Consumption Item	

GSEC15D	
# Cases	190893
# Variable(s)	13
<u>File Content</u> Household Consumption Expenditures – Semi-durable and Durable Goods and Services (Last 365 days) & Non-Consumption Expenditures (Last 365 Days) Level of observation:Consumption Item	

GSEC15E	
# Cases	18970
# Variable(s)	5
<u>File Content</u> Non-consumption expenditure Level of observation:Consumption Item	

GSEC16	
# Cases	20920
# Variable(s)	13
<u>File Content</u> Shocks and Coping strategies Level of observation:Shock Type	

GSEC17_1	
# Cases	3078
# Variable(s)	36
<u>File Content</u> Welfare and Food Security Level of observation:Household	

GSEC19	
# Cases	3098
# Variable(s)	3
<u>File Content</u> Link with the Agriculture Questionnaire Level of observation:Household	

WSEC1A	
# Cases	8179
# Variable(s)	5
<u>File Content</u> Section 1: Woman Identifier particulars	

Level of observation: Individual

WSEC2	
# Cases	8089
# Variable(s)	10
<u>File Content</u> Section 2: Age and Marital status Level of observation:Individual	

WSEC3	
# Cases	113260
# Variable(s)	7
<u>File Content</u> Section 3: Contraception Level of observation:Type of contraception	

WSEC4	
# Cases	64720
# Variable(s)	41
<u>File Content</u> Section 4: Fertility Level of observation:Type of help with the delivery	

WSEC5	
# Cases	88990
# Variable(s)	18
<u>File Content</u> Section 5: Unmet need for family planning Level of observation:Reason for not being able to get pregnant	

WSEC6	
# Cases	8090
# Variable(s)	4
<u>File Content</u> Section 6: Smoking Level of observation:Individual	

WSEC7	
# Cases	234610
# Variable(s)	8
<u>File Content</u>	

Section 7: Dietary diversity
 Level of observation: Type of food

WSEC8

Cases 8090

Variable(s) 13

File Content

Section 8: Biological measurements
 Level of observation: Individual

pov2019_20

Cases 3099

Variable(s) 15

File Content

Consumption aggregate dataset

Notes

Contains UNPS 2010\11 HH Questionnaire Section 6 data stemming from all questions, with the exception of 18 & 23, that were also asked in UNPS 2009\10.

Contains UNPS 2010\11 HH Questionnaire Section 8 data stemming from all questions, with the exception of 67, that were also asked in UNPS 2009\10. The changes in the content and order of questions were accommodated by adding an appropriate suffix to the end of variable name in order to yield a datastructure that was comparable to the 2009\10 counterpart.

Contains UNPS 2010\11 HH Questionnaire Section 6 data stemming from question 18 that was also asked in UNPS 2009\10. The item is at the individual-treatment-level.

Contains UNPS 2010\11 HH Questionnaire Section 6 data stemming from question 23 that was also asked in UNPS 2009\10.

Contains UNPS 2010\11 HH Questionnaire Section 7 data stemming from all questions, with the exception of 9, that were also asked in UNPS 2009\10.

Contains UNPS 2010\11 HH Questionnaire Section 7 Question 9. In UNPS 2009\2010, Question 9 aimed to capture the "main" measure that was taken to improve [NAME]'s performance of activities in the last 12 months. In UNPS 2010\11, Question 9 is now asked at the individual-rehabilitation measure-level, meaning for each possible rehabilitation measure, individual is probed for whether it was undertaken or not.

Contains UNPS 2010\11 HH Questionnaire Section 9 data stemming from all questions, with the exception of 15, that were also asked in UNPS 2009\10.

Contains UNPS 2010\11 HH Questionnaire Section 9 data stemming from question 15 that was also asked in UNPS 2009\10. The file is at household-water collector-level.

Contains UNPS 2010\11 HH Questionnaire Section 10 data stemming from all questions, with the exception of 8, that were also asked in UNPS 2009\10.

Contains UNPS 2010\11 HH Questionnaire Section 10 data stemming from question 8 that was also asked in UNPS 2009\10. The file is at the household-stove type-level.

Contains UNPS 2010\11 HH Questionnaire Section 13 data stemming from all questions, with the exception of 1-3 & 5-12, that were also asked in UNPS 2009\10.

Contains UNPS 2010\11 HH Questionnaire Section 13 data stemming from questions 1-3 & 5-12 that were also asked in UNPS 2009\10. The file is at the household-financial act-level.

Contains UNPS 2010\11 HH Questionnaire Section 17 data stemming from all questions, with the exception of 10 & 11, that were also asked in UNPS 2009\10.

Contains UNPS 2010\11 HH Questionnaire Section 17 data stemming from question 11. The file is at the household-food shortage reason-level.

Contains UNPS 2010\11 HH Questionnaire Section 18 data stemming from all questions, with the exception of 7-11, that were also asked in UNPS 2009\10.

Contains UNPS 2010\11 HH Questionnaire Section 18 data stemming from questions 9-11. The file is at the household-activity-level.

Contains UNPS 2010\11 HH Questionnaire Section 18 data stemming from questions 7 & 8. The file is at the household-level.

Contains UNPS 2010\11 HH Questionnaire Section 17 data stemming from question 10. The file is at the household-month-level.

Variables List

Dataset contains 1963 variable(s)

File AGSEC1							
#	Name	Label	Type	Format	Valid	Invalid	Question
1	t0_hhid	Household ID number linking household data to other waves	discrete	character-8	2586	0	-
2	hhid	Unique 32-character long identifier of the interview	discrete	character-32	2586	0	-
3	hh_crp2	1. Did you grow any crops in second cropping season of 2018?	discrete	numeric-6.0	2474	112	-
4	hh_crp1	1. Did you grow any crops in last season (First cropping season(Jan - Jun 2019))	discrete	numeric-6.0	2445	141	-
5	lvytck	1. Has any member of your household raised or owned cattle and pack animals duri	discrete	numeric-6.0	1958	628	-
6	hh_anm	1. Has any member of your household raised or owned small animals during the las	discrete	numeric-6.0	1958	628	-
7	hh_plty	1. Has any member of your household raised or owned rabbits, poultry, or other d	discrete	numeric-6.0	1958	628	-
8	urban	7. urban = 1, rural = 2	discrete	numeric-6.0	2586	0	-
9	batch	batch variable	continuous	numeric-8.0	2519	67	-
10	hwgt_wc	Panel weight with all sections completed	continuous	numeric-9.2	2435	151	-
11	region	1 Central, 2 Eastern, 3 Northern, 4 Western	discrete	numeric-10.0	2584	2	-
12	wgt	Cross sectional weight 2019/2020	continuous	numeric-9.2	2586	0	-

File AGSEC2A							
#	Name	Label	Type	Format	Valid	Invalid	Question
1	hhid	Unique 32-character long identifier of the interview	discrete	character-32	4087	0	-
2	parcelID	Parcel identifier	discrete	numeric-6.0	4087	0	-
3	a2aq1owned	Is this parcel owned or accessed through use rights?	discrete	numeric-6.0	4087	0	-
4	s2aq5_1	5.1. RESPONDENT FOR THIS PARCEL	discrete	numeric-6.0	4012	75	-
5	s2aq03_1a	3.1 Has size of [PARCEL] increased, remained the same or decreased since last wa	discrete	numeric-6.0	3936	151	-
6	s2aq4	4. Size of this parcel in acres? GPS with two decimal digits	continuous	numeric-6.2	1696	2391	-

File AGSEC2A							
#	Name	Label	Type	Format	Valid	Invalid	Question
7	s2aq5	5. Size of this parcel in acres? Farmer estimation with two decimal digits	continuous	numeric-6.2	4049	38	-
8	s2aq6	6. Location: How long does it take to travel from the homestead to this parcel?	discrete	numeric-6.0	4050	37	-
9	s2aq7	7. Tenure system	discrete	numeric-6.0	4071	16	-
10	s2aq8	8. How did you acquire this parcel?	discrete	numeric-6.0	4071	16	-
11	s2aq9	9. In which year did you first acquire this parcel?	discrete	numeric-12.0	4087	0	-
12	s2aq10	10. Do you currently have access to the parcell?	discrete	numeric-6.0	4087	0	-
13	s2aq11a	11a.What was/is the primary use of parcel - 2nd cropping season of 2018?	discrete	numeric-6.0	4071	16	-
14	s2aq11b	11b.What was/is the primary use of parcel - 1st cropping season of 2019?	discrete	numeric-6.0	4071	16	-
15	a2bq12a_1	12a. What type of fallow was used during the 2nd cropping season of 2018?	discrete	numeric-6.0	642	3445	-
16	a2bq12b_1	12b. What type of fallow was used during the 1st cropping season of 2019?	discrete	numeric-6.0	347	3740	-
17	s2aq14	14. Total rent received/will be received during the 2 seasons	continuous	numeric-6.0	70	4017	-
18	s2aq15a	15a. What % of the parcel did you cultivate/plant-2nd cropping season of 2018?	continuous	numeric-6.2	3132	955	-
19	s2aq15b	15b. What % of the parcel did you cultivate/plant-1st cropping season of 2019?	continuous	numeric-6.0	3526	561	-
20	a2aq28	28. Does the parcel have any permanent or semi-permanent buildings, hut, shed, e	discrete	numeric-6.0	4071	16	-
21	a2aq29a	29a. What is the main use of the building or structure? (1/2)	discrete	numeric-15.0	682	3405	-
22	a2aq29b	29a. What is the main use of the building or structure? (2/2)	discrete	numeric-14.0	11	4076	-
23	a2aq18	18. What is the main water source to this parcel?	discrete	numeric-6.0	4071	16	-
24	s2aq20	20. During the last completed season, were there any problems with erosion in th	discrete	numeric-6.0	4071	16	-
25	s2aq21	21.What was the cause of these erosion problems?	discrete	numeric-6.0	172	3915	-

File AGSEC2A							
#	Name	Label	Type	Format	Valid	Invalid	Question
26	s2aq22a	22a.Is there any erosion control/water harvesting facility on this parcel? (1/2)	discrete	numeric-9.0	172	3915	-
27	s2aq22b	22b.Is there any erosion control/water harvesting facility on this parcel? (2/2)	discrete	numeric-9.0	24	4063	-
28	s2aq23	23. Does this parcel have a formal certificate of title or customary certificate	discrete	numeric-6.0	4071	16	-
29	a2aq31	31. In which year did your household acquire the formal title or certificate for	continuous	numeric-6.0	218	3869	-
30	s2aq26_0	26a. Which household member's name is on the title/ certificate? - PID 1	discrete	numeric-31.0	211	3876	-
31	s2aq26_1	26b. Which household member's name is on the title/ certificate? - PID 2	discrete	numeric-6.0	39	4048	-
32	a2aq32	32. Does your household have other documents (semi-formal or informal) that woul	discrete	numeric-6.0	3848	239	-
33	a2aq33a	33a. What type of informal documents does your household possess? (1/3)	discrete	numeric-20.0	930	3157	-
34	a2aq33b	33b. What type of informal documents does your household possess? (2/3)	discrete	numeric-20.0	2	4085	-
35	a2aq33c	33c. What type of informal documents does your household possess? (3/3)	continuous	numeric-9.0	2	4085	-
36	s2aq24_0	24a. Who has the Ownership rights to this parcel? - PID 1?	discrete	numeric-31.0	4007	80	-
37	s2aq24_1	24b. Who has the Ownership rights to this parcel? - PID 2?	discrete	numeric-6.0	1546	2541	-
38	s2aq27_0	27a. Who can decide whether to sell this parcel or use it as collateral - PID 1?	discrete	numeric-31.0	4007	80	-
39	s2aq27_1	27b. Who can decide whether to sell this parcel or use it as collateral - PID 2?	discrete	numeric-6.0	1461	2626	-
40	a2aq34	34. Do female children have the right to inherit this parcel?	discrete	numeric-6.0	4070	17	-
41	a2aq25	25. Have you ever been concerned that somebody might dispute your ownership/ use	discrete	numeric-6.0	4071	16	-
42	a2aq35	35. Did you have any land dispute or disagreements with anyone over this parcel/	discrete	numeric-6.0	4071	16	-
43	a2aq36	36. What was the nature of the main dispute or disagreement?	discrete	numeric-6.0	119	3968	-

File AGSEC2A

#	Name	Label	Type	Format	Valid	Invalid	Question
44	a2aq37	37. How likely do you think that there would be disagreement over the ownership	discrete	numeric-6.0	4071	16	-
45	a2aq38	38. What is the main concern?	discrete	numeric-6.0	158	3929	-
46	a2aq39	39. If you wanted to sell this property today, how much would you receive for it	continuous	numeric-6.0	4070	17	-

File AGSEC2B

#	Name	Label	Type	Format	Valid	Invalid	Question
1	hhid	Unique 32-character long identifier of the interview	discrete	character-32	1278	0	-
2	parcelID	Parcel identifier	discrete	numeric-6.0	1278	0	-
3	t0_hhid	Household ID number linking household data to other waves	discrete	character-8	1278	0	-
4	s2aq05_1	5.1. RESPONDENT FOR THIS PARCEL	discrete	numeric-6.0	1235	43	-
5	s2aq03_3	3.2 Does the household still own/have access rights to this parcel?	discrete	numeric-6.0	1253	25	-
6	a2bq1owned	Is this parcel owned or accessed through use rights?	discrete	numeric-6.0	1278	0	-
7	s2aq03_1	3.1 Has size of [PARCEL] increased, remained the same or decreased since last wa	discrete	numeric-6.0	1030	248	-
8	s2aq04	4. Size of this parcel in acres? GPS with two decimal digits	continuous	numeric-6.2	94	1184	-
9	s2aq05	5. Size of this parcel in acres? Farmer estimation with two decimal digits	continuous	numeric-6.2	1210	68	-
10	s2aq06	6. Location: How long does it take to travel from the homestead to this parcel?	discrete	numeric-6.0	1210	68	-
11	s2aq07	7. Tenure system	discrete	numeric-6.0	1216	62	-
12	s2aq08	8. How did you acquire this parcel?	discrete	numeric-6.0	1216	62	-
13	a2bq09	2b9. How much rent did you or will you pay to the land owner during the two crop	continuous	numeric-6.0	864	414	-
14	a2bq10	2b10. For how long have you been in continued possession of this parcel (number	continuous	numeric-6.0	1277	1	-
15	a2bq11	2b11. Do you have to renew your use rights to this parcel at least once a year?	discrete	numeric-6.0	1277	1	-

File AGSEC2B

#	Name	Label	Type	Format	Valid	Invalid	Question
16	a2bq12a	12a.What was/is the primary use of parcel - 2nd cropping season of 2018?	discrete	numeric-6.0	1214	64	-
17	a2bq12b	12b.What was/is the primary use of parcel - 1st cropping season of 2019?	discrete	numeric-6.0	1214	64	-
18	a2bq12a_1	12a_1. What type of fallow was/is being used during the two cropping seasons for	discrete	numeric-6.0	135	1143	-
19	a2bq12b_1	12b_1. What type of fallow was/is being used during the two cropping seasons for	discrete	numeric-6.0	115	1163	-
20	a2aq18	18. What is the main water source to this parcel?	discrete	numeric-6.0	1215	63	-
21	s2aq20	20. During the last completed season, were there any problems with erosion in th	discrete	numeric-6.0	1215	63	-
22	s2aq21	21.What was the cause of these erosion problems?	discrete	numeric-6.0	24	1254	-
23	s2aq22a	20a. Is there any erosion control/ water harvesting facility on this parcel? (1/	discrete	numeric-9.0	24	1254	-
24	s2aq22b	20b. Is there any erosion control/ water harvesting facility on this parcel? (2/	discrete	numeric-9.0	3	1275	-

File AGSEC3A

#	Name	Label	Type	Format	Valid	Invalid	Question
1	hhid	Unique 32-character long identifier of the interview	discrete	character-32	5884	0	-
2	parcelID	Parcel identifier	discrete	numeric-6.0	5884	0	-
3	pltid	Plot identifier	discrete	numeric-6.0	5884	0	-
4	s3aq03	Name of the plot	discrete	character-54	5884	0	-
5	s2aq04_1	4_1. Size of this plot in acres? GPS with two decimal digits	continuous	numeric-6.2	1994	3890	-
6	s3aq03_1	3.1.RECORD RESPONDENT FOR THIS PLOT (%rosteritle%)	discrete	numeric-6.0	5648	236	-
7	s3aq03_2	3.2. Were the decisions concerning the timing of cropping activities, crop choic	discrete	numeric-6.0	5802	82	-
8	s3aq03_3	3.3. Who was the primary decision maker on the plot %rosteritle% during the 2rd	discrete	numeric-6.0	2544	3340	-
9	s3aq03_4a	3.4a. Who were the decision makers on the plot during JUL TO DEC 2018? - PID 1	discrete	numeric-6.0	3122	2762	-

File AGSEC3A							
#	Name	Label	Type	Format	Valid	Invalid	Question
10	s3aq03_4b	3.4b. Who were the decision makers on the plot during JUL TO DEC 2018? - PID 2	discrete	numeric-6.0	2759	3125	-
11	s3aq03a	3a. Was the plot burned in preparation for planting?	discrete	numeric-6.0	5803	81	-
12	s3aq04	4. Did you use any organic fertilizer on the parcel/plot?	discrete	numeric-6.0	5804	80	-
13	s3aq04a	4a. What was the quantity used? UNIT	discrete	numeric-6.0	344	5540	-
14	s3aq05	5. What was the quantity used?	continuous	numeric-6.0	348	5536	-
15	s3aq06	6. Was any of this purchased?	discrete	numeric-6.0	348	5536	-
16	s3aq07	7. How much was purchased?	continuous	numeric-6.0	34	5850	-
17	s3aq08	8. What was the value of the purchase? US\$	continuous	numeric-6.0	34	5850	-
18	s3aq09	9. Where did you buy most of it?	discrete	numeric-38.0	34	5850	-
19	s3aq12	12. What was the main source of organic fertilizer used on the parcel/plot?	discrete	numeric-17.0	314	5570	-
20	s3aq13	13. Did you use any inorganic/chemical fertilizer on the parcel/plot?	discrete	numeric-6.0	5804	80	-
21	s3aq14	14. What type was used?	discrete	numeric-6.0	171	5713	-
22	s3aq14a	14a. What was the quantity used? UNIT	discrete	numeric-6.0	169	5715	-
23	s3aq15	15. What was the quantity used? QUANTITY	continuous	numeric-6.0	171	5713	-
24	s3aq16	16. Was any of this purchased?	discrete	numeric-6.0	171	5713	-
25	s3aq17	17. How much was purchased?	continuous	numeric-6.0	164	5720	-
26	s3aq18	18. What was the value of the purchase? US\$	continuous	numeric-6.0	166	5718	-
27	s3aq19	19. Where did you buy most of it?	discrete	numeric-38.0	166	5718	-
28	s3aq22	22. Did you use any pesticides on the parcel/plot?	discrete	numeric-6.0	5804	80	-
29	s3aq23	23. What type was used?	discrete	numeric-6.0	443	5441	-
30	s3aq24a	24a. What was the quantity used? UNIT	discrete	numeric-6.0	442	5442	-
31	s3aq24b	24b. What was the quantity used? QUANTITY	continuous	numeric-6.2	443	5441	-
32	s3aq25	25. Was any of this purchased?	discrete	numeric-6.0	443	5441	-
33	s3aq26	26. What quantity was purchased? UNIT OF 24b	continuous	numeric-6.2	435	5449	-

File AGSEC3A

#	Name	Label	Type	Format	Valid	Invalid	Question
34	s3aq27	27. What was the value of the purchase? US\$	continuous	numeric-6.0	435	5449	-
35	s3aq28	28. Where did you buy most of it?	discrete	numeric-38.0	435	5449	-
36	s3aq34	34. Did you hire any labour to work on this plot during the 2nd season of 2018?	discrete	numeric-6.0	5803	81	-
37	s3aq35a	35a. Men - Person days	continuous	numeric-6.0	1550	4334	-
38	s3aq35b	35b. Women - Person days	continuous	numeric-6.0	1550	4334	-
39	s3aq35c	35c. Children - Person days	discrete	numeric-6.0	1550	4334	-
40	s3aq36	36. How much did you pay including the value of in-kind payments for these days	continuous	numeric-6.0	1550	4334	-
41	s4aq07	7.What was the total area of %rosteritle% planted?	continuous	numeric-6.2	5782	102	-

File AGSEC3A_1

#	Name	Label	Type	Format	Valid	Invalid	Question
1	interview_..	Interview key (identifier in XX-XX-XX-XX format)	discrete	character-11	28566	0	-
2	parcelID	Id in "t0_parcelroster"	discrete	numeric-6.0	28566	0	-
3	pltid	Id in "cul_plots"	discrete	numeric-6.0	28566	0	-
4	fam_labor_..	Id in fam_labour	discrete	numeric-6.0	28566	0	-
5	s3aq33	33. Did %rosteritle% work on this plot?	discrete	numeric-6.0	28114	452	-
6	s3aq33_1	33_1. How many days did %rosteritle% work? (in the season)	continuous	numeric-6.0	15916	12650	-
7	hhid	Unique 32-character long identifier of the interview	discrete	character-32	28566	0	-

File AGSEC3B

#	Name	Label	Type	Format	Valid	Invalid	Question
1	hhid	Unique 32-character long identifier of the interview	discrete	character-32	6378	0	-
2	parcelID	Id in "t0_parcelroster"	discrete	numeric-6.0	6378	0	-
3	pltid	Id in cul_plots_3b	discrete	numeric-6.0	6378	0	-
4	s3aq03b	Name of the plot	discrete	character-54	6378	0	-
5	s3bq03_1	3.1.RECORD RESPONDENT FOR THIS PLOT (%rosteritle%)	discrete	numeric-6.0	6344	34	-
6	s2aq05_2_..	5.2. Was GPS captured?	discrete	numeric-6.0	6297	81	-
7	s2aq04_1_1	4_1 Size of the plot in acres? GPS with two decimal digits	continuous	numeric-6.2	2196	4182	-

File AGSEC3B							
#	Name	Label	Type	Format	Valid	Invalid	Question
8	s3bq03_2	3.2 Decisions on crops on plot in 2019 were made by a single hh member or jointl	discrete	numeric-6.0	6374	4	-
9	s3bq03_3	3.3. Who was the primary decision maker on the plot %rosteritle% during the 1st	discrete	numeric-6.0	2749	3629	-
10	s3bq03_4a	3.4a. Decision makers on the plot during 1st cropping season 2019? - PID 1	discrete	numeric-6.0	3549	2829	-
11	s3bq03_4b	3.4b. Decision makers on the plot during 1st cropping season 2019? - PID 2	discrete	numeric-6.0	3354	3024	-
12	s3bq03a	3a. Was the plot burned in preparation for planting?	discrete	numeric-6.0	6378	0	-
13	s3bq04	4. Did you use any organic fertilizer on the parcel/plot?	discrete	numeric-6.0	6377	1	-
14	s3bq04a	24a. What was the quantity used? UNIT	discrete	numeric-6.0	210	6168	-
15	s3bq05	5. What was the quantity used?	continuous	numeric-6.0	211	6167	-
16	s3bq06	6. Was any of this purchased?	discrete	numeric-6.0	211	6167	-
17	s3bq07	7. How much was purchased?	continuous	numeric-6.0	29	6349	-
18	s3bq08	8. What was the value of the purchase?UShs	continuous	numeric-6.0	29	6349	-
19	s3bq09	9. Where did you buy most of it?	discrete	numeric-38.0	29	6349	-
20	s3bq12	12. What was the main source of organic fertilizer used on the parcel/plot?	discrete	numeric-6.0	182	6196	-
21	s3bq13	13. Did you use any inorganic/chemical fertilizer on the parcel/plot?	discrete	numeric-6.0	6377	1	-
22	s3bq14	14. What type was used?	discrete	numeric-6.0	152	6226	-
23	s3bq13a	24a. What was the quantity used? UNIT	discrete	numeric-6.0	150	6228	-
24	s3bq15	15. What was the quantity used? QUANTITY	continuous	numeric-6.0	151	6227	-
25	s3bq16	16. Was any of this purchased?	discrete	numeric-6.0	152	6226	-
26	s3bq17	17. How much was purchased?	continuous	numeric-6.0	144	6234	-
27	s3bq18	18. What was the value of the purchase? UShs	continuous	numeric-6.0	145	6233	-
28	s3bq19	19. Where did you buy most of it?	discrete	numeric-38.0	143	6235	-
29	s3bq22	22. Did you use any pesticides on the parcel/plot?	discrete	numeric-6.0	6377	1	-
30	s3bq23	23. What type was used?	discrete	numeric-6.0	383	5995	-

File AGSEC3B

#	Name	Label	Type	Format	Valid	Invalid	Question
31	s3bq24a	24a. What was the quantity used? UNIT	discrete	numeric-6.0	380	5998	-
32	s3bq24b	24b. What was the quantity used? QUANTITY	continuous	numeric-6.2	383	5995	-
33	s3bq25	25. Was any of this purchased?	discrete	numeric-6.0	383	5995	-
34	s3bq26	26. What quantity was purchased?	continuous	numeric-6.2	371	6007	-
35	s3bq27	27. What was the value of the purchase? UShs	continuous	numeric-6.0	371	6007	-
36	s3bq28	28. Where did you buy most of it?	discrete	numeric-38.0	371	6007	-
37	s3bq34	34. Did you hire any labour to work on this plot during the 1st season of 2019?	discrete	numeric-6.0	6299	79	-
38	s3bq35a	35a. Men - Person days	continuous	numeric-6.0	1629	4749	-
39	s3bq35b	35b. Women - Person days	continuous	numeric-6.0	1645	4733	-
40	s3bq35c	35c. Children - Person days	discrete	numeric-6.0	1629	4749	-
41	s3bq36	36. How much did you pay including the value of in-kind payments for these days	continuous	numeric-6.0	1629	4749	-
42	s4bq07	7.What was the total area of %rosteritle% planted?	continuous	numeric-6.2	6353	25	-

File AGSEC3B_1

#	Name	Label	Type	Format	Valid	Invalid	Question
1	t0_hhid	-	discrete	character-8	31147	0	-
2	interview_..	Interview key (identifier in XX-XX-XX-XX format)	discrete	character-11	31147	0	-
3	parcelID	Id in "t0_parcelroster"	discrete	numeric-6.0	31147	0	-
4	pltid	Id in "cul_plots_3b"	discrete	numeric-6.0	31147	0	-
5	fam_labor_..	Id in fam_labour_3b	discrete	numeric-6.0	31147	0	-
6	s3bq33	33. Did %rosteritle% work on this plot?	discrete	numeric-6.0	30788	359	-
7	s3bq33_1	33_1. How many days did %rosteritle% work? (in the season)	continuous	numeric-6.0	17796	13351	-
8	hhid	Unique 32-character long identifier of the interview	discrete	character-32	31147	0	-

File AGSEC4A

#	Name	Label	Type	Format	Valid	Invalid	Question
1	hhid	Unique 32-character long identifier of the interview	discrete	character-32	8429	0	-
2	parcelID	Parcel identifier	discrete	numeric-6.0	8429	0	-
3	pltid	Plot identifier	discrete	numeric-6.0	8429	0	-

File AGSEC4A							
#	Name	Label	Type	Format	Valid	Invalid	Question
4	cropID	Id in crop_code	discrete	numeric-6.0	8429	0	-
5	s4aq01	1. Did you grow any crops in second cropping season of 2018?	discrete	numeric-6.0	8363	66	-
6	s4aq06_1	6.1. RECORD RESPONDENT FOR THIS CROP	discrete	numeric-6.0	8287	142	-
7	s4aq07	7. What was the total area of [PLOT] planted?	continuous	numeric-6.2	8408	21	-
8	s4aq08	8. What type of crop stand was on the plot %rosteritle %?	discrete	numeric-6.0	8402	27	-
9	s4aq09	9. Approximately what percentage of the plot area was under this %rosteritle %?	continuous	numeric-6.0	4540	3889	-
10	s4aq09_1	9.1. What month was the crop planted?	discrete	numeric-6.0	8418	11	-
11	s4aq09_2	9.2. What year was the crop planted?(YYYY)	continuous	numeric-6.0	8423	6	-
12	s4aq16	16. Did you use any seed/seedlings?	discrete	numeric-6.0	8423	6	-
13	s4aq11a	11a. How much seed did you use for this %rosteritle%? Qty	continuous	numeric-6.2	5615	2814	-
14	s4aq11b	11b. How much seed did you use for this %rosteritle%? UNIT	discrete	numeric-6.0	5615	2814	-
15	s4aq12a	12a.If it were pure-stand,how much seed would you have used for this [CROP]-QTY	continuous	numeric-6.2	2866	5563	-
16	s4aq12b	12b.If it were pure-stand,how much seed would you have used for this[CROP]-UNIT	discrete	numeric-6.0	2866	5563	-
17	s4aq13	13. What type of seed/seedlings did you use for this crop(%rosteritle%)?	discrete	numeric-6.0	5615	2814	-
18	s4aq14	14. What type of improved seed did you use for this %rosteritle%?	discrete	numeric-6.0	311	8118	-
19	s4aq10	10. Did you purchase any seed/seedlings for this crop (%rosteritle%)?	discrete	numeric-6.0	5615	2814	-
20	s4aq15	15.How much did you pay(cash&in-kind)for all purchased seeds/seedlings for [CROP	continuous	numeric-6.0	1203	7226	-

File AGSEC4B							
#	Name	Label	Type	Format	Valid	Invalid	Question
1	hhid	Unique 32-character long identifier of the interview	discrete	character-32	9356	0	-

File AGSEC4B

#	Name	Label	Type	Format	Valid	Invalid	Question
2	parcelID	Id in "t0_parcelroster"	discrete	numeric-6.0	9356	0	-
3	pltid	Id in "cul_plots_3b"	discrete	numeric-6.0	9356	0	-
4	cropID	Id in crop_code_4b	discrete	numeric-6.0	9356	0	-
5	s4bq01	1. Did you grow any crops in last season (First cropping season(Jan - Jun 2019))	discrete	numeric-6.0	9256	100	-
6	s4bq06_1	6.1. RECORD RESPONDENT FOR THIS CROP	discrete	numeric-6.0	9326	30	-
7	s4bq07	7. What was the total area of [PLOT] planted?	continuous	numeric-6.2	9305	51	-
8	s4bq08	8. What type of crop stand was on the plot %rosteritle %?	discrete	numeric-6.0	9351	5	-
9	s4bq09	9. Approximately what percentage of the plot area was under this %rosteritle %?	continuous	numeric-6.0	5208	4148	-
10	s4bq09_1	9.1. What month was the crop planted?	discrete	numeric-6.0	9346	10	-
11	s4bq09_2	9.2. What year was the crop planted?(YYYY)	continuous	numeric-6.0	9351	5	-
12	s4bq16	16. Did you use any seed/seedlings?	discrete	numeric-6.0	9351	5	-
13	s4bq11a	11a. How much seed did you use for this %rosteritle%? Qty	continuous	numeric-6.2	6544	2812	-
14	s4bq11b	11b. How much seed did you use for this %rosteritle%? UNIT	discrete	numeric-6.0	6544	2812	-
15	s4bq12a	12a.If it were pure-stand,how much seed would you have used for this [CROP]-QTY	continuous	numeric-6.2	3506	5850	-
16	s4bq12b	12b.If it were pure-stand,how much seed would you have used for this[CROP]-UNIT	discrete	numeric-6.0	3506	5850	-
17	s4bq13	13. What type of seed/seedlings did you use for this crop(%rosteritle%)?	discrete	numeric-6.0	6544	2812	-
18	s4bq14	14. What type of improved seed did you use for this %rosteritle%?	discrete	numeric-6.0	441	8915	-
19	s4bq10	10. Did you purchase any seed/seedlings for this crop (%rosteritle%)?	discrete	numeric-6.0	6544	2812	-
20	s4bq15	15. How much did you pay (cash & in-kind payments) for all purchased seeds/s	continuous	numeric-6.0	1641	7715	-

File AGSEC5A

#	Name	Label	Type	Format	Valid	Invalid	Question
1	hhid	Unique 32-character long identifier of the interview	discrete	character-32	8429	0	-
2	parcelID	Parcel identifier	discrete	numeric-6.0	8429	0	-
3	pltid	Plot identifier	discrete	numeric-6.0	8429	0	-
4	cropID	Id in crop_code	discrete	numeric-6.0	8429	0	-
5	s5aq05_1	5.1. RECORD RESPONDENT FOR THIS CROP (%rosteritle%)	discrete	numeric-6.0	8275	154	-
6	s5aq05_2	5.2. Is crop immature?	discrete	numeric-6.0	8423	6	-
7	harvest	5.3 Did you harvest %rosteritle% from this plot? 5A - Full harvest	discrete	numeric-21.0	7389	1040	-
8	s5aq06b_1	6b. Unit of harvest (2018, full harvest, condition1)	discrete	numeric-6.0	6846	1583	-
9	s5aq06a_1	6a. Qty of harvest (2018, full harvest, condition1)	continuous	numeric-6.2	6985	1444	-
10	s5aq06c_1	6c. Condition/state of crop harvested (2018, full harvest, condition1)	discrete	numeric-6.0	6976	1453	-
11	s5aq06d_1	6d. Conversion faction into kg (2018, full harvest, condition1)	continuous	numeric-6.2	6977	1452	-
12	s5aq06e_1	6e. Month harvest began (2018, full harvest, condition1)	discrete	numeric-6.0	6977	1452	-
13	s5aq06e_..	6e1. Year harvest began (2018, full harvest, condition1)	continuous	numeric-6.0	6977	1452	-
14	s5aq06f_1	6f. Month harvest ended (2018, full harvest, condition1)	discrete	numeric-6.0	6977	1452	-
15	s5aq06f_..	6f1. Year harvest ended (2018, full harvest, condition1)	continuous	numeric-6.0	6977	1452	-
16	s5aq06a_..	6a1. Type of decision maker for use of crop output(2018,full harvest,condition1)	discrete	numeric-6.0	6977	1452	-
17	s5aq06a_..	6a2. Primary decision maker for use of crop output(2018,full harvest,condition1)	discrete	numeric-6.0	3361	5068	-
18	s5aq06a3_1	6a3. Decision maker for use of crop output - PID1(2018,full harvest,condition1)	discrete	numeric-6.0	3496	4933	-
19	s5aq06a4_1	6a4. Decision maker for use of crop output - PID2(2018,full harvest,condition1)	discrete	numeric-6.0	3159	5270	-
20	s5aq07a_1	7a. Qty of crop sold (2018, full harvest, condition1)	continuous	numeric-6.2	6977	1452	-

File AGSEC5A							
#	Name	Label	Type	Format	Valid	Invalid	Question
21	s5aq07b_1	7b. Condition/state of crop sold (2018, full harvest, condition1)	discrete	numeric-6.0	2884	5545	-
22	s5aq07c_1	7c. Unit of crop sold (2018, full harvest, condition1)	discrete	numeric-6.0	2759	5670	-
23	s5aq08_1	8. Value of crop sold (US\$) (2018, full harvest, condition1)	continuous	numeric-6.0	2884	5545	-
24	s5aq09_1	9. Largest buyer (2018, full harvest, condition1)	discrete	numeric-39.0	2884	5545	-
25	s5aq10_1	10. Transport expenditure (2018, full harvest, condition1)	continuous	numeric-6.0	2884	5545	-
26	s5aq11e_1	11e. Decision maker type-use of crop sales earnings(2018,full harvest,condition1)	discrete	numeric-6.0	2884	5545	-
27	s5aq11f_1	11f. Primary decision maker-use of crop sales earnings(2018,full harvest,condit1)	discrete	numeric-6.0	1335	7094	-
28	s5aq11g_1	11g. Decision maker-use of crop sales earnings-PID1(2018,full harvest,condition1)	discrete	numeric-6.0	1508	6921	-
29	s5aq11h_1	11h. Decision maker-use of crop sales earnings-PID2(2018,full harvest,condition1)	discrete	numeric-6.0	1388	7041	-
30	s5aq12_1	12. Qty of harvest given out as gift or reimbursement(2018,full harvest,condit1)	continuous	numeric-6.2	6977	1452	-
31	s5aq13_1	13. Qty of harvest consumed by hh (2018,full harvest,condition1)	continuous	numeric-6.2	6977	1452	-
32	s5aq14a_1	14a. Qty of harvest used for food products for sale(2018,full harvest,condit1)	continuous	numeric-6.2	6977	1452	-
33	s5aq14b_1	14b. Qty of harvest used for animal feed (2018,full harvest,condition1)	continuous	numeric-6.2	6977	1452	-
34	s5aq15_1	15. Qty of seed from the crop harvested saved for seed(2018,full harvest,cond1)	continuous	numeric-6.2	6977	1452	-
35	s5aq16_1	16. % of harvest lost to or wasted after harvest (2018,full harvest,condition1)	continuous	numeric-6.2	6977	1452	-
36	s5aq17_1	17. Main reason for loss (2018,full harvest,condition1)	discrete	numeric-15.0	20	8409	-

File AGSEC5A

#	Name	Label	Type	Format	Valid	Invalid	Question
37	s5aq18_1	18. Main method of storage for [crop] (2018,full harvest,condition1)	discrete	numeric-6.0	6977	1452	-
38	s5aq19_1	19. Did you protect the stored [crop]? (2018,full harvest,condition1)	discrete	numeric-6.0	6977	1452	-
39	s5aq20_1	20. How did you protect the stored [crop]? (2018,full harvest,condition1)	discrete	numeric-15.0	689	7740	-
40	s5aq21_1	21. Qty of harvest still stored by hh (2018,full harvest,condition1)	continuous	numeric-6.2	6977	1452	-
41	s5aq22_1	22. If no harvest, what was the main reason?(2018,full harvest,condition1)	discrete	numeric-15.0	411	8018	-
42	s5aq23a_1	23a. Did you harvest any crop residue? (2018,full harvest,condition1)	discrete	numeric-6.0	7389	1040	-
43	s5aq23b_1	23b. Main use of crop residue (2018,full harvest,condition1)	discrete	numeric-6.0	1577	6852	-
44	s5aq06b_2	6b. Unit of harvest (2018, full harvest, condition2)	discrete	numeric-6.0	1380	7049	-
45	s5aq06a_2	6a. Qty of harvest (2018, full harvest, condition2)	continuous	numeric-6.2	1382	7047	-
46	s5aq06c_2	6c. Condition/state of crop harvested (2018, full harvest, condition2)	discrete	numeric-6.0	1381	7048	-
47	s5aq06d_2	6d. Conversion faction into kg (2018, full harvest, condition2)	continuous	numeric-6.2	936	7493	-
48	s5aq06e_2	6e. Month harvest began (2018, full harvest, condition2)	discrete	numeric-6.0	1381	7048	-
49	s5aq06e_..	6e1. Year harvest began (2018, full harvest, condition2)	continuous	numeric-6.0	1381	7048	-
50	s5aq06f_2	6f. Month harvest ended (2018, full harvest, condition2)	discrete	numeric-6.0	1381	7048	-
51	s5aq06f_..	6f1. Year harvest ended (2018, full harvest, condition2)	continuous	numeric-6.0	1381	7048	-
52	s5aq06a_..	6a1. Type of decision maker for use of crop output(2018,full harvest,condition2)	discrete	numeric-6.0	1381	7048	-
53	s5aq06a_..	6a2. Primary decision maker for use of crop output(2018,full harvest,condition2)	discrete	numeric-6.0	674	7755	-
54	s5aq06a3_2	6a3. Decision maker for use of crop output	discrete	numeric-6.0	654	7775	-

File AGSEC5A

#	Name	Label	Type	Format	Valid	Invalid	Question
		- PID1(2018,full harvest,condition2)					
55	s5aq06a4_2	6a4. Decision maker for use of crop output - PID2(2018,full harvest,condition2)	discrete	numeric-6.0	608	7821	-
56	s5aq07a_2	7a. Qty of crop sold (2018, full harvest, condition2)	continuous	numeric-6.2	1381	7048	-
57	s5aq07b_2	7b. Condition/state of crop sold (2018, full harvest, condition2)	discrete	numeric-6.0	573	7856	-
58	s5aq07c_2	7c. Unit of crop sold (2018, full harvest, condition2)	discrete	numeric-6.0	572	7857	-
59	s5aq08_2	8. Value of crop sold (US\$) (2018, full harvest, condition2)	continuous	numeric-6.0	573	7856	-
60	s5aq09_2	9. Largest buyer (2018, full harvest, condition2)	discrete	numeric-39.0	573	7856	-
61	s5aq10_2	10. Transport expenditure (2018, full harvest, condition2)	continuous	numeric-6.0	573	7856	-
62	s5aq11e_2	11e.Decision maker type-use of crop sales earnings(2018,full harvest,condition2)	discrete	numeric-6.0	573	7856	-
63	s5aq11f_2	11f.Primary decision maker-use of crop sales earnings(2018,full harvest,condit2)	discrete	numeric-6.0	233	8196	-
64	s5aq11g_2	11g.Decision maker-use of crop sales earnings-PID1(2018,full harvest,condition2)	discrete	numeric-6.0	305	8124	-
65	s5aq11h_2	11h.Decision maker-use of crop sales earnings-PID2(2018,full harvest,condition2)	discrete	numeric-6.0	280	8149	-
66	s5aq12_2	12. Qty of harvest given out as gift or reimbursement(2018,full harvest,condit2)	continuous	numeric-6.2	1381	7048	-
67	s5aq13_2	13. Qty of harvest consumed by hh (2018,full harvest,condition2)	continuous	numeric-6.2	1381	7048	-
68	s5aq14a_2	14a. Qty of harvest used for food products for sale(2018,full harvest,condit2)	continuous	numeric-6.2	1381	7048	-
69	s5aq14b_2	14b. Qty of harvest used for animal feed (2018,full harvest,condition2)	continuous	numeric-6.2	1381	7048	-
70	s5aq15_2	15. Qty of seed from the crop harvested saved for seed(2018,full harvest,cond2)	continuous	numeric-6.2	1381	7048	-

File AGSEC5A							
#	Name	Label	Type	Format	Valid	Invalid	Question
71	s5aq16_2	16. % of harvest lost to or wasted after harvest (2018,full harvest,condition2)	continuous	numeric-6.2	1381	7048	-
72	s5aq17_2	17. Main reason for loss (2018,full harvest,condition2)	discrete	numeric-15.0	6	8423	-
73	s5aq18_2	18. Main method of storage for [crop] (2018,full harvest,condition2)	discrete	numeric-6.0	1381	7048	-
74	s5aq19_2	19. Did you protect the stored [crop]? (2018,full harvest,condition2)	discrete	numeric-6.0	1381	7048	-
75	s5aq20_2	20. How did you protect the stored [crop]? (2018,full harvest,condition2)	discrete	numeric-15.0	475	7954	-
76	s5aq21_2	21. Qty of harvest still stored by hh (2018,full harvest,condition2)	continuous	numeric-6.2	1381	7048	-
77	s5aq23a_2	23a. Did you harvest any crop residue? (2018,full harvest,condition2)	discrete	numeric-6.0	1381	7048	-
78	s5aq23b_2	23b. Main use of crop residue (2018,full harvest,condition2)	discrete	numeric-6.0	404	8025	-
79	harvest1	5.3 Did you harvest %rosteritle% from this plot? 5A1 - Partial harvest	discrete	numeric-6.0	100	8329	-
80	s5aq06b_11	6b. Unit of harvest (2018, part harvest, condition1)	discrete	numeric-6.0	94	8335	-
81	s5aq06a_11	6a. Qty of harvest (2018, part harvest, condition1)	continuous	numeric-6.2	97	8332	-
82	s5aq06c_11	6c. Condition/state of crop harvested (2018, part harvest, condition1)	discrete	numeric-6.0	94	8335	-
83	s5aq06d_11	6d. Conversion faction into kg (2018, part harvest, condition1)	continuous	numeric-6.2	94	8335	-
84	s5aq06e_11	6e. Month harvest began (2018, part harvest, condition1)	discrete	numeric-6.0	94	8335	-
85	s5aq06e_..	6e1. Year harvest began (2018, part harvest, condition1)	discrete	numeric-6.0	94	8335	-
86	s5aq06f_11	6f. Month harvest ended (2018, part harvest, condition1)	discrete	numeric-6.0	94	8335	-
87	s5aq06f_..	6f1. Year harvest ended (2018, part harvest, condition1)	discrete	numeric-6.0	94	8335	-
88	s5aq06a_..	6a1. Type of decision maker for use of crop output(2018,part harvest,condition1)	discrete	numeric-6.0	94	8335	-

File AGSEC5A							
#	Name	Label	Type	Format	Valid	Invalid	Question
89	s5aq06a_..	6a2. Primary decision maker for use of crop output(2018,part harvest,condition1)	discrete	numeric-6.0	43	8386	-
90	s5aq06a3_..	6a3. Decision maker for use of crop output - PID1(2018,part harvest,condition1)	discrete	numeric-6.0	50	8379	-
91	s5aq06a4_..	6a4. Decision maker for use of crop output - PID2(2018,part harvest,condition1)	discrete	numeric-6.0	46	8383	-
92	s5aq07a_11	7a. Qty of crop sold (2018, part harvest, condition1)	discrete	numeric-6.2	93	8336	-
93	s5aq07b_11	7b. Condition/state of crop sold (2018, part harvest, condition1)	discrete	numeric-6.0	24	8405	-
94	s5aq07c_11	7c. Unit of crop sold (2018, part harvest, condition1)	discrete	numeric-6.0	24	8405	-
95	s5aq08_11	8. Value of crop sold (US\$) (2018, part harvest, condition1)	continuous	numeric-6.0	24	8405	-
96	s5aq09_11	9. Largest buyer (2018, part harvest, condition1)	discrete	numeric-39.0	24	8405	-
97	s5aq10_11	10. Transport expenditure (2018, part harvest, condition1)	continuous	numeric-6.0	24	8405	-
98	s5aq11e_11	11e.Decision maker type-use of crop sales earnings(2018,part harvest,condition1)	discrete	numeric-6.0	24	8405	-
99	s5aq11f_11	11f.Primary decision maker-use of crop sales earnings(2018,part harvest,condit1)	discrete	numeric-6.0	10	8419	-
100	s5aq11g_11	11g.Decision maker-use of crop sales earnings-PID1(2018,part harvest,condition1)	discrete	numeric-6.0	14	8415	-
101	s5aq11h_11	11h.Decision maker-use of crop sales earnings-PID2(2018,part harvest,condition1)	discrete	numeric-6.0	13	8416	-
102	s5aq12_11	12. Qty of harvest given out as gift or reimbursement(2018,part harvest,condit1)	continuous	numeric-6.2	94	8335	-
103	s5aq13_11	13. Qty of harvest consumed by hh (2018,part harvest,condition1)	continuous	numeric-6.2	94	8335	-
104	s5aq14a_11	14a. Qty of harvest used for food products for sale(2018,part harvest,condit1)	discrete	numeric-6.0	94	8335	-

File AGSEC5A							
#	Name	Label	Type	Format	Valid	Invalid	Question
105	s5aq14b_11	14b. Qty of harvest used for animal feed (2018,part harvest,condition1)	discrete	numeric-6.0	94	8335	-
106	s5aq15_11	15. Qty of seed from the crop harvested saved for seed(2018,part harvest,cond1)	discrete	numeric-6.0	94	8335	-
107	s5aq16_11	16. % of harvest lost to or wasted after harvest (2018,part harvest,condition1)	discrete	numeric-6.0	94	8335	-
108	s5aq17_11	17. Main reason for loss (2018,part harvest,condition1)	discrete	numeric-15.0	0	8429	-
109	s5aq18_11	18. Main method of storage for [crop] (2018,part harvest,condition1)	discrete	numeric-6.0	94	8335	-
110	s5aq19_11	19. Did you protect the stored [crop]? (2018,part harvest,condition1)	discrete	numeric-6.0	94	8335	-
111	s5aq20_11	20. How did you protect the stored [crop]? (2018,part harvest,condition1)	discrete	numeric-15.0	19	8410	-
112	s5aq21_11	21. Qty of harvest still stored by hh (2018,part harvest,condition1)	discrete	numeric-6.2	94	8335	-
113	s5aq22_11	22. If no harvest, what was the main reason?(2018,part harvest,condition1)	discrete	numeric-15.0	2	8427	-
114	s5aq23a_11	23a. Did you harvest any crop residue? (2018,part harvest,condition1)	discrete	numeric-6.0	94	8335	-
115	s5aq23b_11	23b. Main use of crop residue (2018,part harvest,condition1)	discrete	numeric-6.0	47	8382	-
116	s5aq06b_21	6b. Unit of harvest (2018, part harvest, condition2)	discrete	numeric-6.0	3	8426	-
117	s5aq06a_21	6a. Qty of harvest (2018, part harvest, condition2)	discrete	numeric-6.0	3	8426	-
118	s5aq06c_21	6c. Condition/state of crop harvested (2018, part harvest, condition2)	discrete	numeric-6.0	3	8426	-
119	s5aq06d_21	6d. Conversion faction into kg (2018, part harvest, condition2)	discrete	numeric-6.0	3	8426	-
120	s5aq06e_21	6e. Month harvest began (2018, part harvest, condition2)	discrete	numeric-6.0	3	8426	-
121	s5aq06e_21	6e1. Year harvest began (2018, part harvest, condition2)	discrete	numeric-6.0	3	8426	-
122	s5aq06f_21	6f. Month harvest ended (2018, part harvest, condition2)	discrete	numeric-6.0	3	8426	-

File AGSEC5A							
#	Name	Label	Type	Format	Valid	Invalid	Question
123	s5aq06f_..	6f1. Year harvest ended (2018, part harvest, condition2)	discrete	numeric-6.0	3	8426	-
124	s5aq06a_..	6a1. Type of decision maker for use of crop output(2018,part harvest,condition2)	discrete	numeric-6.0	3	8426	-
125	s5aq06a_..	6a2. Primary decision maker for use of crop output(2018,part harvest,condition2)	discrete	numeric-6.0	0	8429	-
126	s5aq06a3_..	6a3. Decision maker for use of crop output - PID1(2018,part harvest,condition2)	discrete	numeric-6.0	3	8426	-
127	s5aq06a4_..	6a4. Decision maker for use of crop output - PID2(2018,part harvest,condition2)	discrete	numeric-6.0	3	8426	-
128	s5aq07a_21	7a. Qty of crop sold (2018, part harvest, condition2)	discrete	numeric-6.0	3	8426	-
129	s5aq07b_21	7b. Condition/state of crop sold (2018, part harvest, condition2)	discrete	numeric-6.0	0	8429	-
130	s5aq07c_21	7c. Unit of crop sold (2018, part harvest, condition2)	discrete	numeric-6.0	0	8429	-
131	s5aq08_21	8. Value of crop sold (US\$) (2018, part harvest, condition2)	discrete	numeric-6.0	0	8429	-
132	s5aq09_21	9. Largest buyer (2018, part harvest, condition2)	discrete	numeric-39.0	0	8429	-
133	s5aq10_21	10. Transport expenditure (2018, part harvest, condition2)	discrete	numeric-6.0	0	8429	-
134	s5aq11e_21	11e.Decision maker type-use of crop sales earnings(2018,part harvest,condition2)	discrete	numeric-6.0	0	8429	-
135	s5aq11f_21	11f.Primary decision maker-use of crop sales earnings(2018,part harvest,condit2)	discrete	numeric-6.0	0	8429	-
136	s5aq11g_21	11g.Decision maker-use of crop sales earnings-PID1(2018,part harvest,condition2)	discrete	numeric-6.0	0	8429	-
137	s5aq11h_21	11h.Decision maker-use of crop sales earnings-PID2(2018,part harvest,condition2)	discrete	numeric-6.0	0	8429	-
138	s5aq12_21	12. Qty of harvest given out as gift or reimbursement(2018,part harvest,condit2)	discrete	numeric-6.0	3	8426	-

File AGSEC5A							
#	Name	Label	Type	Format	Valid	Invalid	Question
139	s5aq13_21	13. Qty of harvest consumed by hh (2018,part harvest,condition2)	discrete	numeric-6.0	3	8426	-
140	s5aq14a_21	14a. Qty of harvest used for food products for sale(2018,part harvest,condit2)	discrete	numeric-6.0	3	8426	-
141	s5aq14b_21	14b. Qty of harvest used for animal feed (2018,part harvest,condition2)	discrete	numeric-6.0	3	8426	-
142	s5aq15_21	15. Qty of seed from the crop harvested saved for seed(2018,part harvest,cond2)	discrete	numeric-6.0	3	8426	-
143	s5aq16_21	16. % of harvest lost to or wasted after harvest (2018,part harvest,condition2)	discrete	numeric-6.0	3	8426	-
144	s5aq17_21	17. Main reason for loss (2018,part harvest,condition2)	discrete	numeric-15.0	0	8429	-
145	s5aq18_21	18. Main method of storage for [crop] (2018,part harvest,condition2)	discrete	numeric-6.0	0	8429	-
146	s5aq19_21	19. Did you protect the stored [crop]? (2018,part harvest,condition2)	discrete	numeric-6.0	3	8426	-
147	s5aq20_21	20. How did you protect the stored [crop]? (2018,part harvest,condition2)	discrete	numeric-15.0	0	8429	-
148	s5aq21_21	21. Qty of harvest still stored by hh (2018,part harvest,condition2)	discrete	numeric-6.0	3	8426	-
149	s5aq23a_21	23a. Did you harvest any crop residue? (2018,part harvest,condition2)	discrete	numeric-6.0	3	8426	-
150	s5aq23b_21	23b. Main use of crop residue (2018,part harvest,condition2)	discrete	numeric-6.0	0	8429	-

File AGSEC5B							
#	Name	Label	Type	Format	Valid	Invalid	Question
1	hhid	Unique 32-character long identifier of the interview	discrete	character-32	9356	0	-
2	parcelID	Id in "t0_parcelroster"	discrete	numeric-6.0	9356	0	-
3	pltid	Id in "cul_plots_3b"	discrete	numeric-6.0	9356	0	-
4	cropID	Id in crop_code_4b	discrete	numeric-6.0	9356	0	-
5	s5bq05_1	5.1. RECORD RESPONDENT FOR THIS CROP (%rosteritle%)	discrete	numeric-6.0	9301	55	-
6	s5bq05_2	5.2. Is crop immature?	discrete	numeric-6.0	9330	26	-

File AGSEC5B							
#	Name	Label	Type	Format	Valid	Invalid	Question
7	harvest_b	5.3 Did you harvest %rosteritle% from this plot? 2019	discrete	numeric-21.0	8025	1331	-
8	s5bq06b_1	6b. Unit of harvest (2019, condition1)	discrete	numeric-6.0	7239	2117	-
9	s5bq06a_1	6a. Qty of harvest (2019, condition1)	continuous	numeric-6.2	7372	1984	-
10	s5bq06c_1	6c. Condition/state of crop harvested (2019, condition1)	discrete	numeric-6.0	7369	1987	-
11	s5bq06d_1	6d. Conversion faction into kg (2019, condition1)	continuous	numeric-6.2	7366	1990	-
12	s5bq06e_1	6e. Month harvest began (2019, condition1)	discrete	numeric-6.0	7370	1986	-
13	s5bq06e_..	6e1. Year harvest began (2019, condition1)	continuous	numeric-6.0	7370	1986	-
14	s5bq06f_1	6f. Month harvest ended (2019, condition1)	discrete	numeric-6.0	7371	1985	-
15	s5bq06f_..	6f1. Year harvest ended (2019, condition1)	continuous	numeric-6.0	7369	1987	-
16	s5bq06a_..	6a1. Type of decision maker for use of crop output(2019,condition1)	discrete	numeric-6.0	7369	1987	-
17	s5bq06a_..	6a2. Primary decision maker for use of crop output(2019,condition1)	discrete	numeric-6.0	3366	5990	-
18	s5bq06a3_1	6a3. Decision maker for use of crop output - PID1(2019,condition1)	discrete	numeric-6.0	7317	2039	-
19	s5bq06a4_1	6a4. Decision maker for use of crop output - PID2(2019,condition1)	discrete	numeric-6.0	3997	5359	-
20	s5bq07a_1	7a. Qty of crop sold (2019, condition1)	continuous	numeric-6.2	7367	1989	-
21	s5bq07b_1	7b. Condition/state of crop sold (2019, condition1)	discrete	numeric-6.0	2705	6651	-
22	s5bq07c_1	7c. Unit of crop sold (2019, condition1)	discrete	numeric-6.0	2584	6772	-
23	s5bq08_1	8. Value of crop sold (UShs) (2019, condition1)	continuous	numeric-6.0	2709	6647	-
24	s5bq09_1	9. Largest buyer (2019, condition1)	discrete	numeric-39.0	2707	6649	-
25	s5bq10_1	10. Transport expenditure (2019, condition1)	continuous	numeric-6.0	120	9236	-
26	s5bq11e_1	11e.Decision maker type-use of crop sales earnings(2019,condition1)	discrete	numeric-6.0	2709	6647	-
27	s5bq11f_1	11f.Primary decision maker-use of crop sales earnings(2019,condit1)	discrete	numeric-6.0	1135	8221	-

File AGSEC5B

#	Name	Label	Type	Format	Valid	Invalid	Question
28	s5bq11g_1	11g. Decision maker-use of crop sales earnings-PID1(2019,condition1)	discrete	numeric-6.0	1566	7790	-
29	s5bq11h_1	11h. Decision maker-use of crop sales earnings-PID2(2019,condition1)	discrete	numeric-6.0	1509	7847	-
30	s5bq12_1	12. Qty of harvest given out as gift or reimbursement(2019,condit1)	continuous	numeric-6.2	7370	1986	-
31	s5bq13_1	13. Qty of harvest consumed by hh (2019,condition1)	continuous	numeric-6.2	7370	1986	-
32	s5bq14a_1	14a. Qty of harvest used for food products for sale(2019,condit1)	continuous	numeric-6.2	7368	1988	-
33	s5bq14b_1	14b. Qty of harvest used for animal feed (2019,condition1)	continuous	numeric-6.2	7368	1988	-
34	s5bq15_1	15. Qty of seed from the crop harvested saved for seed(2019,cond1)	continuous	numeric-6.2	7368	1988	-
35	s5bq16_1	16. % of harvest lost to or wasted after harvest (2019,condition1)	continuous	numeric-6.2	7365	1991	-
36	s5bq17_1	17. Main reason for loss (2019,condition1)	discrete	numeric-6.0	18	9338	-
37	s5bq18_1	18. Main method of storage for [crop] (2019,condition1)	discrete	numeric-6.0	7367	1989	-
38	s5bq19_1	19. Did you protect the stored [crop]? (2019,condition1)	discrete	numeric-6.0	7362	1994	-
39	s5bq20_1	20. How did you protect the stored [crop]? (2019,condition1)	discrete	numeric-6.0	500	8856	-
40	s5bq21_1	21. Qty of harvest still stored by hh (2019,condition1)	continuous	numeric-6.2	7367	1989	-
41	s5bq22_1	22. If no harvest, what was the main reason? (2019,condition1)	discrete	numeric-6.0	541	8815	-
42	s5bq23a_1	23a. Did you harvest any crop residue? (2019,condition1)	discrete	numeric-6.0	7369	1987	-
43	s5bq23b_1	23b. Main use of crop residue (2019,condition1)	discrete	numeric-6.0	1486	7870	-
44	s5bq06b_2	6b. Unit of harvest (2019, condition2)	discrete	numeric-6.0	1302	8054	-
45	s5bq06a_2	6a. Qty of harvest (2019, condition2)	continuous	numeric-6.2	1307	8049	-
46	s5bq06c_2	6c. Condition/state of crop harvested (2019, condition2)	discrete	numeric-6.0	1306	8050	-
47	s5bq06d_2	6d. Conversion fraction into kg (2019, condition2)	continuous	numeric-6.2	921	8435	-
48	s5bq06e_2	6e. Month harvest began (2019, condition2)	discrete	numeric-6.0	1307	8049	-

File AGSEC5B							
#	Name	Label	Type	Format	Valid	Invalid	Question
49	s5bq06e _.	6e1. Year harvest began (2019, condition2)	continuous	numeric-6.0	1307	8049	-
50	s5bq06f _2	6f. Month harvest ended (2019, condition2)	discrete	numeric-6.0	1306	8050	-
51	s5bq06f _.	6f1. Year harvest ended (2019 condition2)	continuous	numeric-6.0	1306	8050	-
52	s5bq06a _.	6a1. Type of decision maker for use of crop output(2019,condition2)	discrete	numeric-6.0	1306	8050	-
53	s5bq06a _.	6a2. Primary decision maker for use of crop output(2019,condition2)	discrete	numeric-6.0	650	8706	-
54	s5bq06a3 _2	6a3. Decision maker for use of crop output - PID1(2019,condition2)	discrete	numeric-6.0	645	8711	-
55	s5bq06a4 _2	6a4. Decision maker for use of crop output - PID2(2019,condition2)	discrete	numeric-6.0	631	8725	-
56	s5bq07a _2	7a. Qty of crop sold (2019, condition2)	continuous	numeric-6.2	1305	8051	-
57	s5bq07b _2	7b. Condition/state of crop sold (2019, condition2)	discrete	numeric-6.0	511	8845	-
58	s5bq07c _2	7c. Unit of crop sold (2019, condition2)	discrete	numeric-6.0	506	8850	-
59	s5bq08 _2	8. Value of crop sold (UShs) (2019, condition2)	continuous	numeric-6.0	511	8845	-
60	s5bq09 _2	9. Largest buyer (2019, condition2)	discrete	numeric-39.0	511	8845	-
61	s5bq10 _2	10. Transport expenditure (2019, condition2)	continuous	numeric-6.0	511	8845	-
62	s5bq11e _2	11e.Decision maker type-use of crop sales earnings(2019,condition2)	discrete	numeric-6.0	511	8845	-
63	s5bq11f _2	11f.Primary decision maker-use of crop sales earnings(2019,condit2)	discrete	numeric-6.0	230	9126	-
64	s5bq11g _2	11g.Decision maker-use of crop sales earnings-PID1(2019,condition2)	discrete	numeric-6.0	275	9081	-
65	s5bq11h _2	11h.Decision maker-use of crop sales earnings-PID2(2019,condition2)	discrete	numeric-6.0	270	9086	-
66	s5bq12 _2	12. Qty of harvest given out as gift or reimbursement(2019,condit2)	continuous	numeric-6.2	1305	8051	-
67	s5bq13 _2	13. Qty of harvest consumed by hh (2019,condition2)	continuous	numeric-6.2	1306	8050	-
68	s5bq14a _2	14a. Qty of harvest used for food products for sale(2019,condit2)	continuous	numeric-6.0	1305	8051	-

File AGSEC5B							
#	Name	Label	Type	Format	Valid	Invalid	Question
69	s5bq14b_2	14b. Qty of harvest used for animal feed (2019,condition2)	continuous	numeric-6.2	1305	8051	-
70	s5bq15_2	15. Qty of seed from the crop harvested saved for seed(2019,cond2)	continuous	numeric-6.2	1306	8050	-
71	s5bq16_2	16. % of harvest lost to or wasted after harvest (2019,condition2)	continuous	numeric-6.2	1305	8051	-
72	s5bq17_2	17. Main reason for loss (2019,condition2)	discrete	numeric-6.0	5	9351	-
73	s5bq18_2	18. Main method of storage for [crop] (2019,condition2)	discrete	numeric-6.0	1305	8051	-
74	s5bq19_2	19. Did you protect the stored [crop]? (2019,condition2)	discrete	numeric-6.0	1302	8054	-
75	s5bq20_2	20. How did you protect the stored [crop]? (2019,condition2)	discrete	numeric-6.0	331	9025	-
76	s5bq21_2	21. Qty of harvest still stored by hh (2019,condition2)	continuous	numeric-6.2	1305	8051	-
77	s5bq23a_2	23a. Did you harvest any crop residue? (2019,condition2)	discrete	numeric-6.0	1305	8051	-
78	s5bq23b_2	23b. Main use of crop residue (2019,condition2)	discrete	numeric-6.0	275	9081	-

File AGSEC6A							
#	Name	Label	Type	Format	Valid	Invalid	Question
1	hhid	Unique 32-character long identifier of the interview	discrete	character-32	1851	0	-
2	LiveStoc_.	Id in s6a_roster	discrete	numeric-6.0	1851	0	-
3	s6aq01	1. Has any member of your household raised or owned cattle and pack animals duri	discrete	numeric-6.0	1843	8	-
4	s6aq03a	3a. How many %rosteritle% are owned by your household now (present at your farm	continuous	numeric-6.0	1851	0	-
5	s6aq03b	3b. Who owns the %rosteritle%? PID 1	discrete	numeric-6.0	1635	216	-
6	s6aq03c	3c. Who owns the %rosteritle%? PID 2	discrete	numeric-6.0	840	1011	-
7	s6aq03d	3d. Who keeps the %rosteritle% that your household owns? PID 1	discrete	numeric-6.0	1609	242	-
8	s6aq03e	3e. 3d. Who keeps the %rosteritle% that your household owns? PID 2	discrete	numeric-6.0	996	855	-
9	s6aq03f	3f. Does anyone outside the household keep the %rosteritle% that your household	discrete	numeric-6.0	1677	174	-

File AGSEC6A							
#	Name	Label	Type	Format	Valid	Invalid	Question
10	s6aq04a	4a. How many %roster title % are kept but not owned by your household now?	continuous	numeric-6.0	1851	0	-
11	s6aq04b	4b. Who keeps the %roster title % that your household keeps but not owns? PID 1	discrete	numeric-6.0	124	1727	-
12	s6aq04c	4c. Who keeps the %roster title % that your household keeps but not owns? PID 2	discrete	numeric-6.0	72	1779	-
13	s6aq06	6. How many %roster title % did you own exactly 12 months ago (present or away)?	continuous	numeric-6.0	1851	0	-
14	s6aq07	7. During the last 12 months, how many %roster title % were born or graduated to?	discrete	numeric-6.0	1851	0	-
15	s6aq08	8. How many were received as gift or payment for services provided?	discrete	numeric-6.0	1851	0	-
16	s6aq09	9. How many were given away as gift or payment for services received?	discrete	numeric-6.0	1851	0	-
17	s6aq10	10. During the last 12 months, how many %roster title % were lost to theft?	discrete	numeric-6.0	1851	0	-
18	s6aq11	11. During the last 12 months, how many %roster title % were lost to injury, accid	continuous	numeric-6.0	1851	0	-
19	s6aq12	12. During the last 12 months, how many %roster title % were lost to disease?	continuous	numeric-6.0	1851	0	-
20	s6aq13a	13a. During the last 12 months, how many did you buy any %roster title % to raise?	discrete	numeric-6.0	1851	0	-
21	s6aq13b	13b. What was, on average, the value of each %roster title % bought?	continuous	numeric-6.0	115	1736	-
22	s6aq14a	14a. During the last 12 months, how many did you sell any alive %roster title % ?	continuous	numeric-6.0	1851	0	-
23	s6aq14b	14b. What was, on average, the value of each %roster title % sold?	continuous	numeric-6.0	267	1584	-
24	s6aq15	15. During the last 12 months, how many did you slaughter any %roster title % ?	discrete	numeric-6.0	1851	0	-
25	s6aq15b	15b. What are the 2 main (1/2) reasons why the hh possessed or raised %roster title %	discrete	numeric-29.0	1851	0	-

File AGSEC6A

#	Name	Label	Type	Format	Valid	Invalid	Question
26	s6aq15c	15c. What are the 2 main (2/2) reasons why the hh possessed or raised %rosterit	discrete	numeric-29.0	1129	722	-
27	s6aq16	16. What is the main purpose of livestock products originating from %rosterit	discrete	numeric-6.0	1851	0	-

File AGSEC6B

#	Name	Label	Type	Format	Valid	Invalid	Question
1	hhid	Unique 32-character long identifier of the interview	discrete	character-32	2535	0	-
2	ALiveSto_	Id in s6b_roster	discrete	numeric-6.0	2535	0	-
3	s6bq01	1. Has any member of your household raised or owned small animals during the las	discrete	numeric-6.0	2513	22	-
4	s6bq03a	3a. How many %rosterit% are owned by your household now (present at your farm	continuous	numeric-6.0	2533	2	-
5	s6bq03b	3b. Who owns the %rosterit%? PID 1	discrete	numeric-6.0	2234	301	-
6	s6bq03c	3c. Who owns the %rosterit%? PID 2	discrete	numeric-6.0	1089	1446	-
7	s6bq03d	3d. Who keeps the %rosterit% that your household owns? PID 1	discrete	numeric-6.0	2227	308	-
8	s6bq03e	3e. 3d. Who keeps the %rosterit% that your household owns? PID 2	discrete	numeric-6.0	1377	1158	-
9	s6bq03f	3f. Does anyone outside the household keep the %rosterit% that your household	discrete	numeric-6.0	2357	178	-
10	s6bq04a	4a. How many %rosterit% are kept but not owned by your household now?	continuous	numeric-6.0	2533	2	-
11	s6bq04b	4b. Who keeps the %rosterit% that your household keeps but not owns? PID 1	discrete	numeric-6.0	129	2406	-
12	s6bq04c	4c. Who keeps the %rosterit% that your household keeps but not owns? PID 2	discrete	numeric-6.0	74	2461	-
13	s6bq06	6. How many %rosterit% did you own exactly 6 months ago (present or away)?	continuous	numeric-6.0	2533	2	-
14	s6bq07	7. During the last 6 months, how many %rosterit% were born or graduated to?	continuous	numeric-6.0	2533	2	-

File AGSEC6B

#	Name	Label	Type	Format	Valid	Invalid	Question
15	s6bq08	8. How many were received as gift or payment for services provided?	discrete	numeric-6.0	2533	2	-
16	s6bq09	9. How many were given away as gift or payment for services received?	discrete	numeric-6.0	2533	2	-
17	s6bq10	10. During the last 6 months, how many %roster title% were lost to theft?	continuous	numeric-6.0	2533	2	-
18	s6bq11	11. During the last 6 months, how many %roster title% were lost to injury, accident?	discrete	numeric-6.0	2533	2	-
19	s6bq12	12. During the last 6 months, how many %roster title% were lost to disease?	discrete	numeric-6.0	2533	2	-
20	s6bq13a	13a. Did you buy any %roster title% to raise during the last 6 months?	discrete	numeric-6.0	2533	2	-
21	s6bq13b	13b. What was, on average, the value of each %roster title% bought?	continuous	numeric-6.0	291	2244	-
22	s6bq14a	14a. Did you sell any alive %roster title% during the last 6 months?	continuous	numeric-6.0	2533	2	-
23	s6bq14b	14b. What was, on average, the value of each %roster title% sold?	continuous	numeric-6.0	502	2033	-
24	s6bq15	15. Did you slaughter any %roster title% during the last 6 months? If none write 0	discrete	numeric-6.0	2533	2	-
25	s6bq15b	15b. What are the 2 main (1/2) reasons why the hh possessed or raised %roster title%	discrete	numeric-29.0	2533	2	-
26	s6bq15c	15c. What are the 2 main (2/2) reasons why the hh possessed or raised %roster title%	discrete	numeric-29.0	1254	1281	-
27	s6bq16	16. What is the main purpose of livestock products originating from %roster title%	discrete	numeric-6.0	2533	2	-

File AGSEC6C

#	Name	Label	Type	Format	Valid	Invalid	Question
1	hhid	Unique 32-character long identifier of the interview	discrete	character-32	1447	0	-
2	APCode	Id in s6c_roster	discrete	numeric-6.0	1447	0	-
3	s6cq01	1. Has any member of your household raised or owned rabbits, poultry, or other d	discrete	numeric-6.0	1429	18	-
4	s6cq03a	3a. How many %roster title% are owned by your household now (present at your farm	continuous	numeric-6.0	1447	0	-

File AGSEC6C

#	Name	Label	Type	Format	Valid	Invalid	Question
5	s6cq03b	3b. Who owns the %roster title%? PID 1	discrete	numeric-6.0	1279	168	-
6	s6cq03c	3c. Who owns the %roster title%? PID 2	discrete	numeric-6.0	675	772	-
7	s6cq03d	3d. Who keeps the %roster title% that your household owns? PID 1	discrete	numeric-6.0	1277	170	-
8	s6cq03e	3e. 3d. Who keeps the %roster title% that your household owns? PID 2	discrete	numeric-6.0	770	677	-
9	s6cq03f	3f. Does anyone outside the household keep the %roster title% that your household	discrete	numeric-6.0	1446	1	-
10	s6cq04a	4a. How many %roster title% are kept but not owned by your household now? If none	continuous	numeric-6.0	1446	1	-
11	s6cq04b	4b. Who keeps the %roster title% that your household keeps but not owns? PID 1	discrete	numeric-6.0	33	1414	-
12	s6cq04c	4c. Who keeps the %roster title% that your household keeps but not owns? PID 2	discrete	numeric-6.0	14	1433	-
13	s6cq06	6. How many %roster title% did you own exactly 3 months ago (present or away)?	continuous	numeric-6.0	1446	1	-
14	s6cq07	7. During the last 3 months, how many %roster title% were born or graduated to? If	continuous	numeric-6.0	1446	1	-
15	s6cq08	8. How many were received as gift or payment for services provided?	continuous	numeric-6.0	1446	1	-
16	s6cq09	9. How many were given away as gift or payment for services received?	discrete	numeric-6.0	1446	1	-
17	s6cq10	10. During the last 3 months, how many %roster title% were lost to theft? If none	discrete	numeric-6.0	1446	1	-
18	s6cq11	11. During the last 3 months, how many %roster title% were lost to injury, accide	continuous	numeric-6.0	1446	1	-
19	s6cq12	12. During the last 3 months, how many %roster title% were lost to disease? If non	continuous	numeric-6.0	1446	1	-
20	s6cq13a	13a. Did you buy any %roster title% to raise during the last 3 months? If none wri	continuous	numeric-6.0	1446	1	-
21	s6cq13b	13b. What was, on average, the value of each %roster title% bought? In Ush	continuous	numeric-6.0	111	1336	-

File AGSEC6C

#	Name	Label	Type	Format	Valid	Invalid	Question
22	s6cq14a	14a. Did you sell any alive %rosteritle% during the last 3 months? If none writ	continuous	numeric-6.0	1446	1	-
23	s6cq14b	14b. What was, on average, the value of each %rosteritle% sold? In Ush	continuous	numeric-6.0	299	1148	-
24	s6cq15	15. Did you slaughter any %rosteritle% during the last 3 months? If none write	discrete	numeric-6.0	1446	1	-
25	s6cq15b	15b. What are the 2 main (1/2) reasons why the hh possessed or raised %rosteritit	discrete	numeric-29.0	1446	1	-
26	s6cq15c	15c. What are the 2 main (2/2) reasons why the hh possessed or raised %rosteritit	discrete	numeric-29.0	1023	424	-
27	s6cq16	16. What is the main purpose of livestock products originating from %rosteritle	discrete	numeric-6.0	1446	1	-

File AGSEC7

#	Name	Label	Type	Format	Valid	Invalid	Question
1	hhid	Unique 32-character long identifier of the interview	discrete	character-32	3871	0	-
2	AGroup_ID	Id in s7_roster1	discrete	numeric-6.0	3871	0	-
3	s7q01a	1a. Has this hh used control mating/other breeding for %rosteritle% in [REF PER	discrete	numeric-6.0	3868	3	-
4	s7q01b	1b. Main (1/2) control mating/other breeding for %rosteritle% in the past [REF	discrete	numeric-40.0	465	3406	-
5	s7q01c	1c. Main (2/2) control mating/other breeding for %rosteritle% in the past [REF	discrete	numeric-40.0	21	3850	-
6	s7q02a	2a. Main (1/2) feeding practices for %rosteritle% in the last [REF PERIOD]	discrete	numeric-40.0	3868	3	-
7	s7q02b	2b. Main (2/2) feeding practices for %rosteritle% in the last [REF PERIOD]	discrete	numeric-40.0	758	3113	-
8	s7q02c	2c. Has this household ever paid to feed its %rosteritle% in [REF PERIOD]?	discrete	numeric-6.0	3868	3	-
9	s7q02d_1	2d. In which months? Select as appropriate:January	discrete	numeric-6.0	153	3718	-
10	s7q02d_2	2d. In which months? Select as appropriate:February	discrete	numeric-6.0	153	3718	-
11	s7q02d_3	2d. In which months? Select as appropriate:March	discrete	numeric-6.0	153	3718	-
12	s7q02d_4	2d. In which months? Select as appropriate:April	discrete	numeric-6.0	153	3718	-

File AGSEC7							
#	Name	Label	Type	Format	Valid	Invalid	Question
13	s7q02d_5	2d. In which months? Select as appropriate:May	discrete	numeric-6.0	153	3718	-
14	s7q02d_6	2d. In which months? Select as appropriate:June	discrete	numeric-6.0	153	3718	-
15	s7q02d_7	2d. In which months? Select as appropriate:July	discrete	numeric-6.0	153	3718	-
16	s7q02d_8	2d. In which months? Select as appropriate:August	discrete	numeric-6.0	153	3718	-
17	s7q02d_9	2d. In which months? Select as appropriate:September	discrete	numeric-6.0	153	3718	-
18	s7q02d_10	2d. In which months? Select as appropriate:October	discrete	numeric-6.0	153	3718	-
19	s7q02d_11	2d. In which months? Select as appropriate:November	discrete	numeric-6.0	153	3718	-
20	s7q02d_12	2d. In which months? Select as appropriate:December	discrete	numeric-6.0	153	3718	-
21	s7q02e	2e. How much has this household paid to feed the %rosteritle% in [REF PERIOD]?	continuous	numeric-6.0	153	3718	-
22	s7q03a	3a. How frequently has this household watered %rosteritle% in [REF PERIOD]?	discrete	numeric-6.0	3868	3	-
23	s7q03b	3b. (1/2) Main sources of water for %rosteritle% in the past [REF PERIOD]?	discrete	numeric-24.0	3868	3	-
24	s7q03c	3c. (2/2) Main sources of water for %rosteritle% in the past [REF PERIOD]?	discrete	numeric-24.0	442	3429	-
25	s7q03f	3f. Amount paid to access the main water sources for %rosteritle% in [REF PERIO	continuous	numeric-6.0	3868	3	-
26	s7q04	4. What housing system for %rosteritle% has this hh mainly used in [REF PERIOD]	discrete	numeric-20.0	3868	3	-
27	s7q05a	5a. Has this household vaccinated any %rosteritle% in [REF PERIOD]?	discrete	numeric-6.0	3868	3	-
28	s7q05b	5b. Who administered the vaccination services for you %rosteritle%	discrete	numeric-19.0	630	3241	-
29	s7q05c1	5c1. Against which diseases (1/2) did you vaccinate your %rosteritle%?	discrete	numeric-18.0	630	3241	-
30	s7q05c2	5c2. Against which diseases (2/2) did you vaccinate your %rosteritle%?	discrete	numeric-18.0	84	3787	-
31	s7q05d	5d. What was the total cost of vaccination, including vaccine and professional f	continuous	numeric-6.0	630	3241	-

File AGSEC7							
#	Name	Label	Type	Format	Valid	Invalid	Question
32	s7q06a	6a. Have you used deworming on your %roster% in [REF PERIOD]?	discrete	numeric-6.0	3868	3	-
33	s7q06b	6b. Who administered the deworming treatment to your %roster%?	discrete	numeric-19.0	880	2991	-
34	s7q06c	6c. What was the total cost for deworming, including cost of deworming and profe	continuous	numeric-6.0	880	2991	-
35	s7q07a	7a. Have your %roster% been treated against ticks in [REF PERIOD]?	discrete	numeric-6.0	3868	3	-
36	s7q07b	7b. Who administered the tick treatment to your %roster%?	discrete	numeric-19.0	678	3193	-
37	s7q07c	7c. What was the total cost of the treatment of %roster% against ticks, inc	continuous	numeric-6.0	678	3193	-
38	s7q08a	8a. Have your %roster% received some curative treatment in [REF PERIOD]?	discrete	numeric-6.0	3868	3	-
39	s7q08b	8b. Who administered the curative treatment to your %roster%?	discrete	numeric-19.0	590	3281	-
40	s7q08c	8c. What was the total cost of the curative treatment for %roster% includin	continuous	numeric-6.0	590	3281	-

File AGSEC8A							
#	Name	Label	Type	Format	Valid	Invalid	Question
1	hhid	Unique 32-character long identifier of the interview	discrete	character-32	3871	0	-
2	AGroup_ID	Id in s8a_roster	discrete	numeric-6.0	3871	0	-
3	s8aq01	1. How many %roster% were slaughtered for meat in [REF PERIOD]?	discrete	numeric-6.0	3868	3	-
4	s8aq02	2. What was the avg live weight, of the %roster% slaughtered in [REF PERIOD]	continuous	numeric-6.2	571	3300	-
5	s8aq03	3. How much of the meat of %roster% produced did you sell in [REF PERIOD]?	continuous	numeric-6.0	571	3300	-
6	s8aq04	4. Where/to whom do you mainly sell %roster% meat?	discrete	numeric-6.0	7	3864	-
7	s8aq05	5. How much has this household earned by selling %roster% meat in [REF PERI	continuous	numeric-6.0	7	3864	-
8	s8aq06a	6a. Who controls the revenue from this product? PID 1	discrete	numeric-6.0	7	3864	-

File AGSEC8A							
#	Name	Label	Type	Format	Valid	Invalid	Question
9	s8aq06b	6b. Who controls the revenue from this product? PID 2	discrete	numeric-6.0	5	3866	-

File AGSEC8B							
#	Name	Label	Type	Format	Valid	Invalid	Question
1	AGroup_ID	Id in s8b_roster	discrete	numeric-6.0	2110	0	-
2	s8bq01	1. How many %roster% were milked in the last 12 months?	discrete	numeric-6.0	2109	1	-
3	s8bq02	2. How many MONTHS on average, were %roster% milked for?	discrete	numeric-6.0	331	1779	-
4	s8bq03	3. What was the average %roster% milk production per day per milked animal,	continuous	numeric-6.2	331	1779	-
5	s8bq04	4. In general, were your %roster% suckling during the time the %roster%	discrete	numeric-6.0	331	1779	-
6	s8bq05	5. DURING THIS PERIOD, how much of the milk produced by %roster% was consumed	continuous	numeric-6.2	331	1779	-
7	s8bq05a	5.1. DURING THIS PERIOD, how many litres of %roster% liquid milk did you see	continuous	numeric-6.2	331	1779	-
8	s8bq06	6. DURING THIS PERIOD, how much of the milk produced by %roster% did you consume	continuous	numeric-6.2	331	1779	-
9	s8bq07	7. DURING THIS PERIOD, how much of this production of processed dairy products did you consume	continuous	numeric-6.0	45	2065	-
10	s8bq08	8. Where/to whom do you mainly sell your %roster% milk AND DAIRY PRODUCTS?	discrete	numeric-6.0	160	1950	-
11	s8bq09	9. How much has this household earned by selling %roster% milk AND DAIRY PRODUCTS?	continuous	numeric-6.0	160	1950	-
12	s8bq10a	10a. Who controls the revenue from this product	discrete	numeric-6.0	157	1953	-
13	s8bq10b	10b. Who controls the revenue from this product	discrete	numeric-6.0	77	2033	-
14	hhid	Unique 32-character long identifier of the interview	discrete	character-32	2110	0	-

File AGSEC8C

#	Name	Label	Type	Format	Valid	Invalid	Question
1	hhid	Unique 32-character long identifier of the interview	discrete	character-32	1279	0	-
2	AGroup_ID	Id in s8c_eggs	discrete	numeric-6.0	1279	0	-
3	s8cq01	1. How many %roster title % laid eggs in the last 3 months?	continuous	numeric-6.0	1278	1	-
4	s8cq02	2. How many %roster title % eggs did you produce in the last 3 months?	continuous	numeric-6.0	814	465	-
5	s8cq03	3. How many %roster title % eggs did you sell in the last 3 months?	continuous	numeric-6.0	814	465	-
6	s8cq04	4. Where/to whom do you mainly sell your %roster title % eggs?	discrete	numeric-6.0	45	1234	-
7	s8cq05	5. How much has this hh earned by selling %roster title % eggs in the past 3 mont	continuous	numeric-6.0	45	1234	-
8	s8cq6a	6a. Who controls the revenue from *...+ eggs? PID 1	discrete	numeric-6.0	44	1235	-
9	s8cq6b	6b. Who controls the revenue from *...+ eggs? PID 2	discrete	numeric-6.0	16	1263	-

File AGSEC9A

#	Name	Label	Type	Format	Valid	Invalid	Question
1	hhid	Unique 32-character long identifier of the interview	discrete	character-32	234	0	-
2	source_ID	Id in s9_roster	discrete	numeric-6.0	234	0	-
3	h9q04a	4. Which household (1/2) members received advice/information?	discrete	numeric-6.0	230	4	-
4	h9q04b	4. Which household (2/2) members received advice/information?	discrete	numeric-6.0	32	202	-
5	h9q05ag_1	5. Was the advice from %roster title % about:Agricultural production	discrete	numeric-6.0	233	1	-
6	h9q05ag_2	5. Was the advice from %roster title % about:Agricultural prices	discrete	numeric-6.0	232	2	-
7	h9q05ag_3	5. Was the advice from %roster title % about:Agroprocessing	discrete	numeric-6.0	233	1	-
8	h9q05ag_4	5. Was the advice from %roster title % about:Crop Marketing	discrete	numeric-6.0	232	2	-
9	h9q05ag_5	5. Was the advice from %roster title % about:Livestock Marketing	discrete	numeric-6.0	233	1	-

File AGSEC9A							
#	Name	Label	Type	Format	Valid	Invalid	Question
10	h9q05ag_6	5. Was the advice from %rosteritle% aboutFishing production	discrete	numeric-6.0	230	4	-
11	h9q05ag_7	5. Was the advice from %rosteritle% aboutLivestock production Meat	discrete	numeric-6.0	232	2	-
12	h9q05ag_8	5. Was the advice from %rosteritle% aboutLivestock production Milk	discrete	numeric-6.0	228	6	-
13	h9q05ag_9	5. Was the advice from %rosteritle% aboutPrevention of Livestock diseases	discrete	numeric-6.0	233	1	-
14	h9q06a	6a. Number of solicited visits from %rosteritle% - last 12 months?	discrete	numeric-6.0	234	0	-
15	h9q06b	6b. Number of unsolicited visits from %rosteritle% - last 12 months?	discrete	numeric-6.0	234	0	-
16	h9q07a	7. How many times hh member visited the %rosteritle% - last 12 months?	continuous	numeric-6.0	234	0	-
17	h9q08a	8. Anyone in hh paid to receive advice from %rosteritle% - last 12 months?	discrete	numeric-6.0	182	52	-
18	h9q09	9. How much was paid?	continuous	numeric-6.0	4	230	-
19	h9q10a	10. How would you rate the advice received?	discrete	numeric-6.0	182	52	-

File AGSEC9B							
#	Name	Label	Type	Format	Valid	Invalid	Question
1	hhid	Unique 32-character long identifier of the interview	discrete	character-32	2584	0	-
2	h9q03a_1	3. Anyone in hh received advice/info from NAADS - past 12 months?	discrete	numeric-6.0	2580	4	-
3	h9q03a_2	3. Anyone in hh received advice/info from input supplier - past 12 months?	discrete	numeric-6.0	2577	7	-
4	h9q03a_3	3. Anyone in hh received advice/info from NGO - past 12 months?	discrete	numeric-6.0	2575	9	-
5	h9q03a_4	3. Anyone in hh received advice/info from coop/ farmers association-past 12 month	discrete	numeric-6.0	2578	6	-
6	h9q03a_5	3. Anyone in hh received advice/info from large scale farmer - past 12 months?	discrete	numeric-6.0	2577	7	-

File AGSEC9B

#	Name	Label	Type	Format	Valid	Invalid	Question
7	h9q03a_7	3. Anyone in hh received advice/info from other - past 12 months?	discrete	numeric-6.0	2571	13	-
8	h9q03a_6	3. Anyone in hh received advice/info from operation wealth creation-past 12 mont	discrete	numeric-6.0	2580	4	-
9	h9q11a	11. Are you informed of training programs organized by NAADS?	discrete	numeric-6.0	2584	0	-
10	h9q12a	12. Anyone in hh participated in training program organized by NAADS-past 12 mon	discrete	numeric-6.0	2584	0	-
11	h9q13a	13. Are you informed of farmers' groups established under the [...] scheme of NAA	discrete	numeric-6.0	2584	0	-
12	h9q14a	14. Is any member your household a member of such a farmers' group?	discrete	numeric-6.0	568	2016	-
13	h9q15a	15. Are you informed of NAADS initiatives to prioritize enterprises to demand fo	discrete	numeric-6.0	2584	0	-
14	h9q16a	16. Has any member of your hh participated in such initiatives in the past 12 mo	discrete	numeric-6.0	2584	0	-

File AGSEC10

#	Name	Label	Type	Format	Valid	Invalid	Question
1	hhid	Unique 32-character long identifier of the interview	discrete	character-32	8569	0	-
2	A10itemc_..	Id in s10_roster	discrete	numeric-6.0	8569	0	-
3	s10q01a	1. How many %rosteritle % does your household currently own?	discrete	numeric-6.0	8567	2	-
4	s10q02a	2. What is the total estimated value of all %rosteritle% owned by your househol	continuous	numeric-6.2	7819	750	-
5	s10q03aa	3. How many %rosteritle % did your household own exactly 12 months ago?	discrete	numeric-6.0	8567	2	-
6	s10q04a	4. Did your household use the %rosteritle% during the last 12 months?	discrete	numeric-6.0	8567	2	-
7	s10q05aa	5. What was the main reason for not using the %rosteritle %	discrete	numeric-6.0	151	8418	-
8	s10q06a	6. Did your household rent or borrow any %rosteritle% during the last 12 months	discrete	numeric-6.0	8416	153	-

File AGSEC10

#	Name	Label	Type	Format	Valid	Invalid	Question
9	s10q07aa	7. How many %rosteritle% did your household rent or borrow during the last 12 m	continuous	numeric-6.0	1040	7529	-
10	s10q08a	8. How much did your hh pay to rent/borrow %rosteritle% during the last 12 mont	continuous	numeric-6.0	1040	7529	-

File AGSEC11

#	Name	Label	Type	Format	Valid	Invalid	Question
1	hhid	Unique 32-character long identifier of the interview	discrete	character-32	4015	0	-
2	AGroup_ID	Id in s11_roster	discrete	numeric-6.0	4015	0	-
3	s11q01ab..	1ab. Has this hh used dung produced by [LIVESTOCK] as manure - past 12 months?	discrete	numeric-6.0	4002	13	-
4	s11q01ab..	1ab. Has this hh used dung produced by [LIVESTOCK] as fuel(cooking)-past 12 mont	discrete	numeric-6.0	4002	13	-
5	s11q01ab..	1ab. Has this hh used dung produced by [LVST] to feed other animals-past 12 mont	discrete	numeric-6.0	4002	13	-
6	s11q01ab..	1ab. Has this hh used dung produced by [LIVESTOCK] for construction-past 12 mont	discrete	numeric-6.0	4002	13	-
7	s11q01ab..	1ab. Has this hh sold dung produced by [LIVESTOCK] - past 12 months?	discrete	numeric-6.0	4002	13	-
8	s11q01ab..	1ab. Has this hh NOT used dung produced by [LIVESTOCK] - past 12 months?	discrete	numeric-6.0	4002	13	-
9	s11q01ab..	1ab. Has this hh used dung produced by [LIVESTOCK] for other purposes-past 12 mo	discrete	numeric-6.0	4002	13	-
10	s11q01c	1c. Total value from sales of dung from %rosteritle% in the past 12 months?	continuous	numeric-6.0	11	4004	-
11	s11q02	2. Has this hh used its %rosteritle% for own transport - past 12 months?	discrete	numeric-6.0	925	3090	-
12	s11q03	3. Has this hh used its %rosteritle% for ploughing its own fiels-past 12 months	discrete	numeric-6.0	925	3090	-
13	s11q04a	4a. Used its %rosteritle% to provide transport/ploughing to others-past 12 mont	discrete	numeric-6.0	925	3090	-
14	s11q05a	5a. How much earned from providing draught power for transport/plowing-past 12 m	continuous	numeric-6.0	92	3923	-

File CSEC1A

#	Name	Label	Type	Format	Valid	Invalid	Question
1	Final_EA_..	Enumeration Area Unique identifier	discrete	character-12	307	0	-
2	interview_..	Unique 32-character long identifier of the interview	discrete	character-32	307	0	-
3	s1aq01bDistrict Code	discrete	character-3	307	0	-
4	s1aq02bCounty/Municipality Code	discrete	character-1	307	0	-
5	s1aq03bSub-County/Division/ Town Council Code	discrete	character-2	307	0	-
6	s1aq04bParish/Ward Code	discrete	character-2	307	0	-
7	Batch	Batch Sequence Number	continuous	numeric-6.0	306	1	-

File CSEC2

#	Name	Label	Type	Format	Valid	Invalid	Question
1	Final_EA_..	Enumeration Area Unique identifier	discrete	character-12	10131	0	-
2	interview_..	Unique 32-character long identifier of the interview	discrete	character-32	10131	0	-
3	Service_..	Code	discrete	numeric-40.0	10131	0	-
4	s2aq03	3. Is [SERVICE] available to members of the LC1?	discrete	numeric-6.0	9435	696	-

File CSEC2A

#	Name	Label	Type	Format	Valid	Invalid	Question
1	Final_EA_..	Enumeration Area Unique identifier	discrete	character-12	307	0	-
2	interview_..	Unique 32-character long identifier of the interview	discrete	character-32	307	0	-
3	s2a_2q01	1. Does this village have a land use plan?	discrete	numeric-6.0	285	22	-
4	s2a_2q02	2. In which year was the plan last updated? YEAR	discrete	numeric-6.0	13	294	-
5	s2a_2q03	3. Who approved the plan?	discrete	numeric-6.0	13	294	-
6	s2a_2_q04	4. Has any land been expropriated by govâ€™t or local authorities from this villag	discrete	numeric-6.0	285	22	-
7	s2a_2q5a	5a. In total, how much land was expropriated or taken away?AREA	continuous	numeric-6.2	7	300	-
8	s2a_2q5b	5b. UNIT	discrete	numeric-6.0	7	300	-
9	s2a_2q6	6. What was the main purpose for which the land was expropriated?	discrete	numeric-6.0	7	300	-
10	s2a_2_q07	7. Is there any formal institution or office that handles registration of land s	discrete	numeric-6.0	285	22	-

File CSEC2A							
#	Name	Label	Type	Format	Valid	Invalid	Question
11	s2a_2_q08	8. Where is the office/ institution that deals with registration of land sales an	discrete	numeric-6.0	28	279	-
12	s2a_2_q09	9. What is the distance of this location from the center of the village in km?KM	continuous	numeric-6.2	28	279	-
13	s2a_2_q10	10. Is there an informal institution that help resolve disputes in this village?	discrete	numeric-6.0	28	279	-
14	s2a_2_q11	11. What happens to a women's agricultural land rights if her husband passes awa	discrete	numeric-6.0	285	22	-
15	s2a_q12_..	12.1 What is the current rental price of 1 ha of agricultural land in this villa	continuous	numeric-6.0	259	48	-
16	s2a_q12_..	12.2 What was the rental price of 1 ha of agricultural land in this village 5 ye	continuous	numeric-6.0	259	48	-
17	s2a_q12_..	12.3. What is the current sales price of 1 ha of agricultural land in this villa	continuous	numeric-6.0	259	48	-
18	s2a_12_4_1	12.4 What was the sales price of 1 ha of agricultural land in this village 5 ye	continuous	numeric-6.0	259	48	-
19	s2a_q12_..	12.1 What is the current rental price of 200 sq. meters of residential land in t	continuous	numeric-6.0	256	51	-
20	s2a_q12_..	12.2 What was the rental price of 200 sq. meters of residential land in this vil	continuous	numeric-6.0	255	52	-
21	s2a_q12_..	12.3 What is the current sales price of 200 sq. meters of residential land in th	continuous	numeric-6.0	283	24	-
22	s2a_12_4_2	12.4 What was the sales price of 200 sq. meters of residential land in this vil	continuous	numeric-6.0	283	24	-
23	s2a_q13_..	13.1 Does this village have Common grazing land?	discrete	numeric-6.0	285	22	-
24	s2a_q13_..	13.2 Who manages access to the Common grazing land?	discrete	numeric-6.0	21	286	-
25	s2a_q13_..	13.3 Has there been problem of encroachment over this Common grazing land during	discrete	numeric-6.0	21	286	-
26	s2a_q13_..	13.4 Has there been any use related dispute over the Common grazing land during	discrete	numeric-6.0	21	286	-
27	s2a_q13_..	13.1 Does this village have Common forest land?	discrete	numeric-6.0	285	22	-
28	s2a_q13_..	13.2 Who manages access to the Common forest land?	discrete	numeric-6.0	4	303	-

File CSEC2A							
#	Name	Label	Type	Format	Valid	Invalid	Question
29	s2a_q13_..	13.3 Has there been problem of encroachment over this Common forest land during	discrete	numeric-6.0	4	303	-
30	s2a_q13_..	13.4 Has there been any use related dispute over the Common forest land during t	discrete	numeric-6.0	4	303	-

File CSEC2B							
#	Name	Label	Type	Format	Valid	Invalid	Question
1	Final_EA_..	Enumeration Area Unique identifier	discrete	character-12	307	0	-
2	interview_..	Unique 32-character long identifier of the interview	discrete	character-32	307	0	-
3	s2bq09	What is the most commonly used type of health facility for selected category	discrete	numeric-6.0	285	22	-
4	s2bq10	Are patients well received in the health facility?	discrete	numeric-6.0	285	22	-
5	s2bq11a	Is it easy for patients to find Reception?	discrete	numeric-6.0	285	22	-
6	s2bq11b	Is it easy for patients to find Information and instructions?	discrete	numeric-6.0	285	22	-
7	s2bq11c	Is it easy for patients to find Flow of care?	discrete	numeric-6.0	285	22	-
8	s2bq11d	Is it easy for patients to find Sign posts?	discrete	numeric-6.0	285	22	-
9	s2bq12_1	How are patients normally handled/ treated by the health staff?:With Respect	discrete	numeric-6.0	285	22	-
10	s2bq12_2	How are patients normally handled/ treated by the health staff?:Easing of fear a	discrete	numeric-6.0	285	22	-
11	s2bq12_3	How are patients normally handled/ treated by the health staff?:Privacy and conf	discrete	numeric-6.0	285	22	-
12	s2bq12_4	How are patients normally handled/ treated by the health staff?:Clientâ€™s expecta	discrete	numeric-6.0	285	22	-
13	s2bq12_5	How are patients normally handled/ treated by the health staff?:Disrespectful	discrete	numeric-6.0	285	22	-
14	s2bq12_6	How are patients normally handled/ treated by the health staff?:Negligence	discrete	numeric-6.0	285	22	-
15	s2bq12_96	How are patients normally handled/ treated by the health staff?:Other (specify)	discrete	numeric-6.0	285	22	-
16	s2bq13_1	Major concerns you have accessing services at the health facility: long distance	discrete	numeric-6.0	285	22	-

File CSEC2B							
#	Name	Label	Type	Format	Valid	Invalid	Question
17	s2bq13_2	Major concerns you have accessing services at the health facility: no transport	discrete	numeric-6.0	285	22	-
18	s2bq13_3	Major concerns you have accessing services at the health facility: opening hours	discrete	numeric-6.0	285	22	-
19	s2bq13_4	Major concerns you have accessing services at the health facility: long waiting	discrete	numeric-6.0	285	22	-
20	s2bq13_5	Major concerns you have accessing services at the health facility: no med/suppli	discrete	numeric-6.0	285	22	-
21	s2bq13_6	Major concerns you have accessing services at the health facility: expensive	discrete	numeric-6.0	285	22	-
22	s2bq13_7	Major concerns you have accessing services at the health facility: culture relat	discrete	numeric-6.0	285	22	-
23	s2bq13_8	Major concerns you have accessing services at the health facility: limited range	discrete	numeric-6.0	285	22	-
24	s2bq13_96	Major concerns you have accessing services at the health facility: other	discrete	numeric-6.0	285	22	-
25	s2bq14_1	How can these concerns be minimized?:Increase local access to government health	discrete	numeric-6.0	285	22	-
26	s2bq14_2	How can these concerns be minimized?:Increase hours of operation at night	discrete	numeric-6.0	285	22	-
27	s2bq14_3	How can these concerns be minimized?:Increase staff levels at local facilities	discrete	numeric-6.0	285	22	-
28	s2bq14_4	How can these concerns be minimized?:Government subsidies for private medical ca	discrete	numeric-6.0	285	22	-
29	s2bq14_5	How can these concerns be minimized?:Government subsidies for medicines/ supplies	discrete	numeric-6.0	285	22	-
30	s2bq14_6	How can these concerns be minimized?:Increased community involvement in maintain	discrete	numeric-6.0	285	22	-
31	s2bq14_7	How can these concerns be minimized?:Increase availability / functioning of ambu	discrete	numeric-6.0	285	22	-
32	s2bq14_8	How can these concerns be minimized?:Sensitization campaigns related to health s	discrete	numeric-6.0	285	22	-
33	s2bq14_96	How can these concerns be minimized?:Other	discrete	numeric-6.0	285	22	-

File CSEC2C							
#	Name	Label	Type	Format	Valid	Invalid	Question
1	Final_EA..	Enumeration Area Unique identifier	discrete	character-12	2763	0	-
2	interview..	Unique 32-character long identifier of the interview	discrete	character-32	2763	0	-
3	toilet_u..	Code	discrete	numeric-40.0	2763	0	-
4	s2cq23b	Toilet facilities used in the community?	discrete	numeric-6.0	2516	247	-
5	s2cq25	What is the major reason for incomplete latrine/toilet coverage?	discrete	numeric-6.0	153	2610	-

File CSEC2C_0							
#	Name	Label	Type	Format	Valid	Invalid	Question
1	Final_EA..	Enumeration Area Unique identifier	discrete	character-12	307	0	-
2	interview..	Unique 32-character long identifier of the interview	discrete	character-32	307	0	-
3	s2cq15	How has the availability of safe water changed in the last 2 years 12 months??	discrete	numeric-6.0	285	22	-
4	s2cq16	Have you undertaken any activities to protect water catchment areas in your comm	discrete	numeric-6.0	285	22	-
5	s2cq17	What activities have you undertaken to protect these areas?	discrete	numeric-6.0	17	290	-
6	s2cq18	Do people in your community pay for using water?	discrete	numeric-6.0	285	22	-
7	s2cq20	What is the purpose of these payments?	discrete	numeric-6.0	135	172	-
8	s2cq19a	How much: AMOUNT IN SHILLINGS?	continuous	numeric-10.0	68	239	-
9	s2cq19b	How much: IN TERMS OF QUANTITY?	continuous	numeric-10.0	68	239	-
10	s2cq19c	What were the units of measurement?	discrete	numeric-6.0	68	239	-
11	s2cq21	How much money, on average, does a typical household pay per month for the water	continuous	numeric-10.0	135	172	-
12	s2cq22	Is this fee affordable to poor households?	discrete	numeric-6.0	135	172	-

File CSEC3_0							
#	Name	Label	Type	Format	Valid	Invalid	Question
1	Final_EA..	Enumeration Area Unique identifier	discrete	character-12	307	0	-

File CSEC3_0							
#	Name	Label	Type	Format	Valid	Invalid	Question
2	interview_..	Unique 32-character long identifier of the interview	discrete	character-32	307	0	-
3	s3q02	2. What is the school's EMIS number?	continuous	numeric-6.0	244	63	-
4	s3q04	4. What is the function of the respondent?	discrete	numeric-6.0	246	61	-
5	s3q05	5. How long has the respondent been at the school? (YEARS)	continuous	numeric-6.0	246	61	-
6	s3q06	6. Who manages this school?	discrete	numeric-6.0	246	61	-
7	s3q07	7. INTERVIEWER: IS IT A SCHOOL DAY OR WEEKEND/HOLIDAY?	discrete	numeric-6.0	246	61	-

File CSEC3A							
#	Name	Label	Type	Format	Valid	Invalid	Question
1	Final_EA_..	Enumeration Area Unique identifier	discrete	character-12	1535	0	-
2	interview_..	Unique 32-character long identifier of the interview	discrete	character-32	1535	0	-
3	s3r1_id	Facility	discrete	numeric-6.0	1535	0	-
4	s3q09	Are [FACILITIES] available at the school?	discrete	numeric-6.0	1228	307	-
5	s3q10	10. Is the %roster title% adequate?	discrete	numeric-6.0	778	757	-
6	s3q11	11. What type of buildings does the school have?	discrete	numeric-6.0	778	757	-
7	s3q12	12. What is the condition of the %roster title%?	discrete	numeric-6.0	778	757	-
8	s3q13	13. How many of the %roster title% were constructed in the last 12 months?	continuous	numeric-6.0	778	757	-

File CSEC3B							
#	Name	Label	Type	Format	Valid	Invalid	Question
1	Final_EA_..	Enumeration Area Unique identifier	discrete	character-12	307	0	-
2	interview_..	Unique 32-character long identifier of the interview	discrete	character-32	307	0	-
3	s3q14a	14a. How many latrine stances/toilets does the school have for students? (BOYS)	discrete	numeric-6.0	246	61	-
4	s3q14b	14b. How many latrine stances/toilets does the school have for students? (GIRLS)	continuous	numeric-6.0	246	61	-

File CSEC3B							
#	Name	Label	Type	Format	Valid	Invalid	Question
5	s3q15	15. Are there any hand washing facilities with soap for the pupils at the toilet	discrete	numeric-6.0	247	60	-
6	s3q16	16. Are there separate toilet/latrine facilities for teachers?	discrete	numeric-6.0	246	61	-
7	s3q17a	17a. How many latrine stances does the school have for teachers? (MEN)	discrete	numeric-6.0	187	120	-
8	s3q17b	17b. How many latrine stances does the school have for teachers? (WOMEN)	discrete	numeric-6.0	187	120	-
9	s3q17c	17c. How many latrine stances does the school have for teachers? (BOTH)	discrete	numeric-6.0	187	120	-
10	s3q18	18. Do the toilet/latrine facilities cater for the physically impaired children?	discrete	numeric-6.0	246	61	-
11	s3q19	19. Are there First Aid facilities at the school premises?	discrete	numeric-6.0	246	61	-
12	s3q20	20. Who mainly administers First Aid at the school?	discrete	numeric-6.0	89	218	-

File CSEC3C							
#	Name	Label	Type	Format	Valid	Invalid	Question
1	Final_EA_..	Enumeration Area Unique identifier	discrete	character-12	1005	0	-
2	interview_..	Unique 32-character long identifier of the interview	discrete	character-32	1005	0	-
3	Water_fa_..	What is the MAIN source of drinking water at the school?	discrete	numeric-6.0	1005	0	-
4	s3q22	MAIN source of drinking water at the school?	discrete	numeric-15.0	456	549	-
5	s3q23	23. What is the distance to %rostartitle% (KM)? (IF WITHIN PREMISES, RECORD 00.	continuous	numeric-6.2	456	549	-
6	s3q24	24. How reliable is the water source: %rostartitle%?	discrete	numeric-6.0	456	549	-

File CSEC3D							
#	Name	Label	Type	Format	Valid	Invalid	Question
1	Final_EA_..	Enumeration Area Unique identifier	discrete	character-12	3796	0	-
2	interview_..	Unique 32-character long identifier of the interview	discrete	character-32	3796	0	-
3	Payment_id	Id in s3r3	discrete	numeric-6.0	3796	0	-
4	s3q26	26. Does this school provide %rostartitle% to students?	discrete	numeric-6.0	2938	858	-

File CSEC3D							
#	Name	Label	Type	Format	Valid	Invalid	Question
5	s3q27	27. Does the school charge for %rosteritle%?	discrete	numeric-6.0	821	2975	-
6	s3q28	28. What is the average amount charged per child for %rosteritle%? (SHILLINGS)	continuous	numeric-6.0	600	3196	-
7	s3q29	29. What is the frequency of payment for %rosteritle%?	discrete	numeric-6.0	600	3196	-

File CSEC3E							
#	Name	Label	Type	Format	Valid	Invalid	Question
1	Final_EA_.	Enumeration Area Unique identifier	discrete	character-12	584	0	-
2	intervie_.	Unique 32-character long identifier of the interview	discrete	character-32	584	0	-
3	Year_id	Id in s3r4	discrete	numeric-6.0	584	0	-
4	s3q30a	30a. Total Number of candidates examined (BOYS)	continuous	numeric-6.0	457	127	-
5	s3q30b	30b. Total Number of candidates examined (GIRLS)	continuous	numeric-6.0	456	128	-
6	s3q31a	31a. Number who passed with grade one (1) (BOYS)	continuous	numeric-6.0	456	128	-
7	s3q31b	31b. Number who passed with grade one (1) (GIRLS)	continuous	numeric-6.0	456	128	-
8	s3q32a	32a. Number who passed with grade two (2) (BOYS)	continuous	numeric-6.0	454	130	-
9	s3q32b	32b. Number who passed with grade two (2) (GIRLS)	continuous	numeric-6.0	454	130	-
10	s3q33a	33a. Number who passed with grade three (3) (BOYS)	continuous	numeric-6.0	454	130	-
11	s3q33b	33b. Number who passed with grade three (3) (GIRLS)	continuous	numeric-6.0	454	130	-

File CSEC3F							
#	Name	Label	Type	Format	Valid	Invalid	Question
1	Final_EA_.	Enumeration Area Unique identifier	discrete	character-12	921	0	-
2	intervie_.	Unique 32-character long identifier of the interview	discrete	character-32	921	0	-
3	School_1_.	Year of drop out (roster)	discrete	numeric-6.0	921	0	-
4	s3q34	Are there any pupils who left school before completing P.7 in [YEAR]	discrete	numeric-6.0	735	186	-
5	s3q35a	35a. What was the number in %rosteritle%? (BOYS)	continuous	numeric-6.0	519	402	-
6	s3q35b	35b. What was the number in %rosteritle%? (GIRLS)	continuous	numeric-6.0	519	402	-

File CSEC3F							
#	Name	Label	Type	Format	Valid	Invalid	Question
7	s3q36a	36a. What is the MOST common reason for leaving school? (BOYS)	discrete	numeric-6.0	486	435	-
8	s3q36b	36b. What is the MOST common reason for leaving school? (GIRLS)	discrete	numeric-6.0	498	423	-

File CSEC3G							
#	Name	Label	Type	Format	Valid	Invalid	Question
1	Final_EA_..	Enumeration Area Unique identifier	discrete	character-12	1535	0	-
2	interview_..	Unique 32-character long identifier of the interview	discrete	character-32	1535	0	-
3	SchoolMe_..	Type of Meeting (roster)	discrete	numeric-6.0	1535	0	-
4	s3q38	Does the school hold [MEETING]?	discrete	numeric-6.0	1229	306	-
5	s3q39a	39a. Which month was the last meeting held?	discrete	numeric-6.0	982	553	-
6	s3q39b	39b. Which year was the last meeting held?	continuous	numeric-6.0	982	553	-
7	s3q40	40. Were minutes kept from this meeting?	discrete	numeric-6.0	722	813	-
8	s3q41	41. How often are %rosteritle% held?	discrete	numeric-6.0	982	553	-

File CSEC3H							
#	Name	Label	Type	Format	Valid	Invalid	Question
1	Final_EA_..	Enumeration Area Unique identifier	discrete	character-12	876	0	-
2	interview_..	Unique 32-character long identifier of the interview	discrete	character-32	876	0	-
3	Position_..	Id in s3r7	discrete	numeric-6.0	876	0	-
4	s3q43a	43a. How many additional teachers are required in this school to meet the govern	continuous	numeric-6.0	738	138	-
5	s3q43b	43b. How many additional teachers are required in this school to meet the govern	discrete	numeric-6.0	738	138	-

File CSEC3I							
#	Name	Label	Type	Format	Valid	Invalid	Question
1	Final_EA_..	Enumeration Area Unique identifier	discrete	character-12	1535	0	-
2	interview_..	Unique 32-character long identifier of the interview	discrete	character-32	1535	0	-
3	School_M_..	Id in s3r8	discrete	numeric-6.0	1535	0	-

File CSEC3I

#	Name	Label	Type	Format	Valid	Invalid	Question
4	s3q45	Did [SUPERVISOR] supervise/ Monitor this school?	discrete	numeric-6.0	1228	307	-
5	s3q46a	46a. Which month was the last visit?	discrete	numeric-6.0	807	728	-
6	s3q46b	46b. Which year was the last visit?	continuous	numeric-6.0	807	728	-
7	s3q47	47. What was the frequency of supervision/monitoring by %rosteritle%?	discrete	numeric-6.0	807	728	-

File CSEC3J

#	Name	Label	Type	Format	Valid	Invalid	Question
1	Final_EA_..	Enumeration Area Unique identifier	discrete	character-12	4605	0	-
2	interview_..	Unique 32-character long identifier of the interview	discrete	character-32	4605	0	-
3	Problems_..	Problems/constraints faced by school (roster)	discrete	numeric-6.0	4605	0	-
4	s3q48	MAJOR constraints/problems faced by the school?	discrete	numeric-6.0	3690	915	-
5	s3q49	49. RANK UP TO 3 SOURCES BY IMPORTANCE	discrete	numeric-13.0	715	3890	-
6	s3q50	50. How has the situation changed in the last 12 months?	discrete	numeric-6.0	1026	3579	-

File CSEC3K

#	Name	Label	Type	Format	Valid	Invalid	Question
1	Final_EA_..	Enumeration Area Unique identifier	discrete	character-12	2044	0	-
2	interview_..	Unique 32-character long identifier of the interview	discrete	character-32	2044	0	-
3	Class_id	Id in s3r11	discrete	numeric-6.0	2044	0	-
4	s3q53	53. Sex	discrete	numeric-6.0	1599	445	-
5	s3q54	54. Grade	discrete	numeric-6.0	1598	446	-
6	s3q55a	55a. What is the official enrollment in the stream? (BOYS)	continuous	numeric-6.0	1570	474	-
7	s3q55b	55b. What is the official enrollment in the stream? (GIRLS)	continuous	numeric-6.0	1570	474	-
8	s3q56	56. Are there arrangements for pupils in this stream to borrow text books for us	discrete	numeric-6.0	1597	447	-

File CSEC3K							
#	Name	Label	Type	Format	Valid	Invalid	Question
9	s3q57	57. What percentage of pupils have access to text books in the classroom?	discrete	numeric-6.0	1590	454	-
10	s3q58	58. Is a teacher present in the classroom?	discrete	numeric-6.0	1408	636	-
11	s3q59	59. Was the teacher's absence formally approved?	discrete	numeric-6.0	85	1959	-
12	s3q60	60. If teacher's absence was approved: Why was the teacher absent?	discrete	numeric-6.0	53	1991	-
13	s3q61	61. If teacher's absence was not formally approved: why do you think the teacher	discrete	numeric-6.0	32	2012	-
14	s3q62	62. Is the teacher officially registered on the government pay roll?	discrete	numeric-6.0	1408	636	-
15	s3q63	63. How many pupils are actually in attendance today?	continuous	numeric-6.0	1408	636	-
16	s3q64	64. What percentage of the pupils are seated in desks?	discrete	numeric-6.0	1407	637	-
17	s3q65	65. What percentage of pupils have scholastic materials (pens, pencils, exercise	discrete	numeric-6.0	1402	642	-
18	s3q66	66. Does the classroom display materials on the walls or in corners of the class	discrete	numeric-6.0	1403	641	-

File CSEC3L							
#	Name	Label	Type	Format	Valid	Invalid	Question
1	Final_EA_..	Enumeration Area Unique identifier	discrete	character-12	307	0	-
2	interview_..	Unique 32-character long identifier of the interview	discrete	character-32	307	0	-
3	s3lq2	2. What is the major mode of ensuring accountability in this school?	discrete	numeric-6.0	246	61	-
4	s3lq3	3. Have there been any cases of misuse of funds in last financial year?	discrete	numeric-6.0	246	61	-
5	s3lq4	4. Who was implicated?	discrete	numeric-6.0	3	304	-
6	s3lq5	5. What action was taken on culprits?	discrete	numeric-6.0	3	304	-

File CSEC3M							
#	Name	Label	Type	Format	Valid	Invalid	Question
1	Final_EA_..	Enumeration Area Unique identifier	discrete	character-12	6140	0	-

File CSEC3M							
#	Name	Label	Type	Format	Valid	Invalid	Question
2	interview_..	Unique 32-character long identifier of the interview	discrete	character-32	6140	0	-
3	initiati_..	Initiative (roster)	discrete	numeric-40.0	6140	0	-
4	s3mq1	Is initiative being practiced?	discrete	numeric-6.0	4920	1220	-
5	s3mq2	2. Which control(s) is most effective	discrete	numeric-18.0	689	5451	-

File CSEC4A							
#	Name	Label	Type	Format	Valid	Invalid	Question
1	Final_EA_..	Enumeration Area Unique identifier	discrete	character-12	307	0	-
2	interview_..	Unique 32-character long identifier of the interview	discrete	character-32	307	0	-
3	s4aq08	8. Do you work during the night in this health facility?	discrete	numeric-6.0	230	77	-
4	s4aq09	9. Why not?	discrete	numeric-6.0	75	232	-
5	s4aq10	10. Did you work during the night yesterday?	discrete	numeric-6.0	155	152	-
6	s4aq11	11. For how long? HOURS	discrete	numeric-6.0	40	267	-
7	s4aq12	12. Were you on call or night duty?	discrete	numeric-6.0	40	267	-
8	s4aq13	13. Why did you work?	discrete	numeric-6.0	6	301	-
9	s4aq14	14. How many times do you work at night in the last 7 days? (DAYS)	discrete	numeric-6.0	155	152	-

File CSEC4B							
#	Name	Label	Type	Format	Valid	Invalid	Question
1	Final_EA_..	Enumeration Area Unique identifier	discrete	character-12	307	0	-
2	interview_..	Unique 32-character long identifier of the interview	discrete	character-32	307	0	-
3	s4bq15	15. What is the total number of inpatient medical beds at this facility? IF NONE	continuous	numeric-6.0	230	77	-
4	s4bq16	16. What is the total number of inpatient maternity beds at this facility? IF NO	continuous	numeric-6.0	230	77	-
5	s4bq17	17. Does this facility have electricity from the grid?	discrete	numeric-6.0	230	77	-
6	s4bq18	18. How many days last week did this facility experience power shortages that la	discrete	numeric-6.0	119	188	-
7	s4bq19	19. Does the health facility have a functioning generator?	discrete	numeric-6.0	230	77	-

File CSEC4B							
#	Name	Label	Type	Format	Valid	Invalid	Question
8	s4bq20	20. Does the health facility have a solar panel?	discrete	numeric-6.0	230	77	-
9	s4bq21	21. Does the health facility have a functioning ambulance?	discrete	numeric-6.0	230	77	-
10	s4bq22	22. Is an ambulance available for use by this facility?	discrete	numeric-6.0	185	122	-
11	s4bq23	23. What is the distance from this health facility to the nearest ambulance? (KI	continuous	numeric-6.2	66	241	-
12	s4bq24	24. Does the health facility provide food for staff?	discrete	numeric-6.0	230	77	-
13	s4bq25	25. Does the health facility provide food for inpatients?	discrete	numeric-6.0	230	77	-
14	s4bq26	26. What is the distance from this health facility to the nearest bank/microfina	continuous	numeric-6.2	229	78	-
15	s4bq27	27. What is the distance from this health facility to the District Health Office	continuous	numeric-6.2	229	78	-
16	s4bq28	28. What is the distance from this health facility to the nearest trading centre	continuous	numeric-6.2	229	78	-
17	s4bq29	29,32-44. Does this facility have the following items?:functioning computer for	discrete	numeric-6.0	230	77	-
18	s4bq32	29,32-44. Does this facility have the following items?:laboratory	discrete	numeric-6.0	230	77	-
19	s4bq33	29,32-44. Does this facility have the following items?:CD - 4 machines (for HC I	discrete	numeric-6.0	228	79	-
20	s4bq34	29,32-44. Does this facility have the following items?:working refrigerator for	discrete	numeric-6.0	230	77	-
21	s4bq35	29,32-44. Does this facility have the following items?:an icebox for transportin	discrete	numeric-6.0	230	77	-
22	s4bq36	29,32-44. Does this facility have the following items?:a working microscope	discrete	numeric-6.0	230	77	-
23	s4bq37	29,32-44. Does this facility have the following items?:a delivery bed	discrete	numeric-6.0	230	77	-
24	s4bq38	29,32-44. Does this facility have the following items?:a BP machine	discrete	numeric-6.0	230	77	-
25	s4bq39	29,32-44. Does this facility have the following items?:sterilization equipment	discrete	numeric-6.0	230	77	-

File CSEC4B							
#	Name	Label	Type	Format	Valid	Invalid	Question
26	s4bq40	29,32-44. Does this facility have the following items?:a functioning bicycle	discrete	numeric-6.0	230	77	-
27	s4bq41	29,32-44. Does this facility have the following items?:a functioning motorcycle	discrete	numeric-6.0	230	77	-
28	s4bq42	29,32-44. Does this facility have the following items?:functioning standing weig	discrete	numeric-6.0	230	77	-
29	s4bq43	29,32-44. Does this facility have the following items?:functioning hanging weigh	discrete	numeric-6.0	230	77	-
30	s4bq44	29,32-44. Does this facility have the following items?:functioning height measur	discrete	numeric-6.0	229	78	-
31	s4bq30	30. Does this facility have an official telephone (land line or mobile phone)?..	discrete	numeric-6.0	230	77	-
32	s4bq31	Does this facility have a functioning radio call for communication?	discrete	numeric-6.0	230	77	-

File CSEC4C							
#	Name	Label	Type	Format	Valid	Invalid	Question
1	Final_EA_..	Enumeration Area Unique identifier	discrete	character-12	3991	0	-
2	intervie ..	Unique 32-character long identifier of the interview	discrete	character-32	3991	0	-
3	Healthse ..	Health service offered (roster)	discrete	numeric-6.0	3991	0	-
4	s4cq46	Is [SERVICE] offered at this health facility?	discrete	numeric-6.0	2989	1002	-
5	s4cq47	47. Do patients have to pay for %rosteritle%?	discrete	numeric-6.0	2186	1805	-
6	s4cq48	48. How has the quality of %rosteritle% service offered in this facility change	discrete	numeric-6.0	2186	1805	-
7	s4cq48_1	Who provided the %rosteritle%?	discrete	numeric-6.0	1693	2298	-

File CSEC4D							
#	Name	Label	Type	Format	Valid	Invalid	Question
1	Final_EA_..	Enumeration Area Unique identifier	discrete	character-12	307	0	-
2	intervie ..	Unique 32-character long identifier of the interview	discrete	character-32	307	0	-

File CSEC4D							
#	Name	Label	Type	Format	Valid	Invalid	Question
3	s4dq49	49. How do you rate the frequency of Malaria at your health facility during the	discrete	numeric-6.0	230	77	-
4	s4dq50	50. How do you rate the frequency of TB at your health facility during the last	discrete	numeric-6.0	230	77	-
5	s4dq51	51. How do you rate the frequency of Injuries at your health facility during the	discrete	numeric-6.0	230	77	-
6	s4dq52	52. How do you rate the frequency of Measles at your health facility during the	discrete	numeric-6.0	230	77	-
7	s4dq53	53. How do you rate the frequency of Birth related at your health facility durin	discrete	numeric-6.0	229	78	-
8	s4dq54	54. How do you rate the frequency of Diarrhea at your health facility during the	discrete	numeric-6.0	230	77	-
9	s4dq55	55. How do you rate the frequency of Acute Respiratory Infections at your health	discrete	numeric-6.0	230	77	-
10	s4dq56	56. How do you rate the frequency of STI/HIV/AIDS at your health facility during	discrete	numeric-6.0	230	77	-
11	s4dq57	57. How do you rate the frequency of Diabetes at your health facility during the	discrete	numeric-6.0	230	77	-
12	s4dq58	58. How do you rate the frequency of Cardiovascular diseases at your health faci	discrete	numeric-6.0	230	77	-
13	s4dq59a	59a. How do you rate the frequency of Other (specify) at your health facility du	discrete	numeric-6.0	229	78	-
14	s4dq59b	59b. How do you rate the frequency of Other (specify) at your health facility du	discrete	numeric-6.0	229	78	-
15	s4dq59c	59c. How do you rate the frequency of Other (specify) at your health facility du	discrete	numeric-6.0	229	78	-

File CSEC4E							
#	Name	Label	Type	Format	Valid	Invalid	Question
1	Final_EA_..	Enumeration Area Unique identifier	discrete	character-12	3684	0	-
2	interview_..	Unique 32-character long identifier of the interview	discrete	character-32	3684	0	-
3	Common_S_..	Drugs/Supplies (roster)	discrete	numeric-6.0	3684	0	-
4	s4eq61	Health facility experienced stock outs (first visit)	discrete	numeric-6.0	2732	952	-
5	s4eq61_v2	Health facility experienced stock outs (second visit)	discrete	numeric-6.0	2563	1121	-

File CSEC4E							
#	Name	Label	Type	Format	Valid	Invalid	Question
6	s4eq62	62. How often have you had stock outs of %rosteritle% in the last two months?	discrete	numeric-6.0	787	2897	-
7	s4eq63	63. Is drug available today?	discrete	numeric-6.0	787	2897	-

File CSEC4F							
#	Name	Label	Type	Format	Valid	Invalid	Question
1	Final_EA_..	Enumeration Area Unique identifier	discrete	character-12	307	0	-
2	interview_..	Unique 32-character long identifier of the interview	discrete	character-32	307	0	-
3	s4fq64	64. Do patients have to bring Syringes/needles for a visit to the health facilit	discrete	numeric-6.0	229	78	-
4	s4fq65	65. Do patients have to bring Drip/IV fluids for a visit to the health facility,	discrete	numeric-6.0	229	78	-
5	s4fq66	66. Do patients have to bring Gloves for a visit to the health facility, includi	discrete	numeric-6.0	229	78	-
6	s4fq67	67. Do patients have to bring Exercise books for writing prescriptions for a vis	discrete	numeric-6.0	229	78	-
7	s4fq68	68. Do patients have to bring Cotton wool for a visit to the health facility, in	discrete	numeric-6.0	229	78	-
8	s4fq69	69. Do patients have to bring Paraffin for a visit to the health facility, inclu	discrete	numeric-6.0	229	78	-
9	s4fq70	70. Do patients have to bring Soap for a visit to the health facility, including	discrete	numeric-6.0	229	78	-
10	s4fq71	71. Do patients have to bring Medicines (e.g. ergometrin) for a visit to the hea	discrete	numeric-6.0	229	78	-
11	s4fq72	72. Do patients have to bring Other item for a visit to the health facility, inc	discrete	numeric-6.0	229	78	-
12	s4fq73	73. Do patients have to bring Other item for a visit to the health facility, inc	discrete	numeric-6.0	229	78	-

File CSEC4G							
#	Name	Label	Type	Format	Valid	Invalid	Question
1	Final_EA_..	Enumeration Area Unique identifier	discrete	character-12	307	0	-
2	interview_..	Unique 32-character long identifier of the interview	discrete	character-32	307	0	-

File CSEC4G							
#	Name	Label	Type	Format	Valid	Invalid	Question
3	s4gq74	74. Do women who come for delivery have to bring Gloves to the health facility?	discrete	numeric-6.0	185	122	-
4	s4gq75	75. Do women who come for delivery have to bring Cotton wool to the health facil	discrete	numeric-6.0	185	122	-
5	s4gq76	76. Do women who come for delivery have to bring Jik to the health facility?	discrete	numeric-6.0	185	122	-
6	s4gq77	77. Do women who come for delivery have to bring Razor blade to the health facil	discrete	numeric-6.0	185	122	-
7	s4gq78	78. Do women who come for delivery have to bring Plastic Sheet to the health fac	discrete	numeric-6.0	185	122	-

File CSEC4H_1							
#	Name	Label	Type	Format	Valid	Invalid	Question
1	Final_EA_..	Enumeration Area Unique identifier	discrete	character-12	1752	0	-
2	interview_..	Unique 32-character long identifier of the interview	discrete	character-32	1752	0	-
3	C4H_Elem_..	Id in s4hr1	discrete	numeric-6.0	1752	0	-
4	s4hq83	83. Database /facility report	discrete	character-7	1752	0	-
5	s4hq84	84. Register	discrete	character-7	1752	0	-
6	s4hq85	85. Variance/ mismatch. If the figures in the report, database, or register are	discrete	numeric-6.0	1327	425	-
7	s4hq86	86. Comments	discrete	character-84	1752	0	-
8	s4hq83v2	83. Database /facility report	discrete	character-7	1692	0	-
9	s4hq84v2	84. Register	discrete	character-7	1692	0	-
10	s4hq85v2	85. Variance/ mismatch. If the figures in the report, database, or register are	discrete	numeric-6.0	1261	491	-
11	s4hq86v2	86. Comments	discrete	character-158	1692	-	-

File CSEC4I							
#	Name	Label	Type	Format	Valid	Invalid	Question
1	Final_EA_..	Enumeration Area Unique identifier	discrete	character-12	307	0	-
2	interview_..	Unique 32-character long identifier of the interview	discrete	character-32	307	0	-
3	s4iq87	87. Did any member of this community report any epidemic outbreak since 2018?	discrete	numeric-6.0	229	78	-
4	s4iq88	88. Did you notify the district within 24hrs?	discrete	numeric-6.0	35	272	-

File CSEC4J							
#	Name	Label	Type	Format	Valid	Invalid	Question
5	s4iq89	89. How long did it take for the district to respond?	discrete	numeric-6.0	35	272	-

File CSEC4J							
#	Name	Label	Type	Format	Valid	Invalid	Question
1	Final_EA_..	Enumeration Area Unique identifier	discrete	character-12	307	0	-
2	interview_..	Unique 32-character long identifier of the interview	discrete	character-32	307	0	-
3	s4jq90	90. On average, for how many hours is the facility open to the public in a week?	continuous	numeric-6.0	229	78	-
4	s4jq91	91. Has the facility been faced with absenteeism of its staff in the last 12 mon	discrete	numeric-6.0	229	78	-
5	s4jq92	92. What is the major cause of absenteeism?	discrete	numeric-6.0	48	259	-

File CSEC4K							
#	Name	Label	Type	Format	Valid	Invalid	Question
1	Final_EA_..	Enumeration Area Unique identifier	discrete	character-12	307	0	-
2	interview_..	Unique 32-character long identifier of the interview	discrete	character-32	307	0	-
3	s4kq93	93. Does the health facility have public toilets/latrines?	discrete	numeric-6.0	230	77	-
4	s4kq94	94. What is the main type of toilet available?	discrete	numeric-6.0	226	81	-
5	s4kq95	95. What is the condition of the toilet?	discrete	numeric-6.0	226	81	-
6	s4kq96	96. Are the toilets/latrines adequate?	discrete	numeric-6.0	226	81	-
7	s4kq97a	97a. Are there hand washing facilities to be used in the TOILETS?	discrete	numeric-6.0	226	81	-
8	s4kq97b	97b. Are there hand washing facilities to be used in the BATHROOMS?	discrete	numeric-6.0	226	81	-
9	s4kq98	98. Does the facility have separate sanitary facilities for women and men?	discrete	numeric-6.0	225	82	-
10	s4kq99a	99a. How many toilet/latrine stances are for females?	discrete	numeric-6.0	176	131	-
11	s4kq99b	99b. How many toilet/latrine stances are for males?	discrete	numeric-6.0	176	131	-
12	s4kq100a	100a. Are there GARBAGE WASTE disposal facilities	discrete	numeric-6.0	229	78	-

File CSEC4K

#	Name	Label	Type	Format	Valid	Invalid	Question
13	s4kq100b	100b.Are there MEDICAL WASTE disposal facilities?	discrete	numeric-6.0	229	78	-
14	s4kq100c	100c. Are there BOTH, GARBAGE AND MEDICAL WASTE, disposal facilities?	discrete	numeric-6.0	229	78	-
15	s4kq101	101. What is the type of facility used?	discrete	numeric-6.0	228	79	-

File CSEC4L

#	Name	Label	Type	Format	Valid	Invalid	Question
1	Final_EA_..	Enumeration Area Unique identifier	discrete	character-12	2149	0	-
2	intervie_..	Unique 32-character long identifier of the interview	discrete	character-32	2149	0	-
3	Health_W_..	MAIN source of water at the facility (roster)	discrete	numeric-26.0	2149	0	-
4	s4lq103	source of water at the facility (top 3)	discrete	numeric-15.0	1610	539	-
5	s4lq104	104. What is the distance to each important source (KM)? (IF WITHIN PREMISES REC	continuous	numeric-6.2	441	1708	-
6	s4lq105	105. How reliable are these important water sources?	discrete	numeric-6.0	441	1708	-

File CSEC4M

#	Name	Label	Type	Format	Valid	Invalid	Question
1	Final_EA_..	Enumeration Area Unique identifier	discrete	character-12	3991	0	-
2	intervie_..	Unique 32-character long identifier of the interview	discrete	character-32	3991	0	-
3	limiting_..	Limiting factors	discrete	numeric-6.0	3991	0	-
4	s4mq106	MAJOR limiting factors faced by the health facility	discrete	numeric-6.0	2990	1001	-
5	s4mq107	107. RANK UP TO 3 SOURCES BY IMPORTANCE	discrete	numeric-6.0	642	3349	-
6	s4mq108	For those important limiting factors, how do you rate the change in the situatio	discrete	numeric-6.0	881	3110	-

File CSEC4N

#	Name	Label	Type	Format	Valid	Invalid	Question
1	Final_EA_..	Enumeration Area Unique identifier	discrete	character-12	921	0	-

File CSEC4N							
#	Name	Label	Type	Format	Valid	Invalid	Question
2	interview_..	Unique 32-character long identifier of the interview	discrete	character-32	921	0	-
3	Supervis_..	Supervisor/Monitor level	discrete	numeric-6.0	921	0	-
4	s4nq109	[LEVEL] supervise/ monitor this health facility in the last 3 months	discrete	numeric-6.0	687	234	-
5	s4nq110	110. Did the supervisor from %rosteritle% supervise/ monitor this health facili	discrete	numeric-6.0	608	313	-
6	s4nq111a	111a. Which MONTH did supervisor from %rosteritle% last visit?	discrete	numeric-6.0	600	321	-
7	s4nq111b	111b. Which YEAR did supervisor from %rosteritle% last visit?	continuous	numeric-6.0	600	321	-
8	s4nq112	112. What is the annual frequency of supervision/monitoring by [SUPERVISOR]?	discrete	numeric-6.0	600	321	-

File CSEC4O							
#	Name	Label	Type	Format	Valid	Invalid	Question
1	Final_EA_..	Enumeration Area Unique identifier	discrete	character-12	307	0	-
2	interview_..	Unique 32-character long identifier of the interview	discrete	character-32	307	0	-
3	s4oq113	113. Do the villages in the catchment area of this facility have established VHT	discrete	numeric-6.0	229	78	-
4	s4oq114	114. Are the Village Health Teams (VHT) functional?	discrete	numeric-6.0	228	79	-

File CSEC4P							
#	Name	Label	Type	Format	Valid	Invalid	Question
1	Final_EA_..	Enumeration Area Unique identifier	discrete	character-12	2336	0	-
2	interview_..	Unique 32-character long identifier of the interview	discrete	character-32	2336	0	-
3	medical_..	Type of staff (roster)	discrete	numeric-6.0	2336	0	-
4	s4pq116a	116a. How many positions have been filled (consider the official ceiling require	discrete	numeric-6.0	1832	504	-
5	s4pq116b	116b. How many positions are vacant (consider the official ceiling required)? NU	discrete	numeric-6.0	1832	504	-

File CSEC4Q							
#	Name	Label	Type	Format	Valid	Invalid	Question

File CSEC4Q

#	Name	Label	Type	Format	Valid	Invalid	Question
1	Final_EA..	Enumeration Area Unique identifier	discrete	character-12	6140	0	-
2	interview..	Unique 32-character long identifier of the interview	discrete	character-32	6140	0	-
3	initiati..	Initiative (roster)	discrete	numeric-40.0	6140	0	-
4	s4qq01	Initiative is being practised in your work place	discrete	numeric-6.0	4580	1560	-
5	s4qq02	Which control(s) is/was most effective in reducing absenteeism	discrete	numeric-6.0	4580	1560	-

File CSEC4R

#	Name	Label	Type	Format	Valid	Invalid	Question
1	Final_EA..	Enumeration Area Unique identifier	discrete	character-12	307	0	-
2	interview..	Unique 32-character long identifier of the interview	discrete	character-32	307	0	-
3	s4rq02	2. What are the major modes of ensuring accountability in this health facility?	discrete	numeric-6.0	229	78	-
4	s4rq03	3. Have there been any cases of misuse of funds in last financial year?	discrete	numeric-6.0	229	78	-
5	s4rq04	4. IF YES, how much money was involved in the most recent case? Ushs.	discrete	numeric-6.0	1	306	-
6	s4rq05	5. Who was implicated?	discrete	numeric-6.0	1	306	-
7	s4rq06	6. What action was taken on culprits?	discrete	numeric-6.0	1	306	-

File CSEC5_0

#	Name	Label	Type	Format	Valid	Invalid	Question
1	Final_EA..	Enumeration Area Unique identifier	discrete	character-12	307	0	-
2	interview..	Unique 32-character long identifier of the interview	discrete	character-32	307	0	-
3	s5q03a	How long has the respondent held this post? (MONTHS)	continuous	numeric-6.0	169	138	-
4	s5q03b	How long has the respondent held this post? (YEARS)	continuous	numeric-6.0	169	138	-

File CSEC5ABC

#	Name	Label	Type	Format	Valid	Invalid	Question
1	Final_EA..	Enumeration Area Unique identifier	discrete	character-12	1535	0	-
2	interview..	Unique 32-character long identifier of the interview	discrete	character-32	1535	0	-

File CSEC5ABC							
#	Name	Label	Type	Format	Valid	Invalid	Question
3	Infrastr..	Id in s5r1	discrete	numeric-6.0	1535	0	-
4	s5q05	Does this sub-county have any [ROAD]?	discrete	numeric-6.0	849	686	-
5	s5q05_1	5.1 What is the commonest mode of transport used to reach the nearest %rosterit	discrete	numeric-6.0	683	852	-
6	s5q06	6. What is the total length of %rosterititle% within sub-county (km)? (FOR BRIDG	continuous	numeric-6.2	678	857	-
7	s5q07	7. INTERVIEWER: IS THIS NUMBER BASED ON RECORDS OR SUB- COUNTY CHIEF ESTIMATIONS	discrete	numeric-6.0	677	858	-
8	s5q08	8. What is the current state of the %rosterititle% ?	discrete	numeric-6.0	681	854	-
9	s5q9	9. In your opinion, what is the main reason for the poor roads?	discrete	numeric-6.0	133	1402	-
10	s5q10	10. Who is responsible for maintaining %rosterititle% ?	discrete	numeric-6.0	681	854	-
11	s5q11	11. Number of km of %rosterititle% maintained (KM EXECUTED) (FOR BRIDGES/ CULVER	continuous	numeric-6.2	461	1074	-
12	s5q12	12. Do you contract maintenance of %rosterititle% to the private sector?	discrete	numeric-6.0	464	1071	-
13	s5q13	13. How do you rate the quality of work for %rosterititle% ?	discrete	numeric-6.0	464	1071	-
14	s5q14	14. What is the frequency of repairs for %rosterititle% ?	discrete	numeric-6.0	464	1071	-
15	s5q15	15. Have there been any new %rosterititle% constructed in sub-county in the last	discrete	numeric-6.0	464	1071	-
16	s5q16	16. What is the length in km of %rosterititle% constructed? (FOR BRIDGES/ CULVE	continuous	numeric-6.0	176	1359	-
17	s5q17	17. What are the reasons?	discrete	numeric-6.0	287	1248	-
18	s5q18	18. On average, How much was required to maintain %rosterititle% in the last fina	continuous	numeric-6.0	437	1098	-
19	s5q19	19. How much was actually released to maintain %rosterititle% in the last financi	continuous	numeric-6.0	438	1097	-
20	s5q20	20. Were the funds that you requested for received in time?	discrete	numeric-6.0	260	1275	-

File CSEC5D							
#	Name	Label	Type	Format	Valid	Invalid	Question
1	Final_EA_..	Enumeration Area Unique identifier	discrete	character-12	2763	0	-
2	interview_..	Unique 32-character long identifier of the interview	discrete	character-32	2763	0	-
3	Roads_id	Type of constraints faced by this sub-county (roster)	discrete	numeric-6.0	2763	0	-
4	s5q21	MAJOR constraints faced by this sub- county in terms of the maintenance and rep	discrete	numeric-6.0	1521	1242	-
5	s5q22	22. RANK UP TO 3 SOURCES BY IMPORTANCE	discrete	numeric-16.0	454	2309	-
6	s5q23	23. How has the situation for %rosteritle% changed in the last 12 months?	discrete	numeric-6.0	539	2224	-

File CSEC5E							
#	Name	Label	Type	Format	Valid	Invalid	Question
1	Final_EA_..	Enumeration Area Unique identifier	discrete	character-12	307	0	-
2	interview_..	Unique 32-character long identifier of the interview	discrete	character-32	307	0	-
3	s5eq2	2. What is the major mode of ensuring accountability in this sub-county?	discrete	numeric-6.0	169	138	-
4	s5eq3	3. Have there been any cases of misuse of funds in last financial year?	discrete	numeric-6.0	169	138	-
5	s5eq4	4. IF YES, how much money was involved in the most recent case? Ushs.	continuous	numeric-6.0	6	301	-
6	s5eq5	5. Who was implicated?	discrete	numeric-6.0	6	301	-
7	s5eq6	6. What action was taken on culprits?	discrete	numeric-6.0	6	301	-

File CSEC6A							
#	Name	Label	Type	Format	Valid	Invalid	Question
1	Final_EA_..	Enumeration Area Unique identifier	discrete	character-12	307	0	-
2	interview_..	Unique 32-character long identifier of the interview	discrete	character-32	307	0	-
3	s6q01	1. How many households reside in this community?	continuous	numeric-6.0	285	22	-
4	s6q02_1	2_1. How much of the land in the community is used for cultivation by villagers?	continuous	numeric-6.0	284	23	-
5	s6q02_2	2_2. How much of the land in the community is used for agro-business/plantation	continuous	numeric-6.0	284	23	-

File CSEC6A

#	Name	Label	Type	Format	Valid	Invalid	Question
6	s6q02_3	2_3. How much of the land in the community is used for forest? (SHARE)	continuous	numeric-6.0	284	23	-
7	s6q02_4	2_4. How much of the land in the community is used for pasture (common access)?	continuous	numeric-6.0	284	23	-
8	s6q02_5	2_5. How much of the land in the community is used for wetland? (SHARE)	continuous	numeric-6.0	284	23	-
9	s6q02_6	2_6. How much of the land in the community is used for residential? (SHARE)	continuous	numeric-6.0	284	23	-
10	s6q02_7	2_7. How much of the land in the community is used for other purpose? (SHARE)	continuous	numeric-6.0	284	23	-

File CSEC6B

#	Name	Label	Type	Format	Valid	Invalid	Question
1	Final_EA_..	Enumeration Area Unique identifier	discrete	character-12	3991	0	-
2	interview_..	Unique 32-character long identifier of the interview	discrete	character-32	3991	0	-
3	Communit_..	Type of community group (roster)	discrete	numeric-6.0	3991	0	-
4	s6bq01	Organisations exist in the community	discrete	numeric-6.0	3681	310	-
5	s6bq02	b2. How many %roster title %'s are there in the community? (NUMBER)	continuous	numeric-6.0	701	3290	-
6	s6bq03	b3. When did the %roster title % begin? (YEAR 4-DIGIT)	continuous	numeric-6.0	701	3290	-
7	s6bq04	b4. How often do the members of the %roster title % meet?	discrete	numeric-6.0	701	3290	-
8	s6bq05	b5. How many female members does the %roster title% have? (NUMBER)	continuous	numeric-6.0	701	3290	-

File CSEC6C_1

#	Name	Label	Type	Format	Valid	Invalid	Question
1	Final_EA_..	Enumeration Area Unique identifier	discrete	character-12	90	0	-
2	interview_..	Unique 32-character long identifier of the interview	discrete	character-32	90	0	-
3	NGO_id	Roster instance identifier	discrete	numeric-9.0	90	0	-
4	s6cq01	c1. What is the type of %roster title%?	discrete	numeric-6.0	90	0	-

File CSEC6C_1							
#	Name	Label	Type	Format	Valid	Invalid	Question
5	s6cq02	c2. When did the %roster title % begin? (YEAR 4-DIGIT)	continuous	numeric-6.0	90	0	-
6	s6cq03	c3. What is the main purpose of the %roster title%?	discrete	numeric-6.0	90	0	-
7	s6cq04	c4. How many members does the %roster title% have? (NUMBER) REFERS NOT ONLY TO E	continuous	numeric-6.0	90	0	-
8	s6cq05	c5. How many female members does the %roster title% have? (NUMBER)	continuous	numeric-6.0	90	0	-

File CSEC6D							
#	Name	Label	Type	Format	Valid	Invalid	Question
1	Final_EA_..	Enumeration Area Unique identifier	discrete	character-12	3212	0	-
2	interview_..	Unique 32-character long identifier of the interview	discrete	character-32	3212	0	-
3	communit_..	Community need, action and achievements [ITEM] (roster)	discrete	numeric-6.0	3212	0	-
4	s6dq1	1. During the past 5 years, has any of the community members ever approached the	discrete	numeric-6.0	3128	84	-
5	s6dq2	2. During the past 5 years, has the LC1 or other village leader or political le	discrete	numeric-6.0	3128	84	-
6	s6dq3	3. ENUMERATOR: IS THE ANSWER YES TO EITHER QUESTION 1 OR QUESTION 2	discrete	numeric-6.0	3128	84	-
7	s6dq4	4. During the past 5 years, even if there was no communal or leadership action t	discrete	numeric-6.0	2761	451	-
8	s6dq5	5. During the past 5 years, did the community members (besides LC! and other loc	discrete	numeric-6.0	367	2845	-
9	s6dq6	6. Under whose leadership was the meeting(s) organized?	discrete	numeric-6.0	180	3032	-
10	s6dq7	7. Was the meeting successful in determining the steps that were needed to be tak	discrete	numeric-6.0	180	3032	-
11	s6dq08a	8a. To address the need for [ITEM], what actions did the community take? (1/3)	discrete	numeric-40.0	367	2845	-
12	s6dq08b	8b. To address the need for [ITEM], what actions did the community take? (2/3)	discrete	numeric-40.0	163	3049	-

File CSEC6D							
#	Name	Label	Type	Format	Valid	Invalid	Question
13	s6dq08c	8c. To address the need for [ITEM], what actions did the community take? (3/3)	discrete	numeric-40.0	42	3170	-
14	s6dq09	9. ENUMERATOR: DID THE COMMUNITY TAKE ANY ACTION TO ADDRESS NEED FOR %rosteritl	discrete	numeric-6.0	367	2845	-
15	s6dq10	10. Was the need for %rosteritl% addressed?	discrete	numeric-6.0	463	2749	-
16	s6dq11	11. When was the need for the %rosteritl% addressed? YEAR [4-DIGIT]	discrete	numeric-6.0	202	3010	-
17	s6dq12a	12a. What was/will be the source of the funds for [ITEM]? (1/3)	discrete	numeric-34.0	203	3009	-
18	s6dq12b	12b. What was/will be the source of the funds for [ITEM]? (2/3)	discrete	numeric-34.0	59	3153	-
19	s6dq12c	12c. What was/will be the source of the funds for [ITEM]? (3/3)	discrete	numeric-34.0	6	3206	-
20	s6dq13	13. What was/will be the total funding for %rosteritl%?	continuous	numeric-6.0	131	3081	-
21	s6dq14	14. What was/will be the total amount of money contributed by community members?	continuous	numeric-6.0	202	3010	-
22	s6dq15	15. How were/will be the contributions raised?	discrete	numeric-6.0	21	3191	-
23	s6dq16	16. To address the need for %rosteritl%, did the community members contribute	discrete	numeric-6.0	202	3010	-
24	s6dq17a	17a. Community members contributed in kind with manual labour?	discrete	numeric-6.0	45	3167	-
25	s6dq17b	17b. Community members contributed in kind by serving in the project committee?	discrete	numeric-6.0	45	3167	-
26	s6dq17c	17c. Community members contributed in kind with material input?	discrete	numeric-6.0	45	3167	-
27	s6dq17d	17d. Community members contributed in kind in other ways	discrete	numeric-6.0	45	3167	-

File CSEC6E							
#	Name	Label	Type	Format	Valid	Invalid	Question
1	Final_EA..	Enumeration Area Unique identifier	discrete	character-12	1535	0	-

File CSEC6E							
#	Name	Label	Type	Format	Valid	Invalid	Question
2	interview..	Unique 32-character long identifier of the interview	discrete	character-32	1535	0	-
3	Communal..	Type of resource (roster)	discrete	numeric-6.0	1535	0	-
4	s6eq01	Does the community own any communal [RESOURCE]?	discrete	numeric-6.0	1418	117	-
5	s6eq02	2. Is the community able to determine independently the rules of access and use	discrete	numeric-6.0	43	1492	-
6	s6eq03	3. Is the communal %rosteritle% recognized by the district council?	discrete	numeric-6.0	43	1492	-
7	s6eq04	4. Is the communal %rosteritle% challenged or disputed by neighboring villages	discrete	numeric-6.0	43	1492	-
8	s6eq05	5. Is the communal %rosteritle% sometimes used by outsiders or neighboring vill	discrete	numeric-6.0	43	1492	-
9	s6eq06	6. Does the community have any specific exclusion mechanism targeted at keeping	discrete	numeric-6.0	43	1492	-
10	s6eq07a	How community manage to exclude outsiders from using communal [RESOURCE] (1/3)	discrete	numeric-22.0	6	1529	-
11	s6eq07b	How community manage to exclude outsiders from using communal [RESOURCE] (2/3)	discrete	numeric-22.0	2	1533	-
12	s6eq07c	How community manage to exclude outsiders from using communal [RESOURCE] (3/3)	discrete	numeric-22.0	2	1533	-
13	s6eq08a	What forms of restriction used of communal [RESOURCE]? (1/3)	discrete	numeric-40.0	43	1492	-
14	s6eq08b	What forms of restriction used of communal [RESOURCE]? (2/3)	discrete	numeric-40.0	0	1535	-
15	s6eq08c	What forms of restriction used of communal [RESOURCE]? (3/3)	discrete	numeric-40.0	0	1535	-
16	s6eq09a	How does community ensure compliance for communal [RESOURCE]? (1/3)	discrete	numeric-33.0	43	1492	-
17	s6eq09b	How does community ensure compliance for communal [RESOURCE]? (2/3)	discrete	numeric-33.0	9	1526	-
18	s6eq09c	How does community ensure compliance for communal [RESOURCE]? (3/3)	discrete	numeric-33.0	3	1532	-

File CSEC6E

#	Name	Label	Type	Format	Valid	Invalid	Question
19	s6eq10	10. In general, how effective are community policies to ensure compliance concer	discrete	numeric-6.0	43	1492	-
20	s6eq11	11. In the past 12 months , has government taken over any communal %rosteritle%	discrete	numeric-6.0	43	1492	-
21	s6eq12	12. What was the reason for the government takeover?	discrete	numeric-6.0	4	1531	-
22	s6eq13	13. In the past 12 months , has a neigh-boring village taken over any communal %	discrete	numeric-6.0	43	1492	-
23	s6eq14	14. Did the community lose rights to previously communal %rosteritle% following	discrete	numeric-6.0	0	1535	-

File CSEC11_0

#	Name	Label	Type	Format	Valid	Invalid	Question
1	Final_EA_.	Enumeration Area Unique identifier	discrete	character-12	307	0	-
2	intervie_.	Unique 32-character long identifier of the interview	discrete	character-32	307	0	-
3	s11q01	Are you aware of the Government Safety Net programmes?	discrete	numeric-6.0	285	22	-

File GSEC1

#	Name	Label	Type	Format	Valid	Invalid	Question
1	hhid	Unique household identifier in 2019/20	discrete	character-32	3098	0	-
2	hhidold	Unique hh indentifier for wave7 :SUSO	discrete	character-32	3029	0	-
3	batch	Household batch	continuous	numeric-8.0	2986	112	-
4	region	4 Region	discrete	numeric-10.0	3095	3	-
5	regurb	4 Region by Urban /Rural	discrete	numeric-13.2	3098	0	-
6	subreg	15 Sub region	discrete	numeric-13.0	3095	3	-
7	district	District Name	discrete	character-13	3097	0	-
8	dc_2018	District Code	continuous	numeric-10.0	3095	3	-
9	s1aq02a	2. County/Municipality	discrete	character-31	3097	0	-
10	cc_2018	County/Municipality Code	discrete	numeric-6.0	3094	4	-
11	s1aq03a	3. Sub-County/Division/ Town Council	discrete	character-27	3097	0	-
12	sc_2018	Sub-County/Division/Town Council Code	continuous	numeric-6.0	3095	3	-
13	s1aq04a	4. Parish/Ward	discrete	character-20	3097	0	-
14	pc_2018	Parish/Ward Code	discrete	numeric-6.0	3095	3	-

File GSEC1							
#	Name	Label	Type	Format	Valid	Invalid	Question
15	urban	7. Rural/Urban	discrete	numeric-6.0	3078	20	-
16	response ..	Response Status	discrete	numeric-14.0	3098	0	-
17	year	Year of Interview	discrete	character-4	3078	0	-
18	month	Month of Interview	discrete	character-2	3078	0	-
19	day	Day of Interview	discrete	character-2	3078	0	-
20	wave	Wave 8 data set	discrete	numeric-9.0	3098	0	-
21	wgt	Cross sectional weight 2019/2020	continuous	numeric-9.2	3098	0	-

File GSEC2							
#	Name	Label	Type	Format	Valid	Invalid	Question
1	hhid	Unique household identifier in 2019/20	discrete	character-32	16056	0	-
2	PID	PERSON IDENTIFIER in 2019/20	continuous	numeric-6.0	16056	0	-
3	pid_unps ..	PERSON IDENTIFIER in 2018/19	discrete	character-7	14544	0	-
4	h2q3	3. Sex	discrete	numeric-6.0	16054	2	-
5	h2q4	4. What is the relationship of %rosteritle% to the head of the household?	discrete	numeric-40.0	16051	5	-
6	h2q7	7. What is the residential status of [NAME]?	discrete	numeric-40.0	16051	5	-
7	h2q5	5. During the past 12 months, how many months did [NAME] live here?	discrete	numeric-6.0	15765	291	-
8	h2q6	6. If [NAME] has not stayed for 12 months, what is the main reason for absence?	discrete	numeric-40.0	2199	13857	-
9	h2q8	8. How old is [NAME] in completed years? IF LESS THAN ONE YEAR, WRITE 0	continuous	numeric-6.0	15776	280	-
10	h2q9a	9a. What is the date of birth of [NAME]? DAY	continuous	numeric-6.0	15776	280	-
11	h2q9b	9b. What is the date of birth of [NAME]? MONTH	discrete	numeric-40.0	15776	280	-
12	h2q9c	9c. What is the date of birth of [NAME]? YEAR	continuous	numeric-6.0	15776	280	-
13	h2q10	10. What is the present marital status of [NAME]?	discrete	numeric-40.0	11230	4826	-

File GSEC2B							
#	Name	Label	Type	Format	Valid	Invalid	Question
1	hhid	Unique household identifier in 2019/20	discrete	character-32	15776	0	-

File GSEC2B							
#	Name	Label	Type	Format	Valid	Invalid	Question
2	PID	PERSON IDENTIFIER in 2019/20	continuous	numeric-6.0	15776	0	-
3	pid_unps_..	PERSON IDENTIFIER in 2018/19	discrete	character-7	14527	0	-
4	s2bq1_1	RECORD THE PERSON RESPONDING FOR %rosteritle%	discrete	numeric-6.0	15710	66	-
5	h2bq02	2. Did %rosteritle% make a domestic trip outside their usual env - last 3 month	discrete	numeric-6.0	15711	65	-
6	h2bq03	3. Did %rosteritle% travel alone or as a family group or other group?	discrete	numeric-40.0	692	15084	-
7	h2bq04	4. How many nights did %rosteritle% spend on this trip?	continuous	numeric-6.0	692	15084	-
8	h2qb05A	5a. What was the main purpose of %rosteritle's% trip?	discrete	numeric-40.0	692	15084	-
9	h2qb05B	5b. What was the secondary purpose of %rosteritle's% trip?	discrete	numeric-40.0	20	15756	-
10	h2bq06	6. Did %rosteritle% travel independently or he/she booked a package tour?	discrete	numeric-6.0	692	15084	-
11	h2bq07a	7a. spend in total for his/her trip	continuous	numeric-8.0	692	15084	-
12	s2bq07b1	7b1. Expense on accommodation	continuous	numeric-8.0	692	15084	-
13	s2bq07b2	7b2. Expense on food and beverages	continuous	numeric-8.0	692	15084	-
14	s2bq07b3a	7b3_1. Expenses on passenger transport	continuous	numeric-8.0	692	15084	-
15	s2bq07b3b	7b3_2. Expense on transport equipment, rental services eg vehicle hire and boat	continuous	numeric-8.0	692	15084	-
16	s2bq07b4a	7b4. Expenses on sports & recreational activities	continuous	numeric-8.0	692	15084	-
17	s2bq07b4b	7b4_1. Expense on travel agencies and other reservation services	continuous	numeric-8.0	692	15084	-
18	s2bq07b5	7b5. Other Expenses (specify)	continuous	numeric-8.0	72	15704	-
19	h2bq07b6	7b6. Expenditures that cannot be broken down	continuous	numeric-8.0	692	15084	-

File GSEC2C							
#	Name	Label	Type	Format	Valid	Invalid	Question
1	hhid	Unique household identifier in 2019/20	discrete	character-32	1036	0	-

File GSEC2C							
#	Name	Label	Type	Format	Valid	Invalid	Question
2	PID	PERSON IDENTIFIER in 2019/20	discrete	numeric-6.0	1036	0	-
3	s2cq1_1	1.1. PID of the person responding for [NAME]	discrete	numeric-6.0	1033	3	-
4	s2cq2	2. Has %rosteritle% ever received cash or in-kind (e.g. food or rent) assistanc	discrete	numeric-6.0	1033	3	-
5	s2cq3	3. Does %rosteritle% know the name of the programme?	discrete	numeric-6.0	90	946	-
6	programm ..	3.1. What is the name of the programme?	discrete	character-39	63	0	-
7	s2cq3_2	3.2 When was the last time %rosteritle% received assistance through %programmeN	continuous	numeric-6.0	90	946	-
8	s2cq4	4. How much assistance / cash was received then from %programmeName% ?	continuous	numeric-6.0	90	946	-
9	s2cq6	6. How often should %rosteritle% receive the assistance from %programmeName% ?	discrete	numeric-6.0	90	946	-
10	s2cq7	7. Does %rosteritle% receive the assistance from %programmeName% on time?	discrete	numeric-6.0	90	946	-
11	s2cq8	8. Does %rosteritle% always receive the right amount of assistance from %progra	discrete	numeric-6.0	90	946	-

File GSEC4							
#	Name	Label	Type	Format	Valid	Invalid	Question
1	hhid	Unique household identifier in 2019/20	discrete	character-32	14494	0	-
2	PID	PERSON IDENTIFIER in 2019/20	continuous	numeric-6.0	14494	0	-
3	pid_unps ..	Wave7 UNPS Person ID (Preloaded)	discrete	character-7	13745	0	-
4	s4q02	2. Is %rosteritle% answering for himself or herself?	discrete	numeric-6.0	14494	0	-
5	s4q03	3. Who is the person responding for %rosteritle% ?	discrete	numeric-6.0	9920	4574	-
6	s4q04	4. Can %rosteritle% read and write with understanding in any language?	discrete	numeric-30.0	14494	0	-
7	s4q04_1	4_1. SHOW LITERACY CARD. RECORD WHETHER RESPONDENT IS ABLE TO READ.	discrete	numeric-30.0	4570	9924	-
8	s4q05	5. Has [NAME] ever attended any formal school?	discrete	numeric-30.0	14494	0	-

File GSEC4							
#	Name	Label	Type	Format	Valid	Invalid	Question
9	s4q06	6. Why has [NAME] not attended school?	discrete	numeric-30.0	1787	12707	-
10	s4q07	7. What was the highest grade/class that %roster% completed ?	discrete	numeric-40.0	6382	8112	-
11	s4q08	8. What was the main reason that %roster% left school?	discrete	numeric-40.0	6382	8112	-
12	s4q09	9. What grade/class was %roster% attending in [LAST COMPLETED SCHOOL YEAR]?	discrete	numeric-40.0	6323	8171	-
13	s4q10	10. What grade/class is %roster% currently attending?	discrete	numeric-40.0	6324	8170	-
14	s4q11	11. Who manages the school %roster% attends?	discrete	numeric-40.0	6325	8169	-
15	s4q12	12. What type of school is %roster% currently attending?	discrete	numeric-40.0	6324	8170	-
16	s4q7_1a	7_1a. What is the duration of %roster%'s course/ programme?	continuous	numeric-6.0	232	14262	-
17	s4q7_1b	7_1b. What is the duration of %roster%'s course/ programme? [unit]	discrete	numeric-6.0	232	14262	-
18	s4q07a	7_2. Current YEAR %roster% is attending?	discrete	numeric-6.0	225	14269	-
19	s4q07_3_1	7_3_1. Full name of programme	discrete	character-69	941	0	-
20	s4q7_3	7_3. Full name of programme Code	discrete	numeric-6.0	935	13559	-
21	s4q12_1	12_1. Is %roster% currently boarding at school?	discrete	numeric-6.0	2311	12183	-
22	s4q12_2	12_2. Is the Household still in the same location?	discrete	numeric-6.0	6318	8176	-
23	s4q13	13. Distance to the school in km?	continuous	numeric-6.2	5167	9327	-
24	s4q14	14. Time in minutes	continuous	numeric-6.0	5174	9320	-
25	s4q14b	14b. Mode of transport	discrete	numeric-30.0	5182	9312	-
26	h4q15h	15h. Amount spent on SCHOOL FEES for %roster%'s schooling - past 12 months	continuous	numeric-6.0	5572	8922	-
27	h4q15i	15i. Amount spent on REGISTRATION FEES for %roster%'s schooling - past 12 m	continuous	numeric-6.0	1573	12921	-
28	h4q15j	15j. Amount spent on EXAM FEES for %roster%'s schooling - past 12 months	continuous	numeric-6.0	3429	11065	-

File GSEC4							
#	Name	Label	Type	Format	Valid	Invalid	Question
29	h4q15e	15e. Amount spent on BOARDING FEES for %roster% 's schooling - past 12 month	continuous	numeric-6.0	632	13862	-
30	h4q15b	15b. Amount spent on UNIFORMS for %roster% 's schooling - past 12 months	continuous	numeric-6.0	2850	11644	-
31	h4q15c	15c. Amount spent on BOOKS for %roster% 's schooling - past 12 months	continuous	numeric-6.0	5944	8550	-
32	h4q15d	15d. Amount spent on TRANSPORT for %roster% 's schooling - past 12 months	continuous	numeric-6.0	1128	13366	-
33	h4q15k	15k. Amount spent on EXPENSES IN DAY CARE FACILITY for %roster% - past 12 m	continuous	numeric-6.0	12	14482	-
34	s4h15f	15f. Amount spent on OTHER EXPENSES for %roster% 's schooling - past 12 mont	continuous	numeric-6.0	3526	10968	-
35	h4q15g_1	15f_1. Amount spent on EXPENSES THAT CANNOT BE BROKEN DOWN for schooling - past	continuous	numeric-6.0	934	13560	-
36	h4q15g	15g. Amount spent on TOTAL EXPENSES for %roster% 's schooling - past 12 mont	continuous	numeric-6.0	6087	8407	-
37	s4q16	16. Is %roster% currently receiving a scholarship or subsidy ..	discrete	numeric-6.0	6316	8178	-
38	s4q17	17. Main source of funding	discrete	numeric-30.0	3055	11439	-
39	s4q18	18. Does %roster% get meals at school?	discrete	numeric-40.0	5180	9314	-

File GSEC5							
#	Name	Label	Type	Format	Valid	Invalid	Question
1	hhid	Unique household identifier in 2019/20	discrete	character-32	15712	0	-
2	PID	PERSON IDENTIFIER in 2019/20	continuous	numeric-6.0	15712	0	-
3	s5q02	2.IS [NAME] ANSWERING FOR HIMSELF OR HERSELF?	discrete	numeric-6.0	15712	0	-
4	s5q03	3. WHO IS THE PERSON RESPONDING FOR [NAME]?	discrete	numeric-6.0	11200	4512	-
5	s5q04	4. During the past 30 days, did [NAME] suffer from any illness or injury?	discrete	numeric-6.0	15712	0	-

File GSEC5

#	Name	Label	Type	Format	Valid	Invalid	Question
6	s5q05	5. For how many days did [NAME] suffer due to illness or injury?	continuous	numeric-6.0	4694	11018	-
7	s5q06	6. For how many days did [NAME] have to stop doing usual his/her activities ?	continuous	numeric-6.0	4694	11018	-
8	s5q07a	7a. First primary symptom	discrete	numeric-29.0	4694	11018	-
9	s5q07b	7b. Second primary symptom	discrete	numeric-29.0	0	15712	-
10	s5q08	8. Was anyone consulted in last 30 days (doctor, nurse, pharmacist or tradit hea	discrete	numeric-6.0	4694	11018	-
11	s5q09	9. Why was no one consulted for the major illness?	discrete	numeric-6.0	471	15241	-
12	s5q10	10. Where did [NAME] go for the first consultation (past 30 days)?	discrete	numeric-6.0	4223	11489	-
13	s5q11_1	11_1. Was [NAME] an outpatient or an inpatient?	discrete	numeric-6.0	3279	12433	-
14	s5q11	11. Distance to the place where this treatment was sought for in km	continuous	numeric-6.2	4185	11527	-
15	h5q12a	12a. Amount hh spent in past 30 days on [NAME]'s health on CONSULTATION FEES	continuous	numeric-6.0	4223	11489	-
16	h5q12b	12b. Amount hh spent in past 30 days on [NAME]'s health on MEDICINES	continuous	numeric-6.0	4223	11489	-
17	h5q12c	12c. Amount hh spent in past 30 days on [NAME]'s health on HOSPITAL/CLINICAL CHA	continuous	numeric-6.0	4223	11489	-
18	h5q12d	12d. Amount hh spent in past 30 days on [NAME]'s health on TRADITIONAL DOCTORS/M	continuous	numeric-6.0	4223	11489	-
19	h5q12e	12e. Amount hh spent in past 30 days on [NAME]'s health on TRANSPORT TO and FROM	continuous	numeric-6.0	4223	11489	-
20	h5q12f	12f. Amount hh spent in past 30 days on [NAME]'s health on OTHER expenses	continuous	numeric-6.0	4223	11489	-
21	h5q12f_1	12f_1. Amount hh spent on EXPENDITURES THAT CANNOT BE BROKEN DOWN for [NAME]'s	continuous	numeric-6.0	4223	11489	-
22	h5q12g	12g. Total amount hh spent in past 30 days on [NAME]'s heath and medical care	continuous	numeric-6.0	4223	11489	-

File GSEC6_1

#	Name	Label	Type	Format	Valid	Invalid	Question
---	------	-------	------	--------	-------	---------	----------

File GSEC6_1							
#	Name	Label	Type	Format	Valid	Invalid	Question
1	hhid	Unique household identifier in 2019/20	discrete	character-32	15776	0	-
2	PID	PERSON IDENTIFIER in 2019/20	continuous	numeric-6.0	15776	0	-
3	s6q02	2. ID CODE OF RESPONDENT	discrete	numeric-6.0	2149	13627	-
4	s6q03	RELATIONSHIP OF RESPONDENT TO CHILD	discrete	numeric-6.0	2149	13627	-
5	s6q04	4. Age of child in months	continuous	numeric-6.0	2130	13646	-
6	sq05_1	5.1. IS CHILD LESS THAN 24 MONTH S OLD?	discrete	numeric-6.0	2130	13646	-
7	s6q06	6. Has %roster% ever been breastfed in his/her life?	discrete	numeric-6.0	754	15022	-
8	s6q07_1	7.1 How long after birth did %roster% start breast-feeding?	discrete	numeric-6.0	718	15058	-
9	s6q07_2	7.2. In the first three days after delivery, was %roster% given anything to	discrete	numeric-6.0	718	15058	-
10	s6q07_3a	7.3 What was %roster% given to drink?:milk other than breast milk	discrete	numeric-6.0	123	15653	-
11	s6q07_3b	7.3 What was %roster% given to drink?:plain water	discrete	numeric-6.0	123	15653	-
12	s6q07_3c	7.3 What was %roster% given to drink?:sugar or glucose water	discrete	numeric-6.0	123	15653	-
13	s6q07_3d	7.3 What was %roster% given to drink?: gripe water	discrete	numeric-9.0	0	15776	-
14	s6q07_3e	7.3 What was %roster% given to drink?:sugar salt water solution	discrete	numeric-6.0	123	15653	-
15	s6q07_3f	7.3 What was %roster% given to drink?:fruit juice	discrete	numeric-6.0	123	15653	-
16	s6q07_3g	7.3 What was %roster% given to drink?:infant formula	discrete	numeric-6.0	123	15653	-
17	s6q07_3h	7.3 What was %roster% given to drink?:tea/infusions	discrete	numeric-6.0	123	15653	-
18	s6q07_3i	7.3 What was %roster% given to drink?:coffee	discrete	numeric-6.0	123	15653	-
19	s6q07_3j	7.3 What was %roster% given to drink?:honey	discrete	numeric-6.0	123	15653	-
20	s6q07_3x	7.3 What was %roster% given to drink?:other (specify)	discrete	numeric-6.0	123	15653	-
21	s6q13_1	13. Was [NAME] breastfed yesterday during the day or at night?	discrete	numeric-6.0	718	15058	-

File GSEC6_1							
#	Name	Label	Type	Format	Valid	Invalid	Question
22	s6q14_2	14. Did [NAME] drink anything from a bottle with a nipple yesterday or last night	discrete	numeric-6.0	718	15058	-
23	h6q12a	12a. Food/liquid taken yesterday: plain water	discrete	numeric-6.0	780	14996	-
24	h6q12b	12b. Food/liquid taken yesterday: infant formula	discrete	numeric-6.0	780	14996	-
25	h6q12c	12c. Food/liquid taken yesterday: milk	discrete	numeric-6.0	780	14996	-
26	h6q12d	12d. Food/liquid taken yesterday: juice	discrete	numeric-6.0	780	14996	-
27	h6q12e	12e. Food/liquid taken yesterday: clear broth or soup	discrete	numeric-6.0	780	14996	-
28	h6q12f	12f. Food/liquid taken yesterday: yogurt or sour milk	discrete	numeric-6.0	780	14996	-
29	h6q12g	12g. Food/liquid taken yesterday: thin porridge	discrete	numeric-6.0	780	14996	-
30	h6q12h	12h. Food/liquid taken yesterday: tea/coffee	discrete	numeric-6.0	780	14996	-
31	h6q12i	12i. Food/liquid taken yesterday: alcohol	discrete	numeric-6.0	780	14996	-
32	h6q12j	12j. Food/liquid taken yesterday: herbal liquid	discrete	numeric-6.0	780	14996	-
33	h6q12k	12k. Food/liquid taken yesterday: any other liquid	discrete	numeric-6.0	780	14996	-
34	h6q12_1a	12_1a. Since this time yesterday, how many times was infant formula consumed?	discrete	numeric-6.0	20	15756	-
35	h6q12_1b	12_1b. Since this time yesterday, how many times was milk consumed?	discrete	numeric-6.0	190	15586	-
36	h6q12_1c	12_1c. Since this time yesterday, how many times was yogurt/sour milk consumed?	discrete	numeric-6.0	28	15748	-
37	s6q30b	30. Did the child consume orange flesh sweet potato (SHOW PHOTO) during the last	discrete	numeric-6.0	2149	13627	-
38	s6q14	14. Has %rostartitle% received a Vitamin A capsule in the last 6 months?	discrete	numeric-6.0	2114	13662	-
39	s6q15a	15a. Vitamin A came from routine visits to health facility	discrete	numeric-6.0	1229	14547	-
40	s6q15b	15b. Vitamin A came from sick child visit to health facility	discrete	numeric-6.0	1229	14547	-
41	s6q15c	15c. Vitamin A came from child health days	discrete	numeric-6.0	1229	14547	-

File GSEC6_1							
#	Name	Label	Type	Format	Valid	Invalid	Question
42	s6q15x	15x. Vitamin A came from other (specify)	discrete	numeric-6.0	1229	14547	-
43	s6q15z	15z. Vitamin A came from: don't know	discrete	numeric-6.0	1229	14547	-
44	s6q30	33. During the most recent CHILD HEALTH DAY was %rosteritle% given DRUGS for in	discrete	numeric-6.0	2149	13627	-
45	s6q16	16. Has %rosteritle% had diarrhea in the last 2 weeks?	discrete	numeric-6.0	2149	13627	-
46	s6q17	17. If %rosteritle% had diarrhea, was there blood in it?	discrete	numeric-6.0	183	15593	-
47	s6q18a	18a. Fluid from ORS sachet and Zinc	discrete	numeric-6.0	183	15593	-
48	s6q18b	18b. Recommended homemade fluid (sugar/salt solution)	discrete	numeric-6.0	183	15593	-
49	s6q18c	18c. Other	discrete	numeric-6.0	183	15593	-
50	s6q19	19. During %rosteritle%'s last episode of diarrhea, did he/she drink much less,	discrete	numeric-6.0	183	15593	-
51	s6q20	20. During %rosteritle%'s last episode of diarrhea, did he/she eat less, about	discrete	numeric-6.0	183	15593	-
52	s6q21	21. Has %rosteritle% had a cough during which he/she breathed faster than usual	discrete	numeric-6.0	2149	13627	-
53	s6q22	22. Has %rosteritle% had fever in the last two weeks?	discrete	numeric-6.0	2149	13627	-
54	s6q23	23. From where did you seek care for %rosteritle%	discrete	numeric-6.0	726	15050	-
55	h6q31_1	31.1 Do you have EASY access to malaria testing for %rosteritle% in terms of di	discrete	numeric-6.0	2149	13627	-
56	h6q31a	31A. Close/affordable malaria treatment through Government community or private	discrete	numeric-6.0	2149	13627	-
57	h6q31b	31B. Close/affordable malaria treatment through Medicine vendors or drug shops	discrete	numeric-6.0	2149	13627	-
58	s6q24	24. Has %rosteritle% received a measles vaccination? SHOW VACCINATION SPOT-UPP	discrete	numeric-6.0	2146	13630	-
59	s6q25	25. Has %rosteritle% received a DPT3 vaccination?	discrete	numeric-6.0	2147	13629	-
60	h6q32	Did %rosteritle% sleep under a mosquito net last night?	discrete	numeric-6.0	2149	13627	-

File GSEC6_2

#	Name	Label	Type	Format	Valid	Invalid	Question
1	hhid	Unique identifier in 2019/20	discrete	character-32	544	0	-
2	PID	SELECT THE YOUNGEST CHILD	discrete	numeric-6.0	544	0	-
3	t2a_ta	Did [YOUNGEST CHILD] eat food made from GRAINS yesterday?	discrete	numeric-10.0	542	2	-
4	t2a_tb	Did [YOUNGEST CHILD] eat ORANGE-COLORED VEGETABLES yesterday?	discrete	numeric-10.0	536	8	-
5	t2a_tc	Did [YOUNGEST CHILD] eat food made from ROOT VEGETABLES yesterday?	discrete	numeric-10.0	538	6	-
6	t2a_td	Did [YOUNGEST CHILD] eat DARK LEAFY VEGETABLES yesterday?	discrete	numeric-10.0	541	3	-
7	t2a_te	Did [YOUNGEST CHILD] eat FRUITS WITH ORANGE FLESH yesterday?	discrete	numeric-10.0	536	8	-
8	t2a_tf	Did [YOUNGEST CHILD] eat ANY OTHER VEGETABLE or FRUIT yesterday?	discrete	numeric-10.0	538	6	-
9	t2a_tg	Did [YOUNGEST CHILD] eat ORGAN MEAT yesterday?	discrete	numeric-10.0	536	8	-
10	t2a_th	Did [YOUNGEST CHILD] eat MEAT yesterday?	discrete	numeric-10.0	536	8	-
11	t2a_ti	Did [YOUNGEST CHILD] eat EGGS yesterday?	discrete	numeric-10.0	535	9	-
12	t2a_tj	Did [YOUNGEST CHILD] eat FISH/SEAFOOD yesterday?	discrete	numeric-10.0	533	11	-
13	t2a_tk	Did [YOUNGEST CHILD] eat food made from PULSES yesterday?	discrete	numeric-10.0	540	4	-
14	t2a_tl	Did [YOUNGEST CHILD] eat MILK PRODUCTS yesterday?	discrete	numeric-10.0	536	8	-
15	t2a_tm	Did [YOUNGEST CHILD] eat OIL/FATS/GHEE/ BUTTER yesterday?	discrete	numeric-10.0	536	8	-
16	t2a_tm1	Did [YOUNGEST CHILD] eat SHEA NUT/OTHER LOCAL FATS yesterday?	discrete	numeric-10.0	536	8	-
17	t2a_tn	Did [YOUNGEST CHILD] eat SUGARY FOODS yesterday?	discrete	numeric-10.0	536	8	-
18	t2a_to	Did [YOUNGEST CHILD] eat CONDIMENTS/SPICES/ HERBS yesterday?	discrete	numeric-10.0	536	8	-

File GSEC6_2							
#	Name	Label	Type	Format	Valid	Invalid	Question
19	t2a_tp	Did [YOUNGEST CHILD] eat EDIBLE INSECTS yesterday?	discrete	numeric-10.0	536	8	-
20	t2a_tq	Did [YOUNGEST CHILD] eat RED PALM OIL/ NUT/OR PULP SAUCE yesterday?	discrete	numeric-10.0	535	9	-
21	t2a_tr	Did [YOUNGEST CHILD] drink TEA yesterday?	discrete	numeric-10.0	538	6	-
22	t2a_ts	Did [YOUNGEST CHILD] eat DIRT/EARTH/CLAY yesterday?	discrete	numeric-10.0	537	7	-
23	t2a_tt	Did [YOUNGEST CHILD] eat any SOLID/SEMI-SOLID/SOFT FOODS yesterday?	discrete	numeric-10.0	536	8	-
24	t3	How many times did [YOUNGEST CHILD] eat any SOLID/SEMI-SOLID/ SOFT FOODS yesterda	discrete	numeric-6.0	543	1	-

File GSEC6_3							
#	Name	Label	Type	Format	Valid	Invalid	Question
1	hhid	Unique household identifier in 2019/20	discrete	character-32	1462	0	-
2	PID	PERSON IDENTIFIER in 2019/20	continuous	numeric-6.0	1462	0	-
3	t31	T3-1. Has any CHW in your village talked to you about how to feed [YOUNGEST CHIL	discrete	numeric-6.0	1462	0	-
4	t32	T3-2. In which setting did the village CHW talk to you about how to feed [YOUNGE	discrete	numeric-6.0	234	1228	-
5	t33	T3-1. Has any health center staff talked to you about how to feed [YOUNGEST CHIL	discrete	numeric-6.0	1462	0	-
6	t34	T3-4. In which setting did the health center staff talk to you about how to feed	discrete	numeric-6.0	457	1005	-
7	t35	T3-5. Was [YOUNGEST CHILD] given a box of 30 micronut powders in the last 2 mont	discrete	numeric-6.0	1462	0	-
8	t36	T3-6. How many micronutr. pow. sachets did [YOUNGEST CHILD] consume in last 7 da	discrete	numeric-6.0	28	1434	-

File GSEC6_4							
#	Name	Label	Type	Format	Valid	Invalid	Question

File GSEC6_4

#	Name	Label	Type	Format	Valid	Invalid	Question
1	hhid	Wave 8 ID	discrete	character-32	1823	0	-
2	PID	Id in t0_hhroster	discrete	numeric-6.0	1823	0	-
3	childFoo...	Id in childFoodDiversity	discrete	numeric-6.0	1823	0	-
4	T2_c	How many days in the past 7 did [YOUNGEST CHILD] eat [TYPE OF FOOD]?	continuous	numeric-6.0	1823	0	-

File GSEC6_5

#	Name	Label	Type	Format	Valid	Invalid	Question
1	hhid	Unique household identifier in 2019/20	discrete	character-32	15480	0	-
2	PID	PERSON IDENTIFIER in 2019/20	continuous	numeric-6.0	15480	0	-
3	s6q26_2	Is %rosteritle% available for measurement?	discrete	numeric-6.0	15480	0	-
4	s6q29_1	29_1. WEIGHT RESULT	discrete	numeric-6.0	10093	5387	-
5	s6q27a	27a. WEIGHT OF HOUSEHOLD MEMBER	continuous	numeric-6.2	9831	5649	-
6	s6q29	29. HEIGHT RESULT	discrete	numeric-6.0	10093	5387	-
7	s6q28_1	28_1. How will height be measured	discrete	numeric-6.0	9797	5683	-
8	s6q28a	28a. Length (cm) lying down (child <24 months or <= 85 cm) 1st measurement	continuous	numeric-6.2	383	15097	-
9	s6q28a2	28a2. Length (cm) lying down (child <24 months or <= 85 cm) 2nd measurement	continuous	numeric-6.2	383	15097	-
10	s6q28b	28a. Height (cm) standing up (>24 months or >= 85 cm) 1st measurement	continuous	numeric-6.2	9412	6068	-
11	s6q28b2	28a. Height (cm) standing up (>24 months or >= 85 cm) 2nd measurement	continuous	numeric-6.2	9412	6068	-
12	s6q26	26. Does %rosteritle% have Oedema?	discrete	numeric-6.0	2134	13346	-
13	s6q29_3	29_3. WCResult	discrete	numeric-6.0	5313	10167	-
14	s6q33	33. Waist circumference	continuous	numeric-6.2	4869	10611	-
15	s6q33_1	33. Waist circumference	continuous	numeric-6.2	4869	10611	-
16	s6q29_8	29_8. BP Result	discrete	numeric-6.0	5313	10167	-
17	s6q34aa	34. Blood pressure 1 Systolic	continuous	numeric-6.0	5124	10356	-
18	s6q34bb	34. Blood pressure 1 diastolic	continuous	numeric-6.0	5124	10356	-
19	s6q35a	35. Blood pressure 2 Systolic	continuous	numeric-6.0	5124	10356	-
20	s6q35b	35. Blood pressure 2 diastolic	continuous	numeric-6.0	5124	10356	-
21	s6q36a	36. Blood pressure 3 Systolic	continuous	numeric-6.0	5123	10357	-
22	s6q36b	36. Blood pressure 3 diastolic	continuous	numeric-6.0	5123	10357	-

File GSEC6_5

#	Name	Label	Type	Format	Valid	Invalid	Question
23	s6q36_1	36_1.Was referral for hypertension given?	discrete	numeric-6.0	640	14840	-
24	s6q37	37. In the past 2 weeks have you taken any drugs [medication] for diabetes [or h	discrete	numeric-6.0	5313	10167	-
25	s638	38. In the past 2 weeks have you taken any drugs [medication] for raised blood p	discrete	numeric-6.0	5313	10167	-

File GSEC7_1

#	Name	Label	Type	Format	Valid	Invalid	Question
1	hhid	Unique household identifier in 2019/20	discrete	character-32	3078	0	-
2	s11q01	S6 q1. What was the hh's most important earning source in the last 12 months?	discrete	numeric-6.0	3065	13	-
3	h11q02	CB02. How often do you receive money from the main source of income?	discrete	numeric-6.0	3065	13	-
4	CB05	CB05. Which description most closely matches your own definition of savings?	discrete	numeric-6.0	3065	13	-
5	CB06A	CB06A. Saving mechanism used: at home/secret place	discrete	numeric-6.0	3040	38	-
6	CB06B	CB06B. Saving mechanism used: commercial bank	discrete	numeric-6.0	3042	36	-
7	CB06C	CB06C. Saving mechanism used: microfinance deposit-taking institution (MDI)	discrete	numeric-6.0	3036	42	-
8	CB06D	CB06D. Saving mechanism used: SACCO	discrete	numeric-6.0	3034	44	-
9	CB06E	CB06E. Saving mechanism used: microfinance institution	discrete	numeric-6.0	3029	49	-
10	CB06F	CB06F. Saving mechanism used: VSLA	discrete	numeric-6.0	3042	36	-
11	CB06G	CB06G. Saving mechanism used: ROSCA/merry-go-round	discrete	numeric-6.0	3038	40	-
12	CB06H	CB06H. Saving mechanism used: mobile money	discrete	numeric-6.0	3033	45	-
13	CB06I	CB06I. Saving mechanism used: buying animals	discrete	numeric-6.0	3033	45	-
14	CB06J	CB06J. Saving mechanism used: buying other assets	discrete	numeric-6.0	3031	47	-
15	CB06X	CB06X. Saving mechanism used: other, specify	discrete	numeric-6.0	3036	42	-
16	CB06Z	CB06Z. Saving mechanism used: does not save	discrete	numeric-6.0	3035	43	-

File GSEC7_2

#	Name	Label	Type	Format	Valid	Invalid	Question
1	hhid	Unique household identifier in 2019/20	discrete	character-32	46170	0	-
2	IncomeSo...	Id in incomeSource	discrete	numeric-6.0	46170	0	-
3	s11q04	S6q4. In the last 12 months, has your hh received any income from [SOURCE]?	discrete	numeric-9.0	46170	0	-
4	s11q05	S6q5. Amount received (in cash) during the past 12 months. CASH - shillings	continuous	numeric-6.0	1685	44485	-
5	s11q06	S6q6. Amount received (in cash) during the past 12 months. In-kind - shillings	continuous	numeric-6.0	1685	44485	-
6	s11q06a	S6q6a. Who controls/decides on use of cash/in kind payment from [SOURCE]?-PID 1	discrete	numeric-6.0	1685	44485	-
7	s11q06b	S6q6b. Who controls/decides on use of cash/in kind payment from [SOURCE]?-PID 2	discrete	numeric-6.0	605	45565	-
8	s11q07	S6q7. What were the common uses for the remittances and assistance received?	discrete	numeric-6.0	1159	45011	-

File GSEC7_4

#	Name	Label	Type	Format	Valid	Invalid	Question
1	hhid	Unique household identifier in 2019/20	discrete	character-32	8324	0	-
2	PID	PERSON IDENTIFIER in 2019/20	discrete	numeric-6.0	8324	0	-
3	CB12_1	CB12.1. Is %rosteritle% present and available for interview?	discrete	numeric-6.0	8297	27	-
4	CB12	CB12. Has [NAME] borrowed or got money in the last 12 months to be paid back lat	discrete	numeric-6.0	4883	3441	-
5	CB13	CB13. Has [NAME] borrowed or got goods on credit in the last 12 months?	discrete	numeric-6.0	4883	3441	-
6	CB14a	CB14a. Has [NAME] been paying back money in the last 12 months?	discrete	numeric-6.0	4883	3441	-
7	CB14b	CB14b. Has [NAME] been paying back goods in the last 12 months?	discrete	numeric-6.0	4883	3441	-
8	CB15A	CB15A. [NAME] has from financial institutions, group or org: personal loan	discrete	numeric-6.0	1561	6763	-

File GSEC7_4

#	Name	Label	Type	Format	Valid	Invalid	Question
9	CB15B	CB15B. [NAME] has from financial institutions, group or org: credit card	discrete	numeric-6.0	1539	6785	-
10	CB15C	CB15C. [NAME] has from financial institutions, group or org: overdraft	discrete	numeric-6.0	1538	6786	-
11	CB15D	CB15D. [NAME] has from financial institutions, group or org: mortgage/lease	discrete	numeric-6.0	1532	6792	-
12	CB15E	CB15E. [NAME] has from financial institutions, group or org: hire purchase	discrete	numeric-6.0	1537	6787	-
13	CB15F	CB15F. [NAME] has from financial institutions, group or org: services on credit	discrete	numeric-6.0	1539	6785	-
14	CB15G	CB15G. [NAME] has from financial institutions, group or org: goods on credit	discrete	numeric-6.0	1543	6781	-
15	CB15H	CB15H. [NAME] has from financial instit, group or org: money owed to money lender	discrete	numeric-6.0	1538	6786	-
16	CB15I	CB15I. [NAME] has from financial instit, group or org: money owed to family member	discrete	numeric-6.0	1537	6787	-
17	CB15J	CB15J. [NAME] has from financial instit, group or org: money owed to friends	discrete	numeric-6.0	1536	6788	-
18	CB15K	CB15K. [NAME] has from financial instit, group or org: money from employer	discrete	numeric-6.0	1534	6790	-
19	CB15X	CB15X. [NAME] has from financial institutions, group or org: other, specify	discrete	numeric-6.0	1532	6792	-
20	CB16_1	CB16_1. Source of current loan/savings: commercial bank	discrete	numeric-6.0	1467	6857	-
21	CB16_2	CB16_2. Source of current loan/savings: savings club	discrete	numeric-6.0	1467	6857	-
22	CB16_3	CB16_3. Source of current loan/savings: credit institutions	discrete	numeric-6.0	1467	6857	-
23	CB16_4	CB16_4. Source of current loan/savings: ROSCAs	discrete	numeric-6.0	1467	6857	-
24	CB16_5	CB16_5. Source of current loan/savings: MDI	discrete	numeric-6.0	1467	6857	-
25	CB16_6	CB16_6. Source of current loan/savings: Welfare fund	discrete	numeric-6.0	1467	6857	-
26	CB16_7	CB16_7. Source of current loan/savings: SACCOs	discrete	numeric-6.0	1467	6857	-
27	CB16_8	CB16_8. Source of current loan/savings: investment club	discrete	numeric-6.0	1467	6857	-
28	CB16_9	CB16_9. Source of current loan/savings: NGOs	discrete	numeric-6.0	1467	6857	-

File GSEC7_4							
#	Name	Label	Type	Format	Valid	Invalid	Question
29	CB16_10	CB16_10. Source of current loan/savings: burial societies	discrete	numeric-6.0	1467	6857	-
30	CB16_11	CB16_11. Source of current loan/savings: ASCAs	discrete	numeric-6.0	1467	6857	-
31	CB16_12	CB16_12. Source of current loan/savings: MFIs	discrete	numeric-6.0	1467	6857	-
32	CB16_13	CB16_13. Source of current loan/savings: VSLAs	discrete	numeric-6.0	1467	6857	-
33	CB16_14	CB16_14. Source of current loan/savings: Mobile money	discrete	numeric-6.0	1467	6857	-
34	CB16_15	CB16_15. Source of current loan/savings: Shop	discrete	numeric-6.0	1467	6857	-
35	CB16_97	CB16_96. Source of current loan/savings: None	discrete	numeric-6.0	1467	6857	-
36	CB16_96	CB16_97. Source of current loan/savings: Others	discrete	numeric-6.0	1467	6857	-
37	CB17	CB17. What was the main reason for seeking the loan/credit?	discrete	numeric-6.0	1467	6857	-
38	CB24A	CB24A. [NAME] conducts transaction at mobile money point: cash withdrawals	discrete	numeric-6.0	4864	3460	-
39	CB24B	CB24B. [NAME] conducts transaction at mobile money point: cash deposits	discrete	numeric-6.0	4861	3463	-
40	CB24C	CB24C. [NAME] conducts transaction at mobile money point: cash transfers	discrete	numeric-6.0	4860	3464	-
41	CB24D	CB24D. [NAME] conducts transaction at mobile money point: school fees payments	discrete	numeric-6.0	4854	3470	-
42	CB24E	CB24E. [NAME] conducts transaction at mobile money point: utility payments	discrete	numeric-6.0	4860	3464	-
43	CB24F	CB24F. [NAME] conducts transaction at mobile money point: purchase of air time	discrete	numeric-6.0	4863	3461	-
44	CB24G	CB24G. [NAME] conducts transaction at mobile money point: western union	discrete	numeric-6.0	4851	3473	-
45	CB24H	CB24H. [NAME] conducts transaction at mobile money point: mobile banking	discrete	numeric-6.0	4850	3474	-
46	CB24I	CB24I. [NAME] conducts transaction at mobile money point: goods/services payment	discrete	numeric-6.0	4850	3474	-
47	CB24J	CB24J. [NAME] conducts transaction at mobile money point: send money	discrete	numeric-6.0	4861	3463	-
48	CB24K	CB24K. [NAME] conducts transaction at mobile money point: receive money	discrete	numeric-6.0	4864	3460	-

File GSEC7_4

#	Name	Label	Type	Format	Valid	Invalid	Question
49	CB24M	CB24M. [NAME] conducts transaction at mobile money point: receive wage/salary	discrete	numeric-6.0	4848	3476	-
50	CB24X	CB24X. [NAME] conducts transaction at mobile money point: other, specify	discrete	numeric-6.0	4848	3476	-

File GSEC8

#	Name	Label	Type	Format	Valid	Invalid	Question
1	hhid	Unique household identifier in 2019/20	discrete	character-32	11193	0	-
2	PID	PERSON IDENTIFIER in 2019/20	continuous	numeric-6.0	11193	0	-
3	s8q02	2. IS [NAME] ANSWERING FOR HIMSELF OR HERSELF ?	discrete	numeric-6.0	11193	0	-
4	s8q03	3. WHAT IS THE ID CODE OF THE PERSON RESPONDING FOR [NAME]?	discrete	numeric-6.0	6676	4517	-
5	s8q04	4. Did [NAME] work for wage,salary,commission or any payment in kind	discrete	numeric-6.0	11193	0	-
6	s8q06	6. Did [NAME] run a business of any size, for themselves	discrete	numeric-6.0	11193	0	-
7	s8q08	8. Did [NAME] help without being paid in household business	discrete	numeric-6.0	11193	0	-
8	s8q10	10. was [NAME] an apprentice?	discrete	numeric-6.0	11193	0	-
9	s8q12	12. Did [NAME] work on this household's farm?	discrete	numeric-6.0	11193	0	-
10	s8q14	Among the answers to 4,6,8,10 and 12,is there a "YES"?	discrete	numeric-6.0	11193	0	-
11	s8q15	15. Even if didn't work, did [NAME] have a job or business will return to?	discrete	numeric-6.0	10914	279	-
12	s8q16	16. In the last four weeks, was [NAME] looking for any kind of job?	discrete	numeric-6.0	3504	7689	-
13	s8q17ab	17ab. What did [NAME] do to look for work?	discrete	numeric-40.0	124	11069	-
14	s8q17	17. In the last four weeks, was [NAME] trying to start any kind of business?	discrete	numeric-6.0	3504	7689	-
15	s8q18	18. What best describes [NAME]'s situation at this time?	discrete	numeric-6.0	3487	7706	-

File GSEC8							
#	Name	Label	Type	Format	Valid	Invalid	Question
16	s8q19a	19a. What kind of work does [NAME] usually do in the (main) job/business?	discrete	character-90	7689	0	-
17	h8q19b_o..	Main Category- ISCO code	discrete	numeric-6.0	7689	3504	-
18	h8q19b_t..	SubCategory Level1 - ISCO code	discrete	numeric-6.0	7689	3504	-
19	h8q19b_t..	SubCategory Level2 - ISCO code	discrete	numeric-6.0	7689	3504	-
20	h8q19b_f..	SubCategory Level3 - ISCO code	discrete	numeric-6.0	7688	3505	-
21	h8q19b_s..	SUPERVISOR: DO YOU AGREE WITH THE INTERVIEWER'S ISIC CODE? IF NO, REJECT THE INT	discrete	numeric-6.0	7604	3589	-
22	s8q20a	20a. Main goods/services produced at [NAME]â€™s place of work or main function	discrete	character-106	7689	-	-
23	h8q20b_o..	Main Category - ISIC code	discrete	numeric-6.0	7689	3504	-
24	h8q20b_t..	SubCategory level1 - ISIC code	discrete	numeric-6.0	7689	3504	-
25	h8q20b_t..	SubCategory level2 - ISIC code	discrete	numeric-6.0	7689	3504	-
26	h8q20b_f..	SubCategory level3 - ISIC code	discrete	numeric-6.0	7689	3504	-
27	h8q20b_s..	SUPERVISOR: DO YOU AGREE WITH THE INTERVIEWER'S ISIC CODE?	discrete	numeric-6.0	7592	3601	-
28	s8q22	22. In this (main) job/ business that [NAME] had during the last 7 days, was	discrete	numeric-6.0	7689	3504	-
29	s8q22_1	22_1. In general, are the products obtained from this land for sale/barter or ma	discrete	numeric-6.0	5193	6000	-
30	s8q23	23. Does this employer contribute to any pension/ retirement fund for [NAME]?	discrete	numeric-6.0	1399	9794	-
31	s8q24	24. Is [NAME] entitled to any paid leave from this employer?	discrete	numeric-6.0	1399	9794	-
32	s8q68	68. Is [NAME] entitled to paid sick leave from this employer?	discrete	numeric-6.0	1399	9794	-
33	s8q26	26. Does this employer deduct or pay income tax (PAYE) from [NAME]'s salary?	discrete	numeric-6.0	1399	9794	-
34	s8q27	27. Is [NAME]â€™s employment agreement written or verbal?	discrete	numeric-6.0	1399	9794	-

File GSEC8							
#	Name	Label	Type	Format	Valid	Invalid	Question
35	s8q69	69. Is your contract or agreement of unlimited or limited duration?	discrete	numeric-6.0	1399	9794	-
36	s8q29	29. What is the duration of [NAME]'s employment agreement?	discrete	numeric-6.0	245	10948	-
37	s8q30	30. During the last 12 months, for how many months did [NAME] work in this job?	discrete	numeric-3.0	1399	9794	-
38	s8q30b	30b. During the last 12 months, for how many weeks per month did [NAME] work?	discrete	numeric-3.0	1399	9794	-
39	s8q32	32. Is [NAME]'s business (or hh business where he works) registered for VAT?	discrete	numeric-6.0	1049	10144	-
40	s8q33	33. Is [NAME]'s business (or hh business where he works) registered for income tax?	discrete	numeric-6.0	1049	10144	-
41	s8q70	70. What is the type of ownership of your business/farm?	discrete	numeric-6.0	1049	10144	-
42	s8q71	71. Does your business/farm keep a complete record of accounts?	discrete	numeric-6.0	1049	10144	-
43	s8q35	35. Is [NAME]'s employer/business (at [NAME]'s main job)?	discrete	numeric-6.0	2496	8697	-
44	s8q72	72. Where is your usual place of work located?	discrete	numeric-6.0	7689	3504	-
45	s8q37	37. In the last 7 days, did [NAME] have more than one economic activity?	discrete	numeric-6.0	7689	3504	-
46	s8q38a	38a. What kind of work do [NAME] usually do in the secondary job/business?	discrete	character-94	1144	0	-
47	h8q38b_o..	Main Category- ISCO code	discrete	numeric-6.0	1144	10049	-
48	h8q38b_t..	SubCategory Level1 - ISCO code	discrete	numeric-6.0	1144	10049	-
49	h8q38b_t..	SubCategory Level2 - ISCO code	discrete	numeric-6.0	1144	10049	-
50	h8q38b_f..	SubCategory Level3 - ISCO code	discrete	numeric-6.0	1143	10050	-
51	s8q39a	39a. What are the main goods/services produced at [NAME]'s 2nd place or main func	discrete	character-99	1144	0	-
52	h8q39b_o..	Main Category - ISIC code	discrete	numeric-6.0	1144	10049	-
53	h8q39b_t..	SubCategory level1 - ISIC code	discrete	numeric-6.0	1144	10049	-

File GSEC8

#	Name	Label	Type	Format	Valid	Invalid	Question
54	h8q39b_t..	SubCategory level2 - ISIC code	discrete	numeric-6.0	1144	10049	-
55	h8q39b_f..	SubCategory level3 - ISIC code	discrete	numeric-6.0	1144	10049	-
56	s8q41	41.In this (second) job/ business that [NAME] had during the last 7 days, was..	discrete	numeric-6.0	1144	10049	-
57	s8q42	42.Is [NAME]'s employer/ business (at secondary job)	discrete	numeric-6.0	1144	10049	-
58	s8q73	73. Where is your usual place of work located?	discrete	numeric-6.0	1144	10049	-
59	s8q36a	36a. Hours worked by [NAME] on: Monday. MAIN JOB	discrete	numeric-6.0	7687	3506	-
60	s8q36b	36a. Hours worked by [NAME] on: Tuesday. MAIN JOB	discrete	numeric-6.0	7687	3506	-
61	s8q36c	36a. Hours worked by [NAME] on: Wednesday. MAIN JOB	discrete	numeric-6.0	7687	3506	-
62	s8q36d	36a. Hours worked by [NAME] on: Thursday. MAIN JOB	discrete	numeric-6.0	7687	3506	-
63	s8q36e	36a. Hours worked by [NAME] on: Friday. MAIN JOB	discrete	numeric-6.0	7687	3506	-
64	s8q36f	36a. Hours worked by [NAME] on: Saturday. MAIN JOB	discrete	numeric-6.0	7687	3506	-
65	s8q36g	36a. Hours worked by [NAME] on: Sunday. MAIN JOB	discrete	numeric-6.0	7687	3506	-
66	s8q43a	43a. Hours worked by [NAME] on: Monday. OTHER JOBS	discrete	numeric-6.0	1144	10049	-
67	s8q43b	43a. Hours worked by [NAME] on: Tuesday. OTHER JOBS	discrete	numeric-6.0	1144	10049	-
68	s8q43c	43a. Hours worked by [NAME] on: Wednesday. OTHER JOBS	discrete	numeric-6.0	1144	10049	-
69	s8q43d	43a. Hours worked by [NAME] on: Thursday. OTHER JOBS	discrete	numeric-6.0	1144	10049	-
70	s8q43e	43a. Hours worked by [NAME] on: Friday. OTHER JOBS	discrete	numeric-6.0	1144	10049	-
71	s8q43f	43a. Hours worked by [NAME] on: Saturday. OTHER JOBS	discrete	numeric-6.0	1144	10049	-
72	s8q43g	43a. Hours worked by [NAME] on: Sunday. OTHER JOBS	discrete	numeric-6.0	1144	10049	-

File GSEC8							
#	Name	Label	Type	Format	Valid	Invalid	Question
73	s8q46	46.Last 7 days, would [NAME] have liked to work more hours than actually worked?	discrete	numeric-6.0	7689	3504	-
74	s8q77	77. On your (main) job, are you paidâ€?. ?	discrete	numeric-6.0	1399	9794	-
75	s8q31a	31a. What is the set rate you are paid?	continuous	numeric-8.0	1120	10073	-
76	s8q31c	31c. What is the periodicity of this?	discrete	numeric-6.0	1120	10073	-
77	s8q78	78. In the last month, how much did you earn?	continuous	numeric-8.0	278	10915	-
78	s8q31d1	31d1. Who controls/decides on the use of payments from the main job? (1st)	discrete	numeric-6.0	1393	9800	-
79	s8q31d2	31d2. Who controls/decides on the use of payments from the main job? (2nd)	discrete	numeric-6.0	101	11092	-
80	s8q79	79. On your (second) job, are you paidâ€??	discrete	numeric-6.0	248	10945	-
81	s8q45b	45b. How much was %rosteritle%â€™s set pay rate? Value before taxes and other ded	continuous	numeric-6.0	163	11030	-
82	s8q45c	45c. What is the periodicity of this?	discrete	numeric-6.0	168	11025	-
83	s8q80	80. In the last month, how much did you earn?	continuous	numeric-9.0	80	11113	-
84	s8q45d1	45d1. Who controls/decides on the use of payments from the secondary job? (1st)	discrete	numeric-6.0	248	10945	-
85	s8q45d2	45d2. Who controls/decides on the use of payments from the secondary job? (2nd)	discrete	numeric-6.0	18	11175	-
86	s8q100a	100A. In the last four weeks, were you looking for a job?	discrete	numeric-6.0	3504	7689	-
87	s8q100b	100B. In the last four weeks, were you trying to start a business?	discrete	numeric-6.0	148	11045	-
88	s8q100c	100C. What did %rosteritle % do to look for work?	discrete	numeric-6.0	11	11182	-
89	h8q101b_..	Main Category- ISCO code	discrete	numeric-6.0	9	11184	-
90	h8q101b_..	SubCategory Level1 - ISCO code	discrete	numeric-6.0	9	11184	-
91	h8q101b_..	SubCategory Level2 - ISCO code	discrete	numeric-6.0	9	11184	-
92	h8q101b_..	SubCategory Level3 - ISCO code	discrete	numeric-6.0	9	11184	-
93	s8q101a	101A. If Yes, which occupations are you targeting? DESCRIBE THE INDUSTRY E.G. re	discrete	character-26	4	0	-

File GSEC8

#	Name	Label	Type	Format	Valid	Invalid	Question
94	s8q101d	100d. What was the main reason why you did not seek work or try to start a busin	discrete	numeric-6.0	3503	7690	-

File GSEC9

#	Name	Label	Type	Format	Valid	Invalid	Question
1	hhid	Unique household identifier in 2019/20	discrete	character-32	3078	0	-
2	h9q01	1. What type of dwelling is it?	discrete	numeric-6.0	3078	0	-
3	h9q02	2. What is its tenure status?	discrete	numeric-6.0	3078	0	-
4	h9q24a	24a. What is the parcel area of this property? UNIT	discrete	numeric-6.0	2568	510	-
5	h9q24b	24b. What is the parcel area of this property?	continuous	numeric-6.2	2567	511	-
6	h9q26	26. How did your hh acquire this property/parcel?	discrete	numeric-6.0	2568	510	-
7	h9q25	25. In what year did your hh first acquire this property?	continuous	numeric-6.0	2560	518	-
8	h9q27	27. Ownership rights/tenure type your hh has to the parcel of this property	discrete	numeric-6.0	2567	511	-
9	h9q28	28. Does your hh have a formal ownership document for this property?	discrete	numeric-6.0	2568	510	-
10	h9q29	29. In which year did your household acquire the formal title or certificate of	continuous	numeric-6.0	271	2807	-
11	h9q30_1	30_1 Is anyone in your hh listed on the formal ownership doc of this property?	discrete	numeric-6.0	273	2805	-
12	h9q30a	30a. Name listed as owners on formal ownership document for this property? PID 1	discrete	numeric-6.0	187	2891	-
13	h9q30b	30b. Name listed as owners on formal ownership document for this property? PID 2	discrete	numeric-6.0	23	3055	-
14	h9q30c	30c. Name listed as owners on formal ownership document for this property? PID 3	discrete	numeric-9.0	0	3078	-
15	h9q30d	30d. Name listed as owners on formal ownership document for this property? PID 4	discrete	numeric-9.0	0	3078	-
16	h9q31	31. Does your household have other documents (semi-formal or informal) that woul	discrete	numeric-6.0	2567	511	-

File GSEC9							
#	Name	Label	Type	Format	Valid	Invalid	Question
17	h9q32a	32a. What type of informal documents does your household possess? 1st	discrete	numeric-38.0	831	2247	-
18	h9q32b	32b. What type of informal documents does your household possess? 2nd	discrete	numeric-38.0	39	3039	-
19	h9q32c	32c. What type of informal documents does your household possess? 3rd	discrete	numeric-38.0	1	3077	-
20	h9q33	33. Do female children have the right to inherit this property?	discrete	numeric-6.0	2558	520	-
21	h9q34	34. Did you have any land dispute or disagreements with anyone over this parcel/	discrete	numeric-6.0	2555	523	-
22	h9q35	35. What was the nature of the main dispute or disagreement?	discrete	numeric-6.0	98	2980	-
23	h9q36	36. How likely do you think that there would be disagreement over the ownership	discrete	numeric-6.0	2560	518	-
24	h9q37	37. What is the main concern?	discrete	numeric-6.0	122	2956	-
25	h9q38	38. What is the current value of this parcel?	continuous	numeric-6.0	2554	524	-
26	h9q03	3. How many rooms does your household use for sleeping?	continuous	numeric-6.0	3066	12	-
27	h9q04	4. What is the major construction material of the roof?	discrete	numeric-6.0	3066	12	-
28	h9q05	5. What is the major construction material of the external wall?	discrete	numeric-6.0	3065	13	-
29	h9q06	6. What is the major material of the floor?	discrete	numeric-6.0	3065	13	-
30	h9q07	7. What is the main source of water for drinking for your household?	discrete	numeric-6.0	3065	13	-
31	h9q08	8. What is the main reason for not using protected water sources?	discrete	numeric-6.0	2049	1029	-
32	h9q09a	9a. How long does it take to collect the drinking water to and from the main sou	continuous	numeric-6.2	2634	444	-
33	h9q09b	9b. WAITING TIME	continuous	numeric-6.0	2633	445	-
34	h9q10	10. How far is the main source from your dwelling?	continuous	numeric-6.2	2634	444	-
35	h9q11	11. How much DRINKING water does the household use per day? (litres)	continuous	numeric-6.2	3065	13	-

File GSEC9							
#	Name	Label	Type	Format	Valid	Invalid	Question
36	h9q12	12. Is the water used by the household paid for?	discrete	numeric-6.0	3065	13	-
37	h9q13	13. What is the purpose for payment?	discrete	numeric-6.0	987	2091	-
38	h9q14	14. How much money, on average, does the household pay per month for the water?	continuous	numeric-10.0	987	2091	-
39	h9q15	15. Who normally collects the drinking water in this household?	discrete	numeric-6.0	2665	413	-
40	h9q15_1	15.1 If household member(s), PID 1	discrete	numeric-6.0	2491	587	-
41	h9q15_2	15.2 If household member(s), PID 2	discrete	numeric-6.0	1679	1399	-
42	h9q15_3	15.3 If household member(s), PID 3	discrete	numeric-6.0	913	2165	-
43	s915_4	15.4 How is the drinking water normally transported?	discrete	numeric-6.0	2491	587	-
44	h9q15_5	15.5 On average, how much water does the household use (for all purposes) per day?	continuous	numeric-6.0	3061	17	-
45	h9q16	16. Are the safe water sources in your community managed by user committees?	discrete	numeric-6.0	3065	13	-
46	h9q17	17. What do you do to the water to make it safer for drinking?	discrete	numeric-6.0	3065	13	-
47	h9q22	22. What type of toilet is mainly used in your household?	discrete	numeric-6.0	3065	13	-
48	h9q22a	22a. Does the household share this toilet facility with other household?	discrete	numeric-6.0	2832	246	-
49	h9q22b	22b. With how many other households does this household share this toilet?	continuous	numeric-6.0	1014	2064	-
50	h9q23	23. Do you have a hand washing facility at the toilet?	discrete	numeric-6.0	2832	246	-
51	h9_respo_..	KEY RESPONDENT FOR THIS SECTION	discrete	numeric-6.0	3062	16	-
52	dwelling_..	INTERVIEWER: Is this the DWELLING visited last time?	discrete	numeric-6.0	3066	12	-

File GSEC10_1							
#	Name	Label	Type	Format	Valid	Invalid	Question
1	hhid	Unique household identifier in 2019/20	discrete	character-32	3066	0	-
2	h10_resp_..	KEY RESPONDENT FOR THIS SECTION	discrete	numeric-6.0	3065	1	-

File GSEC10_1							
#	Name	Label	Type	Format	Valid	Invalid	Question
3	s10q01	1. Does this house have GRID electricity?	discrete	numeric-6.0	3066	0	-
4	s10q02	2. How many hours per day do you usually have power, in a season like this?	continuous	numeric-6.0	537	2529	-
5	s10q03	3. How does the household pay for the electricity it uses?	discrete	numeric-6.0	537	2529	-
6	s10q05a	5a.Amount paid for electricity in the last month? SHILLINGS	continuous	numeric-6.0	445	2621	-
7	s10q05b	5b.Amount paid for electricity in the last month? DAYS COVERED	continuous	numeric-6.0	445	2621	-
8	s10q05c	5c. What is the main reason why your household does not use grid electricity?	discrete	numeric-6.0	2528	538	-
9	s10q06	6. Does this house USE a generator?	discrete	numeric-6.0	3066	0	-
10	s10q07a	7a.Amount paid for fuel or gasoline for your generator in the last month?	continuous	numeric-6.0	4	3062	-
11	s10q07b	7b.Amount of fuel or gasoline used for your generator in the last month?	continuous	numeric-6.2	4	3062	-
12	s10q08a	8a. Type of stoves used: Electric	discrete	numeric-3.0	3066	0	-
13	s10q08b	8b. Type of stoves used: LPG	discrete	numeric-3.0	3066	0	-
14	s10q08c	8c. Type of stoves used: Kerosene	discrete	numeric-3.0	3066	0	-
15	s10q08d	8d. Type of stoves used: Wood/Sawdust Burning	discrete	numeric-3.0	3066	0	-
16	s10q08e	8e. Type of stoves used: Efficient Wood Burning	discrete	numeric-3.0	3066	0	-
17	s10q08f	8f. Type of stoves used: Charcoal	discrete	numeric-3.0	3066	0	-
18	s10q08g	8g. Type of stoves used: Other Biomass Burning	discrete	numeric-3.0	3066	0	-
19	s10q08h	8h. Type of stoves used: Open fire	discrete	numeric-3.0	3066	0	-
20	s10q08x	8x. Type of stoves used: Other (specify)	discrete	numeric-3.0	3066	0	-
21	s10q08z	8z. Type of stoves used: None	discrete	numeric-3.0	3066	0	-
22	s10q09	9. Which is the stove used most often by this household?	discrete	numeric-6.0	2958	108	-
23	s10q10	10. Does the main stove have a chimney?	discrete	numeric-6.0	2942	124	-
24	s10q11	11. Approximately how many hours a day is the main stove in use?	continuous	numeric-6.0	2958	108	-

File GSEC10_1

#	Name	Label	Type	Format	Valid	Invalid	Question
25	s10q12	12. Where is the main stove located?	discrete	numeric-6.0	2959	107	-

File GSEC10_3

#	Name	Label	Type	Format	Valid	Invalid	Question
1	hhid	Unique household identifier in 2019/20	discrete	character-32	27702	0	-
2	s10q13	Fuel id	discrete	numeric-12.0	27702	0	-
3	s10q14	14. Does your household use [FUEL]?	discrete	numeric-6.0	27508	194	-
4	s10q15a	15a. Do you use this [FUEL] for cooking?	discrete	numeric-6.0	6325	21377	-
5	s10q15b	15b. Do you use this [FUEL] for lighting?	discrete	numeric-6.0	7193	20509	-
6	s10q15c	15c. Do you use this [FUEL] for heating?	discrete	numeric-6.0	6325	21377	-
7	s10q16	16. Where do you get most of [FUEL]?	discrete	numeric-6.0	5398	22304	-
8	s10q17a	17a. How much did your household pay for the [FUEL] used in the last month? Shil	continuous	numeric-6.2	2524	25178	-
9	s10q17b	17a. QUANTITY	continuous	numeric-6.2	1660	26042	-
10	s10q17c	17c. UNIT OF MEASURE	discrete	numeric-6.0	1659	26043	-

File GSEC12_1

#	Name	Label	Type	Format	Valid	Invalid	Question
1	hhid	Unique household identifier in 2019/20	discrete	character-32	1628	0	-
2	s12q02	WHAT IS THE ID CODE OF THE RESPONDENT TO THIS SECTION?	discrete	numeric-6.0	1628	0	-
3	NA1a	NA1a. Anyone in your hh: own a non agricultural business or provided a non-...	discrete	numeric-6.0	1628	0	-
4	NA1b	NA1b. Anyone in your hh: process and sell any agricultural by-products, ...	discrete	numeric-6.0	1628	0	-
5	NA1c	NA1c. Anyone in your hh: own a trading business on a street or in a market?	discrete	numeric-6.0	1628	0	-
6	NA1d	NA1d. Anyone in your hh: offer any service or sold anything on a street ...	discrete	numeric-6.0	1628	0	-
7	NA1e	NA1e. Anyone in your hh: own a professional office or offered professional ...	discrete	numeric-6.0	1627	1	-

File GSEC12_1

#	Name	Label	Type	Format	Valid	Invalid	Question
8	NA1f	NA1f. Anyone in your hh: drive a household-owned taxi or pick-up truck to ...	discrete	numeric-6.0	1628	0	-
9	NA1g	NA1g. Anyone in your hh: own a bar or restaurant?	discrete	numeric-6.0	1628	0	-
10	NA1h	NA1h. Anyone in your hh: own any other non-agricultural business, even if ...	discrete	numeric-6.0	1628	0	-

File GSEC12_2

#	Name	Label	Type	Format	Valid	Invalid	Question
1	hhid	Unique household identifier in 2019/20	discrete	character-32	1477	0	-
2	entID_unps	UNPS Enterprise ID	discrete	numeric-8.0	1477	0	-
3	h12q01	N01. Description of enterprise	discrete	character-74	1124	0	-
4	h12q01_1	N01_1. Sector of main activity	discrete	numeric-6.0	1125	352	-
5	h12q02_o..	N02. Industry code - One digit ISIC code	discrete	numeric-6.0	1124	353	-
6	h12q02_t..	N02. Industry code - Two digit ISIC code	discrete	numeric-6.0	1124	353	-
7	h12q02_t...	N02. Industry code - Three digit ISIC code	discrete	numeric-6.0	1124	353	-
8	h12q02_f...	N02. Industry code - Four digit ISIC code	discrete	numeric-6.0	1124	353	-
9	h12q02_s...	N02. SUPERVISOR: DO YOU AGREE WITH THE INTERVIEWER'S ISIC CODE?	discrete	numeric-6.0	1030	447	-
10	h12q03	N03. ID code/name of person responsible	discrete	numeric-6.0	1125	352	-
11	h12q20	N20. Is the enterprise in operation today?	discrete	numeric-6.0	285	1192	-
12	h12q04	N04. Year started	continuous	numeric-6.0	1125	352	-
13	h12q16	N16. How was this [BUSINESS] acquired?	discrete	numeric-6.0	1125	352	-
14	h12q05	N05. What was the main source of money for setting up the business?	discrete	numeric-6.0	1125	352	-
15	h12q15	N15. Where id this [BUSINESS] located?	discrete	numeric-6.0	1125	352	-
16	h12q06_1	N06_1. Has this household used any funding to finance expansion and capital...	discrete	numeric-6.0	1125	352	-
17	h12q07_1	N07_1 What was the primary source of funding used?	discrete	numeric-6.0	172	1305	-
18	h12q07_1...	Other-What was the primary source of funding used?	discrete	character-30	13	0	-

File GSEC12_2							
#	Name	Label	Type	Format	Valid	Invalid	Question
19	h12q08a	N08a. 1st PID working in the enterprise/activity	discrete	numeric-6.0	1118	359	-
20	h12q08b	N08b. 2nd PID working in the enterprise/activity	discrete	numeric-6.0	174	1303	-
21	h12q08c	N08c. 3rd PID working in the enterprise/activity	discrete	numeric-6.0	31	1446	-
22	h12q08d	N08d. 4th PID working in the enterprise/activity	discrete	numeric-6.0	9	1468	-
23	h12q08e	N08e. 5th PID working in the enterprise/activity	discrete	numeric-6.0	6	1471	-
24	h12q19a	N19a. Who decides how to use earnings from this enterprise - 1st PID?	discrete	numeric-6.0	1125	352	-
25	h12q19b	N19b. Who decides how to use earnings from this enterprise - 2nd PID?	discrete	numeric-6.0	154	1323	-
26	h12q09	N09. In the past 12 months, how many months did the enterprise operate?	continuous	numeric-6.0	1125	352	-
27	h12q10	N10. Average monthly gross revenues in the months when the [BUSINESS] is/was open	continuous	numeric-6.0	1121	356	-
28	h12q11A	N11a. Number of PAID people enterprise hires during a month enterprise was open	continuous	numeric-6.0	1123	354	-
29	h12q11B	N11b. Number of UNPAID people enterprise hires during a month enterprise was open	continuous	numeric-6.0	1123	354	-
30	h12q12	N12. What is/was the average expenditure on wages during that month?	continuous	numeric-6.0	555	922	-
31	h12q13	N13. What is/was the average expenditure on raw materials during that month?	continuous	numeric-6.0	1121	356	-
32	h12q14	N14. Other operating expenses such as fuel, kerosene, electricity etc during that month	continuous	numeric-6.0	1122	355	-
33	h12q17	N17. Over the past year, has the [BUSINESS] revenues increased, decreased or remained the same?	discrete	numeric-6.0	1125	352	-
34	h12q18A	N18a. Constraining factor: lack of demand	discrete	numeric-6.0	536	941	-
35	h12q18B	N18b. Constraining factor: lack of inputs	discrete	numeric-6.0	533	944	-
36	h12q18C	N18c. Constraining factor: lack of finance	discrete	numeric-6.0	535	942	-
37	h12q18D	N18d. Constraining factor: poor quality electricity and phone	discrete	numeric-6.0	534	943	-
38	h12q18E	N18e. Constraining factor: lack of trained employees	discrete	numeric-6.0	533	944	-

File GSEC12_2

#	Name	Label	Type	Format	Valid	Invalid	Question
39	h12q18F	N18f. Constraining factor: cost of hiring new employees	discrete	numeric-6.0	534	943	-
40	h12q18G	N18g. Constraining factor: legal regulation	discrete	numeric-6.0	534	943	-
41	h12q18H	N18h. Constraining factor: poor quality roads	discrete	numeric-6.0	533	944	-
42	h12q18I	N18i. Constraining factor: lack of market information	discrete	numeric-6.0	533	944	-
43	h12q18J	N18j. Constraining factor: high tax rates	discrete	numeric-6.0	534	943	-
44	h12q18K	N18k. Constraining factor: lack of clear ownership of land	discrete	numeric-6.0	532	945	-
45	h12q18L	N18l. Constraining factor: high crime rates	discrete	numeric-6.0	530	947	-
46	h12q18M	N18m. Constraining factor: economic policy uncertainty	discrete	numeric-6.0	531	946	-
47	h12q18N	N18n. Constraining factor: corruption	discrete	numeric-6.0	532	945	-
48	h12q18O	N18o. Constraining factor: lack of time to work on business	discrete	numeric-6.0	532	945	-
49	h12q18P	N18p. Constraining factor: the business is the desired size	discrete	numeric-6.0	531	946	-
50	h12q18Q	N18q. Constraining factor: don't know	discrete	numeric-6.0	529	948	-
51	h12q18X	N18x. Constraining factor: other, specify	discrete	numeric-6.0	532	945	-
52	h12q21	N21. Is the enterprise registered for VAT?	discrete	numeric-6.0	1125	352	-
53	h12q22	N22. is the enterprise registered for income tax?	discrete	numeric-6.0	1125	352	-
54	t0_bizro...	Id in t0_bizroster	discrete	numeric-6.0	1477	0	-

File GSEC14

#	Name	Label	Type	Format	Valid	Invalid	Question
1	hhid	Unique household identifier in 2019/20	discrete	character-32	86184	0	-
2	h14q02	2. Type of Asset	discrete	numeric-6.0	86184	0	-
3	h14q03	3. Does any member of your household own [ASSET] at present?	discrete	numeric-31.0	85784	400	-
4	h14q03a	3a. Who owns [ASSET]?-1st PID	discrete	numeric-6.0	10741	75443	-
5	h14q03b	3b. Who owns [ASSET]?-2nd PID	discrete	numeric-6.0	4588	81596	-

File GSEC14

#	Name	Label	Type	Format	Valid	Invalid	Question
6	h14q04	4. How many [ASSET] do(es) your household own at present?	continuous	numeric-6.0	10741	75443	-
7	h14q05	5. What is the Total estimated value of the [ASSET] owned at present?	continuous	numeric-6.0	14534	71650	-
8	h14q06	6. Why do you have less [ASSET] than last year?	discrete	numeric-6.0	569	85615	-
9	h14q07	7. Why do you have more [ASSET] than last year?	discrete	numeric-6.0	2115	84069	-
10	h14q08	8. What should have been the number last time?	continuous	numeric-6.0	436	85748	-

File GSEC15A

#	Name	Label	Type	Format	Valid	Invalid	Question
1	hhid	Unique household identifier in 2019/20	discrete	character-32	6156	0	-
2	CEA01	Household member/visitor	discrete	numeric-6.0	6156	0	-
3	CEA01A	Number of people present for selected category in the last7 days (Male adults)	discrete	numeric-6.0	6132	24	-
4	CEA01B	Number of people present for selected category in the last7 days (Female adults)	discrete	numeric-6.0	6132	24	-
5	CEA01C	Number of people present for selected category in the last7 days(Male children)	discrete	numeric-6.0	6132	24	-
6	CEA01D	Number of people present for selected category in the last7 day(Female children)	discrete	numeric-6.0	6132	24	-

File GSEC15B

#	Name	Label	Type	Format	Valid	Invalid	Question
1	hhid	Unique household identifier in 2019/20	discrete	character-32	385434	0	-
2	coicop_2	Classification of consumption by purpose:group	discrete	numeric-40.0	48615	336819	-
3	coicop_3	Classification of consumption by purpose:Class	discrete	numeric-40.0	48615	336819	-
4	CEB01	Item code	discrete	numeric-37.0	385434	0	-
5	CEB03	Did your HH consume [ITEM]?	discrete	numeric-9.0	385434	0	-
6	CEB04	How many days were [ITEM] consumed out of the last 7 days?	discrete	numeric-6.0	48573	336861	-
7	CEB03C	Unit of Qty	discrete	numeric-33.0	47889	337545	-

File GSEC15B							
#	Name	Label	Type	Format	Valid	Invalid	Question
8	CEB06	Quantity of hhold [item] purchased for consumptn at home during the last 7 days	continuous	numeric-6.2	31849	353585	-
9	CEB14a	Market price for purchasing [item] for consumption at home per unit of consumptn	continuous	numeric-6.0	31846	353588	-
10	CEB07	What is the total Value for [item] purchased for consumption at home	continuous	numeric-6.0	31847	353587	-
11	CEB08	Quantit of hhold [item] purchasd for consumptn Away from home during last7 days	continuous	numeric-6.2	1085	384349	-
12	CEB14b	Market price for purchasg[item] for consumptn Away from home per unit of consmpn	continuous	numeric-6.0	951	384483	-
13	CEB09	What is the total Value for [item] purchased for consumptn Away from home	continuous	numeric-6.0	1579	383855	-
14	CEB10	Quantity consumed out of home produce during the last 7 days?	continuous	numeric-6.2	11499	373935	-
15	CEB14c	Price of [item] if you were to sell it in the market per unit of consump	continuous	numeric-6.0	3946	381488	-
16	CEB11	Total Value for [item] consumed out of Home produce during the last 7 days .	continuous	numeric-6.0	11511	373923	-
17	CEB012	Quantity of [item] your household RECEIVED INKIND/FREE during the last 7 days	continuous	numeric-6.2	3958	381476	-
18	CEB013	Total value of [item] Received in kind if it were sold in the market	continuous	numeric-6.0	4160	381274	-
19	CEB15	Farm gate/producer price per unit of consumption	continuous	numeric-6.0	11497	373937	-
20	CEB16	Was [item] consumed substandard?	discrete	numeric-6.0	11861	373573	-
21	CEB17	Did the [item] perform well, was it enjoyable or fancy?	discrete	numeric-6.0	41	385393	-
22	CEB18	Did the [item] cause any harm to you or your household members?	discrete	numeric-6.0	41	385393	-
23	CEB19	Was [item] genuine or deceptive in nature, packaging or labeling?	discrete	numeric-6.0	41	385393	-

File GSEC15B_2							
#	Name	Label	Type	Format	Valid	Invalid	Question

File GSEC15B_2							
#	Name	Label	Type	Format	Valid	Invalid	Question
1	hhid	Unique household identifier in 2019/20	discrete	character-32	5754	0	-
2	FF01	Item Description	discrete	character-11	5754	0	-
3	FF02	Item code	discrete	numeric-11.0	5754	0	-
4	FF_21a	21a. Was the sample of %rosteritle% collected?	discrete	numeric-6.0	2002	3752	-
5	FF_21b	21b. Record the the label for the sample of %rosteritle% collected	discrete	character-7	547	0	-

File GSEC15C							
#	Name	Label	Type	Format	Valid	Invalid	Question
1	hhid	Unique household identifier in 2019/20	discrete	character-32	196260	0	-
2	CEC02	Item Code	discrete	numeric-40.0	196260	0	-
3	CEC01	Item Description	discrete	character-7	196260	0	-
4	coicop_3	Classification of consumption by purpose:Class	discrete	numeric-17.0	32214	164046	-
5	coicop_2	Classification of consumption by purpose:group	discrete	numeric-19.0	32214	164046	-
6	CEC02_1	CEC02_1. Did the HH consume [ITEM]?	discrete	numeric-9.0	196260	0	-
7	CEC03	CEC03. Unit of Quantity	discrete	numeric-24.0	11905	184355	-
8	CEC04	CEC04. Qty purchased	continuous	numeric-6.2	12046	184214	-
9	CEC05	CEC05. Value purchased	continuous	numeric-6.0	32315	163945	-
10	CEC06	CEC06. home produced Qty for item	continuous	numeric-6.2	11301	184959	-
11	CEC07	CEC07. home produced Valuefor item	continuous	numeric-6.0	15554	180706	-
12	CEC08	CEC08. Qty received inkind for item	continuous	numeric-6.0	11743	184517	-
13	CEC09	CEC09. Qty received inkind Value for item	continuous	numeric-6.0	24522	171738	-
14	CEC10	CEC10. Unit Price for item	continuous	numeric-6.0	11743	184517	-
15	CEC11	CEC11. Was %rosteritle% consumed substandard?	discrete	numeric-6.0	10771	185489	-
16	CEC12	CEC12. Did the [ITEM] perform well,was it enjoyable/fancy?(1-5,Most-Least)	discrete	numeric-6.0	78	196182	-
17	CEC13	CEC13. Did the [ITEM] cause any harm to you or your hh members? (1-5,Most-Least)	discrete	numeric-6.0	78	196182	-
18	CEC14	CEC14. Was [ITEM] genuine or deceptive in	discrete	numeric-6.0	78	196182	-

File GSEC15C

#	Name	Label	Type	Format	Valid	Invalid	Question
		nature.packaging/labeling? (1-5,Most-Le					

File GSEC15D

#	Name	Label	Type	Format	Valid	Invalid	Question
1	hhid	Unique household identifier in 2019/20	discrete	character-32	190893	0	-
2	CED02	Item Code	discrete	numeric-40.0	190893	0	-
3	coicop_1	Classification of consumption by purpose:division	discrete	numeric-40.0	26876	164017	-
4	coicop_2	Classification of consumption by purpose:group	discrete	numeric-19.0	26876	164017	-
5	coicop_3	Classification of consumption by purpose:Class	discrete	numeric-17.0	26876	164017	-
6	CED02_1	CED02_1. Did the HH consume [ITEM]?	discrete	numeric-9.0	190893	0	-
7	CED03	CED03. Purchases Value for item	continuous	numeric-6.0	31939	158954	-
8	CED04	CED04. Consumption out of household /enterprise stock Value	continuous	numeric-6.0	31964	158929	-
9	CED05	CED05. Received in-kind/ Free Value	continuous	numeric-6.0	31964	158929	-
10	CED06	CED06. Was %rosteritle% consumed substandard?	discrete	numeric-6.0	15757	175136	-
11	CED07	CED07. Did the [ITEM] perform well,was it enjoyable/fancy?(1-5,Most-Least)	discrete	numeric-6.0	165	190728	-
12	CED08	CED08. Did the [ITEM] cause any harm to you or your hh members? (1-5,Most-Least)	discrete	numeric-6.0	165	190728	-
13	CED09	CED09. Was [ITEM] genuine or deceptive in nature,packaging/labeling? (1-5,Most-Le	discrete	numeric-6.0	165	190728	-

File GSEC15E

#	Name	Label	Type	Format	Valid	Invalid	Question
1	hhid	Unique household identifier in 2019/20	discrete	character-32	18970	0	-
2	CEE01	Item description	discrete	character-154	18970	-	-
3	CEE02	Item Code	discrete	numeric-40.0	18970	0	-
4	CEE02_1	CEE02_1. Did the hh consume [ITEM]?	discrete	numeric-9.0	18970	0	-

File GSEC15E

#	Name	Label	Type	Format	Valid	Invalid	Question
5	CEE03	How much did the hh spend in total on these [ITEM] during the last 365 days?	continuous	numeric-6.0	2923	16047	-

File GSEC16

#	Name	Label	Type	Format	Valid	Invalid	Question
1	hhid	Unique household identifier in 2019/20	discrete	character-32	20920	0	-
2	s16qa01	Id in shocksRoster	discrete	numeric-6.0	20920	0	-
3	s16q01	Did you experience [SHOCK] during the past 12 months?	discrete	numeric-9.0	20920	0	-
4	s16q02a	2a.When did the [SHOCK] first occur? MONTH	discrete	numeric-6.0	1252	19668	-
5	s16q02y	2y.When did the [SHOCK] first occur? YEAR	discrete	numeric-6.0	1252	19668	-
6	s16q02b	2b.How long did the shock last? (number of months)	continuous	numeric-6.0	1252	19668	-
7	s10q03a	3a.As a result of the [SHOCK], was there a decline in income	discrete	numeric-6.0	1252	19668	-
8	s16q03b	3b.As a result of the [SHOCK], was there a decline in assets	discrete	numeric-6.0	1252	19668	-
9	s16q03c	3c.As a result of the [SHOCK], was there a decline food production	discrete	numeric-6.0	1252	19668	-
10	s16q03d	3d.As a result of the [SHOCK], was there a decline food purchase	discrete	numeric-6.0	1252	19668	-
11	s16q04a	4a. 1st hh coping strategy against [SHOCK]	discrete	numeric-40.0	1252	19668	-
12	s16q04b	4b. 2nd hh coping strategy against [SHOCK]	discrete	numeric-40.0	467	20453	-
13	s16q04c	4c. 3rd hh coping strategy against [SHOCK]	discrete	numeric-40.0	164	20756	-

File GSEC17_1

#	Name	Label	Type	Format	Valid	Invalid	Question
1	hhid	Unique household identifier in 2019/20	discrete	character-32	3078	0	-
2	s17q01	1. WHAT IS THE ID CODE OF THE RESPONDENT TO THIS SECTION?	discrete	numeric-6.0	3066	12	-
3	s17q02	2. Does every member of the household have at least two sets of clothes?	discrete	numeric-6.0	3066	12	-

File GSEC17_1							
#	Name	Label	Type	Format	Valid	Invalid	Question
4	s17q03	3. Does every child in this household (all those under 18 years old) have a blan	discrete	numeric-6.0	3066	12	-
5	s17q04	4. Does every member of the household have at least one pair of shoes?	discrete	numeric-6.0	3066	12	-
6	s17q05	5. How many meals, including breakfast are taken per day in your household?	discrete	numeric-6.0	3066	12	-
7	s17q06	6. What did you do when you last ran out of salt?	discrete	numeric-6.0	3066	12	-
8	s17q07	7. What did your children below 5 years old (0-4 years) have for breakfast yeste	discrete	numeric-6.0	1481	1597	-
9	s17q08	8. What did your children between 5 to 13 years old have for breakfast yesterday	discrete	numeric-6.0	2052	1026	-
10	s17q09	9. Have you been faced with a situation when you did not have enough food to fee	discrete	numeric-6.0	3066	12	-
11	s17q10A	10A. January	discrete	numeric-3.0	150	2928	-
12	s17q10B	10B. February	discrete	numeric-3.0	164	2914	-
13	s17q10C	10C. March	discrete	numeric-3.0	190	2888	-
14	s17q10D	10D. April	discrete	numeric-3.0	214	2864	-
15	s17q10E	10E. May	discrete	numeric-3.0	214	2864	-
16	s17q10F	10F. June	discrete	numeric-3.0	200	2878	-
17	s17q10G	10G. July	discrete	numeric-3.0	146	2932	-
18	s17q10H	10H. August	discrete	numeric-3.0	114	2964	-
19	s17q10I	10I. September	discrete	numeric-3.0	105	2973	-
20	s17q10J	10J. October	discrete	numeric-3.0	111	2967	-
21	s17q10K	10K. November	discrete	numeric-3.0	115	2963	-
22	s17q10L	10L. December	discrete	numeric-3.0	115	2963	-
23	s17q11A	11A. Reason no food: inadequate stocks due to drought	discrete	numeric-3.0	327	2751	-
24	s17q11B	11B. Reason no food: inadequate stocks from previous season due to insecurity	discrete	numeric-3.0	15	3063	-
25	s17q11C	11C. Reason no food: inadequate stocks due to pest damage	discrete	numeric-3.0	19	3059	-
26	s17q11D	11D. Reason no food: inadequate stocks due to not planting enough	discrete	numeric-3.0	106	2972	-
27	s17q11E	11E. Reason no food: not enough money to buy	discrete	numeric-3.0	188	2890	-
28	s17q11F	11F. Reason no food: food in the market too expensive	discrete	numeric-3.0	81	2997	-

File GSEC17_1

#	Name	Label	Type	Format	Valid	Invalid	Question
29	s17q11G	11G. Reason no food: no one offered food	discrete	numeric-3.0	15	3063	-
30	s17q11H	11H. Reason no food: no fuel wood	discrete	numeric-3.0	0	3078	-
31	s17q11I	11I. Reason no food: no food distribution	discrete	numeric-3.0	4	3074	-
32	s17q11J	11J. Reason no food: breadwinner / hh head died or moved away	discrete	numeric-3.0	4	3074	-
33	s17q11K	11K. Reason no food: not able to reach the market due to distance/lack of transport	discrete	numeric-3.0	0	3078	-
34	s17q11L	11L. Reason no food: no food in the market	discrete	numeric-3.0	1	3077	-
35	s17q11M	11M. Reason no food: floods / water logging	discrete	numeric-3.0	16	3062	-
36	s17q11X	11X. Reason no food: other	discrete	numeric-3.0	21	3057	-

File GSEC19

#	Name	Label	Type	Format	Valid	Invalid	Question
1	hhid	Unique household identifier in 2019/20	discrete	character-32	3098	0	-
2	s19q01	1. During the last two seasons, has any member of your household cultivated crop	discrete	numeric-6.0	3077	21	-
3	s19q02	2. During the last 12 months, has any member of your household raised livestock	discrete	numeric-6.0	3077	21	-

File WSEC1A

#	Name	Label	Type	Format	Valid	Invalid	Question
1	hhid	Unique 32-character long identifier of the interview	discrete	character-32	8179	0	-
2	PID	Id in t0_hhroster	continuous	numeric-6.0	8179	0	-
3	h2q03	3. Sex	discrete	numeric-6.0	8179	0	-
4	s8q02	2. IS %rosteritle% ANSWERING FOR HIMSELF OR HERSELF ?	discrete	numeric-6.0	5773	2406	-
5	ws1aq7	7. Response status - women questionnaire	discrete	numeric-6.0	3492	4687	-

File WSEC2

#	Name	Label	Type	Format	Valid	Invalid	Question
1	hhid	Unique 32-character long identifier of the interview	discrete	character-32	8089	0	-

File WSEC2

#	Name	Label	Type	Format	Valid	Invalid	Question
2	PID	PERSON IDENTIFIER in 2019/20	continuous	numeric-6.0	8089	0	-
3	ws2aq1A	1A. Are you currently married or living together with a man as if married?	discrete	numeric-6.0	2354	5735	-
4	ws2aq1B_1	IS THE HUSBAND/ PARTNER PART OF THE HOUSEHOLD?	discrete	numeric-6.0	1501	6588	-
5	ws2aq1B	1B. PID of husband/partner	discrete	numeric-6.0	1316	6773	-
6	ws2aq1C	1C. Is this the first time you have been married or lived together with a man as	discrete	numeric-6.0	1501	6588	-
7	ws2aq2	2. Have you ever been married or lived together with a man as if married?	discrete	numeric-6.0	853	7236	-
8	ws2aq3	3. What is your marital status now: are you widowed, divorced, or separated?	discrete	numeric-6.0	286	7803	-
9	ws2aq4	4. Age when first started living with a man as if married	continuous	numeric-6.0	1787	6302	-
10	ws2aq5	5. How old was your husband/partner when you first started living together? AGE(h	continuous	numeric-10.0	1787	6302	-

File WSEC3

#	Name	Label	Type	Format	Valid	Invalid	Question
1	hhid	Unique 32-character long identifier of the interview	discrete	character-32	113260	0	-
2	PID	Id in t0_hhroster	continuous	numeric-6.0	113260	0	-
3	contrace..	Method to delay or avoid pregnancy (roster)	discrete	numeric-40.0	113260	0	-
4	ws3aq1	1. Are you pregnant now?	discrete	numeric-6.0	32942	80318	-
5	ws3aq2	2. Are you or your partner using any method to delay or avoiding getting pregnan	discrete	numeric-6.0	30058	83202	-
6	ws3aq2a	2a. Have you ever used any method to delay or avoid getting pregnant?	discrete	numeric-6.0	23198	90062	-
7	ws3aq3	Are you delaying/ avoiding pregnancy with [contraception]?	discrete	numeric-6.0	9338	103922	-

File WSEC4

#	Name	Label	Type	Format	Valid	Invalid	Question
1	hhid	Unique 32-character long identifier of the interview	discrete	character-32	64720	0	-
2	PID	Id in t0_hhroster	continuous	numeric-6.0	64720	0	-

File WSEC4							
#	Name	Label	Type	Format	Valid	Invalid	Question
3	help_id	Assisted with the delivery (name) (roster)	discrete	numeric-40.0	64720	0	-
4	ws4q1	1. HAVE YOU EVER GIVEN BIRTH?	discrete	numeric-6.0	18824	45896	-
5	ws4q4	4. Do you have sons/daughters you have given birth to who live with you?	discrete	numeric-6.0	14568	50152	-
6	ws4q5a	5a. HOW MANY SONS LIVE WITH YOU AT THE MOMENT? If none, record '00' Sons at home	discrete	numeric-6.0	13728	50992	-
7	ws4q5b	5b. HOW MANY DAUGHTERS LIVE WITH YOU AT THE MOMENT? If none, record '00'Daughter	discrete	numeric-6.0	13728	50992	-
8	ws4q6	6.Do you have alive sons/daughters you have given birth to who don't live with y	discrete	numeric-6.0	14568	50152	-
9	ws4q7a	7a. HOW MANY SONS ARE ALIVE BUT DO NOT LIVE WITH YOU? If none, record '00'â€™. Sons	discrete	numeric-6.0	6616	58104	-
10	ws4q7b	7b. HOW MANY DAUGHTERS ARE ALIVE BUT DO NOT LIVE WITH YOU? If none, record '00'â€™.â€™.	discrete	numeric-6.0	6616	58104	-
11	ws4q8	8. Have you given birth to a boy/girl who was alive but later died?	discrete	numeric-6.0	18824	45896	-
12	ws4q9a	9a.HOW MANY BOYS HAVE DIED? If none, record '0'	discrete	numeric-6.0	4568	60152	-
13	ws4q9b	9b.HOW MANY GIRLS HAVE DIED? If none, record '0'	discrete	numeric-6.0	4568	60152	-
14	ws4q11	11. JUST TO MAKE SURE THAT I HAVE THIS RIGHT, IN TOTAL HOW MANY LIVE BIRTHS DID	discrete	numeric-6.0	14560	50160	-
15	ws4q12	12a. WHEN DID YOU DELIVER THE LAST CHILD BORN ALIVE?	discrete	character-10	14552	0	-
16	ws4q13	13. Did [help id] assist with the last delivery? - if delivered in last 2 years	discrete	numeric-6.0	5304	59416	-
17	ws4q14	14. Where did you give birth to (NAME OF LAST CHILD)? PROBE TO IDENTIFY THE TYP	discrete	numeric-6.0	5296	59424	-
18	ws4q19	19. Was the child weighed at birth?	discrete	numeric-6.0	5296	59424	-
19	ws4q20a	20a. How much did the child weigh at birth? KG	continuous	numeric-6.2	3840	60880	-

File WSEC4							
#	Name	Label	Type	Format	Valid	Invalid	Question
20	ws4q20b	20b. How much did the child weigh at birth? Weight from card or from recall	discrete	numeric-6.0	3808	60912	-
21	ws4q22	22. Were you provided with a MAMA Kit?	discrete	numeric-6.0	5296	59424	-
22	ws4q23	23. How much did you pay?	continuous	numeric-6.0	672	64048	-
23	ws4q24	24. What did you do to get the items used during delivery?	discrete	numeric-6.0	3560	61160	-
24	ws4q25	25. Was the KIT pre-packed IN A SEALED BAG?	discrete	numeric-6.0	4072	60648	-
25	ws4q26_1	26. What were the contents of the MAMA Kit?:Plastic sheeting	discrete	numeric-6.0	4024	60696	-
26	ws4q26_2	26. What were the contents of the MAMA Kit?:Surgical gloves	discrete	numeric-6.0	4024	60696	-
27	ws4q26_3	26. What were the contents of the MAMA Kit?:Soap	discrete	numeric-6.0	4024	60696	-
28	ws4q26_4	26. What were the contents of the MAMA Kit?:Cotton wool (gauze pad)	discrete	numeric-6.0	4024	60696	-
29	ws4q26_5	26. What were the contents of the MAMA Kit?:Razorblade	discrete	numeric-6.0	4024	60696	-
30	ws4q26_6	26. What were the contents of the MAMA Kit?:Sanitary pads	discrete	numeric-6.0	4024	60696	-
31	ws4q26_7	26. What were the contents of the MAMA Kit?:Jik	discrete	numeric-6.0	4024	60696	-
32	ws4q26_8	26. What were the contents of the MAMA Kit?:Suturing thread	discrete	numeric-6.0	4024	60696	-
33	ws4q26_9	26. What were the contents of the MAMA Kit?:Eye Ointment	discrete	numeric-6.0	4024	60696	-
34	ws4q26_10	26. What were the contents of the MAMA Kit?:Cord ties	discrete	numeric-6.0	4024	60696	-
35	ws4q26_11	26. What were the contents of the MAMA Kit?:Child health card	discrete	numeric-6.0	4024	60696	-
36	ws4q26_96	26. What were the contents of the MAMA Kit?:Other(specify)	discrete	numeric-6.0	4024	60696	-
37	ws4q28	28. Was the KIT actually used on you during birth?	discrete	numeric-6.0	4088	60632	-
38	ws4q29	29. Were you able to deliver at the health facility even w/ out MAMA Kit provisio	discrete	numeric-6.0	4944	59776	-
39	ws4q30	30. What is your opinion about the content of the MAMA KITS?	discrete	character-106	5336	-	-

File WSEC4							
#	Name	Label	Type	Format	Valid	Invalid	Question
40	ws4q31	31. What challenges do you face in using MAMA KITS?	discrete	character-89	5336	0	-
41	ws4q32	32. What are the possible solutions?	discrete	character-129	5336	-	-

File WSEC5							
#	Name	Label	Type	Format	Valid	Invalid	Question
1	hhid	Unique 32-character long identifier of the interview	discrete	character-32	88990	0	-
2	PID	Id in t0_hhroster	continuous	numeric-6.0	88990	0	-
3	reason_id	Reason not able to get pregnant (roster)	discrete	numeric-40.0	88990	0	-
4	ws5q1a	1a. How far long is your pregnancy â€“ how many months?	discrete	numeric-6.0	1947	87043	-
5	ws5q2	2. Current pregnancy: did you want to get pregnant at that time?	discrete	numeric-6.0	1947	87043	-
6	ws5q3	3. Did you want to have a baby later on, or did you not want (any) more children	discrete	numeric-6.0	594	88396	-
7	ws5q3c	3c. Were you given DRUGS for Intestinal worms like this one?	discrete	numeric-6.0	1870	87120	-
8	ws5q3d	3d. Were you given DRUGS for Intermittent Preventive Treatment for malaria during	discrete	numeric-6.0	1870	87120	-
9	ws5q3d_1	3d_1. Did you take SP Fansidar to keep from getting Malaria during pregnancy li	discrete	numeric-6.0	1870	87120	-
10	ws5q3e	3e_1. # times SP Fansidar taken to prevent Malaria during pregnancy like this on	discrete	numeric-6.0	1001	87989	-
11	ws5q4	4.AFTER THE CHILD YOU ARE NOW EXPECTING, WOULD YOU LIKE TO HAVE ANOTHER CHILD, O	discrete	numeric-6.0	1947	87043	-
12	ws5q6	6.WOULD YOU LIKE TO HAVE (A/ANOTHER) CHILD, OR WOULD YOU PREFER NOT TO HAVE ANY	discrete	numeric-6.0	23606	65384	-
13	ws5q7c	7. How long would you like to wait before the birth of a/ another child?	discrete	numeric-6.0	12925	76065	-
14	ws5q7a	7a. Number of months to wait before a/another child	discrete	numeric-6.0	330	88660	-
15	ws5q7b	7b. Number of months to wait before a/another child	continuous	numeric-6.0	8932	80058	-
16	ws5q10	10. DO YOU THINK YOU ARE PHYSICALLY ABLE	discrete	numeric-6.0	16269	72721	-

File WSEC5

#	Name	Label	Type	Format	Valid	Invalid	Question
		TO GET PREGNANT AT THIS TIME?					
17	ws5q11	Was [reason id] the reason for not getting pregnant?	discrete	numeric-6.0	3520	85470	-
18	ws5q13	13. WHEN DID YOUR LAST MENSTRUAL PERIOD START? Record the answer using the same	discrete	numeric-6.0	25949	63041	-

File WSEC6

#	Name	Label	Type	Format	Valid	Invalid	Question
1	PID	Id in t0_hhroster	continuous	numeric-6.0	8090	0	-
2	hhid	Unique 32-character long identifier of the interview	discrete	character-32	8090	0	-
3	ws6q01	1. HAVE YOU EVER SMOKED CIGARETTES?	discrete	numeric-6.0	2361	5729	-
4	ws6q02	2. During the last 30 days, on average how many cigarettes did you smoke in a da	continuous	numeric-6.0	19	8071	-

File WSEC7

#	Name	Label	Type	Format	Valid	Invalid	Question
1	hhid	Unique 32-character long identifier of the interview	discrete	character-32	234610	0	-
2	PID	Id in t0_hhroster	continuous	numeric-6.0	234610	0	-
3	food_id	type of food (roster)	discrete	numeric-40.0	234610	0	-
4	ws7q01a	1a. How long since you last ate or drank anything other than water? MINUTES	continuous	numeric-6.0	68237	166373	-
5	ws7q01b	1b. How long since you last ate or drank anything other than water? HOURS	continuous	numeric-6.0	68237	166373	-
6	ws5q002	Did you eat [food id] yesterday?	discrete	numeric-6.0	68237	166373	-
7	ws1aq7	7. RESPONSE CODE (for each woman questionnaire):	discrete	numeric-6.0	99644	134966	-
8	ws1aq8	8. IF THE WOMAN called (%rosteritle%) IS NOT ABLE TO PARTICIPATE IN THE SURVEY,	discrete	numeric-6.0	30218	204392	-

File WSEC8

#	Name	Label	Type	Format	Valid	Invalid	Question
1	hhid	Unique 32-character long identifier of the interview	discrete	character-32	8090	0	-
2	PID	Id in t0_hhroster	continuous	numeric-6.0	8090	0	-
3	i005	Code for Lab Technician	continuous	numeric-6.0	2354	5736	-

File WSEC8

#	Name	Label	Type	Format	Valid	Invalid	Question
4	i006	Consent obtained	discrete	numeric-6.0	2355	5735	-
5	i011a	Date Sample taken - Day	continuous	numeric-6.0	2164	5926	-
6	i011b	Date Sample taken - Month	discrete	numeric-6.0	2165	5925	-
7	i011c	Date Sample taken - Year	continuous	numeric-6.0	2165	5925	-
8	i012	Serial Number for Hemocue	discrete	character-12	2167	0	-
9	i013	Able to measure Hb level	discrete	numeric-6.0	2166	5924	-
10	i014	Value for hemoglobin	continuous	numeric-6.2	2143	5947	-
11	i015	The hemoglobin value for non-pregnant woman is <7.0 g/dL. The hemoglobin value	discrete	numeric-6.0	2166	5924	-
12	i016	Malaria Test Result	discrete	numeric-6.0	2166	5924	-
13	i017	Referral for Malaria	discrete	numeric-6.0	242	7848	-

File pov2019_20

#	Name	Label	Type	Format	Valid	Invalid	Question
1	hhid	Household unique identifier	discrete	character-32	3099	0	-
2	region	Region of Residence in 2019/20	discrete	numeric-1.0	3099	0	-
3	regurb	RegionxRural/Urban	discrete	numeric-2.0	3099	0	-
4	subreg	15 Sub region in 2019/20	discrete	numeric-3.0	3099	0	-
5	district	District Code	continuous	numeric-3.0	3099	0	-
6	urban	Rural/Urban	discrete	numeric-1.0	3099	0	-
7	equiv	Adult Equivalence Scale Based on Variable hsize	continuous	numeric-17.0	3074	25	-
8	hsize	Count of Usual Members Present/Absent	discrete	numeric-2.0	3074	25	-
9	nrrexp30	Monthly household expenditures in nominal prices	continuous	numeric-7.0	3074	25	-
10	cpexp30	Monthly household expenditures in 2009/10 constant prices	continuous	numeric-9.0	3074	25	-
11	welfare	Welfare based on usual members present	continuous	numeric-10.0	3074	25	-
12	hpline	Food poverty line in 2009/10 constant prices	continuous	numeric-14.0	3074	25	-
13	spline	Poverty line in 2009/10 constant prices	continuous	numeric-14.0	3074	25	-
14	poor_2020	2018/19 Absolute Poverty status	discrete	numeric-1.0	3074	25	-
15	quints	Quintiles based on the national population	discrete	numeric-1.0	3074	25	-

Variables Description

Dataset contains 1963 variable(s)

File : AGSEC1

t0_hhid: Household ID number linking household data to other waves

Information [Type= discrete] [Format=character] [Missing=*]

Statistics [NW/ W] [Valid=2586 /-] [Invalid=0 /-]

hhid: Unique 32-character long identifier of the interview

Information [Type= discrete] [Format=character] [Missing=*]

Statistics [NW/ W] [Valid=2586 /-] [Invalid=0 /-]

hh_crp2: 1. Did you grow any crops in second cropping season of 2018?

Information [Type= discrete] [Format=numeric] [Range= 1-2] [Missing=*]

Statistics [NW/ W] [Valid=2474 /-] [Invalid=112 /-]

Value	Label	Cases	Percentage
1	Yes	2204	89.1%
2	No	270	10.9%
Sysmiss		112	

Warning: these figures indicate the number of cases found in the data file. They cannot be interpreted as summary statistics of the population of interest.

hh_crp1: 1. Did you grow any crops in last season (First cropping season(Jan - Jun 2019))

Information [Type= discrete] [Format=numeric] [Range= 1-2] [Missing=*]

Statistics [NW/ W] [Valid=2445 /-] [Invalid=141 /-]

Value	Label	Cases	Percentage
1	Yes	2379	97.3%
2	No	66	2.7%
Sysmiss		141	

Warning: these figures indicate the number of cases found in the data file. They cannot be interpreted as summary statistics of the population of interest.

lvtstk: 1. Has any member of your household raised or owned cattle and pack animals duri

Information [Type= discrete] [Format=numeric] [Range= 1-2] [Missing=*]

Statistics [NW/ W] [Valid=1958 /-] [Invalid=628 /-]

Value	Label	Cases	Percentage
1	Yes	884	45.1%
2	No	1074	54.9%
Sysmiss		628	

Warning: these figures indicate the number of cases found in the data file. They cannot be interpreted as summary statistics of the population of interest.

hh_anm: 1. Has any member of your household raised or owned small animals during the las

Information [Type= discrete] [Format=numeric] [Range= 1-2] [Missing=*]

Statistics [NW/ W] [Valid=1958 /-] [Invalid=628 /-]

Value	Label	Cases	Percentage
1	Yes	1397	71.3%
2	No	561	28.7%
Sysmiss		628	

Warning: these figures indicate the number of cases found in the data file. They cannot be interpreted as summary statistics of the population of interest.

hh_plty: 1. Has any member of your household raised or owned rabbits, poultry, or other d

Information [Type= discrete] [Format=numeric] [Range= 1-2] [Missing=*]

Statistics [NW/ W] [Valid=1958 /-] [Invalid=628 /-]

File : AGSEC1



hh_plty: 1. Has any member of your household raised or owned rabbits, poultry, or other d

Value	Label	Cases	Percentage
1	Yes	1300	 66.4%
2	No	658	 33.6%
Sysmiss		628	

Warning: these figures indicate the number of cases found in the data file. They cannot be interpreted as summary statistics of the population of interest.

urban: 7. urban = 1, rural = 2

Information	[Type= discrete] [Format=numeric] [Range= 0-1] [Missing=*]
Statistics [NW/ W]	[Valid=2586 /-] [Invalid=0 /-]

Value	Label	Cases	Percentage
0	Rural	2208	 85.4%
1	Urban	378	 14.6%

Warning: these figures indicate the number of cases found in the data file. They cannot be interpreted as summary statistics of the population of interest.

batch: batch variable





Information	[Type= continuous] [Format=numeric] [Range= 1-1166] [Missing=*]
Statistics [NW/ W]	[Valid=2519 /-] [Invalid=67 /-] [Mean=598.843 /-] [StdDev=290.082 /-]

hwgt_wc: Panel weight with all sections completed

Information	[Type= continuous] [Format=numeric] [Range= 130.418151855469-15191.4384765625] [Missing=*]
Statistics [NW/ W]	[Valid=2435 /-] [Invalid=151 /-] [Mean=2866.827 /-] [StdDev=1869.37 /-]

region: 1 Central, 2 Eastern, 3 Northern, 4 Western

Information	[Type= discrete] [Format=numeric] [Range= 1-4] [Missing=*]
Statistics [NW/ W]	[Valid=2584 /-] [Invalid=2 /-]

Value	Label	Cases	Percentage
1	Central	507	 19.6%
2	Eastern	642	 24.8%
3	Northern	815	 31.5%
4	Western	620	 24.0%
Sysmiss		2	

Warning: these figures indicate the number of cases found in the data file. They cannot be interpreted as summary statistics of the population of interest.

wgt: Cross sectional weight 2019/2020

Information	[Type= continuous] [Format=numeric] [Range= 327.732968385024-16057.3993981821] [Missing=*]
Statistics [NW/ W]	[Valid=2586 /-] [Invalid=0 /-] [Mean=2466.202 /-] [StdDev=2716.398 /-]

File : AGSEC2A

hhid: Unique 32-character long identifier of the interview

Information [Type= discrete] [Format=character] [Missing=*]

Statistics [NW/ W] [Valid=4087 /-] [Invalid=0 /-]

parcelID: Parcel identifier

Information [Type= discrete] [Format=numeric] [Range= 1-11] [Missing=*]

Statistics [NW/ W] [Valid=4087 /-] [Invalid=0 /-] [Mean=1.963 /-] [StdDev=1.176 /-]

Value	Label	Cases	Percentage
1		1837	44.9%
2		1221	29.9%
3		613	15.0%
4		269	6.6%
5		92	2.3%
6		33	0.8%
7		11	0.3%
8		7	0.2%
9		2	0.0%
10		1	0.0%
11		1	0.0%

Warning: these figures indicate the number of cases found in the data file. They cannot be interpreted as summary statistics of the population of interest.

a2aq1owned: Is this parcel owned or accessed through use rights?

Information [Type= discrete] [Format=numeric] [Range= 1-2] [Missing=*]

Statistics [NW/ W] [Valid=4087 /-] [Invalid=0 /-]

Value	Label	Cases	Percentage
1	Owned	4087	100.0%
2	Accessed through use rights	0	

Warning: these figures indicate the number of cases found in the data file. They cannot be interpreted as summary statistics of the population of interest.

s2aq5_1: 5.1. RESPONDENT FOR THIS PARCEL

Information [Type= discrete] [Format=numeric] [Range= 1-13] [Missing=*]

Statistics [NW/ W] [Valid=4012 /-] [Invalid=75 /-] [Mean=1.758 /-] [StdDev=1.336 /-]

Value	Label	Cases	Percentage
1		2267	56.5%
2		1260	31.4%
3		168	4.2%
4		105	2.6%
5		92	2.3%
6		45	1.1%
7		33	0.8%
8		16	0.4%
9		16	0.4%
10		4	0.1%
11		4	0.1%
12		1	0.0%
13		1	0.0%

File : AGSEC2A

s2aq5_1: 5.1. RESPONDENT FOR THIS PARCEL

Value	Label	Cases	Percentage
Sysmiss		75	

Warning: these figures indicate the number of cases found in the data file. They cannot be interpreted as summary statistics of the population of interest.

s2aq03_1a: 3.1 Has size of [PARCEL] increased, remained the same or decreased since last wa

Information	[Type= discrete] [Format=numeric] [Range= 1-3] [Missing=*]
Statistics [NW/ W]	[Valid=3936 /-] [Invalid=151 /-]

Value	Label	Cases	Percentage
1	Increased	2698	68.5%
2	Remained the same	13	0.3%
3	Decreased	1225	31.1%
Sysmiss		151	

Warning: these figures indicate the number of cases found in the data file. They cannot be interpreted as summary statistics of the population of interest.

s2aq4: 4. Size of this parcel in acres? GPS with two decimal digits

Information	[Type= continuous] [Format=numeric] [Range= 0.01-21.6] [Missing=*]
Statistics [NW/ W]	[Valid=1696 /-] [Invalid=2391 /-] [Mean=1.437 /-] [StdDev=1.811 /-]

s2aq5: 5. Size of this parcel in acres? Farmer estimation with two decimal digits

Information	[Type= continuous] [Format=numeric] [Range= 0.01-150] [Missing=*]
Statistics [NW/ W]	[Valid=4049 /-] [Invalid=38 /-] [Mean=1.681 /-] [StdDev=4.423 /-]

s2aq6: 6. Location: How long does it take to travel from the homestead to this parcel?

Information	[Type= discrete] [Format=numeric] [Range= 1-6] [Missing=*]
Statistics [NW/ W]	[Valid=4050 /-] [Invalid=37 /-]

Value	Label	Cases	Percentage
1	Less than 15mn	2265	55.9%
2	15mn-30mn	772	19.1%
3	30mn-60mn	647	16.0%
4	1hour-2hours	274	6.8%
6	Over 2 hours	92	2.3%
Sysmiss		37	

Warning: these figures indicate the number of cases found in the data file. They cannot be interpreted as summary statistics of the population of interest.

s2aq7: 7. Tenure system

Information	[Type= discrete] [Format=numeric] [Range= 1-6] [Missing=*]
Statistics [NW/ W]	[Valid=4071 /-] [Invalid=16 /-]











Value	Label	Cases	Percentage
1	Freehold	1322	32.5%
2	Leasehold	61	1.5%
3	Mailo	177	4.3%
4	Customary	2507	61.6%
6	Other (specify)	4	0.1%
Sysmiss		16	

Warning: these figures indicate the number of cases found in the data file. They cannot be interpreted as summary statistics of the population of interest.

File : AGSEC2A

s2aq8: 8. How did you acquire this parcel?

























Information	[Type= discrete] [Format=numeric] [Range= 1-96] [Missing=*]
Statistics [NW/ W]	[Valid=4071 /-] [Invalid=16 /-]

Value	Label	Cases	Percentage
1	Purchased	1291	 31.7%
2	Inherited or Received as gift	2536	 62.3%
3	Leased-in	6	 0.1%
4	Just walked in (cleared)	77	 1.9%
5	Do not know	3	 0.1%
6	Given by local authorities	3	 0.1%
7	Given by government	2	 0.0%
8	Agreement with land/use rights owner	80	 2.0%
9	Without agreement with land/use rights owner	67	 1.6%
96	Other(specify)	6	 0.1%
Sysmiss		16	

Warning: these figures indicate the number of cases found in the data file. They cannot be interpreted as summary statistics of the population of interest.

s2aq9: 9. In which year did you first acquire this parcel?

Information	[Type= discrete] [Format=numeric] [Range= 999-9998] [Missing=*]
Statistics [NW/ W]	[Valid=4087 /-] [Invalid=0 /-]

Value	Label	Cases	Percentage
999	missing year	3977	 97.3%
1929		1	 0.0%
1965		1	 0.0%
1970		1	 0.0%
1972		1	 0.0%
1974		1	 0.0%
1976		1	 0.0%
1978		2	 0.0%
1980		2	 0.0%
1982		1	 0.0%
1986		2	 0.0%
1988		1	 0.0%
1989		1	 0.0%
1990		2	 0.0%
1991		1	 0.0%
1992		1	 0.0%
1994		1	 0.0%
1995		2	 0.0%
1996		2	 0.0%
1997		2	 0.0%
1999		1	 0.0%
2000		1	 0.0%
2002		1	 0.0%
2004		1	 0.0%

File : AGSEC2A

s2aq9: 9. In which year did you first acquire this parcel?

Value	Label	Cases	Percentage
2005		3	0.1%
2007		1	0.0%
2008		3	0.1%
2009		5	0.1%
2010		1	0.0%
2011		3	0.1%
2012		5	0.1%
2013		6	0.1%
2014		4	0.1%
2015		5	0.1%
2016		8	0.2%
2017		12	0.3%
2018		16	0.4%
2019		7	0.2%
9998		1	0.0%

Warning: these figures indicate the number of cases found in the data file. They cannot be interpreted as summary statistics of the population of interest.

s2aq10: 10. Do you currently have access to the parcel?

Information	[Type= discrete] [Format=numeric] [Range= 1-2] [Missing=*]
Statistics [NW/ W]	[Valid=4087 /-] [Invalid=0 /-]

Value	Label	Cases	Percentage
1	Yes	3703	90.6%
2	No	384	9.4%

Warning: these figures indicate the number of cases found in the data file. They cannot be interpreted as summary statistics of the population of interest.

s2aq11a: 11a.What was/is the primary use of parcel - 2nd cropping season of 2018?

Information	[Type= discrete] [Format=numeric] [Range= 1-96] [Missing=*]
Statistics [NW/ W]	[Valid=4071 /-] [Invalid=16 /-]

Value	Label	Cases	Percentage
1	Own Cultivated (annual crops)	2059	50.6%
2	Own Cultivated (perennial crops)	1073	26.4%
3	Rented-out	50	1.2%
4	Cultivated by mailo tenant	0	
5	Fallow	642	15.8%
6	Pasture	85	2.1%
7	Woodlot/Forest	17	0.4%
96	Other (specify)	145	3.6%
Sysmiss		16	

Warning: these figures indicate the number of cases found in the data file. They cannot be interpreted as summary statistics of the population of interest.

s2aq11b: 11b.What was/is the primary use of parcel - 1st cropping season of 2019?

Information	[Type= discrete] [Format=numeric] [Range= 1-96] [Missing=*]
Statistics [NW/ W]	[Valid=4071 /-] [Invalid=16 /-]

File : AGSEC2A

s2aq11b: 11b. What was/is the primary use of parcel - 1st cropping season of 2019?

Value	Label	Cases	Percentage
1	Own Cultivated (annual crops)	2406	59.1%
2	Own Cultivated (perennial crops)	1125	27.6%
3	Rented-out	57	1.4%
4	Cultivated by mailo tenant	0	
5	Fallow	347	8.5%
6	Pasture	40	1.0%
7	Woodlot/Forest	19	0.5%
96	Other (specify)	77	1.9%
Sysmiss		16	

Warning: these figures indicate the number of cases found in the data file. They cannot be interpreted as summary statistics of the population of interest.

a2bq12a_1: 12a. What type of fallow was used during the 2nd cropping season of 2018?

Information	[Type= discrete] [Format=numeric] [Range= 1-3] [Missing=*]
Statistics [NW/ W]	[Valid=642 /-] [Invalid=3445 /-]

Value	Label	Cases	Percentage
1	Fallow with cover crop	161	25.1%
2	Fallow with residue Incorporation	40	6.2%
3	Bare fallow	441	68.7%
Sysmiss		3445	

Warning: these figures indicate the number of cases found in the data file. They cannot be interpreted as summary statistics of the population of interest.

a2bq12b_1: 12b. What type of fallow was used during the 1st cropping season of 2019?

Information	[Type= discrete] [Format=numeric] [Range= 1-3] [Missing=*]
Statistics [NW/ W]	[Valid=347 /-] [Invalid=3740 /-]

Value	Label	Cases	Percentage
1	Fallow with cover crop	46	13.3%
2	Fallow with residue Incorporation	31	8.9%
3	Bare fallow	270	77.8%
Sysmiss		3740	

Warning: these figures indicate the number of cases found in the data file. They cannot be interpreted as summary statistics of the population of interest.

s2aq14: 14. Total rent received/will be received during the 2 seasons

Information	[Type= continuous] [Format=numeric] [Range= 100-3000000] [Missing=*]
Statistics [NW/ W]	[Valid=70 /-] [Invalid=4017 /-] [Mean=260458.571 /-] [StdDev=400468.843 /-]

s2aq15a: 15a. What % of the parcel did you cultivate/plant-2nd cropping season of 2018?

Information	[Type= continuous] [Format=numeric] [Range= 0-100] [Missing=*]
Statistics [NW/ W]	[Valid=3132 /-] [Invalid=955 /-] [Mean=87.648 /-] [StdDev=23.36 /-]

s2aq15b: 15b. What % of the parcel did you cultivate/plant-1st cropping season of 2019?

Information	[Type= continuous] [Format=numeric] [Range= 0-100] [Missing=*]
Statistics [NW/ W]	[Valid=3526 /-] [Invalid=561 /-] [Mean=88.291 /-] [StdDev=22.562 /-]

a2aq28: 28. Does the parcel have any permanent or semi-permanent buildings, hut, shed, e

Information	[Type= discrete] [Format=numeric] [Range= 1-2] [Missing=*]
Statistics [NW/ W]	[Valid=4071 /-] [Invalid=16 /-]

File : AGSEC2A

a2aq28: 28. Does the parcel have any permanent or semi-permanent buildings, hut, shed, e

Value	Label	Cases	Percentage
1	Yes	682	<div><div></div></div> 16.8%
2	No	3389	<div><div></div></div> 83.2%
Sysmiss		16	

Warning: these figures indicate the number of cases found in the data file. They cannot be interpreted as summary statistics of the population of interest.

a2aq29a: 29a. What is the main use of the building or structure? (1/2)

Information	[Type= discrete] [Format=numeric] [Range= 1-96] [Missing=*]
Statistics [NW/ W]	[Valid=682 /-] [Invalid=3405 /-]

Value	Label	Cases	Percentage
1	residential	670	<div><div></div></div> 98.2%
2	barn/stable	1	<div><div></div></div> 0.1%
3	farm buildings	7	<div><div></div></div> 1.0%
96	other,(specify)	4	<div><div></div></div> 0.6%
Sysmiss		3405	

Warning: these figures indicate the number of cases found in the data file. They cannot be interpreted as summary statistics of the population of interest.

a2aq29b: 29a. What is the main use of the building or structure? (2/2)

Information	[Type= discrete] [Format=numeric] [Range= 1-96] [Missing=*]
Statistics [NW/ W]	[Valid=11 /-] [Invalid=4076 /-]

Value	Label	Cases	Percentage
1	residential	0	
2	barn/stable	5	<div><div></div></div> 45.5%
3	farm buildings	1	<div><div></div></div> 9.1%
96	Other	5	<div><div></div></div> 45.5%
Sysmiss		4076	

Warning: these figures indicate the number of cases found in the data file. They cannot be interpreted as summary statistics of the population of interest.

a2aq18: 18. What is the main water source to this parcel?

Information	[Type= discrete] [Format=numeric] [Range= 1-3] [Missing=*]
Statistics [NW/ W]	[Valid=4071 /-] [Invalid=16 /-]

Value	Label	Cases	Percentage
1	Irrigated	4	<div><div></div></div> 0.1%
2	Rain-fed	3976	<div><div></div></div> 97.7%
3	Swamp/wetland	91	<div><div></div></div> 2.2%
Sysmiss		16	

Warning: these figures indicate the number of cases found in the data file. They cannot be interpreted as summary statistics of the population of interest.

s2aq20: 20. During the last completed season, were there any problems with erosion in th

Information	[Type= discrete] [Format=numeric] [Range= 1-2] [Missing=*]
Statistics [NW/ W]	[Valid=4071 /-] [Invalid=16 /-]

Value	Label	Cases	Percentage
1	Yes	172	<div><div></div></div> 4.2%
2	No	3899	<div><div></div></div> 95.8%
Sysmiss		16	

Warning: these figures indicate the number of cases found in the data file. They cannot be interpreted as summary statistics of the population of interest.

File : AGSEC2A

s2aq21: 21.What was the cause of these erosion problems?

Information [Type= discrete] [Format=numeric] [Range= 1-6] [Missing=*]

Statistics [NW/ W] [Valid=172 /-] [Invalid=3915 /-]

Value	Label	Cases	Percentage
1	Terrain	87	50.6%
2	Flooding	85	49.4%
3	Wind	0	
4	Animals	0	
5	Cultivation	0	
6	Other (specify)	0	
Sysmiss		3915	

Warning: these figures indicate the number of cases found in the data file. They cannot be interpreted as summary statistics of the population of interest.

s2aq22a: 22a.Is there any erosion control/water harvesting facility on this parcel? (1/2)

Information [Type= discrete] [Format=numeric] [Range= 1-10] [Missing=*]

Statistics [NW/ W] [Valid=172 /-] [Invalid=3915 /-]

Value	Label	Cases	Percentage
1	terra	33	19.2%
2	gabio	0	
3	vetiv	10	5.8%
4	tree	0	
5	water	1	0.6%
6	drain	84	48.8%
7	dam	0	
8	none	31	18.0%
9	stone	6	3.5%
10	earth	7	4.1%
Sysmiss		3915	

Warning: these figures indicate the number of cases found in the data file. They cannot be interpreted as summary statistics of the population of interest.

s2aq22b: 22b.Is there any erosion control/water harvesting facility on this parcel? (2/2)

Information [Type= discrete] [Format=numeric] [Range= 1-10] [Missing=*]

Statistics [NW/ W] [Valid=24 /-] [Invalid=4063 /-]

Value	Label	Cases	Percentage
1	terra	0	
2	gabio	1	4.2%
3	vetiv	4	16.7%
4	tree	0	
5	water	0	
6	drain	18	75.0%
7	dam	0	
8	none	0	
9	stone	0	
10	earth	1	4.2%
Sysmiss		4063	

Warning: these figures indicate the number of cases found in the data file. They cannot be interpreted as summary statistics of the population of interest.

File : AGSEC2A

s2aq23: 23. Does this parcel have a formal certificate of title or customary certificate

Information	[Type= discrete] [Format=numeric] [Range= 1-4] [Missing=*]		
Statistics [NW/ W]	[Valid=4071 /-] [Invalid=16 /-]		

Value	Label	Cases	Percentage
1	Certificate of title	81	<div><div></div></div> 2.0%
2	Certificate of customary ownership	58	<div><div></div></div> 1.4%
3	Certificate of occupancy	81	<div><div></div></div> 2.0%
4	No document	3851	<div><div></div></div> 94.6%
Sysmiss		16	

Warning: these figures indicate the number of cases found in the data file. They cannot be interpreted as summary statistics of the population of interest.

a2aq31: 31. In which year did your household acquire the formal title or certificate for

Information	[Type= continuous] [Format=numeric] [Range= 1956-9998] [Missing=*]		
Statistics [NW/ W]	[Valid=218 /-] [Invalid=3869 /-] [Mean=2883.849 /-] [StdDev=2508.024 /-]		

s2aq26__0: 26a. Which household member's name is on the title/ certificate? - PID 1

Information	[Type= discrete] [Format=numeric] [Range= 1-99999999] [Missing=*]		
Statistics [NW/ W]	[Valid=211 /-] [Invalid=3876 /-]		

Value	Label	Cases	Percentage
1		171	<div><div></div></div> 81.0%
2		29	<div><div></div></div> 13.7%
3		1	<div><div></div></div> 0.5%
4		3	<div><div></div></div> 1.4%
5		3	<div><div></div></div> 1.4%
6		2	<div><div></div></div> 0.9%
7		2	<div><div></div></div> 0.9%
99999999	owner not part of the household	0	
Sysmiss		3876	

Warning: these figures indicate the number of cases found in the data file. They cannot be interpreted as summary statistics of the population of interest.

s2aq26__1: 26b. Which household member's name is on the title/ certificate? - PID 2

Information	[Type= discrete] [Format=numeric] [Range= 2-11] [Missing=*]		
Statistics [NW/ W]	[Valid=39 /-] [Invalid=4048 /-] [Mean=2.513 /-] [StdDev=1.715 /-]		

Value	Label	Cases	Percentage
2		35	<div><div></div></div> 89.7%
5		1	<div><div></div></div> 2.6%
6		2	<div><div></div></div> 5.1%
11		1	<div><div></div></div> 2.6%
Sysmiss		4048	

Warning: these figures indicate the number of cases found in the data file. They cannot be interpreted as summary statistics of the population of interest.

a2aq32: 32. Does your household have other documents (semi-formal or informal) that would

Information	[Type= discrete] [Format=numeric] [Range= 1-2] [Missing=*]		
Statistics [NW/ W]	[Valid=3848 /-] [Invalid=239 /-]		

Value	Label	Cases	Percentage
1	Yes	930	<div><div></div></div> 24.2%

File : AGSEC2A

a2aq32: 32. Does your household have other documents (semi-formal or informal) that woul

Value	Label	Cases	Percentage
2	No	2918	<div><div></div></div> 75.8%
Sysmiss		239	

Warning: these figures indicate the number of cases found in the data file. They cannot be interpreted as summary statistics of the population of interest.

a2aq33a: 33a. What type of informal documents does your household possess? (1/3)

Information	[Type= discrete] [Format=numeric] [Range= 1-96] [Missing=*]
Statistics [NW/ W]	[Valid=930 /-] [Invalid=3157 /-]

Value	Label	Cases	Percentage
1	inheritance	161	<div><div></div></div> 17.3%
2	gift/excahnge	119	<div><div></div></div> 12.8%
3	sales receipt	335	<div><div></div></div> 36.0%
4	survey plan	2	<div><div></div></div> 0.2%
5	Government allowance	3	<div><div></div></div> 0.3%
6	tax receipt	2	<div><div></div></div> 0.2%
7	utility bill	0	
96	other	308	<div><div></div></div> 33.1%
Sysmiss		3157	

Warning: these figures indicate the number of cases found in the data file. They cannot be interpreted as summary statistics of the population of interest.

a2aq33b: 33b. What type of informal documents does your household possess? (2/3)

Information	[Type= discrete] [Format=numeric] [Range= 1-96] [Missing=*]
Statistics [NW/ W]	[Valid=2 /-] [Invalid=4085 /-]

Value	Label	Cases	Percentage
1	inheritance	0	
2	gift/excahnge	1	<div><div></div></div> 50.0%
3	sales receipt	0	
4	survey plan	0	
5	Government allowance	0	
6	tax receipt	1	<div><div></div></div> 50.0%
7	utility bill	0	
96	other	0	
Sysmiss		4085	

Warning: these figures indicate the number of cases found in the data file. They cannot be interpreted as summary statistics of the population of interest.

a2aq33c: 33c. What type of informal documents does your household possess? (3/3)

Information	[Type= continuous] [Format=numeric] [Range= 6-96] [Missing=*]
Statistics [NW/ W]	[Valid=2 /-] [Invalid=4085 /-] [Mean=51 /-] [StdDev=63.64 /-]

s2aq24__0: 24a. Who has the Ownership rights to this parcel? - PID 1?

Information	[Type= discrete] [Format=numeric] [Range= 1-99999999] [Missing=*]
Statistics [NW/ W]	[Valid=4007 /-] [Invalid=80 /-]

Value	Label	Cases	Percentage
1		3438	<div><div></div></div> 85.8%
2		321	<div><div></div></div> 8.0%
3		76	<div><div></div></div> 1.9%

File : AGSEC2A

s2aq24__0: 24a. Who has the Ownership rights to this parcel? - PID 1?

Value	Label	Cases	Percentage
4		50	1.2%
5		43	1.1%
6		25	0.6%
7		19	0.5%
8		16	0.4%
9		4	0.1%
10		9	0.2%
11		4	0.1%
13		1	0.0%
14		1	0.0%
99999999	owner not part of the household	0	
Sysmiss		80	

Warning: these figures indicate the number of cases found in the data file. They cannot be interpreted as summary statistics of the population of interest.

s2aq24__1: 24b. Who has the Ownership rights to this parcel? - PID 2?

Information	[Type= discrete] [Format=numeric] [Range= 2-11] [Missing=*]
Statistics [NW/ W]	[Valid=1546 /-] [Invalid=2541 /-] [Mean=2.519 /-] [StdDev=1.404 /-]

Value	Label	Cases	Percentage
2		1280	82.8%
3		81	5.2%
4		43	2.8%
5		55	3.6%
6		30	1.9%
7		25	1.6%
8		10	0.6%
9		14	0.9%
10		5	0.3%
11		3	0.2%
Sysmiss		2541	

Warning: these figures indicate the number of cases found in the data file. They cannot be interpreted as summary statistics of the population of interest.

s2aq27__0: 27a. Who can decide whether to sell this parcel or use it as collateral - PID 1?

Information	[Type= discrete] [Format=numeric] [Range= 1-99999999] [Missing=*]
Statistics [NW/ W]	[Valid=4007 /-] [Invalid=80 /-]

Value	Label	Cases	Percentage
1		3430	85.6%
2		325	8.1%
3		74	1.8%
4		52	1.3%
5		45	1.1%
6		20	0.5%
7		26	0.6%
8		16	0.4%
9		5	0.1%

File : AGSEC2A

s2aq27__0: 27a. Who can decide whether to sell this parcel or use it as collateral - PID 1?

Value	Label	Cases	Percentage
10		11	0.3%
11		2	0.0%
13		1	0.0%
99999999	owner not part of the household	0	
Sysmiss		80	

Warning: these figures indicate the number of cases found in the data file. They cannot be interpreted as summary statistics of the population of interest.

s2aq27__1: 27b. Who can decide whether to sell this parcel or use it as collateral - PID 2?

Information	[Type= discrete] [Format=numeric] [Range= 2-14] [Missing=*]
Statistics [NW/ W]	[Valid=1461 /-] [Invalid=2626 /-] [Mean=2.539 /-] [StdDev=1.448 /-]

Value	Label	Cases	Percentage
2		1200	82.1%
3		80	5.5%
4		43	2.9%
5		54	3.7%
6		33	2.3%
7		18	1.2%
8		10	0.7%
9		14	1.0%
10		4	0.3%
11		4	0.3%
14		1	0.1%
Sysmiss		2626	

Warning: these figures indicate the number of cases found in the data file. They cannot be interpreted as summary statistics of the population of interest.

a2aq34: 34. Do female children have the right to inherit this parcel?

Information	[Type= discrete] [Format=numeric] [Range= 1-6] [Missing=*]
Statistics [NW/ W]	[Valid=4070 /-] [Invalid=17 /-]

Value	Label	Cases	Percentage
1	Yes: Equally as male children	850	20.9%
2	Yes: But less than male children	2178	53.5%
3	Yes: But more than male children	36	0.9%
4	Yes: But no male children	107	2.6%
5	No female children	161	4.0%
6	Not at all	738	18.1%
Sysmiss		17	

Warning: these figures indicate the number of cases found in the data file. They cannot be interpreted as summary statistics of the population of interest.

a2aq25: 25. Have you ever been concerned that somebody might dispute your ownership/ use

Information	[Type= discrete] [Format=numeric] [Range= 1-2] [Missing=*]
Statistics [NW/ W]	[Valid=4071 /-] [Invalid=16 /-]

Value	Label	Cases	Percentage
1	Yes	239	5.9%
2	No	3832	94.1%

File : AGSEC2A

a2aq25: 25. Have you ever been concerned that somebody might dispute your ownership/ use

Value	Label	Cases	Percentage
Sysmiss		16	

Warning: these figures indicate the number of cases found in the data file. They cannot be interpreted as summary statistics of the population of interest.

a2aq35: 35. Did you have any land dispute or disagreements with anyone over this parcel/

Information	[Type= discrete] [Format=numeric] [Range= 1-2] [Missing=*]
Statistics [NW/ W]	[Valid=4071 /-] [Invalid=16 /-]

Value	Label	Cases	Percentage
1	Yes	119	2.9%
2	No	3952	97.1%
Sysmiss		16	

Warning: these figures indicate the number of cases found in the data file. They cannot be interpreted as summary statistics of the population of interest.

a2aq36: 36. What was the nature of the main dispute or disagreement?

Information	[Type= discrete] [Format=numeric] [Range= 1-96] [Missing=*]
Statistics [NW/ W]	[Valid=119 /-] [Invalid=3968 /-]

Value	Label	Cases	Percentage
1	Boundary	46	38.7%
2	Ownership: Inheritance related	36	30.3%
3	Ownership: Sales related	24	20.2%
4	Ownership: Expropriation	8	6.7%
5	Ownership: Other	3	2.5%
6	Rental related	0	
96	Other (specify)	2	1.7%
Sysmiss		3968	

Warning: these figures indicate the number of cases found in the data file. They cannot be interpreted as summary statistics of the population of interest.

a2aq37: 37. How likely do you think that there would be disagreement over the ownership

Information	[Type= discrete] [Format=numeric] [Range= 1-5] [Missing=*]
Statistics [NW/ W]	[Valid=4071 /-] [Invalid=16 /-]

Value	Label	Cases	Percentage
1	Not at all (0%)	3913	96.1%
2	Somewhat likely (25%)	90	2.2%
3	Likely (50%)	41	1.0%
4	Very likely (75%)	18	0.4%
5	Certainly, for sure (100%)	9	0.2%
Sysmiss		16	

Warning: these figures indicate the number of cases found in the data file. They cannot be interpreted as summary statistics of the population of interest.

a2aq38: 38. What is the main concern?

Information	[Type= discrete] [Format=numeric] [Range= 1-96] [Missing=*]
Statistics [NW/ W]	[Valid=158 /-] [Invalid=3929 /-]

Value	Label	Cases	Percentage
1	Boundary	43	27.2%
2	Ownership: Inheritance related	49	31.0%
3	Ownership: Sales related	44	27.8%

File : AGSEC2A

a2aq38: 38. What is the main concern?

Value	Label	Cases	Percentage
4	Ownership: Other	18	<div></div> 11.4%
5	Rental related	0	
96	Other (specify)	4	<div></div> 2.5%
Sysmiss		3929	

Warning: these figures indicate the number of cases found in the data file. They cannot be interpreted as summary statistics of the population of interest.

a2aq39: 39. If you wanted to sell this property today, how much would you receive for it

Information	[Type= continuous] [Format=numeric] [Range= 0-1800000000] [Missing=*]
Statistics [NW/ W]	[Valid=4070 /-] [Invalid=17 /-] [Mean=8675346.601 /-] [StdDev=34324379.493 /-]

File : AGSEC2B

hhid: Unique 32-character long identifier of the interview

Information [Type= discrete] [Format=character] [Missing=*]

Statistics [NW/ W] [Valid=1278 /-] [Invalid=0 /-]

Value	Label	Cases	Percentage
00dc3a212a1f406		1	0.1%
0142f6f0c8f9435c		2	0.2%
01e7608a258e42c		2	0.2%
02087846085249c		1	0.1%
024172552bc5460		1	0.1%
02449af9963842c		2	0.2%
02868c7da57e465		1	0.1%
02efd503602d4d1		2	0.2%
02fbc725a3074d0		1	0.1%
03d9ca9332d5453		1	0.1%
040b3ad7eb264e3		3	0.2%
044116a438c040a		2	0.2%
0442775d8d424d2		2	0.2%
0464b7af72994de		1	0.1%
04c814d7b9cb4aa		2	0.2%
052f8d3f81c3477		1	0.1%
054124cd4eff40ec		1	0.1%
05863e44874d4d0		1	0.1%
06403dbe6bbd4f1		2	0.2%
06ca2b010f7a472		2	0.2%
074abb9330f84c7		1	0.1%
0753ace2876b483		2	0.2%
078096ed82bd4b2		1	0.1%
07b346723489448		2	0.2%
07b6c4f12d05429		1	0.1%
083ade125b70414		1	0.1%
088d7d7eb37b468		1	0.1%
08f5b8dae977412		1	0.1%
08fbc3b8e815467		3	0.2%
0aa52ee740e54bc		1	0.1%
0aaa3c3864af4ed2		1	0.1%
0ab0754b539849c		3	0.2%
0ab702b9c7c04f3		3	0.2%
0b3b982602d0417		2	0.2%
0ba00f819c6a456		2	0.2%
0ba4bc0924e449f		1	0.1%
0bcc7f6fcdc64e7f		1	0.1%
0c0509871b5f494		1	0.1%
0c22a7dbc0cb4cb		6	0.5%
0c4a4cf0e7ea4067		1	0.1%
0ca9880b3e5a43e		2	0.2%

File : AGSEC2B

hhid: Unique 32-character long identifier of the interview

Value	Label	Cases	Percentage
0cf5ba3c4a7e4b37		2	0.2%
0d1155056d5a49f		1	0.1%
0d7289cae276498		1	0.1%
0d86f0684d59449		2	0.2%
0df40545b17a4ed		1	0.1%
0e3cce40118845f		1	0.1%
0eb4081fc0ce4fb2		1	0.1%
0effe952b7be4f59		2	0.2%
0f0b2f51e6444b9		1	0.1%
0f8c738dfb7d425		1	0.1%
10b41d09cfce4c0		1	0.1%
10f727380093485		2	0.2%
11071ed7d8a4432		1	0.1%
1112c2eca9fc455		1	0.1%
1158beb5ce1a4af		2	0.2%
11849db1f29e4b0		1	0.1%
122b45c8ede3439		1	0.1%
12f5ebcc6aa8416		1	0.1%
13bbb610652645e		3	0.2%
13f80bce97ac4eb		1	0.1%
14039c7d7a0b490		1	0.1%
140e9bb1a3a94f3		1	0.1%
1410e723b01e4bf		1	0.1%
144b7e78b04746c		1	0.1%
14e10f677117459		1	0.1%
1536a495d0ee472		1	0.1%
15427620b28447		3	0.2%
154d7de01c32465		2	0.2%
16821330e76d4ec		1	0.1%
16a65db8e5df4fe		1	0.1%
171286d2a1c3410		1	0.1%
1772cebbea394b5		3	0.2%
17a52aa31b0a4f8		1	0.1%
17b3a7f9a9bb486		1	0.1%
18503ab4e314401		1	0.1%
185b5db7161742		1	0.1%
18a09e7e60274c0		1	0.1%
191d75d796be498		1	0.1%
193cf962b1a344c		2	0.2%
19791a37650a40e		1	0.1%
19bff18dc94b4c8		2	0.2%
1a4a64aab3314ac		1	0.1%
1a4ac0322d4c4ca		1	0.1%

File : AGSEC2B

hhid: Unique 32-character long identifier of the interview

Value	Label	Cases	Percentage
1af78993dda447e		1	0.1%
1b3281db1d2047f		3	0.2%
1b4d2861ba324ff		1	0.1%
1bbe3e1e27a84b0		1	0.1%
1bdbf2c002c341f		1	0.1%
1bed181d3f7c415		1	0.1%
1c1f76468bfa437		1	0.1%
1c3b57aa045e44b		1	0.1%
1d1b0112e5fc466		2	0.2%
1d2ab5a3173643e		1	0.1%
1d67353f483347f		2	0.2%
1d7ef5a2fe3f4af5		1	0.1%
1dac5db687b34fd		1	0.1%
1db04686b9954f1		1	0.1%
1de671dc290c488		1	0.1%
1e951f7b5642470		1	0.1%
1eb038760142430		3	0.2%
1f5b0d10f8e3473		1	0.1%
1f8d122263974ea		1	0.1%
1f9dbd1c79e94b1		2	0.2%
1fb6e880414f4ad		3	0.2%
1fe4c1318fd54f6e		1	0.1%
2049a03fbeac4edf		1	0.1%
209a04c63575451		2	0.2%
20a7447637264ac		1	0.1%
20d4447171b24ac		1	0.1%
20dab0d44f7d4d1		1	0.1%
20dc85914d76421		1	0.1%
2140c5c82fb2488		1	0.1%
21944e9e090548c		2	0.2%
219f2a7d3ec84ba		1	0.1%
21eb4154ed39408		1	0.1%
21f10611df21425		3	0.2%
222ddd7beeb6427		1	0.1%
23209e24c96541a		1	0.1%
2342cd7d1e3d41e		1	0.1%
2342f7a273b3482		1	0.1%
2354aa9ee2ae4dc		1	0.1%
23825fe7c5d9468		1	0.1%
23b70f075e54479		1	0.1%
2451893ed622478		1	0.1%
246c247a85b54d5		2	0.2%
249c428c330a48f		1	0.1%

File : AGSEC2B

hhid: Unique 32-character long identifier of the interview

Value	Label	Cases	Percentage
24a4a03559fd479		2	0.2%
254b5177919248e		1	0.1%
2628668b68a743e		1	0.1%
269057df6c874f1		1	0.1%
26a74b4ae08b47d		1	0.1%
27152e297a8c459		1	0.1%
27b502370a394aa		1	0.1%
27c26465f6b24f4		2	0.2%
27deb27ff8c24d3		2	0.2%
28b5dd676913440		2	0.2%
28cf2e844e8f444		4	0.3%
28cfecdc40fb49b1		1	0.1%
28e152a2974244t		1	0.1%
28e84a3ac5994a6		3	0.2%
29289812788e410		1	0.1%
2951158410a34c3		1	0.1%
2a44b004de2f468		1	0.1%
2a4a4d639a864da		4	0.3%
2a8596db3d5a4df		1	0.1%
2b400e53b4d8472		1	0.1%
2b537f6c15e7415		1	0.1%
2b71b8e86e624fe		1	0.1%
2c2658573644448		1	0.1%
2c5fb73501804b3		1	0.1%
2c6ae01abe4748b		1	0.1%
2cd3e8dd3996444		1	0.1%
2d046279a8c649f		2	0.2%
2d07bab4be684da		1	0.1%
2d1032055a2b43c		2	0.2%
2d380a13be4645t		1	0.1%
2d683a86b3e247e		1	0.1%
2da7d0700b34440		3	0.2%
2dd973cdd68e4ae		1	0.1%
2e24a9f67c484ac		1	0.1%
2e3d46d85475442		1	0.1%
2eb976486cfa4f4		1	0.1%
2ee24a84680e485		1	0.1%
2f1a139a0e0646b		3	0.2%
2f3a098e58ac41a		1	0.1%
3073111fdc9f45b		1	0.1%
30b610560a0b481		2	0.2%
30c8347ecb77482		1	0.1%
30d225662f9e41d		2	0.2%

File : AGSEC2B

hhid: Unique 32-character long identifier of the interview

Value	Label	Cases	Percentage
30d7a950af634d4		2	0.2%
30e5e2170d6544e		3	0.2%
317e05394337472		2	0.2%
31dfcc57039b4ac		1	0.1%
31e37fcc07a4475l		1	0.1%
32007359bef14db		1	0.1%
323b8b8c7a6d433		1	0.1%
32afbe44aa4e466e		1	0.1%
334dee6018014eb		1	0.1%
335fe1ef7c6546b2		1	0.1%
339af980ba28466		2	0.2%
33de788ba20149f		6	0.5%
33f56acd52c4423		1	0.1%
340f7d1cd070433		2	0.2%
3482382222f14ec		2	0.2%
34d219654732462		1	0.1%
351ff4e6c63b4f4e		1	0.1%
357decf44a614ba		2	0.2%
36386237ed3b460		1	0.1%
365d8c351f3c45f2		1	0.1%
367c2cf298dd45f8		1	0.1%
36b1194afa2a468		2	0.2%
375d654f122349f		2	0.2%
37c65147f753427		1	0.1%
37cd7a15e3294dc		2	0.2%
383f1f35d733452		1	0.1%
38984cec828a4de		1	0.1%
38aeb51580f7486		3	0.2%
39b2071f3f034d3		1	0.1%
39e4ac0ffa65481e		2	0.2%
3a1c90799ac7460		1	0.1%
3a68ac8a10ff4c3c		1	0.1%
3b010b3b5a0d46e		1	0.1%
3b486c0be9c6474		2	0.2%
3bfb0921c87c406		1	0.1%
3c909c155df640c		1	0.1%
3cf3e5d4c6254c6e		1	0.1%
3d19a96aeab94d2		6	0.5%
3d7b3d04a6cd40f		1	0.1%
3d8f911659254d8		1	0.1%
3d934f9027c042a		1	0.1%
3da46d5c723b41c		1	0.1%
3e0303b1bb61484		1	0.1%

File : AGSEC2B

hhid: Unique 32-character long identifier of the interview

Value	Label	Cases	Percentage
3e3473ea731e4ed		1	0.1%
3e3d33563d904d2		5	0.4%
3e585de4d95e4b0		1	0.1%
3e86873d49c248c		2	0.2%
3ee43e751a664d1		1	0.1%
3fbd6d8a4c12434		1	0.1%
3fd41609787344f		2	0.2%
3fe4eda5aca04a9c		1	0.1%
404f42d0f05b4d0		3	0.2%
40bbc379b3cd447		1	0.1%
40e4b238a7644ad		1	0.1%
4115e61c3e4746c		1	0.1%
4148c3c43e0944e		1	0.1%
416dec136ad7406		1	0.1%
41a0d7ea37784a2		1	0.1%
420c5338635b4d5		1	0.1%
4262515bde5435		1	0.1%
42628c9987d74dc		2	0.2%
4296df183a47497		1	0.1%
42d193eb14754ec		1	0.1%
42d44dcaaccb4d1		2	0.2%
42d7b53e230f44f		1	0.1%
4310f37c41cc428		1	0.1%
435113f93aec4ce		1	0.1%
43740d64efea4f6f		3	0.2%
43b0e1943e7a4c1		1	0.1%
44b53ab146424f6		1	0.1%
44d8ad0ee1df435		1	0.1%
44dc722eea4c497		1	0.1%
45fe14dbb34a407		3	0.2%
465331c0853145f		2	0.2%
475ef9bd4a8844c		4	0.3%
47647c043c6849c		1	0.1%
476ce5bf870d4df		1	0.1%
478bb11b757048c		1	0.1%
478c789c61a541f		2	0.2%
4854e44da3904bt		2	0.2%
485881b6f60a454		1	0.1%
4864b552d6f54bd		1	0.1%
487985446fde4b7		3	0.2%
4898d4c83547442		2	0.2%
489b6a0849fe448		1	0.1%
48a0e40cceb547b		1	0.1%

File : AGSEC2B

hhid: Unique 32-character long identifier of the interview

Value	Label	Cases	Percentage
48b970865cd6430		2	0.2%
48e3d859a85c4cc		2	0.2%
4a8e3be9296a425		1	0.1%
4aa7e3e3aa76461		1	0.1%
4aff9ba979d844f2		1	0.1%
4b451405a99342a		1	0.1%
4d163b2ea24c4d5		2	0.2%
4d58adc564a84c7		3	0.2%
4db9eefc7f49412c		1	0.1%
504c4ad1324e449		1	0.1%
5083de06b728497		1	0.1%
50af7990fb164f51		1	0.1%
50b14fc9fac141ce		1	0.1%
50ce0aeb4a3a4ce		1	0.1%
50e0bd6fa19a4d4		1	0.1%
50f1b984182f4ad		2	0.2%
511a2974a3ce48f		1	0.1%
5120b1ab49fe44c		1	0.1%
515101ffb1f5495e		1	0.1%
519b87abc4e04a6		1	0.1%
51a5917cfc8743e		1	0.1%
51b52b3dedef49b		1	0.1%
51c657fb5415477		1	0.1%
5274f9bea098498		2	0.2%
53a0bbca47fb4e3a		1	0.1%
53a99bc9b4cf41cd		1	0.1%
545e128f868a48ff		1	0.1%
5531b1d7466248e		3	0.2%
5576ad774bfb4fbf		1	0.1%
55cb0ac9e985428		2	0.2%
55e256a234e141c		1	0.1%
5607c974af294c0		1	0.1%
561b9da0e83b491		1	0.1%
56746c03ed274ca		1	0.1%
5694adb9ef8f447f		1	0.1%
56e2f95e0a8f49ee		2	0.2%
57715583020e4b8		1	0.1%
577c942c1d9846c		1	0.1%
57ba8e9457024ed		1	0.1%
5896313ce0e04d6		1	0.1%
58cd527a930742f		2	0.2%
594de625421b47c		2	0.2%
59b3f2f04b98457		1	0.1%

File : AGSEC2B

hhid: Unique 32-character long identifier of the interview

Value	Label	Cases	Percentage
5a022b3a7584434		1	0.1%
5a5c898bf25745f		1	0.1%
5aa4d09b72144eb		1	0.1%
5acd41fba38247a		2	0.2%
5ad6ab2e325d4ac		3	0.2%
5b0fb03d51ff459		2	0.2%
5b8c0268f0024da		1	0.1%
5b9f45f91a864ba		4	0.3%
5bf770e6767c469		2	0.2%
5c49d46d90a9475		1	0.1%
5c72a06c6bd749c		1	0.1%
5cbb6d1f663c448		1	0.1%
5dc0193b8eb249c		2	0.2%
5de8b32ba84640c		1	0.1%
5e5b0339ba7446c		4	0.3%
5e6c30c4feb8421		1	0.1%
5e818374e9e4488		1	0.1%
5eda5fe613e34e9		1	0.1%
5fb0bba525354c6		1	0.1%
5fc545f8e508496		1	0.1%
5fd82aee8bc4493		1	0.1%
602895c09f31448		1	0.1%
608dd2f241e94df		1	0.1%
61099aa11f1e47b		1	0.1%
6122f2c9a36d4b4		1	0.1%
616d8a138a7748c		1	0.1%
61da749fb95c432		1	0.1%
620f96a3fbb848b		3	0.2%
621a09ec49f2455		1	0.1%
62484bec83fd4f1c		1	0.1%
62899cb37c68497		1	0.1%
62b3ed471e064d8		1	0.1%
62c05af903a2443		1	0.1%
634c4b86d8e84b4		1	0.1%
639df7ca3e4d421		1	0.1%
63beda83e40040c		1	0.1%
63ca9150586c41c		1	0.1%
6404252c5156443		1	0.1%
6427df928d8245e		1	0.1%
64b850dea852453		1	0.1%
658d1dae7222468		1	0.1%
65deaa19d2694ea		1	0.1%
66713c3781bc41c		2	0.2%

File : AGSEC2B

hhid: Unique 32-character long identifier of the interview

Value	Label	Cases	Percentage
66791e53847547f		1	0.1%
66d541e5feec446		1	0.1%
66e743d7ae8f446		2	0.2%
66f6953b20594a0		1	0.1%
67a2258d2861475		1	0.1%
67ee68d46cf24a4		1	0.1%
688da235db6e488		2	0.2%
68963103f88e408		1	0.1%
68c06cbb82224e8		1	0.1%
68e7df4580f8452		1	0.1%
694d8f1dc18e471		2	0.2%
6a0ad261d873484		2	0.2%
6a0ffb46c7594e8		1	0.1%
6a3899b9c0624a6		1	0.1%
6a612ce1d9a8472		2	0.2%
6a6d97445bbe4a4		2	0.2%
6ae207f3fee3412		1	0.1%
6af42b34d72e4d4		2	0.2%
6b1e70638ebc4a3		2	0.2%
6b933522aebf44a		1	0.1%
6ba7e38dcbc5483		1	0.1%
6bed6054bbf444c		2	0.2%
6c4ceae4b5514f1		1	0.1%
6c9e2f8823bc4ab		1	0.1%
6cbdf5a1dabb4bf		1	0.1%
6cfb7f59ca214bc		1	0.1%
6d3991817c2c422		3	0.2%
6d58ddebd3ac4a8		2	0.2%
6df7df34aec4744		3	0.2%
6e09cafe878a468		2	0.2%
6e2bc5b6f89d41d		1	0.1%
6e639d5397534cc		2	0.2%
6e70903b953f4f4		1	0.1%
6e81a691c3c8473		2	0.2%
6f05a77676a145c		1	0.1%
6f4cbca19664408		2	0.2%
6f62873ad2c0482		2	0.2%
6f93fb59e3dd40a		1	0.1%
6fbfd1ca1541400		1	0.1%
6fbff33993b74df		2	0.2%
6fe4370d67bb4dd		1	0.1%
7047d89a3db14e0		1	0.1%
70b60b0e8e8c437		1	0.1%

File : AGSEC2B

hhid: Unique 32-character long identifier of the interview

Value	Label	Cases	Percentage
70e77305baeb4d5		1	0.1%
71406ef141ba4c8		2	0.2%
71460246b2ce4e3		2	0.2%
718160b39b814f4		1	0.1%
719fee60701a442		1	0.1%
724cf4fdb5fb4ba1		3	0.2%
72b26194218643e		1	0.1%
731dbc353a29407		1	0.1%
736e5276e4b94fc		2	0.2%
7386def11c4047c		1	0.1%
73a6fb0e66ed4b7		1	0.1%
73cc7a45e13048c		3	0.2%
73d2f1c17159428		1	0.1%
73e3f311ad944cd		1	0.1%
73e4f417787e4ed		1	0.1%
73e723d7579544c		1	0.1%
74489d18eec84ee		2	0.2%
7468bbb3abdc4e5		1	0.1%
7474b0b4a0944d0		2	0.2%
74fef92c6c3343ec		1	0.1%
753053a01925458		1	0.1%
75fb68d00a7f41b0		2	0.2%
766c063b35714ac		1	0.1%
767f08f5e600418		3	0.2%
76c29aa6ee8a4a5		2	0.2%
76d7bfad835e4c5		3	0.2%
77441384e9fd47a		2	0.2%
774f350dcee9480		2	0.2%
7777c12b215d4e2		1	0.1%
77d41607dfec47c		1	0.1%
792889ef89cb480		3	0.2%
79369779170e41c		1	0.1%
7949348924fa41a		1	0.1%
794c4677f01c404		1	0.1%
795a801af8a5402		1	0.1%
7985850af6c64e2		1	0.1%
79b16c4661b443c		1	0.1%
79d88e06d91e4cd		2	0.2%
79ea471afbca44e9		1	0.1%
7a4d36cdd394460		1	0.1%
7a6f3cbe080140f1		1	0.1%
7a7138c0dfd242f6		2	0.2%
7a7d6203c7b7493		1	0.1%

File : AGSEC2B

hhid: Unique 32-character long identifier of the interview

Value	Label	Cases	Percentage
7a8c6c546f6b4ac-		2	0.2%
7a9a7566d8c4454		1	0.1%
7ad6d7c40e5e4b9		2	0.2%
7adbc7d3ac504c4		2	0.2%
7b2d0bd13198415		1	0.1%
7b2f956ece294d2		1	0.1%
7c3571bb48c1453		2	0.2%
7d2eeffe41d5436e		1	0.1%
7d41679b9a7e47f		1	0.1%
7de8e459d1b54fd		1	0.1%
7deebc51089746e		1	0.1%
7dfced6cbc8848e		2	0.2%
7e09e5a5255c46d		2	0.2%
7e9c6f268eb644cf		1	0.1%
7ed3d60f89f1469f		1	0.1%
7fb6d302e972402		3	0.2%
7fe32876101b490		1	0.1%
7ffd0f7a4352484f		2	0.2%
803d97f117e04a4		2	0.2%
806e1e5f6524406		1	0.1%
809eed217de2468		3	0.2%
80a955957c8547e		1	0.1%
80ad9da8adb0413		1	0.1%
80ea906e31b5432		1	0.1%
812dc79547e84a2		2	0.2%
815c7c9d48d5434		1	0.1%
81649ea81cf844cf		2	0.2%
820e7fa8a458472		1	0.1%
8250c824289c43c		1	0.1%
83654067698848c		2	0.2%
83b290b6305c412		2	0.2%
83c98b3903bc467		1	0.1%
840c4404f7a048b		1	0.1%
84d4073a191540f		2	0.2%
859603e204a244a		1	0.1%
859e020c45b342a		1	0.1%
86101dafa2ec408f		2	0.2%
86a7071b47c14c8		1	0.1%
86f6c965eb1f4e85		2	0.2%
8738938247de4c8		2	0.2%
879c792bde2a499		1	0.1%
87a31b166777415		1	0.1%
87a8a334a93d4d9		1	0.1%

File : AGSEC2B

hhid: Unique 32-character long identifier of the interview

Value	Label	Cases	Percentage
888272c8105a4cd		1	0.1%
89342a57ba6a47b		2	0.2%
8956185e1f994c1		1	0.1%
8a57d70341d649e		1	0.1%
8a5d66f841064b2		1	0.1%
8a66fba49ae49d7		1	0.1%
8a9c30a27204497		1	0.1%
8ace712936c44a0		2	0.2%
8b53b3b61981411		1	0.1%
8b962cc0c5994ad		3	0.2%
8bf6dcc813b146f		1	0.1%
8c0cfaeebd64a46		2	0.2%
8cb24b08fbc545a		2	0.2%
8cb6627e27314a4		1	0.1%
8cc9fadde4b6455		1	0.1%
8d117b5cb54b48t		1	0.1%
8d5b7a391d4f4c5		1	0.1%
8e0800d8ec91404		1	0.1%
8e4d650733684de		1	0.1%
8ede9fa1bfa64845		1	0.1%
8f2805c60faf40a8		1	0.1%
8f28de7582444c4		4	0.3%
8f413df46af14045		1	0.1%
8f6187e86f2f4210		1	0.1%
8fa9e6cc5c0f4327		1	0.1%
8fd7e756172d4ffe		1	0.1%
90a14f812504483		1	0.1%
90b431b15e39450		1	0.1%
91215b9533744b4		1	0.1%
917bd1ae541840c		1	0.1%
917cc664a9d3474		1	0.1%
91977dd048b3479		3	0.2%
91ac1869c81245f		1	0.1%
91efc699bca8452		1	0.1%
92415a109bfe421		1	0.1%
92687adaa6c34c8		1	0.1%
92b1721f9364437		2	0.2%
93043de8823f4b3		1	0.1%
932e33f2faba4e9e		3	0.2%
940654b459cc4bc		1	0.1%
9497ebc9faaf444c		1	0.1%
94c23faa7af743f9		1	0.1%
94caf569c9b14c5		1	0.1%

File : AGSEC2B

hhid: Unique 32-character long identifier of the interview

Value	Label	Cases	Percentage
94d06fbe4f4642ff		1	0.1%
9553f4ffc1284fb6		1	0.1%
95c41cb2a4b5440		1	0.1%
96795910971f4f2		2	0.2%
968b6b1311ed442		1	0.1%
96a49d2f0bf44b7		1	0.1%
9713c0096ee1421		2	0.2%
975ff8e2759b46d		5	0.4%
97a9f78d75774aa		2	0.2%
98e418f037464d3		1	0.1%
9918bbbc0bc7474		2	0.2%
99456305d81347f		2	0.2%
99ca1beb48114a9		1	0.1%
9a051919df744dc		1	0.1%
9a69bb01aec54a0		1	0.1%
9a9edd843b7e44c		1	0.1%
9b529dee82f24c7		1	0.1%
9b88844902cf4ad		2	0.2%
9bcd26b7a944495		2	0.2%
9c4b2b70e3944e4		1	0.1%
9c6f798b6064405		1	0.1%
9cce9051cded44e		1	0.1%
9cdf579305d145c		4	0.3%
9da3836174fb48d		2	0.2%
9e5b1526f35f46e		1	0.1%
9eb87a01395b45a		2	0.2%
9eba52050a0049a		1	0.1%
9ed7a2676781477		1	0.1%
9f2b19d489c6438		1	0.1%
9f838ebb94fd432		1	0.1%
9f8f454ed136491		1	0.1%
9fc5c52e8b5b4f4f		1	0.1%
9fcd129c95c544e		3	0.2%
9fe8b4b2662f40b		1	0.1%
a03671a2c2ff401f		2	0.2%
a068544ea2794bd		1	0.1%
a08468e3285942c		2	0.2%
a0c97672aa9a451		1	0.1%
a171d0dda45341a		1	0.1%
a1cef5f8f14b49a7		2	0.2%
a20abcc5141a432		1	0.1%
a3854296881447c		4	0.3%
a3aa8987edac4de		1	0.1%

File : AGSEC2B

hhid: Unique 32-character long identifier of the interview

Value	Label	Cases	Percentage
a3b83a591eaa41b		1	0.1%
a3bb8e0be4ae482		1	0.1%
a3f06a0a2fca4ffc5		1	0.1%
a43617ac6497463		1	0.1%
a45e2caa22b64dc		2	0.2%
a470f17e5d58422		1	0.1%
a4f7d649e1e8493		2	0.2%
a534e722545046a		1	0.1%
a59919020a7c4a9		1	0.1%
a5f9c696260d498		1	0.1%
a617dc93e43a4cf:		2	0.2%
a63eb513466a489		3	0.2%
a69aac0bcfac499c		2	0.2%
a6a4bc9460134b4		1	0.1%
a6e1dbbb1c59467		1	0.1%
a70bc5a3415c493		1	0.1%
a71666bb30484bc		1	0.1%
a77784734a724e8		2	0.2%
a78868abf3bc42d		1	0.1%
a826837ab1764e4		2	0.2%
a844449b20814f9		1	0.1%
a87976736a2d41f		1	0.1%
a89e18fab188488		1	0.1%
a90f7b9132e543c		1	0.1%
a947bded848b49c		1	0.1%
aa03153c2a64471		2	0.2%
aaf8a7d0c31f450f		1	0.1%
ab13ca14ee2847d		1	0.1%
abc2eb27b6f84b2		2	0.2%
ac73ab2ead5a4eb:		1	0.1%
ace3cb5f9c744f55		1	0.1%
ad03535f108d4cf:		2	0.2%
ad4274ea317c409		2	0.2%
ad5ca01a4fdc412:		1	0.1%
ae2acf470b7d4d1:		2	0.2%
ae48ed56320d4ba		2	0.2%
ae4c75329ca646b		1	0.1%
aeb8218a028e45f:		1	0.1%
afac3402b6234ab:		2	0.2%
afb6161ef4fc480b		2	0.2%
b00df0b7d5de430		1	0.1%
b012f7585ca645f:		1	0.1%
b09aa1bab592441		1	0.1%

File : AGSEC2B

hhid: Unique 32-character long identifier of the interview

Value	Label	Cases	Percentage
b0d9f19237d647f		1	<div><div></div></div> 0.1%
b1390cc91daf4ac1		3	<div><div></div></div> 0.2%
b16831c1847e455		1	<div><div></div></div> 0.1%
b1dad98e37a426		1	<div><div></div></div> 0.1%
b3767470d6d74c5		1	<div><div></div></div> 0.1%
b3cf8f97e1874ccc		1	<div><div></div></div> 0.1%
b41fde9e216b45a		1	<div><div></div></div> 0.1%
b47741ccfd6147e		1	<div><div></div></div> 0.1%
b49cb96575cd4c3		1	<div><div></div></div> 0.1%
b4d4897bfba04a2		1	<div><div></div></div> 0.1%
b5e28ef726c9441		3	<div><div></div></div> 0.2%
b615c53133f9412		1	<div><div></div></div> 0.1%
b6680083ccb8401		1	<div><div></div></div> 0.1%
b68513ab0b61417		1	<div><div></div></div> 0.1%
b6b832111eed4cf		1	<div><div></div></div> 0.1%
b6f894e9a3924d4		2	<div><div></div></div> 0.2%
b7c55d82cf80491		1	<div><div></div></div> 0.1%
b7c93161f8804f0		1	<div><div></div></div> 0.1%
b7cc6626a4df403		2	<div><div></div></div> 0.2%
b7d2405ea17b41a		1	<div><div></div></div> 0.1%
b7f097f5ec9b480		1	<div><div></div></div> 0.1%
b7f4e293a5fc426		1	<div><div></div></div> 0.1%
b8449cee447b48e		1	<div><div></div></div> 0.1%
b89402f780e7439		1	<div><div></div></div> 0.1%
b8ba9e84a610412		1	<div><div></div></div> 0.1%
b8e2cea8f2cb416		1	<div><div></div></div> 0.1%
b8ec23406ddd432		2	<div><div></div></div> 0.2%
b98f427fb06841d		1	<div><div></div></div> 0.1%
b99143ca74184f3		3	<div><div></div></div> 0.2%
b991f018797a4ac		1	<div><div></div></div> 0.1%
b9bdf7f66314b48		1	<div><div></div></div> 0.1%
b9c14f2fe5c5470		1	<div><div></div></div> 0.1%
baa1137dc2a14b8		2	<div><div></div></div> 0.2%
baae5a260fa144fc		2	<div><div></div></div> 0.2%
babce4c54f7948a		1	<div><div></div></div> 0.1%
baf140fd0968471		1	<div><div></div></div> 0.1%
bbb14758455e472		2	<div><div></div></div> 0.2%
bbe988d76e74435		1	<div><div></div></div> 0.1%
bbfcdd7904cf47fc		1	<div><div></div></div> 0.1%
bc5a536d7ff04b1		1	<div><div></div></div> 0.1%
bc37722cebc401		1	<div><div></div></div> 0.1%
bd27f73982f14a0		1	<div><div></div></div> 0.1%
bdb354bb8e6d4a5		1	<div><div></div></div> 0.1%

File : AGSEC2B

hhid: Unique 32-character long identifier of the interview

Value	Label	Cases	Percentage
bdc980caf798468		1	0.1%
bdf2414dcc9e400		1	0.1%
be8dde780cd14d3		3	0.2%
bf17905834a842e		3	0.2%
bf3be37bfc52437		1	0.1%
bf9d7ec3f37e488e		1	0.1%
bfbf1e481841422		1	0.1%
bfc79892ff7141d7		2	0.2%
c07d993a72ec4f0		2	0.2%
c160bc829707465		1	0.1%
c16d96403d4844c		1	0.1%
c1f5cb68243e437		1	0.1%
c21897c536a245d		1	0.1%
c21ca172b2704a3		2	0.2%
c260e6f3b351439		1	0.1%
c27fb44de024448		1	0.1%
c2aca8d760cb430		1	0.1%
c3493b9c563d49c		2	0.2%
c355925c84ec4dc		1	0.1%
c36cdc633d9b406		2	0.2%
c38001d9720a4dc		1	0.1%
c38229ae4b5d4de		1	0.1%
c3bec3af1c4f432f		1	0.1%
c3ddd061cabf478		1	0.1%
c3e2341ab533495		1	0.1%
c446926de7204de		1	0.1%
c46bbb247a09427		1	0.1%
c479af7c7ced4f1e		1	0.1%
c4b8c9463c1c40e		2	0.2%
c4e19cc8b4c6486		1	0.1%
c543112060e04f9		1	0.1%
c558d59ecde74d6		1	0.1%
c5a5a13f5937460		2	0.2%
c6195e760ad2488		2	0.2%
c68e8df09cf3462		1	0.1%
c6b8a07762ad452		4	0.3%
c6be78d8dbbf42e		1	0.1%
c6e99adda75b46b		1	0.1%
c6f7d03ed47b41b		5	0.4%
c70dd1803b324b5		1	0.1%
c74969fb51ae4e0		1	0.1%
c75b833712cc44b		1	0.1%
c7632c0a1cb842e		1	0.1%

File : AGSEC2B

hhid: Unique 32-character long identifier of the interview

Value	Label	Cases	Percentage
c76b396bccdd9442		3	0.2%
c77eec233dd34f0		2	0.2%
c85b148132f4490		1	0.1%
c9038d38b39d472		1	0.1%
c9272b4495e4440		1	0.1%
c9b5223c60574c2		3	0.2%
c9ca510f05b5493		1	0.1%
c9cbf5958c86432		2	0.2%
ca05f04dc5fb4960		1	0.1%
ca4583e980e848b		3	0.2%
cacd9d54c61e44e		1	0.1%
cae0ce39279b4e9		2	0.2%
cae57f60c76d47b		1	0.1%
cb6261f36877496		1	0.1%
cb7501fa2a38421		3	0.2%
cba948d82275462		2	0.2%
cbb10f3fcada4ee1		1	0.1%
cbfe54623f66438e		1	0.1%
cc58794a234540c		1	0.1%
cc6f4c0f37d349dc		2	0.2%
cd277a80d89b475		3	0.2%
cd7d1e66e898489		1	0.1%
ce0ab3c349e841b		1	0.1%
ce4a674264b8499		1	0.1%
ce59ddca2f944eaa		1	0.1%
cea56335356b476		1	0.1%
ced961fdc3c841a2		1	0.1%
cee9a69308d7483		1	0.1%
cf0c7e5450fe4d1c		1	0.1%
cfeeb97657a146d		1	0.1%
d0003702676a4d2		1	0.1%
d06b77b10f4e41a		1	0.1%
d09d53ce3b15410		1	0.1%
d122c29d957e48e		1	0.1%
d1508f9b5dbd425		1	0.1%
d19b5c210ee5465		1	0.1%
d1aec0c1425748a		1	0.1%
d1ee8e4f09294e7		1	0.1%
d224aa16415f47c		1	0.1%
d34a41bd6797492		1	0.1%
d35378a850bc461		1	0.1%
d386bb0a11ae4b3		1	0.1%
d3dad8955741432		1	0.1%

File : AGSEC2B

hhid: Unique 32-character long identifier of the interview

Value	Label	Cases	Percentage
d42133a0d2dd4aa		1	0.1%
d43af79087294cc		3	0.2%
d45709014ad3448		1	0.1%
d462906f3fbf465		1	0.1%
d572df83ab82441		1	0.1%
d614c15d10c640f		2	0.2%
d690d7dcc88a481		1	0.1%
d69fea69f0524be		1	0.1%
d6b06414026c41		1	0.1%
d6f87e9d6ea445c		1	0.1%
d700851e72dd43		1	0.1%
d76ea9bda03e4d6		1	0.1%
d77e53921f974b3		2	0.2%
d82399caba27420		1	0.1%
d823d26a483f4f2		2	0.2%
d839c9a50329421		1	0.1%
d83b8ab8621d408		2	0.2%
d848e75df3dc471		1	0.1%
d86d2a43c16b4ab		3	0.2%
d88719baee534a4		1	0.1%
d8dbdd6a08d240e		2	0.2%
d9c62ba2b8b7465		1	0.1%
d9d5789f074a4aa		1	0.1%
da3c77de7ece491		1	0.1%
da52d04f01ac415		1	0.1%
da59c2b263a7443		1	0.1%
da8f2cca9b5f4b5e		1	0.1%
daff2df9a9b7461t		1	0.1%
db1be5b38b354af		1	0.1%
db47642e44a2422		1	0.1%
db5d0ba5c29b4ad		2	0.2%
dbbd7c7dfaee44e		1	0.1%
dbe0c28d1528445		1	0.1%
dbe940a40a884cb		1	0.1%
dc959d3ade194df		1	0.1%
dca38505f509451		1	0.1%
dcab0e4bf278424		2	0.2%
dcb53f21e8cc466		1	0.1%
dd206ad2233149e		1	0.1%
ddb6d6a53c1f415		2	0.2%
de30713f1fa94a4f		1	0.1%
de413dde36c148e		1	0.1%
de5ae2c27aba494		1	0.1%

File : AGSEC2B

hhid: Unique 32-character long identifier of the interview

Value	Label	Cases	Percentage
deae40113d89400		1	0.1%
df0183ce430a4e6		1	0.1%
df0ff958ed734a3t		1	0.1%
df1e28369a16419		1	0.1%
df1f06cda66b44f3		1	0.1%
dfac01ee641c41d		1	0.1%
e0af6581e480487		2	0.2%
e0e5c59882a04ab		1	0.1%
e152b42c9710471		1	0.1%
e1621d847f2b4c8		1	0.1%
e18770e2f8654cf2		2	0.2%
e1b9ef12df374cc7		3	0.2%
e1e4f600d96d467		1	0.1%
e2003f17fe5e4ac4		2	0.2%
e208035794a945c		1	0.1%
e209e9a91faf40ac		1	0.1%
e2129f8175624a4		1	0.1%
e23426755e80453		1	0.1%
e2420351245048t		1	0.1%
e33a0702257c400		1	0.1%
e33b089d785d45c		1	0.1%
e3757ed781814ce		1	0.1%
e38c6169570d410		2	0.2%
e3a9d55a6dbf481		1	0.1%
e3bd2174ea6242d		1	0.1%
e423b8514f984fb		1	0.1%
e453852a3edd4d9		1	0.1%
e48422ac358e481		1	0.1%
e48b3b22401f472		2	0.2%
e4ea7e6b01d9417		1	0.1%
e4f39acd480c4e6		1	0.1%
e50573f1edb4494		1	0.1%
e51b48f20cbe4a4		1	0.1%
e53e84a2f6dd406		1	0.1%
e584f4d86bb2430		1	0.1%
e6e83239204545e		1	0.1%
e7032cc83bf04c5		1	0.1%
e7139c389a944e0		1	0.1%
e7b2a8826af4454		1	0.1%
e7dbc267231649t		1	0.1%
e8a411bfd7c2447		1	0.1%
e93304fc741f48e		2	0.2%
e960d0e5dbca481		1	0.1%

File : AGSEC2B

hhid: Unique 32-character long identifier of the interview

Value	Label	Cases	Percentage
e97b81b2faab4db		1	0.1%
e9d6ebd0aa7746f		2	0.2%
e9f8f8d1007f424e		4	0.3%
e9f9338450864a9		1	0.1%
ea067071f6d64bf		1	0.1%
ea0f8ef467464f61		1	0.1%
ea3f64282dec45d		1	0.1%
ea54282529db45t		1	0.1%
eaf47480a5fe416c		1	0.1%
eaf92b67f01645cc		1	0.1%
eb003b7c513a421		1	0.1%
eb4ce2d307eb48b		1	0.1%
ebaadb561b21465		1	0.1%
ebc0193e87d5462		1	0.1%
ebda0df9a90c471'		1	0.1%
ec06fa5313c74da		1	0.1%
ec16361d869e406		1	0.1%
eccd103934df483		1	0.1%
ed2b480c4ef4433		1	0.1%
ed4170a70ffd48a		6	0.5%
ed9ab55f902c4f7c		1	0.1%
edc2e1593f6a412		1	0.1%
ee1180a3b9074cb		1	0.1%
eec360a607e1411		1	0.1%
ef0a15a0c2af418C		1	0.1%
f05999c84e3942d		2	0.2%
f06c6438ae0448e		2	0.2%
f0af4f68b5094cda		3	0.2%
f0c6d81726b24ec		1	0.1%
f0d064b16cde4ee		4	0.3%
f135b7607bcb4d4		1	0.1%
f13922ff0d4c4c47		1	0.1%
f171f84d7be14d0		1	0.1%
f24b385216a84b3		1	0.1%
f263258652d1401		1	0.1%
f291a0d067164a5		1	0.1%
f2d85c98d260438		1	0.1%
f38300e74a4d44f		1	0.1%
f3923892ad1a492		1	0.1%
f393d386e8ff496c		1	0.1%
f3cca769897e485		1	0.1%
f3e177ed6e204c6		1	0.1%
f3e25476d3ef418e		1	0.1%

File : AGSEC2B

hhid: Unique 32-character long identifier of the interview

Value	Label	Cases	Percentage
f3f51829df004c00		1	0.1%
f42c0fdf3a1b4952		1	0.1%
f45e47063a174cd		1	0.1%
f46a5db920f84ad0		1	0.1%
f48fbbf7649d4fde		1	0.1%
f4bfb4b01d514f22		1	0.1%
f549126dd640454		1	0.1%
f63883ce79c1454		1	0.1%
f63f3d9bc3634430		3	0.2%
f657fad494df41ec		1	0.1%
f69dbc80ae74436		1	0.1%
f6c7716b58434f90		1	0.1%
f7867ef75feb4792		1	0.1%
f858b1717b2040c		2	0.2%
f888744b268c4e5		4	0.3%
f8ca4422f3624940		1	0.1%
f8eb06e0daf444e8		1	0.1%
f9011508b105470		1	0.1%
f90c30b4301b413		2	0.2%
f91eb672ddd9405		1	0.1%
f929627b27cb4a6		1	0.1%
f9339e2b4fd6443		2	0.2%
f934698bf42c49d0		3	0.2%
f965c4a8834d479		1	0.1%
f97ec5c6042e466		1	0.1%
f992a8ceaea84af1		2	0.2%
f9946037a12d4f72		1	0.1%
f9c4d4b3872f440		1	0.1%
f9d72814a2ab493		1	0.1%
fa9423f9468b4a77		1	0.1%
fadf54b9fd95403f		1	0.1%
fae67a00df6c4af8		3	0.2%
fb396ea01ec44600		1	0.1%
fb99e0f23d0f46a5		2	0.2%
fc2bd45f4f544fae		1	0.1%
fc2f46d65cc4476e		2	0.2%
fc3bed7cd28a43d0		2	0.2%
fca929b4529a415		1	0.1%
fcd2d738207b45c		1	0.1%
fed98c21cbc04f02		2	0.2%
fcea1e52b50a4fd0		1	0.1%
fd4f6fd7bd304e8e		1	0.1%
fd8f6646583d4c00		1	0.1%

File : AGSEC2B

hhid: Unique 32-character long identifier of the interview

Value	Label	Cases	Percentage
fdcbac53ea814e8c		1	0.1%
fe474d1b76a14e5		1	0.1%
fe58670e69dd44d		1	0.1%
fe5da3d6ff3444ce		1	0.1%
fe77bbfc66cb42ef		1	0.1%
fe9c51ecc14a45b7		2	0.2%
fec6f0f8f73b414fl		2	0.2%
ff6c8b1a47334dcf		1	0.1%
ff7764871966407		1	0.1%
ff8b330984bc466		1	0.1%

Warning: these figures indicate the number of cases found in the data file. They cannot be interpreted as summary statistics of the population of interest.

parcelID: Parcel identifier

Information		[Type= discrete] [Format=numeric] [Range= 1-11] [Missing=*]	
Statistics [NW/ W]		[Valid=1278 /-] [Invalid=0 /-] [Mean=2.28 /-] [StdDev=1.414 /-]	
Value	Label	Cases	Percentage
1		463	<div></div> 36.2%
2		373	<div></div> 29.2%
3		233	<div></div> 18.2%
4		113	<div></div> 8.8%
5		55	<div></div> 4.3%
6		25	<div></div> 2.0%
7		7	<div></div> 0.5%
8		4	<div></div> 0.3%
9		3	<div></div> 0.2%
10		1	0.1%
11		1	0.1%

Warning: these figures indicate the number of cases found in the data file. They cannot be interpreted as summary statistics of the population of interest.

t0_hhid: Household ID number linking household data to other waves

Information		[Type= discrete] [Format=character] [Missing=*]	
Statistics [NW/ W]		[Valid=1278 /-] [Invalid=0 /-]	
Value	Label	Cases	Percentage
H0039		1	<div></div> 0.1%
H0153		2	<div></div> 0.2%
H0154		1	<div></div> 0.1%
H0156		3	<div></div> 0.2%
H0157		1	<div></div> 0.1%
H0158		2	<div></div> 0.2%
H0159		1	<div></div> 0.1%
H0160		1	<div></div> 0.1%
H0162		1	<div></div> 0.1%
H0163		2	<div></div> 0.2%
H0167		1	<div></div> 0.1%

File : AGSEC2B

t0_hhid: Household ID number linking household data to other waves

Value	Label	Cases	Percentage
H0169		2	0.2%
H0170		1	0.1%
H0173		1	0.1%
H0175		1	0.1%
H0179		2	0.2%
H0181		1	0.1%
H0182		1	0.1%
H0184		2	0.2%
H0185		2	0.2%
H0186		1	0.1%
H0189		1	0.1%
H0190		1	0.1%
H0197		1	0.1%
H0203		3	0.2%
H0204		1	0.1%
H0207		1	0.1%
H0213		2	0.2%
H0217		1	0.1%
H0218		1	0.1%
H0219		1	0.1%
H0220		1	0.1%
H0225		1	0.1%
H0227		1	0.1%
H0229		1	0.1%
H0230		2	0.2%
H0232		1	0.1%
H0237		2	0.2%
H0241		2	0.2%
H0242		2	0.2%
H0243		2	0.2%
H0249		1	0.1%
H0256		1	0.1%
H0258		1	0.1%
H0261		1	0.1%
H0263		1	0.1%
H0267		1	0.1%
H0275		1	0.1%
H0286		1	0.1%
H0287		2	0.2%
H0296		2	0.2%
H0298		2	0.2%
H0310		1	0.1%
H0311		1	0.1%

File : AGSEC2B

t0_hhid: Household ID number linking household data to other waves

Value	Label	Cases	Percentage
H0312		1	0.1%
H0315		1	0.1%
H0319		2	0.2%
H0322		1	0.1%
H0330		1	0.1%
H0331		1	0.1%
H0335		1	0.1%
H0336		1	0.1%
H0338		1	0.1%
H0341		1	0.1%
H0342		1	0.1%
H0344		2	0.2%
H0347		1	0.1%
H0350		1	0.1%
H0351		1	0.1%
H0352		2	0.2%
H0353		1	0.1%
H0357		1	0.1%
H0362		2	0.2%
H0363		1	0.1%
H0364		1	0.1%
H0365		2	0.2%
H0368		2	0.2%
H0371		2	0.2%
H0376		1	0.1%
H0378		1	0.1%
H0381		1	0.1%
H0400		1	0.1%
H0404		1	0.1%
H0405		1	0.1%
H0407		1	0.1%
H0411		1	0.1%
H0412		1	0.1%
H0414		1	0.1%
H0416		2	0.2%
H0418		1	0.1%
H0419		1	0.1%
H0420		2	0.2%
H0423		1	0.1%
H0424		1	0.1%
H0425		2	0.2%
H0426		1	0.1%
H0431		2	0.2%

File : AGSEC2B

t0_hhid: Household ID number linking household data to other waves

Value	Label	Cases	Percentage
H0432		1	0.1%
H0433		1	0.1%
H0439		1	0.1%
H0444		2	0.2%
H0445		2	0.2%
H0446		1	0.1%
H0447		1	0.1%
H0467		1	0.1%
H0468		1	0.1%
H0488		1	0.1%
H0491		1	0.1%
H0503		1	0.1%
H0511		2	0.2%
H0516		1	0.1%
H0522		1	0.1%
H0549		1	0.1%
H0552		2	0.2%
H0553		3	0.2%
H0558		2	0.2%
H0561		1	0.1%
H0563		1	0.1%
H0564		1	0.1%
H0565		1	0.1%
H0567		5	0.4%
H0569		2	0.2%
H0570		1	0.1%
H0572		1	0.1%
H0581		4	0.3%
H0583		2	0.2%
H0584		1	0.1%
H0586		1	0.1%
H0589		3	0.2%
H0595		1	0.1%
H0601		2	0.2%
H0603		3	0.2%
H0608		1	0.1%
H0611		1	0.1%
H0614		1	0.1%
H0620		2	0.2%
H0621		1	0.1%
H0622		2	0.2%
H0623		2	0.2%
H0624		1	0.1%

File : AGSEC2B

t0_hhid: Household ID number linking household data to other waves

Value	Label	Cases	Percentage
H0626		1	0.1%
H0627		1	0.1%
H0633		1	0.1%
H0642		2	0.2%
H0644		2	0.2%
H0647		3	0.2%
H0651		1	0.1%
H0654		1	0.1%
H0655		1	0.1%
H0657		3	0.2%
H0658		1	0.1%
H0660		1	0.1%
H0661		1	0.1%
H0662		1	0.1%
H0664		1	0.1%
H0674		1	0.1%
H0676		1	0.1%
H0678		2	0.2%
H0680		1	0.1%
H0684		1	0.1%
H0685		1	0.1%
H0686		1	0.1%
H0687		1	0.1%
H0689		1	0.1%
H0691		1	0.1%
H0699		1	0.1%
H0705		1	0.1%
H0710		2	0.2%
H0711		1	0.1%
H0718		1	0.1%
H0722		2	0.2%
H0724		1	0.1%
H0725		1	0.1%
H0726		1	0.1%
H0727		2	0.2%
H0728		2	0.2%
H0738		1	0.1%
H0741		2	0.2%
H0742		1	0.1%
H0744		2	0.2%
H0746		2	0.2%
H0749		2	0.2%
H0750		1	0.1%

File : AGSEC2B

t0_hhid: Household ID number linking household data to other waves

Value	Label	Cases	Percentage
H0756		1	0.1%
H0757		1	0.1%
H0759		1	0.1%
H0760		1	0.1%
H0764		1	0.1%
H0768		1	0.1%
H0770		1	0.1%
H0775		1	0.1%
H0777		1	0.1%
H0778		1	0.1%
H0779		1	0.1%
H0782		2	0.2%
H0785		1	0.1%
H0787		2	0.2%
H0788		1	0.1%
H0793		1	0.1%
H0797		1	0.1%
H0800		1	0.1%
H0803		3	0.2%
H0804		1	0.1%
H0807		1	0.1%
H0808		1	0.1%
H0809		2	0.2%
H0810		1	0.1%
H0813		2	0.2%
H0814		1	0.1%
H0816		1	0.1%
H0818		1	0.1%
H0822		1	0.1%
H0824		1	0.1%
H0826		2	0.2%
H0829		2	0.2%
H0831		1	0.1%
H0832		2	0.2%
H0834		1	0.1%
H0836		3	0.2%
H0838		2	0.2%
H0839		1	0.1%
H0840		2	0.2%
H0842		1	0.1%
H0843		1	0.1%
H0844		1	0.1%
H0845		2	0.2%

File : AGSEC2B

t0_hhid: Household ID number linking household data to other waves

Value	Label	Cases	Percentage
H0850		4	0.3%
H0852		2	0.2%
H0853		2	0.2%
H0854		1	0.1%
H0855		2	0.2%
H0856		1	0.1%
H0858		2	0.2%
H0860		1	0.1%
H0862		1	0.1%
H0865		1	0.1%
H0866		1	0.1%
H0868		1	0.1%
H0869		1	0.1%
H0870		2	0.2%
H0872		1	0.1%
H0873		2	0.2%
H0874		1	0.1%
H0889		2	0.2%
H0891		1	0.1%
H0892		1	0.1%
H0893		1	0.1%
H0894		1	0.1%
H0895		1	0.1%
H0902		1	0.1%
H0910		1	0.1%
H0912		1	0.1%
H0913		1	0.1%
H0915		1	0.1%
H0917		1	0.1%
H0918		4	0.3%
H0921		1	0.1%
H0922		1	0.1%
H0923		1	0.1%
H0928		1	0.1%
H0931		1	0.1%
H0934		1	0.1%
H0935		2	0.2%
H0937		3	0.2%
H0938		2	0.2%
H0940		1	0.1%
H0941		1	0.1%
H0944		1	0.1%
H0945		2	0.2%

File : AGSEC2B

t0_hhid: Household ID number linking household data to other waves

Value	Label	Cases	Percentage
H0947		1	0.1%
H0948		1	0.1%
H0952		2	0.2%
H0959		1	0.1%
H0960		1	0.1%
H0961		1	0.1%
H0963		1	0.1%
H0964		3	0.2%
H0966		1	0.1%
H0968		1	0.1%
H0970		1	0.1%
H0971		1	0.1%
H0972		2	0.2%
H0973		1	0.1%
H0977		2	0.2%
H0978		1	0.1%
H0979		1	0.1%
H0987		1	0.1%
H0993		1	0.1%
H0994		1	0.1%
H0997		1	0.1%
H0998		1	0.1%
H1000		1	0.1%
H1011		1	0.1%
H1021		1	0.1%
H1024		1	0.1%
H1041		1	0.1%
H1042		1	0.1%
H1044		1	0.1%
H1058		1	0.1%
H1059		1	0.1%
H1063		1	0.1%
H1064		2	0.2%
H1065		1	0.1%
H1069		2	0.2%
H1082		1	0.1%
H1084		1	0.1%
H1085		3	0.2%
H1086		1	0.1%
H1088		1	0.1%
H1089		1	0.1%
H1091		1	0.1%
H1092		3	0.2%

File : AGSEC2B

t0_hhid: Household ID number linking household data to other waves

Value	Label	Cases	Percentage
H1093		1	0.1%
H1102		2	0.2%
H1104		1	0.1%
H1108		1	0.1%
H1112		1	0.1%
H1113		1	0.1%
H1114		1	0.1%
H1115		1	0.1%
H1122		2	0.2%
H1132		1	0.1%
H1142		1	0.1%
H1143		1	0.1%
H1147		2	0.2%
H1150		1	0.1%
H1152		1	0.1%
H1153		1	0.1%
H1159		2	0.2%
H1161		2	0.2%
H1165		2	0.2%
H1170		3	0.2%
H1171		1	0.1%
H1172		4	0.3%
H1175		2	0.2%
H1176		1	0.1%
H1181		2	0.2%
H1187		3	0.2%
H1194		1	0.1%
H1197		1	0.1%
H1198		1	0.1%
H1202		1	0.1%
H1203		1	0.1%
H1204		1	0.1%
H1207		2	0.2%
H1208		3	0.2%
H1209		2	0.2%
H1212		1	0.1%
H1216		3	0.2%
H1219		1	0.1%
H1224		1	0.1%
H1230		1	0.1%
H1238		3	0.2%
H1239		1	0.1%
H1241		1	0.1%

File : AGSEC2B

t0_hhid: Household ID number linking household data to other waves

Value	Label	Cases	Percentage
H1244		3	0.2%
H1246		2	0.2%
H1247		1	0.1%
H1250		1	0.1%
H1252		6	0.5%
H1254		1	0.1%
H1256		1	0.1%
H1260		1	0.1%
H1262		1	0.1%
H1266		1	0.1%
H1272		2	0.2%
H1275		1	0.1%
H1282		1	0.1%
H1283		2	0.2%
H1286		2	0.2%
H1296		1	0.1%
H1298		1	0.1%
H1303		2	0.2%
H1306		1	0.1%
H1308		2	0.2%
H1309		2	0.2%
H1311		1	0.1%
H1313		1	0.1%
H1316		3	0.2%
H1318		2	0.2%
H1319		1	0.1%
H1320		3	0.2%
H1323		3	0.2%
H1324		1	0.1%
H1329		2	0.2%
H1333		2	0.2%
H1335		4	0.3%
H1336		1	0.1%
H1339		2	0.2%
H1341		1	0.1%
H1345		2	0.2%
H1351		1	0.1%
H1352		1	0.1%
H1356		1	0.1%
H1363		3	0.2%
H1364		1	0.1%
H1369		1	0.1%
H1373		1	0.1%

File : AGSEC2B

t0_hhid: Household ID number linking household data to other waves

Value	Label	Cases	Percentage
H1374		2	0.2%
H1376		1	0.1%
H1385		1	0.1%
H1387		1	0.1%
H1389		1	0.1%
H1390		2	0.2%
H1391		1	0.1%
H1396		1	0.1%
H1398		1	0.1%
H1400		1	0.1%
H1402		1	0.1%
H1403		1	0.1%
H1405		3	0.2%
H1408		2	0.2%
H1415		4	0.3%
H1421		1	0.1%
H1422		2	0.2%
H1423		2	0.2%
H1425		2	0.2%
H1426		1	0.1%
H1429		1	0.1%
H1431		1	0.1%
H1434		1	0.1%
H1438		3	0.2%
H1443		1	0.1%
H1447		2	0.2%
H1448		1	0.1%
H1452		1	0.1%
H1453		2	0.2%
H1454		1	0.1%
H1456		1	0.1%
H1457		3	0.2%
H1461		1	0.1%
H1464		1	0.1%
H1467		2	0.2%
H1472		1	0.1%
H1474		1	0.1%
H1480		1	0.1%
H1483		1	0.1%
H1485		2	0.2%
H1486		1	0.1%
H1490		1	0.1%
H1491		4	0.3%

File : AGSEC2B

t0_hhid: Household ID number linking household data to other waves

Value	Label	Cases	Percentage
H1492		1	0.1%
H1497		3	0.2%
H1499		3	0.2%
H1503		1	0.1%
H1505		1	0.1%
H1508		2	0.2%
H1510		1	0.1%
H1519		2	0.2%
H1520		6	0.5%
H1522		2	0.2%
H1523		1	0.1%
H1527		1	0.1%
H1528		1	0.1%
H1532		1	0.1%
H1535		3	0.2%
H1540		1	0.1%
H1541		1	0.1%
H1542		2	0.2%
H1546		1	0.1%
H1551		1	0.1%
H1553		1	0.1%
H1555		1	0.1%
H1562		1	0.1%
H1570		2	0.2%
H1572		2	0.2%
H1577		1	0.1%
H1579		2	0.2%
H1582		1	0.1%
H1583		3	0.2%
H1586		1	0.1%
H1588		1	0.1%
H1590		1	0.1%
H1591		2	0.2%
H1592		1	0.1%
H1597		3	0.2%
H1600		1	0.1%
H1605		1	0.1%
H1606		1	0.1%
H1607		5	0.4%
H1609		2	0.2%
H1614		3	0.2%
H1617		1	0.1%
H1619		2	0.2%

File : AGSEC2B

t0_hhid: Household ID number linking household data to other waves

Value	Label	Cases	Percentage
H1624		1	0.1%
H1625		2	0.2%
H1631		2	0.2%
H1632		3	0.2%
H1634		1	0.1%
H1636		1	0.1%
H1641		1	0.1%
H1657		1	0.1%
H1672		4	0.3%
H1673		1	0.1%
H1683		1	0.1%
H1684		6	0.5%
H1685		3	0.2%
H1686		1	0.1%
H1687		1	0.1%
H1696		1	0.1%
H1700		2	0.2%
H1708		2	0.2%
H1714		1	0.1%
H1721		1	0.1%
H1722		1	0.1%
H1728		1	0.1%
H1732		1	0.1%
H1736		1	0.1%
H1737		3	0.2%
H1743		1	0.1%
H1744		1	0.1%
H1745		1	0.1%
H1746		1	0.1%
H1749		2	0.2%
H1753		1	0.1%
H1756		1	0.1%
H1762		1	0.1%
H1763		1	0.1%
H1765		1	0.1%
H1776		3	0.2%
H1779		1	0.1%
H1782		1	0.1%
H1786		1	0.1%
H1793		1	0.1%
H1795		2	0.2%
H1796		1	0.1%
H1808		1	0.1%

File : AGSEC2B

t0_hhid: Household ID number linking household data to other waves

Value	Label	Cases	Percentage
H1812		1	0.1%
H1833		1	0.1%
H1834		4	0.3%
H1836		1	0.1%
H1838		3	0.2%
H1840		2	0.2%
H1841		2	0.2%
H1846		2	0.2%
H1849		3	0.2%
H1853		1	0.1%
H1854		2	0.2%
H1860		1	0.1%
H1862		3	0.2%
H1866		2	0.2%
H1867		1	0.1%
H1868		2	0.2%
H1869		1	0.1%
H1872		1	0.1%
H1888		1	0.1%
H1894		2	0.2%
H1916		1	0.1%
H1917		2	0.2%
H1919		2	0.2%
H1921		1	0.1%
H1923		1	0.1%
H1932		1	0.1%
H1935		1	0.1%
H1937		1	0.1%
H1939		1	0.1%
H1943		1	0.1%
H1946		1	0.1%
H1953		3	0.2%
H1960		1	0.1%
H1961		1	0.1%
H1962		1	0.1%
H1963		1	0.1%
H1967		1	0.1%
H1969		1	0.1%
H1974		2	0.2%
H1975		1	0.1%
H1981		1	0.1%
H1982		1	0.1%
H1989		1	0.1%

File : AGSEC2B

t0_hhid: Household ID number linking household data to other waves

Value	Label	Cases	Percentage
H2002		1	0.1%
H2007		2	0.2%
H2008		1	0.1%
H2010		1	0.1%
H2013		1	0.1%
H2015		1	0.1%
H2018		1	0.1%
H2021		1	0.1%
H2038		1	0.1%
H2043		1	0.1%
H2047		1	0.1%
H2056		1	0.1%
H2058		1	0.1%
H2063		2	0.2%
H2065		1	0.1%
H2075		2	0.2%
H2079		1	0.1%
H2082		3	0.2%
H2083		2	0.2%
H2086		1	0.1%
H2091		1	0.1%
H2098		1	0.1%
H2099		1	0.1%
H2100		2	0.2%
H2101		2	0.2%
H2105		1	0.1%
H2116		1	0.1%
H2131		1	0.1%
H2134		1	0.1%
H2139		1	0.1%
H2150		1	0.1%
H2151		1	0.1%
H2152		1	0.1%
H2157		1	0.1%
H2175		2	0.2%
H2180		1	0.1%
H2182		1	0.1%
H2190		1	0.1%
H2192		1	0.1%
H2193		2	0.2%
H2197		4	0.3%
H2198		2	0.2%
H2199		2	0.2%

File : AGSEC2B

t0_hhid: Household ID number linking household data to other waves

Value	Label	Cases	Percentage
H2200		3	0.2%
H2201		1	0.1%
H2207		3	0.2%
H2209		1	0.1%
H2210		1	0.1%
H2213		1	0.1%
H2218		1	0.1%
H2220		2	0.2%
H2222		1	0.1%
H2229		3	0.2%
H2232		1	0.1%
H2233		1	0.1%
H2235		1	0.1%
H2236		1	0.1%
H2238		1	0.1%
H2243		1	0.1%
H2250		1	0.1%
H2252		1	0.1%
H2253		2	0.2%
H2256		1	0.1%
H2259		1	0.1%
H2260		1	0.1%
H2261		2	0.2%
H2263		1	0.1%
H2265		5	0.4%
H2267		1	0.1%
H2268		1	0.1%
H2269		1	0.1%
H2270		1	0.1%
H2273		1	0.1%
H2274		1	0.1%
H2275		1	0.1%
H2278		3	0.2%
H2279		1	0.1%
H2282		4	0.3%
H2283		2	0.2%
H2285		1	0.1%
H2291		2	0.2%
H2294		2	0.2%
H2306		1	0.1%
H2308		1	0.1%
H2311		2	0.2%
H2317		1	0.1%

File : AGSEC2B

t0_hhid: Household ID number linking household data to other waves

Value	Label	Cases	Percentage
H2326		1	0.1%
H2327		2	0.2%
H2328		3	0.2%
H2332		1	0.1%
H2341		1	0.1%
H2347		1	0.1%
H2351		1	0.1%
H2353		2	0.2%
H2354		1	0.1%
H2360		1	0.1%
H2365		1	0.1%
H2370		1	0.1%
H2372		2	0.2%
H2374		1	0.1%
H2375		1	0.1%
H2385		1	0.1%
H2390		1	0.1%
H2391		1	0.1%
H2393		6	0.5%
H2407		1	0.1%
H2417		1	0.1%
H2421		1	0.1%
H2426		1	0.1%
H2430		1	0.1%
H2438		1	0.1%
H2444		1	0.1%
H2446		1	0.1%
H2449		3	0.2%
H2451		1	0.1%
H2459		2	0.2%
H2462		1	0.1%
H2464		1	0.1%
H2465		1	0.1%
H2468		1	0.1%
H2469		3	0.2%
H2475		1	0.1%
H2477		2	0.2%
H2482		1	0.1%
H2487		1	0.1%
H2490		1	0.1%
H2497		1	0.1%
H2506		2	0.2%
H2508		3	0.2%

File : AGSEC2B

t0_hhid: Household ID number linking household data to other waves

Value	Label	Cases	Percentage
H2509		1	0.1%
H2511		1	0.1%
H2518		3	0.2%
H2519		1	0.1%
H2522		2	0.2%
H2525		2	0.2%
H2529		2	0.2%
H2535		1	0.1%
H2536		1	0.1%
H2537		1	0.1%
H2542		1	0.1%
H2554		1	0.1%
H2558		1	0.1%
H2562		1	0.1%
H2563		1	0.1%
H2567		1	0.1%
H2568		1	0.1%
H2575		1	0.1%
H2578		1	0.1%
H2591		1	0.1%
H2593		1	0.1%
H2597		1	0.1%
H2603		2	0.2%
H2604		1	0.1%
H2605		1	0.1%
H2606		1	0.1%
H2607		1	0.1%
H2616		1	0.1%
H2617		2	0.2%
H2626		1	0.1%
H2627		1	0.1%
H2632		1	0.1%
H2637		1	0.1%
H2639		1	0.1%
H2640		1	0.1%
H2643		1	0.1%
H2652		1	0.1%
H2654		1	0.1%
H2656		1	0.1%
H2657		1	0.1%
H2659		1	0.1%
H2660		1	0.1%
H2661		1	0.1%

File : AGSEC2B

t0_hhid: Household ID number linking household data to other waves

Value	Label	Cases	Percentage
H2668		1	0.1%
H2669		1	0.1%
H2670		1	0.1%
H2672		1	0.1%
H2673		1	0.1%
H2674		2	0.2%
H2675		1	0.1%
H2677		2	0.2%
H2679		1	0.1%
H2685		2	0.2%
H2686		1	0.1%
H2687		1	0.1%
H2689		1	0.1%
H2690		1	0.1%
H2691		1	0.1%
H2692		2	0.2%
H2701		1	0.1%
H2708		1	0.1%
H2709		1	0.1%
H2711		1	0.1%
H2716		1	0.1%
H2719		2	0.2%
H2720		3	0.2%
H2721		1	0.1%
H2725		1	0.1%
H2727		1	0.1%
H2728		1	0.1%
H2729		1	0.1%
H2734		1	0.1%
H2740		1	0.1%
H2749		3	0.2%
H2750		1	0.1%
H2757		1	0.1%
H2762		1	0.1%
H2766		1	0.1%
H2770		1	0.1%
H2780		2	0.2%
H2782		1	0.1%
H2791		1	0.1%
H2830		1	0.1%
H2832		2	0.2%
H2833		1	0.1%
H2834		2	0.2%












































File : AGSEC2B

t0_hhid: Household ID number linking household data to other waves

Value	Label	Cases	Percentage
H2836		1	<div></div> 0.1%
H2848		1	<div></div> 0.1%
H2851		1	<div></div> 0.1%
H2866		2	<div></div> 0.2%
H2872		2	<div></div> 0.2%
H2877		1	<div></div> 0.1%
H2880		1	<div></div> 0.1%
H2882		2	<div></div> 0.2%
H2883		2	<div></div> 0.2%
H2884		1	<div></div> 0.1%
H2885		1	<div></div> 0.1%
H2887		2	<div></div> 0.2%
H2890		1	<div></div> 0.1%
H2893		1	<div></div> 0.1%
H2898		1	<div></div> 0.1%
H2901		1	<div></div> 0.1%
H2903		1	<div></div> 0.1%
H2906		1	<div></div> 0.1%
H2912		1	<div></div> 0.1%
H2915		1	<div></div> 0.1%
H2917		1	<div></div> 0.1%
H2919		1	<div></div> 0.1%
H2921		1	<div></div> 0.1%
H2926		1	<div></div> 0.1%
H2928		1	<div></div> 0.1%
H2931		1	<div></div> 0.1%
H2933		2	<div></div> 0.2%
H2951		1	<div></div> 0.1%
H2954		1	<div></div> 0.1%
H2959		2	<div></div> 0.2%
H2968		2	<div></div> 0.2%
H2980		1	<div></div> 0.1%
H2987		1	<div></div> 0.1%
H2990		1	<div></div> 0.1%
H2993		1	<div></div> 0.1%
H2996		1	<div></div> 0.1%
H2999		1	<div></div> 0.1%
H3000		1	<div></div> 0.1%
H3002		1	<div></div> 0.1%
H3007		2	<div></div> 0.2%
H3010		1	<div></div> 0.1%
H3018		1	<div></div> 0.1%
H3019		2	<div></div> 0.2%

File : AGSEC2B

t0_hhid: Household ID number linking household data to other waves

Value	Label	Cases	Percentage
H3021		1	 0.1%
H3022		1	 0.1%
H3023		1	 0.1%
H3024		1	 0.1%
H3025		2	 0.2%
H3027		1	 0.1%
H3031		2	 0.2%
H3032		1	 0.1%
H3033		1	 0.1%
H3037		1	 0.1%
H3038		1	 0.1%
H3043		1	 0.1%
H3050		1	 0.1%
H3051		1	 0.1%
H3056		1	 0.1%
H3057		1	 0.1%
H3062		1	 0.1%
H3063		1	 0.1%
H3064		1	 0.1%
H3065		1	 0.1%
H3067		1	 0.1%
H3068		1	 0.1%
H3072		1	 0.1%
H3079		1	 0.1%
H3085		2	 0.2%
H3088		2	 0.2%
H3091		1	 0.1%
H3094		1	 0.1%
H3097		1	 0.1%
H3099		1	 0.1%
H3102		1	 0.1%
H3107		1	 0.1%
H3108		1	 0.1%
H3113		1	 0.1%
H3124		1	 0.1%
H3136		1	 0.1%
H3138		1	 0.1%
H3142		1	 0.1%
H3144		1	 0.1%
H3145		2	 0.2%
H3146		1	 0.1%
H3148		1	 0.1%
H3155		1	 0.1%

File : AGSEC2B

t0_hhid: Household ID number linking household data to other waves

Value	Label	Cases	Percentage
H3157		4	0.3%
H3160		2	0.2%
H3165		1	0.1%
H3171		1	0.1%
H3176		1	0.1%
H3177		1	0.1%
H3182		1	0.1%
H3188		1	0.1%
H3190		1	0.1%
H3192		1	0.1%
H3195		1	0.1%
H3196		1	0.1%
H3201		1	0.1%
H3210		1	0.1%
H3211		2	0.2%
H3219		1	0.1%
H3220		1	0.1%
H3222		1	0.1%
H3225		1	0.1%
H3226		1	0.1%
H3231		1	0.1%
H3233		1	0.1%
H3234		1	0.1%
H3240		2	0.2%
S9991015		1	0.1%
S9991016		1	0.1%
S9992007		1	0.1%
S9993016		1	0.1%
S9993022		1	0.1%
S9996001		2	0.2%
S9996018		1	0.1%
S9996020		1	0.1%
S9997030		3	0.2%
S9998005		2	0.2%
S9998027		1	0.1%
S9998030		3	0.2%
S9999024		2	0.2%
S9999027		3	0.2%
S9999029		1	0.1%
S9999030		1	0.1%

Warning: these figures indicate the number of cases found in the data file. They cannot be interpreted as summary statistics of the population of interest.

s2aq05_1: 5.1. RESPONDENT FOR THIS PARCEL

Information [Type= discrete] [Format=numeric] [Range= 1-12] [Missing=*]

File : AGSEC2B

s2aq05_1: 5.1. RESPONDENT FOR THIS PARCEL

Statistics [NW/ W] [Valid=1235 /-] [Invalid=43 /-] [Mean=1.667 /-] [StdDev=1.308 /-]

Value	Label	Cases	Percentage
1		743	60.2%
2		380	30.8%
3		32	2.6%
4		32	2.6%
5		17	1.4%
6		5	0.4%
7		10	0.8%
8		8	0.6%
9		3	0.2%
10		1	0.1%
11		2	0.2%
12		2	0.2%
Sysmiss		43	

Warning: these figures indicate the number of cases found in the data file. They cannot be interpreted as summary statistics of the population of interest.

s2aq03_3: 3.2 Does the household still own/have access rights to this parcel?

Information [Type= discrete] [Format=numeric] [Range= 1-3] [Missing=*]

Statistics [NW/ W] [Valid=1253 /-] [Invalid=25 /-]

Value	Label	Cases	Percentage
1	Yes	1016	81.1%
2	No	60	4.8%
3	New Parcel	177	14.1%
Sysmiss		25	

Warning: these figures indicate the number of cases found in the data file. They cannot be interpreted as summary statistics of the population of interest.

a2bq1owned: Is this parcel owned or accessed through use rights?

Information [Type= discrete] [Format=numeric] [Range= 1-2] [Missing=*]

Statistics [NW/ W] [Valid=1278 /-] [Invalid=0 /-]

Value	Label	Cases	Percentage
1	Owned	0	
2	Accessed through use rights	1278	100.0%

Warning: these figures indicate the number of cases found in the data file. They cannot be interpreted as summary statistics of the population of interest.

s2aq03_1: 3.1 Has size of [PARCEL] increased, remained the same or decreased since last wa

Information [Type= discrete] [Format=numeric] [Range= 1-3] [Missing=*]

Statistics [NW/ W] [Valid=1030 /-] [Invalid=248 /-]

Value	Label	Cases	Percentage
1	Increased	697	67.7%
2	Remained the same	13	1.3%
3	Decreased	320	31.1%
Sysmiss		248	

Warning: these figures indicate the number of cases found in the data file. They cannot be interpreted as summary statistics of the population of interest.

File : AGSEC2B

s2aq04: 4. Size of this parcel in acres? GPS with two decimal digits

Information [Type= continuous] [Format=numeric] [Range= 0.06-4.17] [Missing=*]

Statistics [NW/ W] [Valid=94 /-] [Invalid=1184 /-] [Mean=0.914 /-] [StdDev=0.883 /-]

s2aq05: 5. Size of this parcel in acres? Farmer estimation with two decimal digits

Information [Type= continuous] [Format=numeric] [Range= 0.01-10] [Missing=*]

Statistics [NW/ W] [Valid=1210 /-] [Invalid=68 /-] [Mean=0.987 /-] [StdDev=0.947 /-]

s2aq06: 6. Location: How long does it take to travel from the homestead to this parcel?

Information [Type= discrete] [Format=numeric] [Range= 1-6] [Missing=*]

Statistics [NW/ W] [Valid=1210 /-] [Invalid=68 /-]

Value	Label	Cases	Percentage
1	Less than 15mn	320	26.4%
2	15mn-30mn	348	28.8%
3	30mn-60mn	360	29.8%
4	1hour-2hours	140	11.6%
6	Over 2 hours	42	3.5%
Sysmiss		68	

Warning: these figures indicate the number of cases found in the data file. They cannot be interpreted as summary statistics of the population of interest.

s2aq07: 7. Tenure system

Information [Type= discrete] [Format=numeric] [Range= 1-6] [Missing=*]

Statistics [NW/ W] [Valid=1216 /-] [Invalid=62 /-]

Value	Label	Cases	Percentage
1	Freehold	442	36.3%
2	Leasehold	71	5.8%
3	Mailo	74	6.1%
4	Customary	610	50.2%
6	Other (specify)	19	1.6%
Sysmiss		62	

Warning: these figures indicate the number of cases found in the data file. They cannot be interpreted as summary statistics of the population of interest.

s2aq08: 8. How did you acquire this parcel?

Information [Type= discrete] [Format=numeric] [Range= 1-96] [Missing=*]

Statistics [NW/ W] [Valid=1216 /-] [Invalid=62 /-]

Value	Label	Cases	Percentage
1	Purchased	1	0.1%
2	Inherited or Received as gift	59	4.9%
3	Leased-in	2	0.2%
4	Just walked in (cleared)	4	0.3%
5	Do not know	0	
6	Given by local authorities	2	0.2%
7	Given by government	0	
8	Agreement with land/use rights owner	865	71.1%
9	Without agreement with land/use rights owner	270	22.2%
96	Other(specify)	13	1.1%

File : AGSEC2B

s2aq08: 8. How did you acquire this parcel?

Value	Label	Cases	Percentage
Sysmiss		62	

Warning: these figures indicate the number of cases found in the data file. They cannot be interpreted as summary statistics of the population of interest.

a2bq09: 2b9. How much rent did you or will you pay to the land owner during the two crop

Information	[Type= continuous] [Format=numeric] [Range= 0-2000000] [Missing=*]
Statistics [NW/ W]	[Valid=864 /-] [Invalid=414 /-] [Mean=84192.942 /-] [StdDev=132104.681 /-]

a2bq10: 2b10. For how long have you been in continued possession of this parcel (number

Information	[Type= continuous] [Format=numeric] [Range= 0-8500000] [Missing=*]
Statistics [NW/ W]	[Valid=1277 /-] [Invalid=1 /-] [Mean=7052.323 /-] [StdDev=237957.361 /-]

a2bq11: 2b11. Do you have to renew your use rights to this parcel at least once a year?

Information	[Type= discrete] [Format=numeric] [Range= 1-2] [Missing=*]
Statistics [NW/ W]	[Valid=1277 /-] [Invalid=1 /-]

Value	Label	Cases	Percentage
1	Yes	801	62.7%
2	No	476	37.3%
Sysmiss		1	

Warning: these figures indicate the number of cases found in the data file. They cannot be interpreted as summary statistics of the population of interest.

a2bq12a: 12a.What was/is the primary use of parcel - 2nd cropping season of 2018?

Information	[Type= discrete] [Format=numeric] [Range= 1-96] [Missing=*]
Statistics [NW/ W]	[Valid=1214 /-] [Invalid=64 /-]

Value	Label	Cases	Percentage
1	Own Cultivated (annual crops)	843	69.4%
2	Own Cultivated (perennial crops)	97	8.0%
3	Sub-contracted out	7	0.6%
5	Fallow	135	11.1%
6	Grazing land	6	0.5%
7	Woodlot	1	0.1%
96	Other (specify)	125	10.3%
Sysmiss		64	

Warning: these figures indicate the number of cases found in the data file. They cannot be interpreted as summary statistics of the population of interest.

a2bq12b: 12b.What was/is the primary use of parcel - 1st cropping season of 2019?

Information	[Type= discrete] [Format=numeric] [Range= 1-96] [Missing=*]
Statistics [NW/ W]	[Valid=1214 /-] [Invalid=64 /-]

Value	Label	Cases	Percentage
1	Own Cultivated (annual crops)	896	73.8%
2	Own Cultivated (perennial crops)	109	9.0%
3	Sub-contracted out	11	0.9%
5	Fallow	116	9.6%
6	Grazing land	2	0.2%
7	Woodlot	0	
96	Other (specify)	80	6.6%

File : AGSEC2B




a2bq12b: 12b.What was/is the primary use of parcel - 1st cropping season of 2019?

Value	Label	Cases	Percentage
Sysmiss		64	

Warning: these figures indicate the number of cases found in the data file. They cannot be interpreted as summary statistics of the population of interest.

a2bq12a_1: 12a_1. What type of fallow was/is being used during the two cropping seasons for




Information	[Type= discrete] [Format=numeric] [Range= 1-3] [Missing=*]
Statistics [NW/ W]	[Valid=135 /-] [Invalid=1143 /-]

Value	Label	Cases	Percentage
1	Fallow with cover crop	13	 9.6%
2	Fallow with residue Incorporation	13	 9.6%
3	Bare fallow	109	 80.7%
Sysmiss		1143	

Warning: these figures indicate the number of cases found in the data file. They cannot be interpreted as summary statistics of the population of interest.

a2bq12b_1: 12b_1. What type of fallow was/is being used during the two cropping seasons for



Information	[Type= discrete] [Format=numeric] [Range= 1-3] [Missing=*]
Statistics [NW/ W]	[Valid=115 /-] [Invalid=1163 /-]

Value	Label	Cases	Percentage
1	Fallow with cover crop	16	 13.9%
2	Fallow with residue Incorporation	12	 10.4%
3	Bare fallow	87	 75.7%
Sysmiss		1163	

Warning: these figures indicate the number of cases found in the data file. They cannot be interpreted as summary statistics of the population of interest.

a2aq18: 18. What is the main water source to this parcel?



Information	[Type= discrete] [Format=numeric] [Range= 1-3] [Missing=*]
Statistics [NW/ W]	[Valid=1215 /-] [Invalid=63 /-]

Value	Label	Cases	Percentage
1	Irrigated	0	
2	Rain-fed	1156	 95.1%
3	Swamp/wetland	59	 4.9%
Sysmiss		63	

Warning: these figures indicate the number of cases found in the data file. They cannot be interpreted as summary statistics of the population of interest.

s2aq20: 20. During the last completed season, were there any problems with erosion in th

Information	[Type= discrete] [Format=numeric] [Range= 1-2] [Missing=*]
Statistics [NW/ W]	[Valid=1215 /-] [Invalid=63 /-]

Value	Label	Cases	Percentage
1	Yes	24	 2.0%
2	No	1191	 98.0%
Sysmiss		63	




Warning: these figures indicate the number of cases found in the data file. They cannot be interpreted as summary statistics of the population of interest.

s2aq21: 21.What was the cause of these erosion problems?

Information	[Type= discrete] [Format=numeric] [Range= 1-6] [Missing=*]
Statistics [NW/ W]	[Valid=24 /-] [Invalid=1254 /-]

File : AGSEC2B







s2aq21: 21.What was the cause of these erosion problems?

Value	Label	Cases	Percentage
1	Terrain	11	 45.8%
2	Flooding	12	 50.0%
3	Wind	0	
4	Animals	0	
5	Cultivation	1	 4.2%
6	Other (specify)	0	
Sysmiss		1254	

Warning: these figures indicate the number of cases found in the data file. They cannot be interpreted as summary statistics of the population of interest.

s2aq22a: 20a. Is there any erosion control/ water harvesting facility on this parcel? (1/



Information	[Type= discrete] [Format=numeric] [Range= 1-10] [Missing=*]
Statistics [NW/ W]	[Valid=24 /-] [Invalid=1254 /-]

Value	Label	Cases	Percentage
1	terra	8	 33.3%
2	gabio	1	 4.2%
3	vetiv	2	 8.3%
4	tree	0	
5	water	0	
6	drain	7	 29.2%
7	dam	0	
8	none	5	 20.8%
9	stone	1	 4.2%
10	earth	0	
Sysmiss		1254	

Warning: these figures indicate the number of cases found in the data file. They cannot be interpreted as summary statistics of the population of interest.

s2aq22b: 20b. Is there any erosion control/ water harvesting facility on this parcel? (2/

Information	[Type= discrete] [Format=numeric] [Range= 1-10] [Missing=*]
Statistics [NW/ W]	[Valid=3 /-] [Invalid=1275 /-]

Value	Label	Cases	Percentage
1	terra	0	
2	gabio	1	 33.3%
3	vetiv	0	
4	tree	0	
5	water	0	
6	drain	2	 66.7%
7	dam	0	
8	none	0	
9	stone	0	
10	earth	0	
Sysmiss		1275	

Warning: these figures indicate the number of cases found in the data file. They cannot be interpreted as summary statistics of the population of interest.

File : AGSEC3A			
# hhid: Unique 32-character long identifier of the interview			
Information		[Type= discrete] [Format=character] [Missing=*]	
Statistics [NW/ W]		[Valid=5884 -/] [Invalid=0 -/]	
# parcelID: Parcel identifier			
Information		[Type= discrete] [Format=numeric] [Range= 1-11] [Missing=*]	
Statistics [NW/ W]		[Valid=5884 -/] [Invalid=0 -/] [Mean=1.808 -/] [StdDev=1.088 -/]	
Value	Label	Cases	Percentage
1		3021	<div><div></div></div> 51.3%
2		1673	<div><div></div></div> 28.4%
3		739	<div><div></div></div> 12.6%
4		305	<div><div></div></div> 5.2%
5		86	<div><div></div></div> 1.5%
6		37	<div><div></div></div> 0.6%
7		9	<div><div></div></div> 0.2%
8		8	<div><div></div></div> 0.1%
9		5	<div><div></div></div> 0.1%
11		1	<div><div></div></div> 0.0%
Warning: these figures indicate the number of cases found in the data file. They cannot be interpreted as summary statistics of the population of interest.			
# pltid: Plot identifier			
Information		[Type= discrete] [Format=numeric] [Range= 1-9] [Missing=*]	
Statistics [NW/ W]		[Valid=5884 -/] [Invalid=0 -/] [Mean=1.493 -/] [StdDev=0.964 -/]	
Value	Label	Cases	Percentage
1		4163	<div><div></div></div> 70.8%
2		1032	<div><div></div></div> 17.5%
3		402	<div><div></div></div> 6.8%
4		170	<div><div></div></div> 2.9%
5		68	<div><div></div></div> 1.2%
6		26	<div><div></div></div> 0.4%
7		14	<div><div></div></div> 0.2%
8		6	<div><div></div></div> 0.1%
9		3	<div><div></div></div> 0.1%
Warning: these figures indicate the number of cases found in the data file. They cannot be interpreted as summary statistics of the population of interest.			
# s3aq03: Name of the plot			
Information		[Type= discrete] [Format=character] [Missing=*]	
Statistics [NW/ W]		[Valid=5884 -/] [Invalid=0 -/]	
Value	Label	Cases	Percentage
1. CASSAVA		3	<div><div></div></div> 0.1%
1. FINGER MILLET		1	<div><div></div></div> 0.0%
1. SORGHUM		1	<div><div></div></div> 0.0%
1.CASSAVA		10	<div><div></div></div> 0.2%
1.MAIZE		1	<div><div></div></div> 0.0%
1.RICE		1	<div><div></div></div> 0.0%

File : AGSEC3A

s3aq03: Name of the plot

Value	Label	Cases	Percentage
1.SORGHUM		2	0.0%
1.SORGHUM/ CASSAVA		1	0.0%
1.SORGHUM/ FINGER MILLET		1	0.0%
1.SWEET POTATOES		1	0.0%
2. SWEET POTATOES		1	0.0%
2.CASSAVA		1	0.0%
2.PIGEON PEAS		1	0.0%
2.SIMSIM		1	0.0%
3. CASSAVA		1	0.0%
3.PIGEON PEAS		1	0.0%
3.SORGHUM		1	0.0%
4.OLD CASSAVA		1	0.0%
ABINA		1	0.0%
ABIR		1	0.0%
ADIKINI'S plot		2	0.0%
AKUKA		2	0.0%
AMAI DO		1	0.0%
ARANGA		13	0.2%
AWERA		3	0.1%
Akuka		3	0.1%
BANANA		22	0.4%
BANANA FOOD		1	0.0%
BANANA AND BEANS		1	0.0%
BANANA AND BEANS PLOT		3	0.1%
BANANA AND CASSAVA PLOT		2	0.0%
BANANA AND COFFEE		1	0.0%
BANANA AND COFFEE PLOT		1	0.0%
BANANA AND COFFEE PLOT		25	0.4%
BANANA AND GROUND NUTS PLOT		1	0.0%
BANANA BEANS AND MAIZE PLOT		1	0.0%

File : AGSEC3A

s3aq03: Name of the plot

Value	Label	Cases	Percentage
BANANA BEER /COFFEE		4	0.1%
BANANA BEER AND COFFEE		1	0.0%
BANANA BEER PLOT		2	0.0%
BANANA BEER/ COFFEE		2	0.0%
BANANA BEER/COFFEE		1	0.0%
BANANA FOOD		124	2.1%
BANANA FOOD AND BEANS		1	0.0%
BANANA FOOD / SUGARCANES		1	0.0%
BANANA FOOD AND		1	0.0%
BANANA FOOD AND COFFEE		1	0.0%
BANANA FOOD AND IRISH POTATOES		1	0.0%
BANANA FOOD AND BANANA BEER		2	0.0%
BANANA FOOD AND BANANA SWEET PLOT		1	0.0%
BANANA FOOD AND BEANS		4	0.1%
BANANA FOOD AND BEANS PLOT		1	0.0%
BANANA FOOD AND BEER		1	0.0%
BANANA FOOD AND CASSAVA PLOT		1	0.0%
BANANA FOOD AND COFFEE		14	0.2%
BANANA FOOD AND COFFEE PLOT		3	0.1%

File : AGSEC3A

s3aq03: Name of the plot

Value	Label	Cases	Percentage
BANANA FOOD AND MAIZE PLOT		1	0.0%
BANANA FOOD PLOT		69	1.2%
BANANA FOOD PLOT 1		4	0.1%
BANANA FOOD PLOT 2		4	0.1%
BANANA FOOD PLOT BEHIND		1	0.0%
BANANA FOOD PLOT COFFEE PLOT		1	0.0%
BANANA FOOD, COFFEE, BEANS AND CASSAVA PLOT		1	0.0%
BANANA FOOD/ BANANA BEER		1	0.0%
BANANA FOOD/ BANANA BEER/ BEANS		1	0.0%
BANANA FOOD/ BEANS		11	0.2%
BANANA FOOD/ BEER		1	0.0%
BANANA FOOD/ COFFEE		2	0.0%
BANANA FOOD/ COFFEE/ BEANS/ MAIZE		1	0.0%
BANANA FOOD/ COFFEE/ BEANS		1	0.0%
BANANA FOOD/ MAIZE/ BEANS		1	0.0%
BANANA FOOD/ BANANA BEER		9	0.2%
BANANA FOOD/ BANANA BEER/COFFEE		3	0.1%

File : AGSEC3A

s3aq03: Name of the plot

Value	Label	Cases	Percentage
BANANA FOOD/ BANANA BEER/COFFEE/ SUGARECANES		1	0.0%
BANANA FOOD/BEANS		9	0.2%
BANANA FOOD/BEER		4	0.1%
BANANA FOOD/BEER/ BEANS		1	0.0%
BANANA FOOD/ CASSAVA		1	0.0%
BANANA FOOD/COFFEE		8	0.1%
BANANA FOOD/ COFFEE/ BEANS		5	0.1%
BANANA FOOD/ IRISHPOTATOE		1	0.0%
BANANA FOOD/MAIZE/ SUGARCNES		1	0.0%
BANANA FOOD/ ROBUSTA		1	0.0%
BANANA FOODS/ COFFEE/ CASSAVA		1	0.0%
BANANA PLANTATION		18	0.3%
BANANA PLOT		36	0.6%
BANANA, BEANS AND COFFEE PLOT		1	0.0%
BANANA, BEANS AND MAIZE PLOT		1	0.0%
BANANA, CASSAVA AND COFFEE PLOT		1	0.0%
BANANA, COFFEE AND BEANS PLOT		1	0.0%
BANANA, COFFEE AND CASSAVA PLOT		1	0.0%

File : AGSEC3A

s3aq03: Name of the plot

Value	Label	Cases	Percentage
BANANA, COFFEE AND VANILLA PLOT		1	0.0%
BANANA, COFFEE, CASSAVA, BEANS AND MAIZE PLOT		1	0.0%
BANANA, COFFEE, MAIZE AND GROUNDNUTS PLOT		1	0.0%
BANANA, COFFEE, VANILLA AND BEANS PLOT		1	0.0%
BANANA, COFFEE, YAMS AND CASSAVA PLOT		1	0.0%
BANANA,COFFEE AND EGG PLANTS PLOT		1	0.0%
BANANA/ COFFEE		1	0.0%
BANANAS		56	1.0%
BANANAS AND COFFEE PLOT		3	0.1%
BANANAS FOOD		1	0.0%
BANANAS PLOT		1	0.0%
BANANAS SWEET		2	0.0%
BARLEY		1	0.0%
BEAN		1	0.0%
BEANS		196	3.3%
BEANS / BANANA/ COFFEE		1	0.0%
BEANS / MAIZE		1	0.0%
BEANS AND CASSAVA		1	0.0%
BEANS AND ARABIC COFFEE		1	0.0%
BEANS AND BANANA FOOD		1	0.0%

File : AGSEC3A

s3aq03: Name of the plot

Value	Label	Cases	Percentage
BEANS AND CASSAVA		5	0.1%
BEANS AND CASSAVA PLOT		2	0.0%
BEANS AND IRISH POTATOES		1	0.0%
BEANS AND MAIZE		19	0.3%
BEANS AND MAIZE AND CASSAVA		1	0.0%
BEANS AND MAIZE PLOT		11	0.2%
BEANS AND MAIZE PLOT.		1	0.0%
BEANS AND MATOOKE		1	0.0%
BEANS AND SOYA BEANS BEANS		1	0.0%
BEANS AND SWEET POTATOES PLOT		1	0.0%
BEANS MAIZE		6	0.1%
BEANS MAIZE CASSAVA		1	0.0%
BEANS PARCEL		1	0.0%
BEANS PLOT		74	1.3%
BEANS PLOT 1		3	0.1%
BEANS PLOT 2		3	0.1%
BEANS and Maize plot		1	0.0%
BEANS, BANANA AND COFFEE PLOT		1	0.0%
BEANS, CASSAVA		6	0.1%
BEANS, CASSAVA, MAIZE		2	0.0%
BEANS, CASSAVA,MAIZ		1	0.0%
BEANS, MAIZE		11	0.2%
BEANS, MAIZE AND CASSAVA PLOT		4	0.1%

File : AGSEC3A

s3aq03: Name of the plot

Value	Label	Cases	Percentage
BEANS, MAIZE, CASSAVA		3	0.1%
BEANS,MAIZE		1	0.0%
BEANS/ MAIZE		8	0.1%
BEANS/ MAIZE/ CASSAVA		1	0.0%
BEANS/ MAIZE/ CASSAVA		1	0.0%
BEANS/ CASSAVA		2	0.0%
BEANS/ CASSAVA/ MAIZE		1	0.0%
BEANS/ IRISHPOTATOE		1	0.0%
BEANS/MAIZE		4	0.1%
BEANS/ MAIZE/ CASSAVA		3	0.1%
BEANS/ MAIZE/ COFFEE		1	0.0%
BEL		10	0.2%
BITTER BERRIES		1	0.0%
BUHIMBA		1	0.0%
Banana		34	0.6%
Banana Beer		1	0.0%
Banana Food/ beans /maize		1	0.0%
Banana food		22	0.4%
Banana food / Beer		1	0.0%
Banana food / Coffee		1	0.0%
Banana food / Irish potatoes		1	0.0%
Banana food / Tomatoes		1	0.0%
Banana food / beans/maize		1	0.0%
Banana food / coffee		1	0.0%
Banana food and		1	0.0%
Banana food plot		6	0.1%
Banana food/ Beans		6	0.1%

































File : AGSEC3A

s3aq03: Name of the plot

Value	Label	Cases	Percentage
Banana food/ Beans/maize		1	0.0%
Banana food/ Beer		5	0.1%
Banana food/ Beer/Beans		1	0.0%
Banana food/ Beer/Cassava		1	0.0%
Banana food/ Beer/Coffee		3	0.1%
Banana food/ Beer/coffee		1	0.0%
Banana food/ Beer/maize		1	0.0%
Banana food/ Cassava/Beans		2	0.0%
Banana food/ Cassava/Coffee		1	0.0%
Banana food/ Cassava/Maize/ Beans		1	0.0%
Banana food/ Coffee		5	0.1%
Banana food/ Coffee/Cassava		1	0.0%
Banana food/ Irish potatoes		1	0.0%
Banana food/ Maize		1	0.0%
Banana food/ beans/coffee		1	0.0%
Banana food/ beer/coffee		2	0.0%
Banana food/ beer/coffee/ cassava		2	0.0%
Banana food/ cassava		1	0.0%
Banana food/ coffee/Beans		1	0.0%
Banana food/ coffee/Beans/ Cassava		1	0.0%
Banana food/ coffee/beans		1	0.0%
Bananafood/ coffee/Beans/ Maize		1	0.0%
Bananafood/ coffee/Cassava		1	0.0%
Bananas		58	1.0%
Bananas-beer		1	0.0%

File : AGSEC3A

s3aq03: Name of the plot

Value	Label	Cases	Percentage
Beans		126	 2.1%
Beans /Maize		2	 0.0%
Beans and Maize plot		1	 0.0%
Beans and maize		2	 0.0%
Beans plot		6	 0.1%
Beans, maize		1	 0.0%
Beans/ Maize		2	 0.0%
Beans/ maize		1	 0.0%
Beans/Banana food/beer		1	 0.0%
Beans/Cassava		1	 0.0%
Beans/Cassava/ coffee		1	 0.0%
Beans/Maize		9	 0.2%
Beans/Maize/ Cassava		1	 0.0%
Beans/maize		1	 0.0%
Bel		2	 0.0%
CABBAGE		3	 0.1%
CABBAGE PLOT		2	 0.0%
CASAVA		1	 0.0%
CASSAVA		322	 5.5%
CASSAVA 2		1	 0.0%
CASSAVA MARCH		1	 0.0%
CASSAVA PLOT		2	 0.0%
CASSAVA (NEAR MANGO)		1	 0.0%
CASSAVA „MAI AND BEANS PLOT		1	 0.0%
CASSAVA 1		1	 0.0%
CASSAVA 2016		1	 0.0%
CASSAVA 2017		11	 0.2%
CASSAVA 2018		14	 0.2%
CASSAVA 2018 April		1	 0.0%
CASSAVA 2018 MAY		1	 0.0%
CASSAVA AND BANANA FOOD PLOT		1	 0.0%
CASSAVA AND BEANS		7	 0.1%

File : AGSEC3A

s3aq03: Name of the plot

Value	Label	Cases	Percentage
CASSAVA AND BEANS PLOT		4	0.1%
CASSAVA AND GREEN PEAS PLOT		1	0.0%
CASSAVA AND GROUNDNUTS		3	0.1%
CASSAVA AND IRISH POTATOES PLOT		1	0.0%
CASSAVA AND MAIZE		2	0.0%
CASSAVA AND MAIZE PLOT		4	0.1%
CASSAVA AND SOYA PLOT		1	0.0%
CASSAVA AND SWEET POTATOES		1	0.0%
CASSAVA AND SWEET POTATOES PLOT		2	0.0%
CASSAVA AND WATERMELON		1	0.0%
CASSAVA APRIL		1	0.0%
CASSAVA APRIL 1		1	0.0%
CASSAVA APRIL 2		1	0.0%
CASSAVA APRIL 2017		1	0.0%
CASSAVA APRIL 2018		1	0.0%
CASSAVA AUGUST		1	0.0%
CASSAVA AUGUST 18		1	0.0%
CASSAVA BEANS		2	0.0%
CASSAVA BEANS COFFEE		1	0.0%
CASSAVA BEANS MAIZE		2	0.0%
CASSAVA JULY		1	0.0%

File : AGSEC3A

s3aq03: Name of the plot

Value	Label	Cases	Percentage
CASSAVA JULY 18		1	0.0%
CASSAVA JUNE		1	0.0%
CASSAVA MARCH		2	0.0%
CASSAVA MARCH 2018		2	0.0%
CASSAVA MAY		3	0.1%
CASSAVA MIXED WITH MAIZE		1	0.0%
CASSAVA PLOT		87	1.5%
CASSAVA PLOT 1		4	0.1%
CASSAVA PLOT 2		4	0.1%
CASSAVA SEPTEMBER		1	0.0%
CASSAVA THAT HAD BEEN PLANTED IN 2017		1	0.0%
CASSAVA THAT HAD BEEN PLANTED IN FIRST SEASON 2018		2	0.0%
CASSAVA THAT HAD BEEN PLANTED IN FIRST SEASON OF 2017		1	0.0%
CASSAVA THAT HAD BEEN PLANTED IN FIRST SEASON OF 2018		2	0.0%
CASSAVA THAT WAS PLANTED IN FIRST SEASON 2018		2	0.0%
CASSAVA THAT WAS PLANTED IN FIRST SEASON OF 2018		1	0.0%
CASSAVA, BEANS		7	0.1%

File : AGSEC3A

s3aq03: Name of the plot

Value	Label	Cases	Percentage
CASSAVA, MAIZE AND BEANS PLOT		1	0.0%
CASSAVA.		1	0.0%
CASSAVA/ BEANS		1	0.0%
CASSAVA/ BEANS		2	0.0%
CASSAVA/ COFFEE		1	0.0%
CASSAVA/ MAIZE		1	0.0%
CASSAVA/ SWEET POTATOES		1	0.0%
CASSAVA1		1	0.0%
CASSVA		2	0.0%
CEA		1	0.0%
COCOA		4	0.1%
COCOA PLOT		1	0.0%
COFEE AND BANANA PLOT		3	0.1%
COFFE AND MATOOKE PLOT		1	0.0%
COFFEE		194	3.3%
COFFEE AND BEANS PLOT		1	0.0%
COFFEE BANANA FOOD		1	0.0%
COFFEE PLOT		1	0.0%
COFFEE AND BANANA		2	0.0%
COFFEE AND BANANA FOOD		3	0.1%
COFFEE AND BANANA FOOD PLOT		20	0.3%
COFFEE AND BANANA FOOD/BEER		1	0.0%
COFFEE AND BANANA PLOT		11	0.2%
COFFEE AND BANANA SWEET PLOT		1	0.0%

File : AGSEC3A

s3aq03: Name of the plot

Value	Label	Cases	Percentage
COFFEE AND CASSAVA PLOT		2	0.0%
COFFEE AND MATOOKE		5	0.1%
COFFEE AND ORANGES PLOT		1	0.0%
COFFEE AND VANILLA		2	0.0%
COFFEE BANANA		1	0.0%
COFFEE MATOOKE BEANS		1	0.0%
COFFEE MATOOKE CASSAVA		1	0.0%
COFFEE NASSERLAND		3	0.1%
COFFEE NASSERLAND / BANANA FOOD		1	0.0%
COFFEE PLOT		41	0.7%
COFFEE ROBUSTA		2	0.0%
COFFEE ROBUSTA/ BANANA FOOD		1	0.0%
COFFEE SWEET BANANA		1	0.0%
COFFEE and BANANA		1	0.0%
COFFEE' BANANA BEER, COCOA		1	0.0%
COFFEE, BANANA AND BEANS PLOT		3	0.1%
COFFEE, BANANA FOOD AND BEANS		1	0.0%
COFFEE, BANANA FOOD AND BEANS		2	0.0%
COFFEE, BANANA, CASSAVA, BEANS AND MAIZE PLOT		1	0.0%

File : AGSEC3A

s3aq03: Name of the plot

Value	Label	Cases	Percentage
COFFEE/ BANANA FOOD/BEANS/ MAIZE		1	0.0%
COFFEE/ BEANS		1	0.0%
COFFEE/ BANANA SWEET		1	0.0%
COFFEE/ BEANS		3	0.1%
COFFEE AND BANANA PLOT		1	0.0%
COTTON		20	0.3%
COTTON AND CASSAVA PLOT		1	0.0%
COTTON AND MAIZE		1	0.0%
COTTON PLOT		1	0.0%
COW PEAS		3	0.1%
COW PEAS AND MAIZE PLOT		1	0.0%
COWPEAS PLOT		1	0.0%
CS		1	0.0%
Cabbage		3	0.1%
Cabbages		2	0.0%
Carrot		1	0.0%
Cas		2	0.0%
Cass		1	0.0%
Cassava		251	4.3%
Cassava plot		1	0.0%
Cassava 1		2	0.0%
Cassava 2		3	0.1%
Cassava plot		4	0.1%
Cassava, Bananas		1	0.0%
Cassava, beans		1	0.0%
Cassava, gnuts		1	0.0%
Cassava, maize		5	0.1%
Cassava, millet		1	0.0%
Cassava,Beans		2	0.0%
Cassava,Gnuts		1	0.0%
Cassava,beans		1	0.0%
Cassava,gnuts		3	0.1%

File : AGSEC3A

s3aq03: Name of the plot

Value	Label	Cases	Percentage
Cassava,maize		3	0.1%
Cassava,matooke		1	0.0%
Cassava,simsim		1	0.0%
Cassava-New		2	0.0%
Cassava-old		8	0.1%
Cassava1		1	0.0%
Cassava2		1	0.0%
Chia		1	0.0%
Chia grains		1	0.0%
Chic peas		3	0.1%
Coffee		48	0.8%
Coffee and banana food plot		1	0.0%
Coffee plot		9	0.2%
Coffee/Banana food		1	0.0%
Coffee/Banana food/Beans		1	0.0%
Coffee/Bananas/Beans		1	0.0%
Cotton		8	0.1%
Cotton,maize		1	0.0%
Cowpeas		1	0.0%
DODO		2	0.0%
ECOROKO		1	0.0%
EGG PLANTS		3	0.1%
EGG PLANTS PLOT		1	0.0%
EGGPLANT		2	0.0%
EGGPLANT PLOT		1	0.0%
Egg plant		1	0.0%
Eggplants		2	0.0%
Elephant grass		1	0.0%
FALLOW		2	0.0%
FALLOW PLOT		2	0.0%
FIELD PEAS		5	0.1%
FINGER MILLET		2	0.0%
FINGER MILLET PLOT		3	0.1%
FLORENCE PLOT		1	0.0%
FUL.MZ		1	0.0%
Fallow		3	0.1%
Field peas		7	0.1%

File : AGSEC3A

s3aq03: Name of the plot

Value	Label	Cases	Percentage
Florence's plot		2	0.0%
G NUTS		1	0.0%
G.NUTS		24	0.4%
G.nuts		3	0.1%
GINGER PLOT		1	0.0%
GNUTS		24	0.4%
GNUTS CASSAVA		2	0.0%
GNUTS, MAIZE		1	0.0%
GREEN GRAM		1	0.0%
GREEN GRAMS		1	0.0%
GREEN PEPPER PLOT		1	0.0%
GROUND NUTS		19	0.3%
GROUND NUTS PLOT		1	0.0%
GROUND NUTS AND MAIZE PLOT		1	0.0%
GROUND NUTS PLOT		9	0.2%
GROUNDNUT PLOT		1	0.0%
GROUNDNUTS		45	0.8%
GROUNDNUTS AND CASSAVA		4	0.1%
GROUNDNUTS AND MAIZE		1	0.0%
GROUNDNUTS AND MAIZE PLOT		2	0.0%
GROUNDNUTS MIXED WITH MAIZE		1	0.0%
GROUNDNUTS PARCEL		1	0.0%
GROUNDNUTS PLOT		18	0.3%
GROUNDNUTS, MAIZE AND CASSAVA PLOT		1	0.0%
GROUNDNUTS/ CASSAVA		1	0.0%
GROUNDNUTS/ CASSAVA/ MAIZE		1	0.0%

File : AGSEC3A

s3aq03: Name of the plot

Value	Label	Cases	Percentage
Gnuts		18	0.3%
Gnuts 2		1	0.0%
Green pepper		1	0.0%
Greens		1	0.0%
Ground nuts		5	0.1%
Groundnut plot		1	0.0%
Groundnuts		15	0.3%
Groundnuts/ Cassava		1	0.0%
HIBISCUS PLOT		1	0.0%
HOME		2	0.0%
ICOK		1	0.0%
IMARE		1	0.0%
IRISH		10	0.2%
IRISH POTATO PLOT		1	0.0%
IRISH POTATOES		57	1.0%
IRISH POTATOES AND BEANS		1	0.0%
IRISH POTATOES PLOT		13	0.2%
IRISH POTATOES, CASSAVA		2	0.0%
IRISH POTATOES/ BEANS		1	0.0%
IRISHPOTATOE		4	0.1%
Irish		5	0.1%
Irish potatoes		9	0.2%
Irishpotatoes		3	0.1%
Irishpotatoes/ Maize		1	0.0%
Jaaja 's plot		1	0.0%
Jennipher's plot		1	0.0%
Jesca's plot		1	0.0%
KABIR		3	0.1%
KAL		5	0.1%
Kabii.muranga		1	0.0%
Kuka		1	0.0%
LANYOGI		1	0.0%
LAWERA		1	0.0%
LAYATA		4	0.1%
LUGWIRI		1	0.0%

File : AGSEC3A

s3aq03: Name of the plot

Value	Label	Cases	Percentage
LUMONDE		1	0.0%
Lwala		1	0.0%
MAIDO		2	0.0%
MAIZE		249	4.2%
MAIZE BEANS		2	0.0%
MAIZE , BEANS, COFFEE AND MATOOKE PLOT		1	0.0%
MAIZE AND BANANA PLOT		1	0.0%
MAIZE AND BEANS		31	0.5%
MAIZE AND BEANS PLOT		31	0.5%
MAIZE AND BEANS PLOT 1		1	0.0%
MAIZE AND BEANS PLOT 2		1	0.0%
MAIZE AND CASSAVA		10	0.2%
MAIZE AND CASSAVA PLOT		3	0.1%
MAIZE AND G.NUTS		1	0.0%
MAIZE AND GNUTS		1	0.0%
MAIZE AND GROUND NUTS		1	0.0%
MAIZE AND GROUND NUTS PLOT		2	0.0%
MAIZE AND GROUNDNUTS		3	0.1%
MAIZE AND MILLET PLOT		1	0.0%
MAIZE AND SOYA		2	0.0%
MAIZE AND SOYA BEANS		2	0.0%
MAIZE AND SOYA PLOT		3	0.1%
MAIZE BEANS		12	0.2%
MAIZE BEANS GNUTS		1	0.0%
MAIZE LUCY		1	0.0%
MAIZE PLOT		78	1.3%

File : AGSEC3A

s3aq03: Name of the plot

Value	Label	Cases	Percentage
MAIZE PLOT 1		2	0.0%
MAIZE PLOT 2		2	0.0%
MAIZE,		1	0.0%
MAIZE, BEANS		8	0.1%
MAIZE, BEANS AND GROUNDNUTS PLOT		1	0.0%
MAIZE, BEANS, BANANA FOOD AND BANANA SWEET		1	0.0%
MAIZE, BEANS, CASSAVA		1	0.0%
MAIZE, BEANS, GNUTS		1	0.0%
MAIZE, CASSAVA		2	0.0%
MAIZE, CASSAVA AND BEANS PLOT		1	0.0%
MAIZE.BEANS		1	0.0%
MAIZE/BEANS		2	0.0%
MANGOES		2	0.0%
MATOOKE		143	2.4%
MATOOKE BEANS MAIZE		1	0.0%
MATOOKE COFFEE		1	0.0%
MATOOKE FOOD		2	0.0%
MATOOKE , COFFEE AND BEANS PLOT		1	0.0%
MATOOKE , COFFEE, CASSAVA, EGGPLANTS AND BEANS PLOT		1	0.0%
MATOOKE 1		1	0.0%
MATOOKE AND BEANS		3	0.1%
MATOOKE AND BEANS PLOT		7	0.1%

File : AGSEC3A

s3aq03: Name of the plot

Value	Label	Cases	Percentage
MATOOKE AND BEANSPLOT		1	0.0%
MATOOKE AND BOGOYA PLOT		1	0.0%
MATOOKE AND CASSAVA		2	0.0%
MATOOKE AND CASSAVA PLOT		1	0.0%
MATOOKE AND COCOA		1	0.0%
MATOOKE AND COFFE PLOT		1	0.0%
MATOOKE AND COFFEE		4	0.1%
MATOOKE AND COFFEE PLOT		12	0.2%
MATOOKE BEANS		1	0.0%
MATOOKE CASSAVA		2	0.0%
MATOOKE COFFEE		2	0.0%
MATOOKE FOOD		1	0.0%
MATOOKE PARCEL		1	0.0%
MATOOKE PLOT		5	0.1%
MATOOKE,		1	0.0%
MATOOKE, BEANS		5	0.1%
MATOOKE, BEANS AND COFFEE PLOT		1	0.0%
MATOOKE, BEANS PLOT		1	0.0%
MATOOKE, BEANS AND COFFEE PLOT		1	0.0%
MATOOKE, BEANS AND MAIZE PLOT		1	0.0%
MATOOKE, BOGOYA AND COFFEE PLOT		2	0.0%
MATOOKE, COCOA		1	0.0%








































File : AGSEC3A

s3aq03: Name of the plot

Value	Label	Cases	Percentage
MATOOKE, COCOA, COFFEE, BEANS		1	0.0%
MATOOKE, COFFEE		15	0.3%
MATOOKE, COFFEE AND BEANS PLOT		2	0.0%
MATOOKE, COFFEE AND COCO YAM PLOT		1	0.0%
MATOOKE, COFFEE AND EGG PLANTS PLOT		1	0.0%
MATOOKE, COFFEE PLOT		1	0.0%
MATOOKE,BEA		1	0.0%
MATOOKEE, COFFEE, YAM AND BEANS PLOT		1	0.0%
MILLET		81	1.4%
MILLET AND MAIZE PLOT		2	0.0%
MILLET AND SIMSIM PLOT		1	0.0%
MILLET PLOT		6	0.1%
MILLET, MAIZE		2	0.0%
MILLET/ MAIZE		1	0.0%
MILLETS		1	0.0%
MIXED		8	0.1%
MIXED CASSAVA AND GROUND NUTS PLOT		1	0.0%
MIXED PLOT		50	0.8%
MOGO		16	0.3%
MOGO ACON		1	0.0%
MOGO(patrick)		1	0.0%
MPANDE		1	0.0%
MUCELE		1	0.0%
MURANGA		3	0.1%
MWOGO		13	0.2%
MWOGO AND ARANGA		1	0.0%
Maido		1	0.0%

File : AGSEC3A

s3aq03: Name of the plot

Value	Label	Cases	Percentage
Maize		82	 1.4%
Maize plot		4	 0.1%
Maize, cassava		1	 0.0%
Maize, sweet potatoes		1	 0.0%
Maize/ Ground nuts		1	 0.0%
Maize/Beans		1	 0.0%
Matooke		56	 1.0%
Matooke,cassava, maize		1	 0.0%
Millet		48	 0.8%
Millet/Cassava		1	 0.0%
Mixed		1	 0.0%
Mogo		6	 0.1%
Mogo (Cassava-old)		1	 0.0%
NAKATI		1	 0.0%
NAKATI VEGETABLE		1	 0.0%
NGOR		7	 0.1%
NINO		9	 0.2%
NO CROPS		1	 0.0%
NOT CULTIVATED		76	 1.3%
NWAGI		5	 0.1%
NWAGI TUPING		1	 0.0%
NWAGI.ARANG		2	 0.0%
NWAGI.NGOR		1	 0.0%
NWAGI.OR		1	 0.0%
NWAGI.ORANG		1	 0.0%
NWANGI		2	 0.0%
NYANYA		1	 0.0%
NYIM		5	 0.1%
NYWAGI		15	 0.3%
Near kilalo		1	 0.0%
Ngor		2	 0.0%
Nino		4	 0.1%
Nwagi		3	 0.1%
Nyim		1	 0.0%
ONION PLOT		1	 0.0%
ONIONS		11	 0.2%
ONIONS PLOT		1	 0.0%
OPENDI PLOT		1	 0.0%
ORANGA		9	 0.2%

File : AGSEC3A

s3aq03: Name of the plot

Value	Label	Cases	Percentage
ORANGE		1	0.0%
ORANGES		5	0.1%
ORUTOKYE		1	0.0%
Omogo		1	0.0%
Onions		1	0.0%
Oranga		1	0.0%
Oranges		1	0.0%
PAMA		3	0.1%
PAMA.OR		1	0.0%
PASSION FRUIT		1	0.0%
PASSION FRUITS		2	0.0%
PASTURE LAND		1	0.0%
PEAS		6	0.1%
PEAS PLOT		1	0.0%
PIGEON PEAS		1	0.0%
PIGEON PEAS		1	0.0%
PINEAPPLE		4	0.1%
PINEAPPLE AND COFFEE PLOT		1	0.0%
PINEAPPLES		2	0.0%
PLOT A YAM		1	0.0%
PLOT A BANANA		19	0.3%
PLOT A BEANS		6	0.1%
PLOT A Banana		1	0.0%
PLOT A CASSAVA		2	0.0%
PLOT A COFFEE		16	0.3%
PLOT A FINGER MILLET		1	0.0%
PLOT A GROUNDNUTS		6	0.1%
PLOT A IRISH POTATOES		2	0.0%
PLOT A MAIZE		6	0.1%
PLOT A SWEET POTATOES		3	0.1%
PLOT A SWEETPOTATO		1	0.0%
PLOT B BEANS		5	0.1%

File : AGSEC3A

s3aq03: Name of the plot

Value	Label	Cases	Percentage
PLOT B Coffee		1	0.0%
PLOT B GROUNDNUTS		2	0.0%
PLOT B IRISH POTATOES		1	0.0%
PLOT B MAIZE		1	0.0%
PLOT B MILLET		1	0.0%
PLOT B SWEET POTATOES		1	0.0%
PLOT B SWEETPOTATO		6	0.1%
PLOT B TOMATOES		1	0.0%
PLOT BE BEANS		1	0.0%
PLOT C BEANS		1	0.0%
PLOT C CASSAVA		1	0.0%
PLOT C GROUNDNUTS		3	0.1%
PLOT C MAIZE		1	0.0%
PLOT C SWEET POTATOES		2	0.0%
PLOT D BEANS		1	0.0%
PLOT D GROUNDNUTS		1	0.0%
PLOT D SWEET POTATOES		1	0.0%
PLOT D SWEETPOTATO		1	0.0%
PLOT D TOMATOES 2		1	0.0%
PLOT E BEANS		1	0.0%
PLOT E CASSAVA		1	0.0%
PLOT E GROUNDNUTS		1	0.0%
POLA		1	0.0%
POTATOES		65	1.1%
POTATOES PLOT		5	0.1%
POTATS		1	0.0%
Pasture		1	0.0%
Peas		4	0.1%

File : AGSEC3A

s3aq03: Name of the plot

Value	Label	Cases	Percentage
Pigeon peas		1	0.0%
Pineapples		2	0.0%
Pineapples/ Banana food/ Cassava		1	0.0%
Plot A Banana		3	0.1%
Plot A Irish potatoes		1	0.0%
Plot A Sweetpotatoes		1	0.0%
Plot A beans		1	0.0%
Plot A cassava		1	0.0%
Plot A maize		3	0.1%
Plot A onions		1	0.0%
Plot B Irish potatoes		1	0.0%
Plot B beans		2	0.0%
Plot B cassava		1	0.0%
Plot C Groundnuts		1	0.0%
Plot Simsim		1	0.0%
Potato		2	0.0%
Potatoes		14	0.2%
Pumpkin		1	0.0%
RENTED OUT		1	0.0%
RENTED-OUT		1	0.0%
RICE		28	0.5%
RICE PLOT		14	0.2%
RICE PLOT 1		1	0.0%
RICE PLOT 2		1	0.0%
ROBASTA COFFEE		1	0.0%
Rented out		1	0.0%
Rice		10	0.2%
SHORGUM		3	0.1%
SIMSIM		28	0.5%
SIMSIM AND SORGHUM		1	0.0%
SORGHUM		35	0.6%
SORGHUM AND MAIZE		1	0.0%
SORGHUM AND SUNFLOWER		1	0.0%
SORGHUM MIXED WITH MAIZE		1	0.0%

File : AGSEC3A

s3aq03: Name of the plot

Value	Label	Cases	Percentage
SORGHUM MIXED WITH SUNFLOWER		1	0.0%
SORGHUM PARCEL		1	0.0%
SORGHUM PLOT		8	0.1%
SORGHUM/ CASSAVA		1	0.0%
SORGHUM/ BEANS		1	0.0%
SORGUM		10	0.2%
SOYA		25	0.4%
SOYA AND GROUND NUTS PLOT		1	0.0%
SOYA AND MAIZE		1	0.0%
SOYA BEANS		2	0.0%
SOYA BEANS PLOT		1	0.0%
SOYA BEANS PLOT		3	0.1%
SOYA PLOT		4	0.1%
SOYA.MAIZE		1	0.0%
SUGAR CANE		4	0.1%
SUGAR CANE PLOT		2	0.0%
SUGAR CANES PLOT		1	0.0%
SUGARCANE		27	0.5%
SUGARCANE PLOT		2	0.0%
SUGARCANES		1	0.0%
SUGARCANES PLOT		1	0.0%
SUKUMA WIKI		1	0.0%
SUNFLOWER		21	0.4%
SUNFLOWER PACO		1	0.0%
SWEATPOTATC		14	0.2%
SWEET POTATOES		1	0.0%
SWEET BANANA		1	0.0%
SWEET POTATO PLOT		14	0.2%
SWEET POTATOE PLOT		2	0.0%

File : AGSEC3A

s3aq03: Name of the plot

Value	Label	Cases	Percentage
SWEET POTATOES		183	<div></div> 3.1%
SWEET POTATOES PLOT		2	<div></div> 0.0%
SWEET POTATOES AND CASSAVA PLOT		4	<div></div> 0.1%
SWEET POTATOES AND GROUNDNUTS PLOT		1	<div></div> 0.0%
SWEET POTATOES AND MAIZE PLOT		1	<div></div> 0.0%
SWEET POTATOES LUCY		1	<div></div> 0.0%
SWEET POTATOES PLOT		72	<div></div> 1.2%
SWEET POTATOES.		1	<div></div> 0.0%
SWEETPOTATO		21	<div></div> 0.4%
SWEETPOTATO PLOT		2	<div></div> 0.0%
Simsim		47	<div></div> 0.8%
Sorghum		27	<div></div> 0.5%
Sorghum plot		1	<div></div> 0.0%
Sorghum 2		1	<div></div> 0.0%
Sorghum,beans		1	<div></div> 0.0%
Sorghum,pigeon peas		1	<div></div> 0.0%
Soya		2	<div></div> 0.0%
Soya Beans		14	<div></div> 0.2%
Soya beans		4	<div></div> 0.1%
Soya.mz		1	<div></div> 0.0%
Sugarcane		5	<div></div> 0.1%
Sundlower		2	<div></div> 0.0%
Sunflower		17	<div></div> 0.3%
Sweet Potato		2	<div></div> 0.0%
Sweet Potatoes		2	<div></div> 0.0%
Sweet banana ,pineapple		1	<div></div> 0.0%
Sweet potatoes		34	<div></div> 0.6%
Sweet potatoes plot		13	<div></div> 0.2%

File : AGSEC3A

s3aq03: Name of the plot

Value	Label	Cases	Percentage
Sweet potatoes/ cassava		1	0.0%
Sweetpotatoes		18	0.3%
TAPRO BEANS		2	0.0%
TAPROOT beans		1	0.0%
TEA		13	0.2%
THE PARCEL WAS NOT CULTIVATED IN SECOND SEASON OF 2018		1	0.0%
TOBACCO		2	0.0%
TOMATO PLOT		1	0.0%
TOMATOES		12	0.2%
TOMATOES AND MAIZE		1	0.0%
TOMATOES PLOT		8	0.1%
TREES		1	0.0%
TULA.ORANGA		1	0.0%
Tobacco		2	0.0%
Tomatoes		4	0.1%
UCELE		1	0.0%
URANGA		1	0.0%
VANILLA PLOT		1	0.0%
VEGETABLES		1	0.0%
WATER MERON PLOT		1	0.0%
WATERMELON PLOT		1	0.0%
WHITE PEAS		4	0.1%
Wilson plot		1	0.0%
Woodlot		1	0.0%
YAM		1	0.0%
YAMS		6	0.1%
YAMS PLOT		6	0.1%
YAMS PLOT NEAR KISENYI		1	0.0%
abina		1	0.0%
across		1	0.0%
akuka		1	0.0%
banana		22	0.4%

File : AGSEC3A

s3aq03: Name of the plot

Value	Label	Cases	Percentage
banana and coffee		2	0.0%
banana beer		1	0.0%
banana food		11	0.2%
banana food plot		1	0.0%
banana food plot		2	0.0%
banana old		1	0.0%
banana plot		1	0.0%
banana sweet		1	0.0%
bananas		2	0.0%
bananas beer		1	0.0%
bananas food		1	0.0%
beans		30	0.5%
beans plot		4	0.1%
bel		5	0.1%
bell		2	0.0%
cabbages		1	0.0%
cas		4	0.1%
casa		1	0.0%
casava		3	0.1%
casmaizgnut		1	0.0%
cassava		66	1.1%
cassava and maize		1	0.0%
cassava parcel		1	0.0%
cassava plot		4	0.1%
cassava, beans		1	0.0%
cheers		1	0.0%
cocoa plot		1	0.0%
cofee		1	0.0%
coffe		3	0.1%
coffee		21	0.4%
coffee and banana		1	0.0%
coffee plot		3	0.1%
cotton		6	0.1%
cowpeas		1	0.0%
cs		1	0.0%
epeduru		1	0.0%
fallow		4	0.1%
field peas		1	0.0%
ful		1	0.0%
g.nts		1	0.0%
g.nuts		2	0.0%

File : AGSEC3A

s3aq03: Name of the plot

Value	Label	Cases	Percentage
gnuts		5	0.1%
ground nuts		1	0.0%
groundnut		3	0.1%
groundnuts		10	0.2%
gwana		3	0.1%
icok		2	0.0%
jackline's plot		2	0.0%
jaja's plot		1	0.0%
jennipher's plot		1	0.0%
kal		2	0.0%
kal.bel		1	0.0%
kuka		1	0.0%
left fallow		1	0.0%
lirish		1	0.0%
lumonde		1	0.0%
lusuku		1	0.0%
maido		1	0.0%
maize		84	1.4%
maize (Florence's plot)		1	0.0%
maize and beans		3	0.1%
maize and cassava		1	0.0%
maize and pigeon peas		1	0.0%
maize beans		1	0.0%
maize plot		5	0.1%
mangoes		1	0.0%
matooke		27	0.5%
millet		5	0.1%
mixed		10	0.2%
mixed plot		2	0.0%
mogo		15	0.3%
mukwano		1	0.0%
mwogo		1	0.0%
ngor		5	0.1%
nino		3	0.1%
nino.nwagi		1	0.0%
nwagi		2	0.0%
nyim		2	0.0%
okra		1	0.0%
onions		2	0.0%
oranga		1	0.0%
oranges		2	0.0%

File : AGSEC3A

s3aq03: Name of the plot

Value	Label	Cases	Percentage
peas		1	0.0%
pigeon peas		1	0.0%
pinepples		1	0.0%
potato		1	0.0%
potatoes		2	0.0%
rice		5	0.1%
sheas		1	0.0%
simsim		18	0.3%
sorghum		17	0.3%
sorghum and gnuts		1	0.0%
sorghum plot		1	0.0%
soya		8	0.1%
soya beans		1	0.0%
soya beans		5	0.1%
soya plot		1	0.0%
soya.mz		1	0.0%
soyabeans		11	0.2%
sugarcane		4	0.1%
sugarcanes		2	0.0%
sugarcanes 3 acres		1	0.0%
sugarcanes 4 acres		1	0.0%
sundlower		1	0.0%
sunflower		14	0.2%
sweet potatoes		27	0.5%
sweet potatoes (Jesca's plot)		1	0.0%
sweet potatoes plot		2	0.0%
sweetpotata		18	0.3%
sweetpotatoes		18	0.3%
tampiance plot		1	0.0%
tomatoes		4	0.1%
tress(Forest)		1	0.0%
watermelon		1	0.0%
woodlots		1	0.0%

Warning: these figures indicate the number of cases found in the data file. They cannot be interpreted as summary statistics of the population of interest.

s2aq04_1: 4_1. Size of this plot in acres? GPS with two decimal digits

Information	[Type= continuous] [Format=numeric] [Range= 0.01-13] [Missing=*]
Statistics [NW/ W]	[Valid=1994 /-] [Invalid=3890 /-] [Mean=0.729 /-] [StdDev=0.852 /-]

s3aq03_1: 3.1.RECORD RESPONDENT FOR THIS PLOT (%rostartertitle%)

Information	[Type= discrete] [Format=numeric] [Range= 1-19] [Missing=*]
-------------	---

File : AGSEC3A

s3aq03_1: 3.1.RECORD RESPONDENT FOR THIS PLOT (%rosteritle%)

Statistics [NW/ W] [Valid=5648 /-] [Invalid=236 /-] [Mean=1.737 /-] [StdDev=1.342 /-]

Value	Label	Cases	Percentage
1		3228	57.2%
2		1793	31.7%
3		205	3.6%
4		144	2.5%
5		112	2.0%
6		54	1.0%
7		54	1.0%
8		27	0.5%
9		14	0.2%
10		5	0.1%
11		5	0.1%
12		4	0.1%
13		1	0.0%
14		1	0.0%
19		1	0.0%
Sysmiss		236	

Warning: these figures indicate the number of cases found in the data file. They cannot be interpreted as summary statistics of the population of interest.

s3aq03_2: 3.2. Were the decisions concerning the timing of cropping activities, crop choic

Information [Type= discrete] [Format=numeric] [Range= 1-2] [Missing=*]

Statistics [NW/ W] [Valid=5802 /-] [Invalid=82 /-]

Value	Label	Cases	Percentage
1	Single	2590	44.6%
2	Multiple	3212	55.4%
Sysmiss		82	

Warning: these figures indicate the number of cases found in the data file. They cannot be interpreted as summary statistics of the population of interest.

s3aq03_3: 3.3. Who was the primary decision maker on the plot %rosteritle% during the 2rd

Information [Type= discrete] [Format=numeric] [Range= 1-13] [Missing=*]

Statistics [NW/ W] [Valid=2544 /-] [Invalid=3340 /-] [Mean=1.545 /-] [StdDev=1.154 /-]

Value	Label	Cases	Percentage
1		1733	68.1%
2		592	23.3%
3		70	2.8%
4		54	2.1%
5		46	1.8%
6		16	0.6%
7		16	0.6%
8		11	0.4%
9		2	0.1%
10		2	0.1%
11		1	0.0%
13		1	0.0%

File : AGSEC3A

s3aq03_3: 3.3. Who was the primary decision maker on the plot %rostartitle% during the 2rd

Value	Label	Cases	Percentage
Sysmiss		3340	

Warning: these figures indicate the number of cases found in the data file. They cannot be interpreted as summary statistics of the population of interest.

s3aq03_4a: 3.4a. Who were the decision makers on the plot during JUL TO DEC 2018? - PID 1

Information	[Type= discrete] [Format=numeric] [Range= 1-14] [Missing=*]
Statistics [NW/ W]	[Valid=3122 /-] [Invalid=2762 /-] [Mean=1.19 /-] [StdDev=0.811 /-]

Value	Label	Cases	Percentage
1		2820	90.3%
2		192	6.1%
3		46	1.5%
4		22	0.7%
5		14	0.4%
6		9	0.3%
7		8	0.3%
8		4	0.1%
9		2	0.1%
10		3	0.1%
12		1	0.0%
14		1	0.0%
Sysmiss		2762	

Warning: these figures indicate the number of cases found in the data file. They cannot be interpreted as summary statistics of the population of interest.

s3aq03_4b: 3.4b. Who were the decision makers on the plot during JUL TO DEC 2018? - PID 2

Information	[Type= discrete] [Format=numeric] [Range= 2-19] [Missing=*]
Statistics [NW/ W]	[Valid=2759 /-] [Invalid=3125 /-] [Mean=2.633 /-] [StdDev=1.654 /-]

Value	Label	Cases	Percentage
2		2194	79.5%
3		192	7.0%
4		92	3.3%
5		93	3.4%
6		65	2.4%
7		45	1.6%
8		29	1.1%
9		13	0.5%
10		16	0.6%
11		8	0.3%
12		6	0.2%
13		1	0.0%
14		3	0.1%
19		2	0.1%
Sysmiss		3125	

Warning: these figures indicate the number of cases found in the data file. They cannot be interpreted as summary statistics of the population of interest.

s3aq03a: 3a. Was the plot burned in preparation for planting?

Information	[Type= discrete] [Format=numeric] [Range= 1-2] [Missing=*]
-------------	--

File : AGSEC3A

s3aq03a: 3a. Was the plot burned in preparation for planting?

Statistics [NW/ W] [Valid=5803 /-] [Invalid=81 /-]

Value	Label	Cases	Percentage
1	Yes	263	4.5%
2	No	5540	95.5%
Sysmiss		81	

Warning: these figures indicate the number of cases found in the data file. They cannot be interpreted as summary statistics of the population of interest.

s3aq04: 4. Did you use any organic fertilizer on the parcel/plot?

Information [Type= discrete] [Format=numeric] [Range= 1-2] [Missing=*]

Statistics [NW/ W] [Valid=5804 /-] [Invalid=80 /-]

Value	Label	Cases	Percentage
1	Yes	348	6.0%
2	No	5456	94.0%
Sysmiss		80	

Warning: these figures indicate the number of cases found in the data file. They cannot be interpreted as summary statistics of the population of interest.

s3aq04a: 4a. What was the quantity used? UNIT

Information [Type= discrete] [Format=numeric] [Range= 1-2] [Missing=*]

Statistics [NW/ W] [Valid=344 /-] [Invalid=5540 /-]

Value	Label	Cases	Percentage
1	Kg	339	98.5%
2	Lts	5	1.5%
Sysmiss		5540	

Warning: these figures indicate the number of cases found in the data file. They cannot be interpreted as summary statistics of the population of interest.

s3aq05: 5. What was the quantity used?

Information [Type= continuous] [Format=numeric] [Range= 5-25000] [Missing=*]

Statistics [NW/ W] [Valid=348 /-] [Invalid=5536 /-] [Mean=619.224 /-] [StdDev=1801.501 /-]

s3aq06: 6. Was any of this purchased?

Information [Type= discrete] [Format=numeric] [Range= 1-2] [Missing=*]

Statistics [NW/ W] [Valid=348 /-] [Invalid=5536 /-]

Value	Label	Cases	Percentage
1	Yes	34	9.8%
2	No	314	90.2%
Sysmiss		5536	

Warning: these figures indicate the number of cases found in the data file. They cannot be interpreted as summary statistics of the population of interest.

s3aq07: 7. How much was purchased?

Information [Type= continuous] [Format=numeric] [Range= 5-25000] [Missing=*]

Statistics [NW/ W] [Valid=34 /-] [Invalid=5850 /-] [Mean=2098.382 /-] [StdDev=4530.468 /-]

s3aq08: 8. What was the value of the purchase?UShs

Information [Type= continuous] [Format=numeric] [Range= 10000-5800000] [Missing=*]

Statistics [NW/ W] [Valid=34 /-] [Invalid=5850 /-] [Mean=445588.235 /-] [StdDev=1085868.068 /-]

File : AGSEC3A

s3aq09: 9. Where did you buy most of it?

Information [Type= discrete] [Format=numeric] [Range= 1-96] [Missing=*]

Statistics [NW/ W] [Valid=34 /-] [Invalid=5850 /-]

Value	Label	Cases	Percentage
1	Government/LC	1	2.9%
2	Private trader in local market/village	16	47.1%
3	Private trader in district market	2	5.9%
4	Fellow farmer	12	35.3%
5	Neighbor/Relative	2	5.9%
6	Other (specify)	0	
96	Other, specify	1	2.9%
Sysmiss		5850	

Warning: these figures indicate the number of cases found in the data file. They cannot be interpreted as summary statistics of the population of interest.

s3aq12: 12. What was the main source of organic fertilizer used on the parcel/plot?

Information [Type= discrete] [Format=numeric] [Range= 1-96] [Missing=*]

Statistics [NW/ W] [Valid=314 /-] [Invalid=5570 /-]

Value	Label	Cases	Percentage
1	Own livestock	248	79.0%
2	Own crop residues	48	15.3%
3	Other (Specify)	0	
96	Other, specify	18	5.7%
Sysmiss		5570	

Warning: these figures indicate the number of cases found in the data file. They cannot be interpreted as summary statistics of the population of interest.

s3aq13: 13. Did you use any inorganic/chemical fertilizer on the parcel/plot?

Information [Type= discrete] [Format=numeric] [Range= 1-2] [Missing=*]

Statistics [NW/ W] [Valid=5804 /-] [Invalid=80 /-]

Value	Label	Cases	Percentage
1	Yes	171	2.9%
2	No	5633	97.1%
Sysmiss		80	

Warning: these figures indicate the number of cases found in the data file. They cannot be interpreted as summary statistics of the population of interest.

s3aq14: 14. What type was used?

Information [Type= discrete] [Format=numeric] [Range= 1-4] [Missing=*]

Statistics [NW/ W] [Valid=171 /-] [Invalid=5713 /-]

Value	Label	Cases	Percentage
1	Nitrate	10	5.8%
2	Phosphate	5	2.9%
3	Potash	8	4.7%
4	Mixed	148	86.5%
Sysmiss		5713	

Warning: these figures indicate the number of cases found in the data file. They cannot be interpreted as summary statistics of the population of interest.



s3aq14a: 14a. What was the quantity used? UNIT

Information [Type= discrete] [Format=numeric] [Range= 1-2] [Missing=*]

File : AGSEC3A

s3aq14a: 14a. What was the quantity used? UNIT

Statistics [NW/ W] [Valid=169 /-] [Invalid=5715 /-]

Value	Label	Cases	Percentage
1	Kg	126	 74.6%
2	Lts	43	 25.4%
Sysmiss		5715	

Warning: these figures indicate the number of cases found in the data file. They cannot be interpreted as summary statistics of the population of interest.

s3aq15: 15. What was the quantity used? QUANTITY



Information [Type= continuous] [Format=numeric] [Range= 0-1100] [Missing=*]

Statistics [NW/ W] [Valid=171 /-] [Invalid=5713 /-] [Mean=37.251 /-] [StdDev=104.438 /-]

s3aq16: 16. Was any of this purchased?

Information [Type= discrete] [Format=numeric] [Range= 1-2] [Missing=*]

Statistics [NW/ W] [Valid=171 /-] [Invalid=5713 /-]

Value	Label	Cases	Percentage
1	Yes	166	 97.1%
2	No	5	 2.9%
Sysmiss		5713	

Warning: these figures indicate the number of cases found in the data file. They cannot be interpreted as summary statistics of the population of interest.

s3aq17: 17. How much was purchased?

Information [Type= continuous] [Format=numeric] [Range= 1-1100] [Missing=*]

Statistics [NW/ W] [Valid=164 /-] [Invalid=5720 /-] [Mean=38.183 /-] [StdDev=106.495 /-]

s3aq18: 18. What was the value of the purchase? USHs





Information [Type= continuous] [Format=numeric] [Range= 5-2530000] [Missing=*]

Statistics [NW/ W] [Valid=166 /-] [Invalid=5718 /-] [Mean=100367.5 /-] [StdDev=246093.511 /-]

s3aq19: 19. Where did you buy most of it?

Information [Type= discrete] [Format=numeric] [Range= 1-96] [Missing=*]

Statistics [NW/ W] [Valid=166 /-] [Invalid=5718 /-]

Value	Label	Cases	Percentage
1	Government/LC	1	 0.6%
2	Private trader in local market/village	95	 57.2%
3	Private trader in district market	59	 35.5%
4	Fellow farmer	0	
5	Neighbor/Relative	0	
6	Other (specify)	0	
96	Other, specify	11	 6.6%
Sysmiss		5718	

Warning: these figures indicate the number of cases found in the data file. They cannot be interpreted as summary statistics of the population of interest.


s3aq22: 22. Did you use any pesticides on the parcel/plot?

Information [Type= discrete] [Format=numeric] [Range= 1-2] [Missing=*]

Statistics [NW/ W] [Valid=5804 /-] [Invalid=80 /-]

File : AGSEC3A








s3aq22: 22. Did you use any pesticides on the parcel/plot?

Value	Label	Cases	Percentage
1	Yes	443	 7.6%
2	No	5361	 92.4%
Sysmiss		80	

Warning: these figures indicate the number of cases found in the data file. They cannot be interpreted as summary statistics of the population of interest.

s3aq23: 23. What type was used?



Information	[Type= discrete] [Format=numeric] [Range= 1-96] [Missing=*]
Statistics [NW/ W]	[Valid=443 -] [Invalid=5441 -]

Value	Label	Cases	Percentage
1	Insecticides	244	 55.1%
2	Miticides/Acaricides	17	 3.8%
3	Fungicides	10	 2.3%
4	Growth regulators and harvest aids	134	 30.2%
5	Rodenticides	5	 1.1%
6	Nematicides/Molluscicides	6	 1.4%
96	Other (Specify)	27	 6.1%
Sysmiss		5441	

Warning: these figures indicate the number of cases found in the data file. They cannot be interpreted as summary statistics of the population of interest.

s3aq24a: 24a. What was the quantity used? UNIT

Information	[Type= discrete] [Format=numeric] [Range= 1-2] [Missing=*]
Statistics [NW/ W]	[Valid=442 -] [Invalid=5442 -]

Value	Label	Cases	Percentage
1	Kg	59	 13.3%
2	Lts	383	 86.7%
Sysmiss		5442	



Warning: these figures indicate the number of cases found in the data file. They cannot be interpreted as summary statistics of the population of interest.

s3aq24b: 24b. What was the quantity used? QUANTITY

Information	[Type= continuous] [Format=numeric] [Range= 0.01-600] [Missing=*]
Statistics [NW/ W]	[Valid=443 -] [Invalid=5441 -] [Mean=5.433 -] [StdDev=30.261 -]

s3aq25: 25. Was any of this purchased?

Information	[Type= discrete] [Format=numeric] [Range= 1-2] [Missing=*]
Statistics [NW/ W]	[Valid=443 -] [Invalid=5441 -]

Value	Label	Cases	Percentage
1	Yes	435	 98.2%
2	No	8	 1.8%
Sysmiss		5441	

Warning: these figures indicate the number of cases found in the data file. They cannot be interpreted as summary statistics of the population of interest.

s3aq26: 26. What quantity was purchased? UNIT OF 24b

Information	[Type= continuous] [Format=numeric] [Range= 0.01-12000] [Missing=*]
Statistics [NW/ W]	[Valid=435 -] [Invalid=5449 -] [Mean=31.562 -] [StdDev=575.898 -]

File : AGSEC3A

s3aq27: 27. What was the value of the purchase? UShs

Information	[Type= continuous] [Format=numeric] [Range= 1-2500000] [Missing=*]
Statistics [NW/ W]	[Valid=435 /-] [Invalid=5449 /-] [Mean=41700.706 /-] [StdDev=147134.118 /-]

s3aq28: 28. Where did you buy most of it?

Information	[Type= discrete] [Format=numeric] [Range= 1-96] [Missing=*]
Statistics [NW/ W]	[Valid=435 /-] [Invalid=5449 /-]

Value	Label	Cases	Percentage
1	Government/LC	3	0.7%
2	Private trader in local market/village	290	66.7%
3	Private trader in district market	131	30.1%
4	Fellow farmer	3	0.7%
5	Neighbor/Relative	0	
6	Other (specify)	0	
96	Other, specify	8	1.8%
Sysmiss		5449	

Warning: these figures indicate the number of cases found in the data file. They cannot be interpreted as summary statistics of the population of interest.

s3aq34: 34. Did you hire any labour to work on this plot during the 2nd season of 2018?

Information	[Type= discrete] [Format=numeric] [Range= 1-2] [Missing=*]
Statistics [NW/ W]	[Valid=5803 /-] [Invalid=81 /-]

Value	Label	Cases	Percentage
1	Yes	1550	26.7%
2	No	4253	73.3%
Sysmiss		81	

Warning: these figures indicate the number of cases found in the data file. They cannot be interpreted as summary statistics of the population of interest.

s3aq35a: 35a. Men - Person days

Information	[Type= continuous] [Format=numeric] [Range= 0-120] [Missing=*]
Statistics [NW/ W]	[Valid=1550 /-] [Invalid=4334 /-] [Mean=7.537 /-] [StdDev=10.916 /-]

s3aq35b: 35b. Women - Person days

Information	[Type= continuous] [Format=numeric] [Range= 0-160] [Missing=*]
Statistics [NW/ W]	[Valid=1550 /-] [Invalid=4334 /-] [Mean=3.8 /-] [StdDev=8.418 /-]

s3aq35c: 35c. Children - Person days

Information	[Type= discrete] [Format=numeric] [Range= 0-12] [Missing=*]
Statistics [NW/ W]	[Valid=1550 /-] [Invalid=4334 /-] [Mean=0.0826 /-] [StdDev=0.77 /-]

Value	Label	Cases	Percentage
0		1528	98.6%
2		2	0.1%
3		4	0.3%
4		3	0.2%
5		3	0.2%
6		2	0.1%
7		3	0.2%
10		4	0.3%

File : AGSEC3A

s3aq35c: 35c. Children - Person days

Value	Label	Cases	Percentage
12		1	0.1%
Sysmiss		4334	

Warning: these figures indicate the number of cases found in the data file. They cannot be interpreted as summary statistics of the population of interest.

s3aq36: 36. How much did you pay including the value of in-kind payments for these days

Information	[Type= continuous] [Format=numeric] [Range= 0-3900000] [Missing=*]
Statistics [NW/ W]	[Valid=1550 /-] [Invalid=4334 /-] [Mean=77609.226 /-] [StdDev=155425.893 /-]

s4aq07: 7.What was the total area of %rosteritle% planted?

Information	[Type= continuous] [Format=numeric] [Range= 0.01-14] [Missing=*]
Statistics [NW/ W]	[Valid=5782 /-] [Invalid=102 /-] [Mean=0.747 /-] [StdDev=0.813 /-]

File : AGSEC3A_1

interview__key: Interview key (identifier in XX-XX-XX-XX format)

Information	[Type= discrete] [Format=character] [Missing=*]
Statistics [NW/ W]	[Valid=28566 /-] [Invalid=0 /-]

parcelID: Id in "t0_parcelroster"

Information	[Type= discrete] [Format=numeric] [Range= 1-11] [Missing=*]
Statistics [NW/ W]	[Valid=28566 /-] [Invalid=0 /-] [Mean=1.846 /-] [StdDev=1.114 /-]

Value	Label	Cases	Percentage
1		14240	49.8%
2		8203	28.7%
3		3761	13.2%
4		1565	5.5%
5		469	1.6%
6		210	0.7%
7		44	0.2%
8		46	0.2%
9		23	0.1%
11		5	0.0%

Warning: these figures indicate the number of cases found in the data file. They cannot be interpreted as summary statistics of the population of interest.

pltid: Id in "cul_plots"

Information	[Type= discrete] [Format=numeric] [Range= 1-9] [Missing=*]
Statistics [NW/ W]	[Valid=28566 /-] [Invalid=0 /-] [Mean=1.53 /-] [StdDev=1.013 /-]

Value	Label	Cases	Percentage
1		19814	69.4%
2		5102	17.9%
3		2073	7.3%
4		920	3.2%
5		366	1.3%
6		153	0.5%
7		82	0.3%
8		37	0.1%
9		19	0.1%

Warning: these figures indicate the number of cases found in the data file. They cannot be interpreted as summary statistics of the population of interest.

fam_labour__id: Id in fam_labour

Information	[Type= discrete] [Format=numeric] [Range= 1-19] [Missing=*]
Statistics [NW/ W]	[Valid=28566 /-] [Invalid=0 /-] [Mean=3.846 /-] [StdDev=2.618 /-]

Value	Label	Cases	Percentage
1		5760	20.2%
2		5184	18.1%
3		4178	14.6%
4		3707	13.0%
5		3104	10.9%
6		2325	8.1%
7		1647	5.8%

File : AGSEC3A_1

fam_labour__id: Id in fam_labour

Value	Label	Cases	Percentage
8		1054	3.7%
9		678	2.4%
10		352	1.2%
11		201	0.7%
12		146	0.5%
13		70	0.2%
14		68	0.2%
15		35	0.1%
16		15	0.1%
17		23	0.1%
18		8	0.0%
19		11	0.0%

Warning: these figures indicate the number of cases found in the data file. They cannot be interpreted as summary statistics of the population of interest.

s3aq33: 33. Did %rosteritle% work on this plot?

Information	[Type= discrete] [Format=numeric] [Range= 1-2] [Missing=*]
Statistics [NW/ W]	[Valid=28114 /-] [Invalid=452 /-]

Value	Label	Cases	Percentage
1	Yes	15916	56.6%
2	No	12198	43.4%
Sysmiss		452	

Warning: these figures indicate the number of cases found in the data file. They cannot be interpreted as summary statistics of the population of interest.

s3aq33_1: 33_1. How many days did %rosteritle% work? (in the season)

Information	[Type= continuous] [Format=numeric] [Range= 1-150] [Missing=*]
Statistics [NW/ W]	[Valid=15916 /-] [Invalid=12650 /-] [Mean=13.061 /-] [StdDev=9.887 /-]

hhid: Unique 32-character long identifier of the interview

Information	[Type= discrete] [Format=character] [Missing=*]
Statistics [NW/ W]	[Valid=28566 /-] [Invalid=0 /-]

File : AGSEC3B			
# hhid: Unique 32-character long identifier of the interview			
Information	[Type= discrete] [Format=character] [Missing=*]		
Statistics [NW/ W]	[Valid=6378 /-] [Invalid=0 /-]		
# parcelID: Id in "t0_parcelroster"			
Information	[Type= discrete] [Format=numeric] [Range= 1-11] [Missing=*]		
Statistics [NW/ W]	[Valid=6378 /-] [Invalid=0 /-] [Mean=1.878 /-] [StdDev=1.139 /-]		
Value	Label	Cases	Percentage
1		3106	<div></div> 48.7%
2		1854	<div></div> 29.1%
3		851	<div></div> 13.3%
4		359	<div></div> 5.6%
5		129	<div></div> 2.0%
6		49	<div></div> 0.8%
7		15	<div></div> 0.2%
8		10	<div></div> 0.2%
9		3	<div></div> 0.0%
10		1	<div></div> 0.0%
11		1	<div></div> 0.0%
Warning: these figures indicate the number of cases found in the data file. They cannot be interpreted as summary statistics of the population of interest.			
# pltid: Id in cul_plots_3b			
Information	[Type= discrete] [Format=numeric] [Range= 1-8] [Missing=*]		
Statistics [NW/ W]	[Valid=6378 /-] [Invalid=0 /-] [Mean=1.469 /-] [StdDev=0.869 /-]		
Value	Label	Cases	Percentage
1		4458	<div></div> 69.9%
2		1222	<div></div> 19.2%
3		447	<div></div> 7.0%
4		163	<div></div> 2.6%
5		63	<div></div> 1.0%
6		17	<div></div> 0.3%
7		6	<div></div> 0.1%
8		2	<div></div> 0.0%
Warning: these figures indicate the number of cases found in the data file. They cannot be interpreted as summary statistics of the population of interest.			
# s3aq03b: Name of the plot			
Information	[Type= discrete] [Format=character] [Missing=*]		
Statistics [NW/ W]	[Valid=6378 /-] [Invalid=0 /-]		
Value	Label	Cases	Percentage
-. SORGHUM		1	<div></div> 0.0%
-.SORGHUM		1	<div></div> 0.0%
.GROUNDNUTS		1	<div></div> 0.0%
1 CASSAVA		1	<div></div> 0.0%
1 GROUNDNUTS/ MAIZE/ CASSAVA		1	<div></div> 0.0%

File : AGSEC3B

s3aq03b: Name of the plot

Value	Label	Cases	Percentage
1 SORGHUM		2	0.0%
1. CASSAVA		3	0.0%
1. CASSAVA / SORGHUM		1	0.0%
1. CASSAVA		1	0.0%
1. FIELD PEAS		1	0.0%
1. FINGER MILLET		2	0.0%
1. GROUNDNUTS		2	0.0%
1. GROUNDNUTS / CASSAVA		2	0.0%
1. MANGOES		1	0.0%
1. SIMS I'M/ SORGHUM		1	0.0%
1. SORGHUM		4	0.1%
1. SORGHUM/ MAIZE		1	0.0%
1.BEANS		1	0.0%
1.CASSAVA		6	0.1%
1.CASSAVA/ MAIZE / GROUNDNUTS		1	0.0%
1.COTTON		1	0.0%
1.FINGER MILLET		3	0.0%
1.FINGER MILLET/ MAIZE		1	0.0%
1.GROUNDNUTS		7	0.1%
1.GROUNDNUTS/ CASSAVA		1	0.0%
1.GROUNDNUTS/ CASSAVA		1	0.0%
1.GROUNDNUTS/ MAIZE		2	0.0%
1.MAIZE		5	0.1%
1.MAIZE / CASSAVA		1	0.0%
1.PIGEON PEAS		1	0.0%
1.RICE		2	0.0%
1.SIMSIM		1	0.0%
1.SORGHUM		24	0.4%
1.SORGHUM/ SUNFLOWER		1	0.0%
1.SWEET POTATOES		4	0.1%




File : AGSEC3B

s3aq03b: Name of the plot

Value	Label	Cases	Percentage
1SORGHUM		2	0.0%
1SORGHUM / SUNFLOWER		1	0.0%
2. CASSAVA		2	0.0%
2. FINGER MILLET		1	0.0%
2. SORGHUM		1	0.0%
2. SOYA BEANS		1	0.0%
2. SWEET POTATOES		1	0.0%
2.CASSAVA		5	0.1%
2.COTTON		1	0.0%
2.GROUNDNUT		7	0.1%
2.MAIZE		1	0.0%
2.ORANGES		1	0.0%
2.RICE		1	0.0%
2.SWEET POTATOES		1	0.0%
2.WOODLOT		1	0.0%
3. SORGHUM		1	0.0%
3.CASSAVA		2	0.0%
3.FINGER MILLET		3	0.0%
3.SORGHUM		1	0.0%
3.SWEET POTATOES		1	0.0%
4.SUNFLOWER		1	0.0%
4.SWEET POTATOES		1	0.0%
A MAIDO (G.NUTS)		1	0.0%
ABINA		2	0.0%
ABIR		3	0.0%
AMAIDO		17	0.3%
AMAIDO.NWAC		1	0.0%
AMIDO		1	0.0%
ANWAGI		1	0.0%
ANYWAGI		1	0.0%
ANYWEGI		3	0.0%
APENA		21	0.3%
APENA.AKUKA		1	0.0%
APENA.MZ		1	0.0%
APENA.NGOR		1	0.0%
APENA.OR		2	0.0%
ARABIC COFFEE PLOT		1	0.0%

File : AGSEC3B

s3aq03b: Name of the plot

Value	Label	Cases	Percentage
ARANGA		24	 0.4%
ARANGA, APENA		1	0.0%
ARANGA, NYWAGI		1	0.0%
ARANGA.PAMA		1	0.0%
Akuka		3	0.0%
Akuti		1	0.0%
Amaidoo		1	0.0%
Apena		2	0.0%
Aranga		1	0.0%
BANANA		17	 0.3%
BANANA FOOD		2	0.0%
BANANA AND BEANS		1	0.0%
BANANA AND BEANS PLOT		3	0.0%
BANANA AND CASSAVA PLOT		2	0.0%
BANANA AND COFFEE		1	0.0%
BANANA AND COFFEE PLOT		23	 0.4%
BANANA AND COFFEE PLOT 1		1	0.0%
BANANA AND COFFEE PLOT 2		1	0.0%
BANANA AND COFFEE PLOT 3		1	0.0%
BANANA AND GROUND NUTS PLOT		1	0.0%
BANANA AND IRISH POTATOES PLOT		1	0.0%
BANANA AND SWEET POTATOES PLOT		1	0.0%
BANANA BEER AND COFFEE		1	0.0%
BANANA BEER AND COFFEE		3	0.0%

File : AGSEC3B

s3aq03b: Name of the plot

Value	Label	Cases	Percentage
BANANA BEER PLOT		1	0.0%
BANANA BEER/COFFEE		2	0.0%
BANANA FOOD		143	2.2%
BANANA FOOD AND BEANS		1	0.0%
BANANA FOOD / COFFEE		1	0.0%
BANANA FOOD AND COFFEE		1	0.0%
BANANA FOOD AND BANANA BEER		1	0.0%
BANANA FOOD AND BANANA SWEET PLOT		1	0.0%
BANANA FOOD AND BEANS		4	0.1%
BANANA FOOD AND BEER		4	0.1%
BANANA FOOD AND CASSAVA PLOT		1	0.0%
BANANA FOOD AND COFFEE		26	0.4%
BANANA FOOD AND COFFEE PLOT		7	0.1%
BANANA FOOD AND IRISH POTATOES		1	0.0%
BANANA FOOD AND MAIZE PLOT		1	0.0%
BANANA FOOD PLOT		80	1.3%
BANANA FOOD PLOT 1		4	0.1%
BANANA FOOD PLOT 2		4	0.1%
BANANA FOOD PLOT		3	0.0%

File : AGSEC3B

s3aq03b: Name of the plot

Value	Label	Cases	Percentage
AND COFFEE PLOT			
BANANA FOOD plot		2	0.0%
BANANA FOOD, BANANA BEER AND BEANS		1	0.0%
BANANA FOOD, BEER AND BEANS		1	0.0%
BANANA FOOD, BEER AND COFFEE		1	0.0%
BANANA FOOD, COFFEE AND BEANS		3	0.0%
BANANA FOOD, COFFEE, BEANS AND CASSAVA PLOT		1	0.0%
BANANA FOOD./BEANS		1	0.0%
BANANA FOOD/ BEANS		3	0.0%
BANANA FOOD/ COFFEE		1	0.0%
BANANA FOOD/ COFFEE/ BEANS		1	0.0%
BANANA FOOD/ BANANA BEER		6	0.1%
BANANA FOOD/ BANANA BEER/COFFEE		1	0.0%
BANANA FOOD/ BANANA BEER/COFFEE/ SUGARCANE		1	0.0%
BANANA FOOD/BEANS		8	0.1%
BANANA FOOD/BEANS/ SUGARCANE		1	0.0%
BANANA FOOD/BEER		1	0.0%

File : AGSEC3B

s3aq03b: Name of the plot

Value	Label	Cases	Percentage
BANANA FOOD/ CASSAVA		1	0.0%
BANANA FOOD/ CASSAVA/ BEANS		1	0.0%
BANANA FOOD/ CASSAVA/ COFFEE		1	0.0%
BANANA FOOD/COFFEE		6	0.1%
BANANA FOOD/ COFFEE/ BEANS		4	0.1%
BANANA FOOD/ COFFEE/ CASSAVA		1	0.0%
BANANA FOOD/PEAS		1	0.0%
BANANA FOOD/ SUGARCANE		1	0.0%
BANANA PLANTATION		1	0.0%
BANANA PLOT		19	0.3%
BANANA SWEET, MAIZE AND BEANS PLOT		1	0.0%
BANANA, BEANS		1	0.0%
BANANA, BEANS AND MAIZE PLOT		1	0.0%
BANANA, BEANS, MAIZE PLOT		1	0.0%
BANANA, CASSAVA AND BEANS PLOT		1	0.0%
BANANA, CASSAVA AND COFFEE PLOT		1	0.0%
BANANA, COFFEE		1	0.0%
BANANA, COFFEE AND BEANS PLOT		1	0.0%

File : AGSEC3B

s3aq03b: Name of the plot

Value	Label	Cases	Percentage
BANANA, COFFEE AND GROUND NUTS PLOT		1	0.0%
BANANA, COFFEE AND VANILLA PLOT		1	0.0%
BANANA, COFFEE, CASSAVA AND IRISH POTATOES PLOT		1	0.0%
BANANA, COFFEE, CASSAVA AND TOMATOES PLOT		1	0.0%
BANANA, COFFEE, CASSAVA, BEANS AND MAIZE PLOT		1	0.0%
BANANA, COFFEE, MAIZE AND GROUNDNUTS PLOT		1	0.0%
BANANA, COFFEE, VANILLA AND SWEET POTATOES PLOT		1	0.0%
BANANA, COFFEE, YAMS AND CASSAVA PLOT		1	0.0%
BANANAS		58	<div></div> 0.9%
BANANAS FOOD		2	0.0%
BANANAS PLOT		3	0.0%
BANANAS SWEET		2	0.0%
BANANAS THAT WERE PLANTED IN 2017		1	0.0%
BANANSA		1	0.0%
BEAN		1	0.0%
BEANS		219	<div></div> 3.4%
BEANS PLOT		1	0.0%

File : AGSEC3B

s3aq03b: Name of the plot

Value	Label	Cases	Percentage
BEANS & MAIZE		1	0.0%
BEANS ,MAIZE AND CASSAVA PLOT		1	0.0%
BEANS AND CASSAVA		5	0.1%
BEANS AND CASSAVA PLOT		2	0.0%
BEANS AND IRISH POTATOES		1	0.0%
BEANS AND MAIZE		46	0.7%
BEANS AND MAIZE PLOT		19	0.3%
BEANS MAIZE		5	0.1%
BEANS PLOT		37	0.6%
BEANS PLOT 1		1	0.0%
BEANS Plot		1	0.0%
BEANS and CASSAVA		1	0.0%
BEANS, CASSAVA		1	0.0%
BEANS, MAIZE		6	0.1%
BEANS, MAIZE AND BEANS PLOT		1	0.0%
BEANS, MAIZE AND CASSAVA PLOT		2	0.0%
BEANS,CASSAVA		1	0.0%
BEANS,MAIZE		1	0.0%
BEANS/ MAIZE		3	0.0%
BEANS/ CASSAVA		2	0.0%
BEANS/MAIZE		7	0.1%
BEL		2	0.0%
BEL (ABIR)		1	0.0%
BITTER BERRIES		1	0.0%
BITTER TOMATOES		1	0.0%
BULL RASH PLOT		1	0.0%
Banana		42	0.7%

File : AGSEC3B

s3aq03b: Name of the plot

Value	Label	Cases	Percentage
Banana food PLOT		1	0.0%
Banana plot		1	0.0%
Banana Beer		1	0.0%
Banana Beer/ Coffee		2	0.0%
Banana Beer/ Food		1	0.0%
Banana Food		7	0.1%
Banana Food/ Beans		2	0.0%
Banana Food/ Coffee		1	0.0%
Banana Food/ Coffee/Beans		1	0.0%
Banana food		92	1.4%
Banana food / Beer/Beans		1	0.0%
Banana food / Beans		1	0.0%
Banana food / Beer		1	0.0%
Banana food plot		4	0.1%
Banana food/ Beans		2	0.0%
Banana food/ Coffee		1	0.0%
Banana food/ Banana beer		1	0.0%
Banana food/ Banana beer/ Coffee		1	0.0%
Banana food/ Beans		2	0.0%
Banana food/ Beer		5	0.1%
Banana food/ Beer/Beans		2	0.0%
Banana food/ Beer/Coffee		2	0.0%
Banana food/ Cassava		2	0.0%
Banana food/ Coffee		10	0.2%
Banana food/ Coffee/Beans		1	0.0%
Banana food/ Maize/Beans		1	0.0%
Banana food/ Sweet		1	0.0%

File : AGSEC3B

s3aq03b: Name of the plot

Value	Label	Cases	Percentage
Banana food/ sorghum		1	0.0%
Bananan		1	0.0%
Bananas		9	0.1%
Bananas/Beans		1	0.0%
Bean/Maize		1	0.0%
Beans		118	1.9%
Beans /Maize		1	0.0%
Beans plot		7	0.1%
Beans/ Maize/ Cassava		1	0.0%
Beans/Coffee		1	0.0%
Beans/Maize		14	0.2%
Beans/cassava		1	0.0%
Beans/maize		1	0.0%
CABBAGE		2	0.0%
CABBAGE PLOT		1	0.0%
CABBAGES		2	0.0%
CASAAVA		1	0.0%
CASSAVA		274	4.3%
CASSAVA 2017		1	0.0%
CASSAVA 2018		1	0.0%
CASSAVA PLANTED IN 2018		1	0.0%
CASSAVA (NEAR MANGO TREE)		1	0.0%
CASSAVA 1		1	0.0%
CASSAVA 19		1	0.0%
CASSAVA 2		1	0.0%
CASSAVA 2 with BEAN		1	0.0%
CASSAVA 2016		1	0.0%
CASSAVA 2017		6	0.1%
CASSAVA 2018		27	0.4%
CASSAVA 2019		10	0.2%
CASSAVA AND		1	0.0%
CASSAVA AND BEANS		7	0.1%
CASSAVA AND BEANS PLOT		3	0.0%
CASSAVA AND COW PEAS		1	0.0%

File : AGSEC3B

s3aq03b: Name of the plot

Value	Label	Cases	Percentage
CASSAVA AND GNUTS		1	0.0%
CASSAVA AND GROUND NUTS PLOT		1	0.0%
CASSAVA AND GROUNDNUTS		3	0.0%
CASSAVA AND GROUNDNUTS AND MAIZE		1	0.0%
CASSAVA AND HIBISCUS		1	0.0%
CASSAVA AND MAIZE		9	0.1%
CASSAVA AND MAIZE PLOT		11	0.2%
CASSAVA AND SOYA PLOT		1	0.0%
CASSAVA AND SWEET POTATOES PLOT		1	0.0%
CASSAVA APRIL		1	0.0%
CASSAVA APRIL 1		1	0.0%
CASSAVA APRIL 2		1	0.0%
CASSAVA AUGUST		1	0.0%
CASSAVA AUGUST 18		2	0.0%
CASSAVA GROUND NUTS PLOT		1	0.0%
CASSAVA JANUARY		1	0.0%
CASSAVA JULY		2	0.0%
CASSAVA JULY 18		2	0.0%
CASSAVA JUNE		1	0.0%
CASSAVA JUNE 19		1	0.0%
CASSAVA M GROUND NUTS		1	0.0%

File : AGSEC3B

s3aq03b: Name of the plot

Value	Label	Cases	Percentage
CASSAVA MARCH		3	0.0%
CASSAVA MARCH 2018		1	0.0%
CASSAVA MAY		2	0.0%
CASSAVA MIXED WITH GROUNDNUTS		2	0.0%
CASSAVA MIXED WITH GROUNDNUTS AND MAIZE		1	0.0%
CASSAVA MIXED WITH MAIZE		3	0.0%
CASSAVA MIXED WITH MAIZE AND BEANS		1	0.0%
CASSAVA OF 2018 MIXED WITH SORGHUM		1	0.0%
CASSAVA ONLY		1	0.0%
CASSAVA PLOT		80	1.3%
CASSAVA PLOT 1		4	0.1%
CASSAVA PLOT 2		4	0.1%
CASSAVA PLOT A		1	0.0%
CASSAVA PLOT B		1	0.0%
CASSAVA THAT WAS PLANTED IN 2018		1	0.0%
CASSAVA THAT WAS PLANTED IN FIRST SEASON 2018		1	0.0%
CASSAVA THAT WAS PLANTED IN FIRST SEASON OF 2018		3	0.0%
CASSAVA THAT WAS PLANTED IN SECOND SEASON 2018		1	0.0%

File : AGSEC3B

s3aq03b: Name of the plot

Value	Label	Cases	Percentage
CASSAVA THAT WAS PLANTED IN SECOND SEASON OF 2018		2	0.0%
CASSAVA, MAIZE AND GROUNDNUTS		1	0.0%
CASSAVA, BEANS		5	0.1%
CASSAVA, BEANS , MAIZE		1	0.0%
CASSAVA, BEANS AND MAIZE PLOT		1	0.0%
CASSAVA, IRISH POTATOES		1	0.0%
CASSAVA, MAIZE AND BEANS PLOT		1	0.0%
CASSAVA, MAIZE, MILLET, BEANS PLOT		1	0.0%
CASSAVA,BEAN		1	0.0%
CASSAVA/ GROUNDNUTS		1	0.0%
CASSAVA/ BANANA FOOD/ PINEAPPLE		1	0.0%
CASSAVA/ BEANS		3	0.0%
CASSAVA/ SWEET POTATOES		1	0.0%
CASSVA		1	0.0%
CEA		1	0.0%
CHIA		1	0.0%
COCOA		3	0.0%
COCOA PLOT		1	0.0%
COFFEE		184	2.9%
COFFEE / BANANA FOOD		1	0.0%
COFFEE AND BANANA		1	0.0%
COFFEE AND BANANA FOOD		2	0.0%

File : AGSEC3B

s3aq03b: Name of the plot

Value	Label	Cases	Percentage
COFFEE AND BANANA FOOD FOOD PLOT		1	0.0%
COFFEE AND BANANA FOOD PLOT		14	0.2%
COFFEE AND BANANA PLOT		17	0.3%
COFFEE AND BANANA SWEET PLOT		1	0.0%
COFFEE AND BEANS		2	0.0%
COFFEE AND CASSAVA PLOT		2	0.0%
COFFEE AND IRISH POTATO PLOT		1	0.0%
COFFEE AND MAIZE PLOT		1	0.0%
COFFEE AND MATOOKE		4	0.1%
COFFEE AND MATOOKE PLOT		1	0.0%
COFFEE AND VANILLA		1	0.0%
COFFEE PLOT		44	0.7%
COFFEE SWEET BANANA		1	0.0%
COFFEE' BANANA BEER,COCOA		1	0.0%
COFFEE,		1	0.0%
COFFEE, BANANA FOOD AND BANANA BEER		1	0.0%
COFFEE, BANANA		1	0.0%
COFFEE, BANANA AND SWEET POTATOES PLOT		1	0.0%
COFFEE, BANANA FOOD AND BEANS		1	0.0%

File : AGSEC3B

s3aq03b: Name of the plot

Value	Label	Cases	Percentage
COFFEE, BEANS AND BANANA PLOT		1	0.0%
COFFEE, BEANS BANANA FOOD AND BEER		1	0.0%
COFFEE, MATOOKE, BEANS		1	0.0%
COFFEE,MATOC		1	0.0%
COFFEE/ BEANS		1	0.0%
COFFEE/ CASSAVA		2	0.0%
COLONAL COFFEE PLOT		1	0.0%
COROKO		1	0.0%
COTTON		10	0.2%
COTTON AND MAIZE PLOT		1	0.0%
COTTON PLOT		2	0.0%
COW PEAS		1	0.0%
COW PEAS PLOT		1	0.0%
COWPEAS		1	0.0%
CS		1	0.0%
CUCUMBER		1	0.0%
Cabbage		4	0.1%
Cas		1	0.0%
CasBeans		1	0.0%
Cass		2	0.0%
Cass Gnuts		1	0.0%
CassGnut		1	0.0%
Cassava		245	3.8%
Cassava 1		1	0.0%
Cassava 2		1	0.0%
Cassava 3		2	0.0%
Cassava march		1	0.0%
Cassava (Mature)		1	0.0%
Cassava (young)		1	0.0%
Cassava 1		2	0.0%
Cassava 2		6	0.1%
Cassava may		1	0.0%
Cassava plot		2	0.0%

File : AGSEC3B

s3aq03b: Name of the plot

Value	Label	Cases	Percentage
Cassava, Bananas		1	0.0%
Cassava, maize		3	0.0%
Cassava, maize,		1	0.0%
Cassava,beans		2	0.0%
Cassava,gnuts		1	0.0%
Cassava,maize		5	0.1%
Cassava,simsim		1	0.0%
Cassava-New		14	0.2%
Cassava-Old		2	0.0%
Cassava-new		1	0.0%
Cassava-old		13	0.2%
Cassava l		5	0.1%
Chia		2	0.0%
Chic peas		2	0.0%
Chik peas		1	0.0%
Cocoa plot		1	0.0%
Coffee		55	0.9%
Coffee Robusta/ Arabica		1	0.0%
Coffee and banana food plot		1	0.0%
Coffee plot		7	0.1%
Coffee/Beans		1	0.0%
Coffee/Maize/ Beans		1	0.0%
Cotton		17	0.3%
Cotton, maize		2	0.0%
Cotton,maize		2	0.0%
DODO		1	0.0%
Dura		1	0.0%
EBOO GREENS		1	0.0%
EGG PLANT		1	0.0%
EGG PLANTS		1	0.0%
EGG PLANTS PLOT		1	0.0%
EGGPLANT		1	0.0%
EGGPLANT PLOT		1	0.0%
ELEPHANT GRASS		1	0.0%
Egg plants		1	0.0%
FALLOW		6	0.1%
FIELD PEAS		2	0.0%
FINGER MILLET		4	0.1%

File : AGSEC3B

s3aq03b: Name of the plot

Value	Label	Cases	Percentage
FLORENCE PLOT		1	0.0%
FUL		7	0.1%
Fallow		4	0.1%
Field peas		1	0.0%
Fingermillet		4	0.1%
G.NUT		2	0.0%
G.NUTS		17	0.3%
G.NUTS.		1	0.0%
GINGER PLOT		1	0.0%
GNUTS		25	0.4%
GNUTS AND MAIZE AND BEANS		1	0.0%
GNUTS, MAIZE		1	0.0%
GNUTS,CASSAVA		1	0.0%
GREEN GRAMS MIXED WITH CASSAVA		1	0.0%
GREEN PEPPER PLOT		1	0.0%
GREENGRAM MIXED MAIZE		1	0.0%
GROUND NUT		3	0.0%
GROUND NUTS		35	0.5%
GROUND NUTS AND CASSAVA PLOT		2	0.0%
GROUND NUTS AND MAIZE PLOT		1	0.0%
GROUND NUTS AND MAIZE PLOT 1		1	0.0%
GROUND NUTS AND MAIZE PLOT 2		1	0.0%
GROUND NUTS M MAIZE		2	0.0%
GROUND NUTS PLOT		3	0.0%
GROUNDNUT		2	0.0%
GROUNDNUT PLOT		1	0.0%
GROUNDNUTS		75	1.2%

File : AGSEC3B

s3aq03b: Name of the plot

Value	Label	Cases	Percentage
GROUNDNUTS (tetugu)		1	0.0%
GROUNDNUTS AND BEANS PLOT		1	0.0%
GROUNDNUTS AND CASSAVA AND MAIZE		1	0.0%
GROUNDNUTS AND CASSAVA PLOT		2	0.0%
GROUNDNUTS AND MAIZE PLOT		1	0.0%
GROUNDNUTS AND SIMSIM		1	0.0%
GROUNDNUTS MIXED MAIZE		1	0.0%
GROUNDNUTS MIXED WITH CASSAVA		3	0.0%
GROUNDNUTS MIXED WITH CASSAVA AND MAIZE		2	0.0%
GROUNDNUTS MIXED WITH CASSAVA OF SECOND SEASON 2018		1	0.0%
GROUNDNUTS MIXED WITH MAIZE		6	0.1%
GROUNDNUTS MIXED WITH MAIZE AND CASSAVA		1	0.0%
GROUNDNUTS MIXED WITH ORANGES		1	0.0%
GROUNDNUTS MIXED WITH SORGHUM		1	0.0%
GROUNDNUTS PARCEL		1	0.0%
GROUNDNUTS PLOT		22	0.3%
GROUNDNUTS and CASSAVA		1	0.0%
GROUNDNUTS plot		1	0.0%
GRUNDNUTS PLOT		1	0.0%

File : AGSEC3B

s3aq03b: Name of the plot

Value	Label	Cases	Percentage
GWANA		4	0.1%
Gnuts		14	0.2%
Gnuts, maize		1	0.0%
Gnuts,maize		1	0.0%
Ground nuts		1	0.0%
GroundNuts		1	0.0%
Groundnut		1	0.0%
Groundnut/ Maize		1	0.0%
Groundnuts		42	0.7%
Groundnuts and Cassava and sorghum		1	0.0%
Groundnuts and beans		1	0.0%
Groundnuts and maize plot		1	0.0%
Groundnuts and pigeon peas		1	0.0%
Groundnuts plot		2	0.0%
HIBISCUS		1	0.0%
HOME		2	0.0%
Home		1	0.0%
ICOK		16	0.3%
IMARE		1	0.0%
IRISH		5	0.1%
IRISH PLOT		1	0.0%
IRISH POTATOES		53	0.8%
IRISH POTATOES AND MAIZE PLOT		1	0.0%
IRISH POTATOES PLOT		9	0.1%
IRISH POTATOES/ BEANS		1	0.0%
IRISH potatoes plot		1	0.0%
IRISHPOTATOE		8	0.1%
Icok		1	0.0%
Imare		1	0.0%
Irish		7	0.1%
Irish potatoes		1	0.0%
Irish potatoes		6	0.1%

File : AGSEC3B

s3aq03b: Name of the plot

Value	Label	Cases	Percentage
Irish potatoes plot		2	0.0%
Irishpotatoes		2	0.0%
KAAL		1	0.0%
KABII		1	0.0%
KABIIR		4	0.1%
KABIIR . BEANS		1	0.0%
KABIR		4	0.1%
KAL		21	0.3%
KAL.AWERA		1	0.0%
KAL.BEL		1	0.0%
KAL.LANYOGI		1	0.0%
KALMAKUKA		1	0.0%
KILAMAKUKA		1	0.0%
KYOROKO AND CASSAVA PLOT		1	0.0%
Kabiir.coroko		1	0.0%
Kabir		1	0.0%
Kal		3	0.0%
LANYOGI		4	0.1%
LANYOGI.KABI		1	0.0%
LAWERA (KABIR)		1	0.0%
LAYATA		5	0.1%
Lapena		2	0.0%
Layata		1	0.0%
MAIDO		7	0.1%
MAIZE		291	4.6%
MAIZE M GROUND NUTS		1	0.0%
MAIZE M BEANS		1	0.0%
MAIZE (lower side)		1	0.0%
MAIZE .BEANS		1	0.0%
MAIZE . SORGHUM		1	0.0%
MAIZE AND BANANA PLOT		1	0.0%
MAIZE AND BEANS		28	0.4%

File : AGSEC3B

s3aq03b: Name of the plot

Value	Label	Cases	Percentage
MAIZE AND BEANS COFFEE PLOT		1	0.0%
MAIZE AND BEANS PARCEL		1	0.0%
MAIZE AND BEANS PLOT		51	0.8%
MAIZE AND CASAVA PLOT		1	0.0%
MAIZE AND CASSAVA		8	0.1%
MAIZE AND CASSAVA 2019		1	0.0%
MAIZE AND CASSAVA PLOT		6	0.1%
MAIZE AND COTTON PLOT		1	0.0%
MAIZE AND GROUND NUTS PLOT		1	0.0%
MAIZE AND GROUNDNUTS		1	0.0%
MAIZE AND MILLET PLOT		1	0.0%
MAIZE AND SIMSIM		1	0.0%
MAIZE AND SOYA		1	0.0%
MAIZE AND SOYA PLOT		1	0.0%
MAIZE AND SOYA PLOT 1		1	0.0%
MAIZE AND SOYA PLOT 2		1	0.0%
MAIZE M BEANS		1	0.0%
MAIZE M MILLET		1	0.0%
MAIZE MIXED WITH BEANS		1	0.0%
MAIZE MIXED WITH BEANS		3	0.0%
MAIZE PLOT		79	1.2%
MAIZE PLOT 1		3	0.0%
MAIZE PLOT 2		3	0.0%
MAIZE SOYA AND CASSAVA		1	0.0%
MAIZE and soya bean		1	0.0%

File : AGSEC3B

s3aq03b: Name of the plot

Value	Label	Cases	Percentage
MAIZE plot		1	0.0%
MAIZE(upper side near latrine)		1	0.0%
MAIZE +CASSAVA		1	0.0%
MAIZE, BEANS		8	0.1%
MAIZE, BEANS ,CASSAVA		1	0.0%
MAIZE, BEANS AND CASSAVA PLOT		1	0.0%
MAIZE, BEANS, MATOOKE AND COFFEE PLOT		1	0.0%
MAIZE, BEANS, BOGOYA AND BANANA FOOD		1	0.0%
MAIZE, BEANS, CASSAVA PLOT		1	0.0%
MAIZE, CASSAVA		1	0.0%
MAIZE, CASSAVA AND BEANS PLOT		2	0.0%
MAIZE, IRISH POTATOES		1	0.0%
MAIZE, SOYA BEANS		1	0.0%
MAIZE,CASSAVA		1	0.0%
MAIZE.APENA		1	0.0%
MAIZE.BEANS		1	0.0%
MAIÅ'E		1	0.0%
MANGOES		1	0.0%
MATOOKE		158	2.5%
MATOOKE COFFEE		1	0.0%
MATOOKE AND BEANS		1	0.0%
MATOOKE AND BEANS PLOT		4	0.1%
MATOOKE AND CASSAVA		1	0.0%

File : AGSEC3B

s3aq03b: Name of the plot

Value	Label	Cases	Percentage
MATOOKE AND COCOA		1	0.0%
MATOOKE AND COFFE PLOT		1	0.0%
MATOOKE AND COFFEE		6	0.1%
MATOOKE AND COFFEE PLOT		12	0.2%
MATOOKE COFFEE		1	0.0%
MATOOKE COFFEE AND BEANS PLOT		1	0.0%
MATOOKE PARCEL		1	0.0%
MATOOKE PLOT		3	0.0%
MATOOKE, COCOA		1	0.0%
MATOOKE, BEANS		5	0.1%
MATOOKE, BEANS AND BOGOYA PLOT		1	0.0%
MATOOKE, BEANS AND MAIZE PLOT		1	0.0%
MATOOKE, BEANS, COFFEE AND COCOYAM PLOT		1	0.0%
MATOOKE, COCOA, COFFEE		1	0.0%
MATOOKE, COFFEE		11	0.2%
MATOOKE, COFFEE AND BEANS		1	0.0%
MATOOKE, COFFEE AND BEANS PLOT		6	0.1%
MATOOKE, COFFEE AND BOGOYA PLOT		1	0.0%
MATOOKE, COFFEE AND EGG PLANT PLOT		1	0.0%

File : AGSEC3B

s3aq03b: Name of the plot

Value	Label	Cases	Percentage
MATOOKE, COFFEE AND MAIZE PLOT		1	0.0%
MATOOKE, COFFEE, BEANS		1	0.0%
MATOOKE, COFFEE, BEANS AND BOGOYA PLOT		1	0.0%
MATOOKE, COFFEE, BEANS AND YAMS PLOT		1	0.0%
MATOOKE, COFFEE, BEANS, BOGOYA, EGG PLANTS AND CASSAVA		1	0.0%
MATOOKE, COFFEE, MAIZE AND BEANS PLOT		1	0.0%
MATOOKE, MAIZE AND BEANS PLOT		4	0.1%
MATOOKE, MAIZE AND GROUND NUTS PLOT		1	0.0%
MATOOKE,COF		2	0.0%
MAYUNI		1	0.0%
MILLET		1	0.0%
MILLET		42	0.7%
MILLET AND MAIZE		1	0.0%
MILLET AND MAIZE PLOT		1	0.0%
MILLET AND SORGHUM PLOT		1	0.0%
MILLET MIXED WITH MAIZE		1	0.0%
MILLET PLOT		22	0.3%
MILLET and GREEN GRAMS		1	0.0%
MIXED		17	0.3%
MIXED PLOT		54	0.8%
MOGO		19	0.3%

File : AGSEC3B

s3aq03b: Name of the plot

Value	Label	Cases	Percentage
MOGO (Cassava-old)		1	0.0%
MOGO 2019		1	0.0%
MOGO-APRIL		1	0.0%
MOGO-JUNE		1	0.0%
MOGO.		1	0.0%
MOGO.ABINA		1	0.0%
MOGO.NWAGI		3	0.0%
MOGO.OR		2	0.0%
MOGO.ORA		1	0.0%
MOGO.ORANGA		2	0.0%
MOGO.ORANGA/ NWAGI		1	0.0%
MOGO.OTAP		1	0.0%
MOGO.SOY		1	0.0%
MURANGA		1	0.0%
MWOGO		37	0.6%
MZ.BEANS		1	0.0%
Maido		1	0.0%
Maize		116	1.8%
Maize plot		4	0.1%
Maize sorghum		1	0.0%
Maize, beans		1	0.0%
Maize, gnuts		1	0.0%
Maize, sorghum		2	0.0%
Maize,Rice		1	0.0%
Maize,cassava		1	0.0%
Maize,gnuts		1	0.0%
Maize/Beans		2	0.0%
Matooke		54	0.8%
Matooke,cassava,		1	0.0%
Mililet		1	0.0%
Millet		17	0.3%
MoGo		1	0.0%
Mogo		1	0.0%
Mogo.oranga		1	0.0%
Mwogo		1	0.0%
NGOR		4	0.1%
NIANG		1	0.0%
NINO		13	0.2%
NOT USED		1	0.0%
NWAGI		7	0.1%
NWAGI .OR		1	0.0%
NWAGIAKUKA		1	0.0%

File : AGSEC3B

s3aq03b: Name of the plot

Value	Label	Cases	Percentage
NWAGLARANG		1	0.0%
NWAGICTN		1	0.0%
NWAGI.OKIL		1	0.0%
NWANGI		1	0.0%
NYANYA		4	0.1%
NYIM		1	0.0%
NYWAGI		25	0.4%
NiNo		1	0.0%
Nwagi		3	0.0%
Nwagi.apena		1	0.0%
Nyim		1	0.0%
Nywagi		1	0.0%
OCERE		1	0.0%
OCOK		1	0.0%
ONIONS		11	0.2%
ONIONS PLOT		2	0.0%
OPENDI PLOT		1	0.0%
ORANGA		9	0.1%
ORANGA. NWAGI		1	0.0%
ORANGA.ABIR		1	0.0%
ORANGA.PAMA		1	0.0%
ORANGE AND COFFEE PLOT		1	0.0%
ORANGES		4	0.1%
Onions		1	0.0%
Oranga		4	0.1%
Oranga.nwagi		1	0.0%
Oranges		1	0.0%
PAMA		11	0.2%
PAMA.ORANGA		1	0.0%
PAMA.SUNFLO'		1	0.0%
PAMBA		14	0.2%
PASSION FRUIT		1	0.0%
PASSION FRUITS		2	0.0%
PASTURE LAND		1	0.0%
PEAS		4	0.1%
PIGEON PEAS		2	0.0%
PINEAPLES		1	0.0%
PINEAPPLE		5	0.1%
PINEAPPLE AND COFFEE PLOT		1	0.0%

File : AGSEC3B

s3aq03b: Name of the plot

Value	Label	Cases	Percentage
PINEAPPLES		1	0.0%
PLOT A BANANA		4	0.1%
PLOT A BEANS		1	0.0%
PLOT A COFFEE		5	0.1%
PLOT A GROUNDNUTS		1	0.0%
PLOT A IRISH POTATOES		1	0.0%
PLOT A MAIZE		2	0.0%
PLOT B BEAN		1	0.0%
PLOT B BEANS		1	0.0%
PLOT B GROUNDNUTS		1	0.0%
PLOT B SWEET POTATOES		1	0.0%
PLOT B SWEETPOTATO		1	0.0%
PLOT B groundnuts		1	0.0%
PLOT C BANANA FOOD		1	0.0%
POTATOES		57	0.9%
POTATOES PLOT		5	0.1%
Peas		1	0.0%
Peas,field peas		1	0.0%
Pigeon peas		12	0.2%
Pineapple		1	0.0%
Pineapples		1	0.0%
Plot A Irish potatoes		2	0.0%
Plot A beans		1	0.0%
Plot A cassava		1	0.0%
Plot A maize		1	0.0%
Plot B beans		1	0.0%
Potato		1	0.0%
Potatoes		17	0.3%
RENTED RICE		1	0.0%
RENTED-OUT		1	0.0%
RICE		31	0.5%
RICE AND MAIZE		1	0.0%

File : AGSEC3B

s3aq03b: Name of the plot

Value	Label	Cases	Percentage
RICE PLOT		20	<div><div></div></div> 0.3%
RICE PLOT 1		1	<div><div></div></div> 0.0%
RICE PLOT 2		1	<div><div></div></div> 0.0%
Rice		10	<div><div></div></div> 0.2%
S.POTATOES		1	<div><div></div></div> 0.0%
SEEW T POTATOES		1	<div><div></div></div> 0.0%
SHORGUM		2	<div><div></div></div> 0.0%
SIMSIM		16	<div><div></div></div> 0.3%
SORGHUM		94	<div><div></div></div> 1.5%
SORGHUM / MAIZE/ CUCUMBER		1	<div><div></div></div> 0.0%
SORGHUM AND MILLET PLOT		1	<div><div></div></div> 0.0%
SORGHUM M GROUND NUTS		1	<div><div></div></div> 0.0%
SORGHUM M MILLET		1	<div><div></div></div> 0.0%
SORGHUM MIXED WITH BEANS		1	<div><div></div></div> 0.0%
SORGHUM MIXED WITH BEANS AND MAIZE		1	<div><div></div></div> 0.0%
SORGHUM MIXED WITH FINGER MILLET		1	<div><div></div></div> 0.0%
SORGHUM MIXED WITH GREEN GRAMS		1	<div><div></div></div> 0.0%
SORGHUM MIXED WITH MAIZE		4	<div><div></div></div> 0.1%
SORGHUM MIXED WITH MILLET		1	<div><div></div></div> 0.0%
SORGHUM MIXED WITH SUNFLOWER		1	<div><div></div></div> 0.0%
SORGHUM PLOT		14	<div><div></div></div> 0.2%
SORGHUM m MILLET		2	<div><div></div></div> 0.0%
SORGHUM/ SUNFLOWER/ SIMSIM		1	<div><div></div></div> 0.0%
SORGHUM		5	<div><div></div></div> 0.1%

File : AGSEC3B

s3aq03b: Name of the plot

Value	Label	Cases	Percentage
SORRGHUM		1	0.0%
SOY.APENA		2	0.0%
SOYA		69	1.1%
SOYA AND MAIZE PLOT		1	0.0%
SOYA BEAN		1	0.0%
SOYA BEANS		7	0.1%
SOYA BEANS, CASSAVA		1	0.0%
SOYA NWAGI		1	0.0%
SOYA.APENA		3	0.0%
SOYA.MOGO		1	0.0%
SOYA.MZ		1	0.0%
SOYA.PAMA		1	0.0%
SUGAR CANE		7	0.1%
SUGAR CANE 3 ACRES		1	0.0%
SUGAR CANE PLOT		5	0.1%
SUGARCANE		22	0.3%
SUGARCANE 4 ACRES		1	0.0%
SUGARCANE PLOT		1	0.0%
SUGARCANES PLOT		2	0.0%
SUNFLOWER		1	0.0%
SUNFLOWER		12	0.2%
SUNFLOWER PLOT		1	0.0%
SUNFLOWER. MAIZE		1	0.0%
SWEATPOTATC		1	0.0%
SWEET POTATOES		2	0.0%
SWEET BANANA		1	0.0%
SWEET POTATO AND BANANA BEER PLOT		1	0.0%
SWEET POTATO PLOT		17	0.3%
SWEET POTATOES		162	2.5%
SWEET POTATOES AND CASSAVA PLOT		2	0.0%

File : AGSEC3B

s3aq03b: Name of the plot

Value	Label	Cases	Percentage
SWEET POTATOES AND MAIZE PLOT		1	0.0%
SWEET POTATOES PLOT		54	0.8%
SWEETPOTATO		39	0.6%
SWEETPOTATO 2		1	0.0%
SWEETPOTATO PLOT		1	0.0%
SWT POTATOES		2	0.0%
Sheas		1	0.0%
Simsim		9	0.1%
Simsim, maize		1	0.0%
Sorghum		49	0.8%
Sorghum plot		1	0.0%
Sorghum-june		1	0.0%
Sorghum-may		1	0.0%
Sorghum/Beans		1	0.0%
Soya		4	0.1%
Soya Beans		39	0.6%
Soya beans		6	0.1%
Sugarcane		5	0.1%
Sunflower		5	0.1%
Sunflower. okil		1	0.0%
Sweet banana,pineapple		1	0.0%
Sweet potatoes		29	0.5%
Sweet potatoes plot		4	0.1%
Sweet potatoes, maize		2	0.0%
SweetPotatoes		1	0.0%
Sweetpotatoes		20	0.3%
TABA		1	0.0%
TABBA		1	0.0%
TAPRO BEANS		1	0.0%
TEA		14	0.2%
TOBACCO		18	0.3%
TOMATOES		11	0.2%
TOMATOES PLOT		7	0.1%
TREES		1	0.0%
TULA		1	0.0%

File : AGSEC3B

s3aq03b: Name of the plot

Value	Label	Cases	Percentage
Tobacco		9	0.1%
Tomatoes		3	0.0%
Tomatoes plot		1	0.0%
Trees		2	0.0%
UCELE		3	0.0%
VANILLA AND COFFEE		1	0.0%
VANILLA PLOT		1	0.0%
VEGETABLES		2	0.0%
WATERMELON		4	0.1%
WHITE PEAS		1	0.0%
Wheat		2	0.0%
YAM PLOT		1	0.0%
YAMS		5	0.1%
YAMS AND BANANA FOOD PLOT		1	0.0%
YAMS PLOT		7	0.1%
Yam		2	0.0%
across		1	0.0%
akuka		1	0.0%
apena		1	0.0%
banana		17	0.3%
banana beer		2	0.0%
banana food		13	0.2%
banana food plot		5	0.1%
banana plot		1	0.0%
banana sweet		2	0.0%
bananafood		1	0.0%
bananas		3	0.0%
bean.apena		1	0.0%
beans		33	0.5%
beans and water melon		1	0.0%
beans plot		3	0.0%
beans, maize		1	0.0%
bulo		1	0.0%
cabbages		1	0.0%
cas		3	0.0%
cas19		1	0.0%
casban		1	0.0%
casmaizgnut		1	0.0%
cass		2	0.0%
cassava		121	1.9%

File : AGSEC3B

s3aq03b: Name of the plot

Value	Label	Cases	Percentage
cassava and maize		1	0.0%
cassava plot		3	0.0%
cassava, beans		1	0.0%
cassava, maize, rice		1	0.0%
cassava. beans		1	0.0%
cassava1		1	0.0%
chears		2	0.0%
cheas		2	0.0%
chias		3	0.0%
chick peas		1	0.0%
coffe		1	0.0%
coffee		28	0.4%
coffee plot		3	0.0%
cotton		17	0.3%
cs		1	0.0%
egg plants		1	0.0%
fallow		9	0.1%
finger millet		1	0.0%
g.nuts		2	0.0%
gnuts		4	0.1%
ground nuts		1	0.0%
groundnut		6	0.1%
groundnut s		1	0.0%
groundnuts		15	0.2%
swana.or		1	0.0%
swana.soy		1	0.0%
home		1	0.0%
icok		3	0.0%
kal		8	0.1%
kal.lap		1	0.0%
left fallow		1	0.0%
lusuku		1	0.0%
maido		1	0.0%
maido. maize		1	0.0%
maido.nwagi		1	0.0%
maize		68	1.1%
maize and beans		3	0.0%
maize and cassava		1	0.0%
maize and sorghum		2	0.0%
maize and sweet potatoes		1	0.0%

File : AGSEC3B

s3aq03b: Name of the plot

Value	Label	Cases	Percentage
maize plot		3	0.0%
maize, cassava		1	0.0%
mangoe		1	0.0%
matooke		16	0.3%
matookee		1	0.0%
matookeÃ		1	0.0%
millet		17	0.3%
mixed		20	0.3%
mixed plot		2	0.0%
mogo		13	0.2%
mogo.bean		1	0.0%
mogo.kuka		1	0.0%
mogo.maize		1	0.0%
mogo.nwagi		1	0.0%
mogo.oranga		2	0.0%
mogo.soya		1	0.0%
mukwano		1	0.0%
muranga.nyim		1	0.0%
near kilalo		1	0.0%
ngor		2	0.0%
nino		4	0.1%
nino.bl.mz		1	0.0%
ntula		1	0.0%
nwagi		3	0.0%
nyim.sunflower		1	0.0%
okra		2	0.0%
onions		1	0.0%
oranga		7	0.1%
oranga.nwagi		1	0.0%
oranga.pama		1	0.0%
oranges		2	0.0%
otap		1	0.0%
pama		7	0.1%
pama.beans		1	0.0%
pasture		1	0.0%
peas		16	0.3%
pigeon peas		1	0.0%
pineapples		1	0.0%
pola		1	0.0%
rented out		2	0.0%
rice		7	0.1%
seas		1	0.0%
shorgum		1	0.0%

File : AGSEC3B

s3aq03b: Name of the plot

Value	Label	Cases	Percentage
simsim		6	0.1%
simsim sim		1	0.0%
sorghum		28	0.4%
sorghum and chic peas		1	0.0%
sorghum and maize		3	0.0%
sorghum and millet		1	0.0%
soya		29	0.5%
soya beans		13	0.2%
soya.apena		1	0.0%
soya.mz		1	0.0%
soyabean		2	0.0%
soyabeans		30	0.5%
suagarcane		1	0.0%
suagarcanes		1	0.0%
sugarcane		2	0.0%
sugarcanes		1	0.0%
sunflower		8	0.1%
sweet potatoes		49	0.8%
sweet potatoes plot		1	0.0%
sweetpotata		15	0.2%
sweetpotatoes		16	0.3%
tobacco		2	0.0%
tomatoes		6	0.1%
tress		2	0.0%
yam		1	0.0%

Warning: these figures indicate the number of cases found in the data file. They cannot be interpreted as summary statistics of the population of interest.

s3bq03_1: 3.1.RECORD RESPONDENT FOR THIS PLOT (%rosteritle%)

Information		[Type= discrete] [Format=numeric] [Range= 1-17] [Missing=*]	
Statistics [NW/ W]		[Valid=6344 /-] [Invalid=34 /-] [Mean=1.731 /-] [StdDev=1.321 /-]	
Value	Label	Cases	Percentage
1		3597	<div></div> 56.7%
2		2057	<div></div> 32.4%
3		231	<div></div> 3.6%
4		159	<div></div> 2.5%
5		125	<div></div> 2.0%
6		63	<div></div> 1.0%
7		49	<div></div> 0.8%
8		23	<div></div> 0.4%
9		14	<div></div> 0.2%
10		12	<div></div> 0.2%



File : AGSEC3B

s3bq03_1: 3.1.RECORD RESPONDENT FOR THIS PLOT (%rosteritle%)

Value	Label	Cases	Percentage
11		8	0.1%
12		3	0.0%
13		2	0.0%
17		1	0.0%
Sysmiss		34	

Warning: these figures indicate the number of cases found in the data file. They cannot be interpreted as summary statistics of the population of interest.

s2aq05_211_1: 5.2. Was GPS captured?



Information	[Type= discrete] [Format=numeric] [Range= 1-2] [Missing=*]		
Statistics [NW/ W]	[Valid=6297 /-] [Invalid=81 /-]		
Value	Label	Cases	Percentage
1	YES	2212	 35.1%
2	NO (Give reason why)	4085	 64.9%
Sysmiss		81	

Warning: these figures indicate the number of cases found in the data file. They cannot be interpreted as summary statistics of the population of interest.

s2aq04_1_1: 4_1 Size of the plot in acres? GPS with two decimal digits

Information	[Type= continuous] [Format=numeric] [Range= 0-28] [Missing=*]		
Statistics [NW/ W]	[Valid=2196 /-] [Invalid=4182 /-] [Mean=0.774 /-] [StdDev=1.196 /-]		









s3bq03_2: 3.2 Decisions on crops on plot in 2019 were made by a single hh member or jointl

Information	[Type= discrete] [Format=numeric] [Range= 1-2] [Missing=*]		
Statistics [NW/ W]	[Valid=6374 /-] [Invalid=4 /-]		
Value	Label	Cases	Percentage
1	Single	2761	 43.3%
2	Multiple	3613	 56.7%
Sysmiss		4	

Warning: these figures indicate the number of cases found in the data file. They cannot be interpreted as summary statistics of the population of interest.

s3bq03_3: 3.3. Who was the primary decision maker on the plot %rosteritle% during the 1st

Information	[Type= discrete] [Format=numeric] [Range= 1-13] [Missing=*]		
Statistics [NW/ W]	[Valid=2749 /-] [Invalid=3629 /-] [Mean=1.604 /-] [StdDev=1.284 /-]		

Value	Label	Cases	Percentage
1		1843	 67.0%
2		641	 23.3%
3		77	 2.8%
4		61	 2.2%
5		51	 1.9%
6		27	 1.0%
7		26	 0.9%
8		13	 0.5%
9		4	0.1%
10		2	0.1%
12		1	0.0%
13		3	0.1%

File : AGSEC3B

s3bq03_3: 3.3. Who was the primary decision maker on the plot %rostartitle% during the 1st

Value	Label	Cases	Percentage
Sysmiss		3629	

Warning: these figures indicate the number of cases found in the data file. They cannot be interpreted as summary statistics of the population of interest.

s3bq03_4a: 3.4a. Decision makers on the plot during 1st cropping season 2019? - PID 1

Information	[Type= discrete] [Format=numeric] [Range= 1-10] [Missing=*]
Statistics [NW/ W]	[Valid=3549 /-] [Invalid=2829 /-] [Mean=1.13 /-] [StdDev=0.614 /-]

Value	Label	Cases	Percentage
1		3297	92.9%
2		154	4.3%
3		52	1.5%
4		16	0.5%
5		18	0.5%
6		3	0.1%
7		3	0.1%
8		1	0.0%
9		2	0.1%
10		3	0.1%
Sysmiss		2829	

Warning: these figures indicate the number of cases found in the data file. They cannot be interpreted as summary statistics of the population of interest.

s3bq03_4b: 3.4b. Decision makers on the plot during 1st cropping season 2019? - PID 2

Information	[Type= discrete] [Format=numeric] [Range= 2-17] [Missing=*]
Statistics [NW/ W]	[Valid=3354 /-] [Invalid=3024 /-] [Mean=2.611 /-] [StdDev=1.605 /-]

Value	Label	Cases	Percentage
2		2695	80.4%
3		202	6.0%
4		130	3.9%
5		113	3.4%
6		72	2.1%
7		49	1.5%
8		33	1.0%
9		11	0.3%
10		25	0.7%
11		11	0.3%
12		9	0.3%
14		3	0.1%
17		1	0.0%
Sysmiss		3024	

Warning: these figures indicate the number of cases found in the data file. They cannot be interpreted as summary statistics of the population of interest.

s3bq03a: 3a. Was the plot burned in preparation for planting?

Information	[Type= discrete] [Format=numeric] [Range= 1-2] [Missing=*]
Statistics [NW/ W]	[Valid=6378 /-] [Invalid=0 /-]

File : AGSEC3B

s3bq03a: 3a. Was the plot burned in preparation for planting?

Value	Label	Cases	Percentage
1	Yes	236	3.7%
2	No	6142	96.3%

Warning: these figures indicate the number of cases found in the data file. They cannot be interpreted as summary statistics of the population of interest.

s3bq04: 4. Did you use any organic fertilizer on the parcel/plot?

Information	[Type= discrete] [Format=numeric] [Range= 1-2] [Missing=*]
Statistics [NW/ W]	[Valid=6377 /-] [Invalid=1 /-]

Value	Label	Cases	Percentage
1	Yes	211	3.3%
2	No	6166	96.7%
Sysmiss		1	

Warning: these figures indicate the number of cases found in the data file. They cannot be interpreted as summary statistics of the population of interest.

s3bq04a: 24a. What was the quantity used? UNIT

Information	[Type= discrete] [Format=numeric] [Range= 1-2] [Missing=*]
Statistics [NW/ W]	[Valid=210 /-] [Invalid=6168 /-]

Value	Label	Cases	Percentage
1	Kg	205	97.6%
2	Lts	5	2.4%
Sysmiss		6168	

Warning: these figures indicate the number of cases found in the data file. They cannot be interpreted as summary statistics of the population of interest.

s3bq05: 5. What was the quantity used?

Information	[Type= continuous] [Format=numeric] [Range= 4-80000] [Missing=*]
Statistics [NW/ W]	[Valid=211 /-] [Invalid=6167 /-] [Mean=1609.687 /-] [StdDev=6982.318 /-]

s3bq06: 6. Was any of this purchased?

Information	[Type= discrete] [Format=numeric] [Range= 1-2] [Missing=*]
Statistics [NW/ W]	[Valid=211 /-] [Invalid=6167 /-]

Value	Label	Cases	Percentage
1	Yes	29	13.7%
2	No	182	86.3%
Sysmiss		6167	

Warning: these figures indicate the number of cases found in the data file. They cannot be interpreted as summary statistics of the population of interest.

s3bq07: 7. How much was purchased?

Information	[Type= continuous] [Format=numeric] [Range= 4-50000] [Missing=*]
Statistics [NW/ W]	[Valid=29 /-] [Invalid=6349 /-] [Mean=4771.517 /-] [StdDev=10318.22 /-]

s3bq08: 8. What was the value of the purchase?UShs

Information	[Type= continuous] [Format=numeric] [Range= 10000-5000000] [Missing=*]
Statistics [NW/ W]	[Valid=29 /-] [Invalid=6349 /-] [Mean=735586.207 /-] [StdDev=1367955.057 /-]

s3bq09: 9. Where did you buy most of it?

Information	[Type= discrete] [Format=numeric] [Range= 1-96] [Missing=*]
Statistics [NW/ W]	[Valid=29 /-] [Invalid=6349 /-]

File : AGSEC3B

s3bq09: 9. Where did you buy most of it?

Value	Label	Cases	Percentage
1	Government/LC	0	
2	Private trader in local market/village	15	51.7%
3	Private trader in district market	1	3.4%
4	Fellow farmer	10	34.5%
5	Neighbor/Relative	2	6.9%
6	Other (specify)	0	
96	Other, specify	1	3.4%
Sysmiss		6349	

Warning: these figures indicate the number of cases found in the data file. They cannot be interpreted as summary statistics of the population of interest.

s3bq12: 12. What was the main source of organic fertilizer used on the parcel/plot?

Information	[Type= discrete] [Format=numeric] [Range= 1-3] [Missing=*]
Statistics [NW/ W]	[Valid=182 /-] [Invalid=6196 /-]

Value	Label	Cases	Percentage
1	Own livestock	132	72.5%
2	Own crop residues	39	21.4%
3	Other (Specify)	11	6.0%
Sysmiss		6196	

Warning: these figures indicate the number of cases found in the data file. They cannot be interpreted as summary statistics of the population of interest.

s3bq13: 13. Did you use any inorganic/chemical fertilizer on the parcel/plot?

Information	[Type= discrete] [Format=numeric] [Range= 1-2] [Missing=*]
Statistics [NW/ W]	[Valid=6377 /-] [Invalid=1 /-]

Value	Label	Cases	Percentage
1	Yes	152	2.4%
2	No	6225	97.6%
Sysmiss		1	

Warning: these figures indicate the number of cases found in the data file. They cannot be interpreted as summary statistics of the population of interest.

s3bq14: 14. What type was used?

Information	[Type= discrete] [Format=numeric] [Range= 1-4] [Missing=*]
Statistics [NW/ W]	[Valid=152 /-] [Invalid=6226 /-]

Value	Label	Cases	Percentage
1	Nitrate	10	6.6%
2	Phosphate	9	5.9%
3	Potash	1	0.7%
4	Mixed	132	86.8%
Sysmiss		6226	


Warning: these figures indicate the number of cases found in the data file. They cannot be interpreted as summary statistics of the population of interest.

s3bq13a: 24a. What was the quantity used? UNIT

Information	[Type= discrete] [Format=numeric] [Range= 1-2] [Missing=*]
Statistics [NW/ W]	[Valid=150 /-] [Invalid=6228 /-]

File : AGSEC3B

s3bq13a: 24a. What was the quantity used? UNIT

Value	Label	Cases	Percentage
1	Kg	118	 78.7%
2	Lts	32	 21.3%
Sysmiss		6228	



Warning: these figures indicate the number of cases found in the data file. They cannot be interpreted as summary statistics of the population of interest.

s3bq15: 15. What was the quantity used? QUANTITY

Information	[Type= continuous] [Format=numeric] [Range= 1-900] [Missing=*]
Statistics [NW/ W]	[Valid=151 -/] [Invalid=6227 -/] [Mean=42.834 -/] [StdDev=93.608 -/]

s3bq16: 16. Was any of this purchased?

Information	[Type= discrete] [Format=numeric] [Range= 1-2] [Missing=*]
Statistics [NW/ W]	[Valid=152 -/] [Invalid=6226 -/]

Value	Label	Cases	Percentage
1	Yes	145	 95.4%
2	No	7	 4.6%
Sysmiss		6226	

Warning: these figures indicate the number of cases found in the data file. They cannot be interpreted as summary statistics of the population of interest.

s3bq17: 17. How much was purchased?







Information	[Type= continuous] [Format=numeric] [Range= 1-900] [Missing=*]
Statistics [NW/ W]	[Valid=144 -/] [Invalid=6234 -/] [Mean=43.139 -/] [StdDev=95.747 -/]

s3bq18: 18. What was the value of the purchase? UShs

Information	[Type= continuous] [Format=numeric] [Range= 2500-2070000] [Missing=*]
Statistics [NW/ W]	[Valid=145 -/] [Invalid=6233 -/] [Mean=111029.655 -/] [StdDev=217065.607 -/]

s3bq19: 19. Where did you buy most of it?

Information	[Type= discrete] [Format=numeric] [Range= 1-96] [Missing=*]
Statistics [NW/ W]	[Valid=143 -/] [Invalid=6235 -/]

Value	Label	Cases	Percentage
1	Government/LC	1	 0.7%
2	Private trader in local market/village	76	 53.1%
3	Private trader in district market	49	 34.3%
4	Fellow farmer	4	 2.8%
5	Neighbor/Relative	1	 0.7%
6	Other (specify)	0	
96	Other, specify	12	 8.4%
Sysmiss		6235	

Warning: these figures indicate the number of cases found in the data file. They cannot be interpreted as summary statistics of the population of interest.

s3bq22: 22. Did you use any pesticides on the parcel/plot?

Information	[Type= discrete] [Format=numeric] [Range= 1-2] [Missing=*]
Statistics [NW/ W]	[Valid=6377 -/] [Invalid=1 -/]

Value	Label	Cases	Percentage
1	Yes	383	 6.0%

File : AGSEC3B

s3bq22: 22. Did you use any pesticides on the parcel/plot?

Value	Label	Cases	Percentage
2	No	5994	<div><div></div></div> 94.0%
Sysmiss		1	

Warning: these figures indicate the number of cases found in the data file. They cannot be interpreted as summary statistics of the population of interest.

s3bq23: 23. What type was used?

Information	[Type= discrete] [Format=numeric] [Range= 1-96] [Missing=*]
Statistics [NW/ W]	[Valid=383 -] [Invalid=5995 -]

Value	Label	Cases	Percentage
1	Insecticides	215	<div><div></div></div> 56.1%
2	Miticides/Acaricides	19	<div><div></div></div> 5.0%
3	Fungicides	10	<div><div></div></div> 2.6%
4	Growth regulators and harvest aids	97	<div><div></div></div> 25.3%
5	Rodenticides	2	<div><div></div></div> 0.5%
6	Nematicides/Molluscicides	4	<div><div></div></div> 1.0%
96	Other (Specify)	36	<div><div></div></div> 9.4%
Sysmiss		5995	

Warning: these figures indicate the number of cases found in the data file. They cannot be interpreted as summary statistics of the population of interest.

s3bq24a: 24a. What was the quantity used? UNIT

Information	[Type= discrete] [Format=numeric] [Range= 1-2] [Missing=*]
Statistics [NW/ W]	[Valid=380 -] [Invalid=5998 -]

Value	Label	Cases	Percentage
1	Kg	35	<div><div></div></div> 9.2%
2	Lts	345	<div><div></div></div> 90.8%
Sysmiss		5998	

Warning: these figures indicate the number of cases found in the data file. They cannot be interpreted as summary statistics of the population of interest.

s3bq24b: 24b. What was the quantity used? QUANTITY

Information	[Type= continuous] [Format=numeric] [Range= 0.01-1000] [Missing=*]
Statistics [NW/ W]	[Valid=383 -] [Invalid=5995 -] [Mean=8.407 -] [StdDev=62.405 -]

s3bq25: 25. Was any of this purchased?

Information	[Type= discrete] [Format=numeric] [Range= 1-2] [Missing=*]
Statistics [NW/ W]	[Valid=383 -] [Invalid=5995 -]

Value	Label	Cases	Percentage
1	Yes	371	<div><div></div></div> 96.9%
2	No	12	<div><div></div></div> 3.1%
Sysmiss		5995	

Warning: these figures indicate the number of cases found in the data file. They cannot be interpreted as summary statistics of the population of interest.

s3bq26: 26. What quantity was purchased?

Information	[Type= continuous] [Format=numeric] [Range= 0.01-200] [Missing=*]
Statistics [NW/ W]	[Valid=371 -] [Invalid=6007 -] [Mean=2.83 -] [StdDev=11.072 -]

s3bq27: 27. What was the value of the purchase? US\$

Information	[Type= continuous] [Format=numeric] [Range= 145-800000] [Missing=*]
-------------	---

File : AGSEC3B

s3bq27: 27. What was the value of the purchase? UShs

Statistics [NW/ W]	[Valid=371 /-] [Invalid=6007 /-] [Mean=33876.671 /-] [StdDev=70075.17 /-]
--------------------	---

s3bq28: 28. Where did you buy most of it?

Information	[Type= discrete] [Format=numeric] [Range= 1-96] [Missing=*]
Statistics [NW/ W]	[Valid=371 /-] [Invalid=6007 /-]

Value	Label	Cases	Percentage
1	Government/LC	2	0.5%
2	Private trader in local market/village	293	79.0%
3	Private trader in district market	71	19.1%
4	Fellow farmer	1	0.3%
5	Neighbor/Relative	1	0.3%
6	Other (specify)	0	
96	Other, specify	3	0.8%
Sysmiss		6007	

Warning: these figures indicate the number of cases found in the data file. They cannot be interpreted as summary statistics of the population of interest.

s3bq34: 34. Did you hire any labour to work on this plot during the 1st season of 2019?

Information	[Type= discrete] [Format=numeric] [Range= 1-2] [Missing=*]
Statistics [NW/ W]	[Valid=6299 /-] [Invalid=79 /-]

Value	Label	Cases	Percentage
1	Yes	1629	25.9%
2	No	4670	74.1%
Sysmiss		79	

Warning: these figures indicate the number of cases found in the data file. They cannot be interpreted as summary statistics of the population of interest.

s3bq35a: 35a. Men - Person days

Information	[Type= continuous] [Format=numeric] [Range= 0-180] [Missing=*]
Statistics [NW/ W]	[Valid=1629 /-] [Invalid=4749 /-] [Mean=7.026 /-] [StdDev=11.25 /-]

s3bq35b: 35b. Women - Person days

Information	[Type= continuous] [Format=numeric] [Range= 0-57] [Missing=*]
Statistics [NW/ W]	[Valid=1645 /-] [Invalid=4733 /-] [Mean=3.843 /-] [StdDev=6.54 /-]

s3bq35c: 35c. Children - Person days

Information	[Type= discrete] [Format=numeric] [Range= 0-18] [Missing=*]
Statistics [NW/ W]	[Valid=1629 /-] [Invalid=4749 /-] [Mean=0.104 /-] [StdDev=0.925 /-]

Value	Label	Cases	Percentage
0		1597	98.0%
1		5	0.3%
2		7	0.4%
3		2	0.1%
4		3	0.2%
5		3	0.2%
6		1	0.1%
7		1	0.1%
8		2	0.1%

File : AGSEC3B

s3bq35c: 35c. Children - Person days

Value	Label	Cases	Percentage
10		7	0.4%
18		1	0.1%
Sysmiss		4749	

Warning: these figures indicate the number of cases found in the data file. They cannot be interpreted as summary statistics of the population of interest.

s3bq36: 36. How much did you pay including the value of in-kind payments for these days

Information	[Type= continuous] [Format=numeric] [Range= 0-4720000] [Missing=*]
Statistics [NW/ W]	[Valid=1629 /-] [Invalid=4749 /-] [Mean=75084.951 /-] [StdDev=181902.627 /-]

s4bq07: 7.What was the total area of %rosteritle% planted?

Information	[Type= continuous] [Format=numeric] [Range= 0-14] [Missing=*]
Statistics [NW/ W]	[Valid=6353 /-] [Invalid=25 /-] [Mean=0.764 /-] [StdDev=0.796 /-]

File : AGSEC3B_1

t0_hhid












Information	[Type= discrete] [Format=character] [Missing=*]
Statistics [NW/ W]	[Valid=31147 /-] [Invalid=0 /-]

interview__key: Interview key (identifier in XX-XX-XX-XX format)

Information	[Type= discrete] [Format=character] [Missing=*]
Statistics [NW/ W]	[Valid=31147 /-] [Invalid=0 /-]

parcelID: Id in "t0_parcelroster"









Information	[Type= discrete] [Format=numeric] [Range= 1-11] [Missing=*]
Statistics [NW/ W]	[Valid=31147 /-] [Invalid=0 /-] [Mean=1.918 /-] [StdDev=1.156 /-]

Value	Label	Cases	Percentage
1		14627	 47.0%
2		9208	 29.6%
3		4343	 13.9%
4		1856	 6.0%
5		696	 2.2%
6		269	 0.9%
7		75	 0.2%
8		54	 0.2%
9		13	 0.0%
10		3	 0.0%
11		3	 0.0%

Warning: these figures indicate the number of cases found in the data file. They cannot be interpreted as summary statistics of the population of interest.

pltid: Id in "cul_plots_3b"




Information	[Type= discrete] [Format=numeric] [Range= 1-8] [Missing=*]
Statistics [NW/ W]	[Valid=31147 /-] [Invalid=0 /-] [Mean=1.485 /-] [StdDev=0.884 /-]

Value	Label	Cases	Percentage
1		21524	 69.1%
2		6046	 19.4%
3		2294	 7.4%
4		824	 2.6%
5		327	 1.0%
6		95	 0.3%
7		31	 0.1%
8		6	 0.0%

Warning: these figures indicate the number of cases found in the data file. They cannot be interpreted as summary statistics of the population of interest.

fam_labour_3b_id: Id in fam_labour_3b

Information	[Type= discrete] [Format=numeric] [Range= 1-19] [Missing=*]
Statistics [NW/ W]	[Valid=31147 /-] [Invalid=0 /-] [Mean=3.835 /-] [StdDev=2.596 /-]

Value	Label	Cases	Percentage
1		6281	 20.2%
2		5697	 18.3%
3		4578	 14.7%

File : AGSEC3B_1

fam_labour_3b__id: Id in fam_labour_3b

Value	Label	Cases	Percentage
4		4015	<div></div> 12.9%
5		3359	<div></div> 10.8%
6		2572	<div></div> 8.3%
7		1754	<div></div> 5.6%
8		1119	<div></div> 3.6%
9		726	<div></div> 2.3%
10		413	<div></div> 1.3%
11		247	<div></div> 0.8%
12		158	<div></div> 0.5%
13		85	<div></div> 0.3%
14		72	<div></div> 0.2%
15		34	<div></div> 0.1%
16		17	<div></div> 0.1%
17		11	<div></div> 0.0%
18		7	<div></div> 0.0%
19		2	<div></div> 0.0%

Warning: these figures indicate the number of cases found in the data file. They cannot be interpreted as summary statistics of the population of interest.

s3bq33: 33. Did %rosteritle% work on this plot?

Information	[Type= discrete] [Format=numeric] [Range= 1-2] [Missing=*]		
Statistics [NW/ W]	[Valid=30788 /-] [Invalid=359 /-]		
Value	Label	Cases	Percentage
1	Yes	17797	<div></div> 57.8%
2	No	12991	<div></div> 42.2%
Sysmiss		359	

Warning: these figures indicate the number of cases found in the data file. They cannot be interpreted as summary statistics of the population of interest.

s3bq33_1: 33_1. How many days did %rosteritle% work? (in the season)

Information	[Type= continuous] [Format=numeric] [Range= 1-90] [Missing=*]
Statistics [NW/ W]	[Valid=17796 /-] [Invalid=13351 /-] [Mean=12.553 /-] [StdDev=9.214 /-]

hhid: Unique 32-character long identifier of the interview

Information	[Type= discrete] [Format=character] [Missing=*]
Statistics [NW/ W]	[Valid=31147 /-] [Invalid=0 /-]

File : AGSEC4A			
# hhid: Unique 32-character long identifier of the interview			
Information	[Type= discrete] [Format=character] [Missing=*]		
Statistics [NW/ W]	[Valid=8429 /-] [Invalid=0 /-]		
# parcelID: Parcel identifier			
Information	[Type= discrete] [Format=numeric] [Range= 1-11] [Missing=*]		
Statistics [NW/ W]	[Valid=8429 /-] [Invalid=0 /-] [Mean=1.783 /-] [StdDev=1.07 /-]		
Value	Label	Cases	Percentage
1		4425	<div></div> 52.5%
2		2366	<div></div> 28.1%
3		1025	<div></div> 12.2%
4		406	<div></div> 4.8%
5		126	<div></div> 1.5%
6		53	<div></div> 0.6%
7		11	<div></div> 0.1%
8		11	<div></div> 0.1%
9		5	<div></div> 0.1%
11		1	<div></div> 0.0%
Warning: these figures indicate the number of cases found in the data file. They cannot be interpreted as summary statistics of the population of interest.			
# pltid: Plot identifier			
Information	[Type= discrete] [Format=numeric] [Range= 1-9] [Missing=*]		
Statistics [NW/ W]	[Valid=8429 /-] [Invalid=0 /-] [Mean=1.414 /-] [StdDev=0.885 /-]		
Value	Label	Cases	Percentage
1		6296	<div></div> 74.7%
2		1332	<div></div> 15.8%
3		475	<div></div> 5.6%
4		194	<div></div> 2.3%
5		78	<div></div> 0.9%
6		26	<div></div> 0.3%
7		19	<div></div> 0.2%
8		6	<div></div> 0.1%
9		3	<div></div> 0.0%
Warning: these figures indicate the number of cases found in the data file. They cannot be interpreted as summary statistics of the population of interest.			
# cropID: Id in crop_code			
Information	[Type= discrete] [Format=numeric] [Range= 111-890] [Missing=*]		
Statistics [NW/ W]	[Valid=8429 /-] [Invalid=0 /-]		
Value	Label	Cases	Percentage
111	Wheat	0	
112	Barley	0	
120	Rice	63	<div></div> 0.7%
130	Maize	1181	<div></div> 14.0%
141	Finger millet	175	<div></div> 2.1%
150	Sorghum	162	<div></div> 1.9%
210	Beans	1353	<div></div> 16.1%

File : AGSEC4A

cropID: Id in crop_code

Value	Label	Cases	Percentage
221	Field peas	36	0.4%
222	Cow peas	16	0.2%
223	Pigeon peas	10	0.1%
224	Chick peas	15	0.2%
310	Groundnuts	316	3.7%
320	Soya beans	135	1.6%
330	Sunflower	63	0.7%
340	Simsim	124	1.5%
410	Cabbage	11	0.1%
420	Tomatoes	36	0.4%
430	Carrots	1	0.0%
440	Onions	17	0.2%
450	Pumpkins	1	0.0%
460	Dodo	3	0.0%
470	Eggplants	14	0.2%
510	Sugarcane	58	0.7%
520	Cotton	42	0.5%
530	Tobacco	4	0.0%
610	Irish potatoes	135	1.6%
620	Sweet potatoes	607	7.2%
630	Cassava	1430	17.0%
640	Yam	33	0.4%
650	Coco yam	2	0.0%
700	Oranges	16	0.2%
710	Paw paw	1	0.0%
720	Pineapples	14	0.2%
741	Banana food	1307	15.5%
742	Banana beer	86	1.0%
744	Banana sweet	67	0.8%
750	Mango	4	0.0%
760	Jackfruit	3	0.0%
770	Avocado	5	0.1%
780	Passion fruit	4	0.0%
810	Coffee	119	1.4%
811	Coffee (arabica)	442	5.2%
812	Coffee (robusta)	249	3.0%
820	Cocoa	13	0.2%
830	Tea	13	0.2%
840	Ginger	1	0.0%
850	Curry	0	
860	Oil palm	0	
870	Vanilla	14	0.2%
880	Black wattle	0	

File : AGSEC4A

cropID: Id in crop_code

Value	Label	Cases	Percentage
890	Other	28	0.3%

Warning: these figures indicate the number of cases found in the data file. They cannot be interpreted as summary statistics of the population of interest.

s4aq01: 1. Did you grow any crops in second cropping season of 2018?

Information	[Type= discrete] [Format=numeric] [Range= 1-2] [Missing=*]
Statistics [NW/ W]	[Valid=8363 /-] [Invalid=66 /-]

Value	Label	Cases	Percentage
1	Yes	8342	99.7%
2	No	21	0.3%
Sysmiss		66	

Warning: these figures indicate the number of cases found in the data file. They cannot be interpreted as summary statistics of the population of interest.

s4aq06_1: 6.1. RECORD RESPONDENT FOR THIS CROP

Information	[Type= discrete] [Format=numeric] [Range= 1-19] [Missing=*]
Statistics [NW/ W]	[Valid=8287 /-] [Invalid=142 /-] [Mean=1.745 /-] [StdDev=1.349 /-]

Value	Label	Cases	Percentage
1		4613	55.7%
2		2784	33.6%
3		299	3.6%
4		185	2.2%
5		169	2.0%
6		81	1.0%
7		71	0.9%
8		35	0.4%
9		22	0.3%
10		11	0.1%
11		5	0.1%
12		5	0.1%
13		1	0.0%
14		3	0.0%
19		3	0.0%
Sysmiss		142	

Warning: these figures indicate the number of cases found in the data file. They cannot be interpreted as summary statistics of the population of interest.

s4aq07: 7. What was the total area of [PLOT] planted?

Information	[Type= continuous] [Format=numeric] [Range= 0.01-14] [Missing=*]
Statistics [NW/ W]	[Valid=8408 /-] [Invalid=21 /-] [Mean=0.793 /-] [StdDev=0.868 /-]

s4aq08: 8. What type of crop stand was on the plot %rosteritle%?

Information	[Type= discrete] [Format=numeric] [Range= 1-2] [Missing=*]
Statistics [NW/ W]	[Valid=8402 /-] [Invalid=27 /-]

Value	Label	Cases	Percentage
1	Pure Stand	3862	46.0%
2	Mixed Stand	4540	54.0%
Sysmiss		27	

File : AGSEC4A

s4aq08: 8. What type of crop stand was on the plot %rosteritle%?

Warning: these figures indicate the number of cases found in the data file. They cannot be interpreted as summary statistics of the population of interest.

s4aq09: 9. Approximately what percentage of the plot area was under this %rosteritle%?

Information [Type= continuous] [Format=numeric] [Range= 1-98] [Missing=*]

Statistics [NW/ W] [Valid=4540 /-] [Invalid=3889 /-] [Mean=41.741 /-] [StdDev=20.722 /-]

s4aq09_1: 9.1. What month was the crop planted?

Information [Type= discrete] [Format=numeric] [Range= 1-12] [Missing=*]

Statistics [NW/ W] [Valid=8418 /-] [Invalid=11 /-]

Value	Label	Cases	Percentage
1	January	774	9.2%
2	February	260	3.1%
3	March	789	9.4%
4	April	579	6.9%
5	May	233	2.8%
6	June	133	1.6%
7	July	1300	15.4%
8	August	2793	33.2%
9	September	1136	13.5%
10	October	214	2.5%
11	November	127	1.5%
12	December	80	1.0%
Sysmiss		11	

Warning: these figures indicate the number of cases found in the data file. They cannot be interpreted as summary statistics of the population of interest.

s4aq09_2: 9.2. What year was the crop planted?(YYYY)

Information [Type= continuous] [Format=numeric] [Range= 1958-9998] [Missing=*]

Statistics [NW/ W] [Valid=8423 /-] [Invalid=6 /-] [Mean=3087.22 /-] [StdDev=2720.443 /-]

s4aq16: 16. Did you use any seed/seedlings?

Information [Type= discrete] [Format=numeric] [Range= 1-2] [Missing=*]

Statistics [NW/ W] [Valid=8423 /-] [Invalid=6 /-]

Value	Label	Cases	Percentage
1	Yes	5615	66.7%
2	No	2808	33.3%
Sysmiss		6	

Warning: these figures indicate the number of cases found in the data file. They cannot be interpreted as summary statistics of the population of interest.

s4aq11a: 11a. How much seed did you use for this %rosteritle%? Qty

Information [Type= continuous] [Format=numeric] [Range= 0.1-24000] [Missing=*]

Statistics [NW/ W] [Valid=5615 /-] [Invalid=2814 /-] [Mean=28.31 /-] [StdDev=471.941 /-]

s4aq11b: 11b. How much seed did you use for this %rosteritle%? UNIT

Information [Type= discrete] [Format=numeric] [Range= 1-96] [Missing=*]

Statistics [NW/ W] [Valid=5615 /-] [Invalid=2814 /-]

Value	Label	Cases	Percentage
1	Kilogram (KG)	2979	53.1%

File : AGSEC4A

s4aq11b: 11b. How much seed did you use for this %rosteritle%? UNIT

Value	Label	Cases	Percentage
2	Gram	48	0.9%
9	Sack (120 kgs)	78	1.4%
10	Sack (100 kgs)	657	11.7%
11	Sack (80 kgs)	38	0.7%
12	Sack (50 kgs)	114	2.0%
20	Tin (20 lts)	57	1.0%
21	Tin (5 lts)	26	0.5%
22	Plastic Basin (15 lts)	232	4.1%
29	Kimbo/Cowboy/Blueband Tin (2 kg)	48	0.9%
30	Kimbo/Cowboy/Blueband Tin (1 kg)	22	0.4%
31	Kimbo/Cowboy/Blueband Tin (0.5 kg)	208	3.7%
37	Basket (20 kg)	36	0.6%
38	Basket (10 kg)	5	0.1%
39	Basket (5 kg)	6	0.1%
40	Basket (2 kg)	4	0.1%
66	Bundle	452	8.0%
85	Number of Units (General)	414	7.4%
96	Other Units (Specify)	191	3.4%
Sysmiss		2814	

Warning: these figures indicate the number of cases found in the data file. They cannot be interpreted as summary statistics of the population of interest.

s4aq12a: 12a.If it were pure-stand,how much seed would you have used for this [CROP]-QTY

Information	[Type= continuous] [Format=numeric] [Range= 0-5000] [Missing=*]
Statistics [NW/ W]	[Valid=2866 /-] [Invalid=5563 /-] [Mean=37.723 /-] [StdDev=169.295 /-]

s4aq12b: 12b.If it were pure-stand,how much seed would you have used for this[CROP]-UNIT

Information	[Type= discrete] [Format=numeric] [Range= 1-99] [Missing=*]
Statistics [NW/ W]	[Valid=2866 /-] [Invalid=5563 /-]

Value	Label	Cases	Percentage
1	Kilogram (KG)	1816	63.4%
2	Gram	10	0.3%
9	Sack (120 kgs)	23	0.8%
10	Sack (100 kgs)	175	6.1%
11	Sack (80 kgs)	14	0.5%
12	Sack (50 kgs)	46	1.6%
20	Tin (20 lts)	35	1.2%
21	Tin (5 lts)	9	0.3%
22	Plastic Basin (15 lts)	86	3.0%
29	Kimbo/Cowboy/Blueband Tin (2 kg)	12	0.4%
30	Kimbo/Cowboy/Blueband Tin (1 kg)	10	0.3%
31	Kimbo/Cowboy/Blueband Tin (0.5 kg)	95	3.3%
37	Basket (20 kg)	19	0.7%
38	Basket (10 kg)	3	0.1%
39	Basket (5 kg)	2	0.1%

File : AGSEC4A

s4aq12b: 12b.If it were pure-stand,how much seed would you have used for this[CROP]-UNIT

Value	Label	Cases	Percentage
40	Basket (2 kg)	1	0.0%
66	Bundle	183	6.4%
85	Number of Units (General)	274	9.6%
99	Other Units (Specify)	53	1.8%
Sysmiss		5563	

Warning: these figures indicate the number of cases found in the data file. They cannot be interpreted as summary statistics of the population of interest.

s4aq13: 13. What type of seed/seedlings did you use for this crop(%rosteritle%)?

Information	[Type= discrete] [Format=numeric] [Range= 1-2] [Missing=*]		
Statistics [NW/ W]	[Valid=5615 /-] [Invalid=2814 /-]		
Value	Label	Cases	Percentage
1	Traditional	5304	94.5%
2	Improved	311	5.5%
Sysmiss		2814	

Warning: these figures indicate the number of cases found in the data file. They cannot be interpreted as summary statistics of the population of interest.

s4aq14: 14. What type of improved seed did you use for this %rosteritle%?

Information	[Type= discrete] [Format=numeric] [Range= 1-3] [Missing=*]		
Statistics [NW/ W]	[Valid=311 /-] [Invalid=8118 /-]		
Value	Label	Cases	Percentage
1	Certified	126	40.5%
2	Quality declared	153	49.2%
3	Don't know	32	10.3%
Sysmiss		8118	

Warning: these figures indicate the number of cases found in the data file. They cannot be interpreted as summary statistics of the population of interest.

s4aq10: 10. Did you purchase any seed/seedlings for this crop (%rosteritle%)?

Information	[Type= discrete] [Format=numeric] [Range= 1-2] [Missing=*]		
Statistics [NW/ W]	[Valid=5615 /-] [Invalid=2814 /-]		
Value	Label	Cases	Percentage
1	Yes	1203	21.4%
2	No	4412	78.6%
Sysmiss		2814	

Warning: these figures indicate the number of cases found in the data file. They cannot be interpreted as summary statistics of the population of interest.

s4aq15: 15.How much did you pay(cash&in-kind)for all purchased seeds/seedlings for [CROP

Information	[Type= continuous] [Format=numeric] [Range= 0-900000] [Missing=*]		
Statistics [NW/ W]	[Valid=1203 /-] [Invalid=7226 /-] [Mean=34767.082 /-] [StdDev=72744.219 /-]		

File : AGSEC4B

hhid: Unique 32-character long identifier of the interview

Information [Type= discrete] [Format=character] [Missing=*]

Statistics [NW/ W] [Valid=9356 /-] [Invalid=0 /-]

parcelID: Id in "t0_parcelroster"

Information [Type= discrete] [Format=numeric] [Range= 1-11] [Missing=*]

Statistics [NW/ W] [Valid=9356 /-] [Invalid=0 /-] [Mean=1.853 /-] [StdDev=1.122 /-]

Value	Label	Cases	Percentage
1		4657	49.8%
2		2676	28.6%
3		1234	13.2%
4		506	5.4%
5		172	1.8%
6		72	0.8%
7		20	0.2%
8		12	0.1%
9		3	0.0%
10		2	0.0%
11		2	0.0%

Warning: these figures indicate the number of cases found in the data file. They cannot be interpreted as summary statistics of the population of interest.

pltid: Id in "cul_plots_3b"

Information [Type= discrete] [Format=numeric] [Range= 1-8] [Missing=*]

Statistics [NW/ W] [Valid=9356 /-] [Invalid=0 /-] [Mean=1.392 /-] [StdDev=0.802 /-]

Value	Label	Cases	Percentage
1		6957	74.4%
2		1559	16.7%
3		547	5.8%
4		193	2.1%
5		73	0.8%
6		18	0.2%
7		7	0.1%
8		2	0.0%

Warning: these figures indicate the number of cases found in the data file. They cannot be interpreted as summary statistics of the population of interest.

cropID: Id in crop_code_4b

Information [Type= discrete] [Format=numeric] [Range= 111-890] [Missing=*]

Statistics [NW/ W] [Valid=9356 /-] [Invalid=0 /-]

Value	Label	Cases	Percentage
111	Wheat	2	0.0%
112	Barley	0	
120	Rice	81	0.9%
130	Maize	1520	16.2%
141	Finger millet	185	2.0%
150	Sorghum	321	3.4%
210	Beans	1349	14.4%

File : AGSEC4B

cropID: Id in crop_code_4b

Value	Label	Cases	Percentage
221	Field peas	22	0.2%
222	Cow peas	11	0.1%
223	Pigeon peas	107	1.1%
224	Chick peas	24	0.3%
310	Groundnuts	498	5.3%
320	Soya beans	281	3.0%
330	Sunflower	47	0.5%
340	Simsim	68	0.7%
410	Cabbage	10	0.1%
420	Tomatoes	34	0.4%
430	Carrots	0	
440	Onions	15	0.2%
450	Pumpkins	4	0.0%
460	Dodo	4	0.0%
470	Eggplants	11	0.1%
510	Sugarcane	58	0.6%
520	Cotton	100	1.1%
530	Tobacco	31	0.3%
610	Irish potatoes	119	1.3%
620	Sweet potatoes	583	6.2%
630	Cassava	1486	15.9%
640	Yam	31	0.3%
650	Coco yam	3	0.0%
700	Oranges	15	0.2%
710	Paw paw	1	0.0%
720	Pineapples	14	0.1%
741	Banana food	1285	13.7%
742	Banana beer	79	0.8%
744	Banana sweet	63	0.7%
750	Mango	3	0.0%
760	Jackfruit	0	
770	Avocado	3	0.0%
780	Passion fruit	3	0.0%
810	Coffee	106	1.1%
811	Coffee (arabica)	448	4.8%
812	Coffee (robusta)	243	2.6%
820	Cocoa	13	0.1%
830	Tea	14	0.1%
840	Ginger	1	0.0%
850	Curry	0	
860	Oil palm	0	
870	Vanilla	16	0.2%
880	Black wattle	0	

File : AGSEC4B

cropID: Id in crop_code_4b

Value	Label	Cases	Percentage
890	Other	44	<div><div></div></div> 0.5%

Warning: these figures indicate the number of cases found in the data file. They cannot be interpreted as summary statistics of the population of interest.

s4bq01: 1. Did you grow any crops in last season (First cropping season(Jan - Jun 2019))

Information	[Type= discrete] [Format=numeric] [Range= 1-2] [Missing=*]
Statistics [NW/ W]	[Valid=9256 /-] [Invalid=100 /-]

Value	Label	Cases	Percentage
1	Yes	9256	<div><div></div></div> 100.0%
2	No	0	
Sysmiss		100	

Warning: these figures indicate the number of cases found in the data file. They cannot be interpreted as summary statistics of the population of interest.

s4bq06_1: 6.1. RECORD RESPONDENT FOR THIS CROP

Information	[Type= discrete] [Format=numeric] [Range= 1-17] [Missing=*]
Statistics [NW/ W]	[Valid=9326 /-] [Invalid=30 /-] [Mean=1.751 /-] [StdDev=1.332 /-]

Value	Label	Cases	Percentage
1		5131	<div><div></div></div> 55.0%
2		3180	<div><div></div></div> 34.1%
3		341	<div><div></div></div> 3.7%
4		225	<div><div></div></div> 2.4%
5		192	<div><div></div></div> 2.1%
6		90	<div><div></div></div> 1.0%
7		70	<div><div></div></div> 0.8%
8		33	<div><div></div></div> 0.4%
9		27	<div><div></div></div> 0.3%
10		17	<div><div></div></div> 0.2%
11		10	<div><div></div></div> 0.1%
12		5	<div><div></div></div> 0.1%
13		2	<div><div></div></div> 0.0%
17		3	<div><div></div></div> 0.0%
Sysmiss		30	

Warning: these figures indicate the number of cases found in the data file. They cannot be interpreted as summary statistics of the population of interest.

s4bq07: 7. What was the total area of [PLOT] planted?

Information	[Type= continuous] [Format=numeric] [Range= 0-14] [Missing=*]
Statistics [NW/ W]	[Valid=9305 /-] [Invalid=51 /-] [Mean=0.802 /-] [StdDev=0.835 /-]

s4bq08: 8. What type of crop stand was on the plot %rosteritle%?

Information	[Type= discrete] [Format=numeric] [Range= 1-2] [Missing=*]
Statistics [NW/ W]	[Valid=9351 /-] [Invalid=5 /-]

Value	Label	Cases	Percentage
1	Pure Stand	4140	<div><div></div></div> 44.3%
2	Mixed Stand	5211	<div><div></div></div> 55.7%
Sysmiss		5	

Warning: these figures indicate the number of cases found in the data file. They cannot be interpreted as summary statistics of the population of interest.

File : AGSEC4B

s4bq09: 9. Approximately what percentage of the plot area was under this %rosteritle%?

Information [Type= continuous] [Format=numeric] [Range= 1-98] [Missing=*]

Statistics [NW/ W] [Valid=5208 /-] [Invalid=4148 /-] [Mean=42.389 /-] [StdDev=20.509 /-]

s4bq09_1: 9.1. What month was the crop planted?

Information [Type= discrete] [Format=numeric] [Range= 1-12] [Missing=*]

Statistics [NW/ W] [Valid=9346 /-] [Invalid=10 /-]

Value	Label	Cases	Percentage
1	January	1015	10.9%
2	February	884	9.5%
3	March	2904	31.1%
4	April	2265	24.2%
5	May	925	9.9%
6	June	374	4.0%
7	July	170	1.8%
8	August	494	5.3%
9	September	136	1.5%
10	October	68	0.7%
11	November	55	0.6%
12	December	56	0.6%
Sysmiss		10	

Warning: these figures indicate the number of cases found in the data file. They cannot be interpreted as summary statistics of the population of interest.

s4bq09_2: 9.2. What year was the crop planted?(YYYY)

Information [Type= continuous] [Format=numeric] [Range= 1958-9998] [Missing=*]

Statistics [NW/ W] [Valid=9351 /-] [Invalid=5 /-] [Mean=2967.383 /-] [StdDev=2584.366 /-]

s4bq16: 16. Did you use any seed/seedlings?

Information [Type= discrete] [Format=numeric] [Range= 1-2] [Missing=*]

Statistics [NW/ W] [Valid=9351 /-] [Invalid=5 /-]

Value	Label	Cases	Percentage
1	Yes	6544	70.0%
2	No	2807	30.0%
Sysmiss		5	

Warning: these figures indicate the number of cases found in the data file. They cannot be interpreted as summary statistics of the population of interest.

s4bq11a: 11a. How much seed did you use for this %rosteritle%? Qty

Information [Type= continuous] [Format=numeric] [Range= 0-24000] [Missing=*]

Statistics [NW/ W] [Valid=6544 /-] [Invalid=2812 /-] [Mean=25.122 /-] [StdDev=407.52 /-]

s4bq11b: 11b. How much seed did you use for this %rosteritle%? UNIT

Information [Type= discrete] [Format=numeric] [Range= 1-96] [Missing=*]

Statistics [NW/ W] [Valid=6544 /-] [Invalid=2812 /-]

Value	Label	Cases	Percentage
1	Kilogram (KG)	3483	53.2%
2	Gram	55	0.8%
9	Sack (120 kgs)	153	2.3%

File : AGSEC4B

s4bq11b: 11b. How much seed did you use for this %rostartitle%? UNIT

Value	Label	Cases	Percentage
10	Sack (100 kgs)	711	10.9%
11	Sack (80 kgs)	48	0.7%
12	Sack (50 kgs)	99	1.5%
20	Tin (20 lts)	66	1.0%
21	Tin (5 lts)	36	0.6%
22	Plastic Basin (15 lts)	341	5.2%
29	Kimbo/Cowboy/Blueband Tin (2 kg)	188	2.9%
30	Kimbo/Cowboy/Blueband Tin (1 kg)	43	0.7%
31	Kimbo/Cowboy/Blueband Tin (0.5 kg)	244	3.7%
37	Basket (20 kg)	9	0.1%
38	Basket (10 kg)	2	0.0%
39	Basket (5 kg)	7	0.1%
40	Basket (2 kg)	0	
66	Bundle	398	6.1%
85	Number of Units (General)	272	4.2%
96	Other Units (Specify)	389	5.9%
Sysmiss		2812	

Warning: these figures indicate the number of cases found in the data file. They cannot be interpreted as summary statistics of the population of interest.

s4bq12a: 12a.If it were pure-stand,how much seed would you have used for this [CROP]-QTY

Information	[Type= continuous] [Format=numeric] [Range= 0-10500] [Missing=*]
Statistics [NW/ W]	[Valid=3506 /-] [Invalid=5850 /-] [Mean=29.057 /-] [StdDev=247.795 /-]

s4bq12b: 12b.If it were pure-stand,how much seed would you have used for this[CROP]-UNIT

Information	[Type= discrete] [Format=numeric] [Range= 1-99] [Missing=*]
Statistics [NW/ W]	[Valid=3506 /-] [Invalid=5850 /-]

Value	Label	Cases	Percentage
1	Kilogram (KG)	2228	63.5%
2	Gram	9	0.3%
9	Sack (120 kgs)	60	1.7%
10	Sack (100 kgs)	259	7.4%
11	Sack (80 kgs)	8	0.2%
12	Sack (50 kgs)	30	0.9%
20	Tin (20 lts)	40	1.1%
21	Tin (5 lts)	17	0.5%
22	Plastic Basin (15 lts)	122	3.5%
29	Kimbo/Cowboy/Blueband Tin (2 kg)	66	1.9%
30	Kimbo/Cowboy/Blueband Tin (1 kg)	24	0.7%
31	Kimbo/Cowboy/Blueband Tin (0.5 kg)	129	3.7%
37	Basket (20 kg)	0	
38	Basket (10 kg)	1	0.0%
39	Basket (5 kg)	2	0.1%
40	Basket (2 kg)	0	
66	Bundle	138	3.9%

File : AGSEC4B

s4bq12b: 12b.If it were pure-stand,how much seed would you have used for this[CROP]-UNIT

Value	Label	Cases	Percentage
85	Number of Units (General)	185	5.3%
99	Other Units (Specify)	188	5.4%
Sysmiss		5850	

Warning: these figures indicate the number of cases found in the data file. They cannot be interpreted as summary statistics of the population of interest.

s4bq13: 13. What type of seed/seedlings did you use for this crop(%rosteritle%)?

Information	[Type= discrete] [Format=numeric] [Range= 1-2] [Missing=*]
Statistics [NW/ W]	[Valid=6544 /-] [Invalid=2812 /-]

Value	Label	Cases	Percentage
1	Traditional	6103	93.3%
2	Improved	441	6.7%
Sysmiss		2812	

Warning: these figures indicate the number of cases found in the data file. They cannot be interpreted as summary statistics of the population of interest.

s4bq14: 14. What type of improved seed did you use for this %rosteritle%?

Information	[Type= discrete] [Format=numeric] [Range= 1-3] [Missing=*]
Statistics [NW/ W]	[Valid=441 /-] [Invalid=8915 /-]

Value	Label	Cases	Percentage
1	Certified	201	45.6%
2	Quality declared	218	49.4%
3	Don't know	22	5.0%
Sysmiss		8915	

Warning: these figures indicate the number of cases found in the data file. They cannot be interpreted as summary statistics of the population of interest.

s4bq10: 10. Did you purchase any seed/seedlings for this crop (%rosteritle%)?

Information	[Type= discrete] [Format=numeric] [Range= 1-2] [Missing=*]
Statistics [NW/ W]	[Valid=6544 /-] [Invalid=2812 /-]

Value	Label	Cases	Percentage
1	Yes	1641	25.1%
2	No	4903	74.9%
Sysmiss		2812	

Warning: these figures indicate the number of cases found in the data file. They cannot be interpreted as summary statistics of the population of interest.

s4bq15: 15. How much did you pay (cash & in-kind payments) for all purchased seeds/s

Information	[Type= continuous] [Format=numeric] [Range= 0-1500000] [Missing=*]
Statistics [NW/ W]	[Valid=1641 /-] [Invalid=7715 /-] [Mean=31387.285 /-] [StdDev=68771.103 /-]

File : AGSEC5A			
# hhid: Unique 32-character long identifier of the interview			
Information	[Type= discrete] [Format=character] [Missing=*]		
Statistics [NW/ W]	[Valid=8429 /-] [Invalid=0 /-]		
# parcelID: Parcel identifier			
Information	[Type= discrete] [Format=numeric] [Range= 1-11] [Missing=*]		
Statistics [NW/ W]	[Valid=8429 /-] [Invalid=0 /-] [Mean=1.783 /-] [StdDev=1.07 /-]		
Value	Label	Cases	Percentage
1		4425	<div></div> 52.5%
2		2366	<div></div> 28.1%
3		1025	<div></div> 12.2%
4		406	<div></div> 4.8%
5		126	<div></div> 1.5%
6		53	<div></div> 0.6%
7		11	<div></div> 0.1%
8		11	<div></div> 0.1%
9		5	<div></div> 0.1%
11		1	<div></div> 0.0%
Warning: these figures indicate the number of cases found in the data file. They cannot be interpreted as summary statistics of the population of interest.			
# pltid: Plot identifier			
Information	[Type= discrete] [Format=numeric] [Range= 1-9] [Missing=*]		
Statistics [NW/ W]	[Valid=8429 /-] [Invalid=0 /-] [Mean=1.414 /-] [StdDev=0.885 /-]		
Value	Label	Cases	Percentage
1		6296	<div></div> 74.7%
2		1332	<div></div> 15.8%
3		475	<div></div> 5.6%
4		194	<div></div> 2.3%
5		78	<div></div> 0.9%
6		26	<div></div> 0.3%
7		19	<div></div> 0.2%
8		6	<div></div> 0.1%
9		3	<div></div> 0.0%
Warning: these figures indicate the number of cases found in the data file. They cannot be interpreted as summary statistics of the population of interest.			
# cropID: Id in crop_code			
Information	[Type= discrete] [Format=numeric] [Range= 111-890] [Missing=*]		
Statistics [NW/ W]	[Valid=8429 /-] [Invalid=0 /-]		
Value	Label	Cases	Percentage
111	Wheat	0	
112	Barley	0	
120	Rice	63	<div></div> 0.7%
130	Maize	1181	<div></div> 14.0%
141	Finger millet	175	<div></div> 2.1%
150	Sorghum	162	<div></div> 1.9%
210	Beans	1353	<div></div> 16.1%

File : AGSEC5A

cropID: Id in crop_code

Value	Label	Cases	Percentage
221	Field peas	36	0.4%
222	Cow peas	16	0.2%
223	Pigeon peas	10	0.1%
224	Chick peas	15	0.2%
310	Groundnuts	316	3.7%
320	Soya beans	135	1.6%
330	Sunflower	63	0.7%
340	Simsim	124	1.5%
410	Cabbage	11	0.1%
420	Tomatoes	36	0.4%
430	Carrots	1	0.0%
440	Onions	17	0.2%
450	Pumpkins	1	0.0%
460	Dodo	3	0.0%
470	Eggplants	14	0.2%
510	Sugarcane	58	0.7%
520	Cotton	42	0.5%
530	Tobacco	4	0.0%
610	Irish potatoes	135	1.6%
620	Sweet potatoes	607	7.2%
630	Cassava	1430	17.0%
640	Yam	33	0.4%
650	Coco yam	2	0.0%
700	Oranges	16	0.2%
710	Paw paw	1	0.0%
720	Pineapples	14	0.2%
741	Banana food	1307	15.5%
742	Banana beer	86	1.0%
744	Banana sweet	67	0.8%
750	Mango	4	0.0%
760	Jackfruit	3	0.0%
770	Avocado	5	0.1%
780	Passion fruit	4	0.0%
810	Coffee	119	1.4%
811	Coffee (arabica)	442	5.2%
812	Coffee (robusta)	249	3.0%
820	Cocoa	13	0.2%
830	Tea	13	0.2%
840	Ginger	1	0.0%
850	Curry	0	
860	Oil palm	0	
870	Vanilla	14	0.2%
880	Black wattle	0	

File : AGSEC5A

cropID: Id in crop_code

Value	Label	Cases	Percentage
890	Other	28	0.3%

Warning: these figures indicate the number of cases found in the data file. They cannot be interpreted as summary statistics of the population of interest.

s5aq05_1: 5.1. RECORD RESPONDENT FOR THIS CROP (%rostertitle%)

Information	[Type= discrete] [Format=numeric] [Range= 1-19] [Missing=*]
Statistics [NW/ W]	[Valid=8275 /-] [Invalid=154 /-] [Mean=1.741 /-] [StdDev=1.351 /-]

Value	Label	Cases	Percentage
1		4626	55.9%
2		2759	33.3%
3		303	3.7%
4		193	2.3%
5		169	2.0%
6		73	0.9%
7		63	0.8%
8		35	0.4%
9		22	0.3%
10		11	0.1%
11		9	0.1%
12		5	0.1%
13		1	0.0%
14		3	0.0%
19		3	0.0%
Sysmiss		154	

Warning: these figures indicate the number of cases found in the data file. They cannot be interpreted as summary statistics of the population of interest.

s5aq05_2: 5.2. Is crop immature?

Information	[Type= discrete] [Format=numeric] [Range= 1-2] [Missing=*]
Statistics [NW/ W]	[Valid=8423 /-] [Invalid=6 /-]

Value	Label	Cases	Percentage
1	Yes	1034	12.3%
2	No	7389	87.7%
Sysmiss		6	

Warning: these figures indicate the number of cases found in the data file. They cannot be interpreted as summary statistics of the population of interest.

harvest: 5.3 Did you harvest %rostertitle% from this plot? 5A - Full harvest

Information	[Type= discrete] [Format=numeric] [Range= 1-3] [Missing=*]
Statistics [NW/ W]	[Valid=7389 /-] [Invalid=1040 /-]

Value	Label	Cases	Percentage
1	Yes, fully harvested	6848	92.7%
2	Yes Partial Harvested	138	1.9%
3	No	403	5.5%
Sysmiss		1040	

Warning: these figures indicate the number of cases found in the data file. They cannot be interpreted as summary statistics of the population of interest.

File : AGSEC5A

s5aq06b_1: 6b. Unit of harvest (2018, full harvest, condition1)

Information [Type= discrete] [Format=numeric] [Range= 1-122] [Missing=*]

Statistics [NW/ W] [Valid=6846 /-] [Invalid=1583 /-]

Value	Label	Cases	Percentage
1	Kilogram (KG)	1305	19.1%
9	Sack (120 kgs)	334	4.9%
10	Sack (100 kgs)	1562	22.8%
12	Sack (50 kgs)	256	3.7%
14	Jerrican (20 lts)	16	0.2%
15	Jerrican(10 lts)	4	0.1%
16	Jerrican (5 lts)	5	0.1%
17	Jerrican (3 lts)	1	0.0%
18	Jerrican (2 lts)	2	0.0%
20	Tin (20 lts)	277	4.0%
21	Tin (5 lts)	21	0.3%
22	Plastic Basin (15 lts)	1227	17.9%
29	Kimbo/Cowboy/Blueband Tin (2 kg)	4	0.1%
30	Kimbo/Cowboy/Blueband Tin (1 kg)	5	0.1%
31	Kimbo/Cowboy/Blueband Tin (0.5 kg)	3	0.0%
32	Cup/Mug(0.5 lt)	3	0.0%
37	Basket (20 kg)	151	2.2%
38	Basket (10 kg)	59	0.9%
39	Basket (5 kg)	48	0.7%
40	Basket (2 kg)	9	0.1%
67	Bunch (Big)	149	2.2%
68	Bunch (Medium)	920	13.4%
69	Bunch (Small)	310	4.5%
83	Tobacco leaf (Number)	0	
87	Piece (Large)	9	0.1%
88	Piece (Medium)	19	0.3%
89	Piece (Small)	4	0.1%
90	Heap (Large)	37	0.5%
91	Heap (Medium)	77	1.1%
92	Heap (Small)	28	0.4%
93	Cluster (Large)	0	
94	Cluster (Medium)	0	
95	Cluster (Small)	0	
107	Nice cup (Large)	0	
108	Nice cup (Medium)	0	
109	Nice cup (Small)	0	
119	Nomi Tin (1 kg)	0	
120	Nomi Tin (0.5 kg)	1	0.0%
121	Nomi Tin (0.25 kg)	0	
122	Nido Tin (0.4 kg)	0	
Sysmiss		1583	

File : AGSEC5A

s5aq06b_1: 6b. Unit of harvest (2018, full harvest, condition1)

Warning: these figures indicate the number of cases found in the data file. They cannot be interpreted as summary statistics of the population of interest.

s5aq06a_1: 6a. Qty of harvest (2018, full harvest, condition1)

Information [Type= continuous] [Format=numeric] [Range= 0-45000] [Missing=*]

Statistics [NW/ W] [Valid=6985 /-] [Invalid=1444 /-] [Mean=76.314 /-] [StdDev=903.286 /-]

s5aq06c_1: 6c. Condition/state of crop harvested (2018, full harvest, condition1)

Information [Type= discrete] [Format=numeric] [Range= 11-99] [Missing=*]

Statistics [NW/ W] [Valid=6976 /-] [Invalid=1453 /-]

Value	Label	Cases	Percentage
11	Green harvested - with shell/cob and with stalk	0	
12	Green harvested - with shell/cob without stalk	37	0.5%
13	Green harvested - in the cob	17	0.2%
14	Green harvested - in the pods	114	1.6%
20	Fresh/raw harvested - state not applicable	2714	38.9%
21	Fresh/raw harvested - with shell/cob and with stalk	28	0.4%
22	Fresh/raw harvested - with shell/cob without stalk	165	2.4%
23	Fresh/raw harvested - in the cob	346	5.0%
24	Fresh/raw harvested - in pods	898	12.9%
31	Dry at harvest - with shell/cob and with stalk	11	0.2%
32	Dry at harvest - with shell	22	0.3%
33	Dry at harvest - in the cob	6	0.1%
35	Dry at harvest - grain	251	3.6%
40	Dry after additional drying - state not applicable	343	4.9%
41	Dry after additional drying - with shell and with stalk	8	0.1%
42	Dry after additional drying - with shell	88	1.3%
43	Dry after additional drying - in the cob	8	0.1%
44	Dry after additional drying - In pods or shell/husks	418	6.0%
45	Dry - grain	1463	21.0%
99	Not Applicable	39	0.6%
Sysmiss		1453	

Warning: these figures indicate the number of cases found in the data file. They cannot be interpreted as summary statistics of the population of interest.

s5aq06d_1: 6d. Conversion faction into kg (2018, full harvest, condition1)

Information [Type= continuous] [Format=numeric] [Range= 0-10000] [Missing=*]

Statistics [NW/ W] [Valid=6977 /-] [Invalid=1452 /-] [Mean=38.912 /-] [StdDev=135.924 /-]

s5aq06e_1: 6e. Month harvest began (2018, full harvest, condition1)

Information [Type= discrete] [Format=numeric] [Range= 1-12] [Missing=*]

Statistics [NW/ W] [Valid=6977 /-] [Invalid=1452 /-]

Value	Label	Cases	Percentage
1	January	437	6.3%
2	February	171	2.5%
3	March	110	1.6%
4	April	60	0.9%
5	May	52	0.7%

File : AGSEC5A

s5aq06e_1: 6e. Month harvest began (2018, full harvest, condition1)

Value	Label	Cases	Percentage
6	June	97	1.4%
7	July	1443	20.7%
8	August	246	3.5%
9	September	485	7.0%
10	October	854	12.2%
11	November	1533	22.0%
12	December	1489	21.3%
Sysmiss		1452	

Warning: these figures indicate the number of cases found in the data file. They cannot be interpreted as summary statistics of the population of interest.

s5aq06e_1_1: 6e1. Year harvest began (2018, full harvest, condition1)

Information	[Type= continuous] [Format=numeric] [Range= 20-2020] [Missing=*]
Statistics [NW/ W]	[Valid=6977 /-] [Invalid=1452 /-] [Mean=2017.263 /-] [StdDev=41.367 /-]

s5aq06f_1: 6f. Month harvest ended (2018, full harvest, condition1)

Information	[Type= discrete] [Format=numeric] [Range= 1-12] [Missing=*]
Statistics [NW/ W]	[Valid=6977 /-] [Invalid=1452 /-]

Value	Label	Cases	Percentage
1	Jan	532	7.6%
2	Feb	228	3.3%
3	Mar	179	2.6%
4	Apr	175	2.5%
5	May	133	1.9%
6	Jun	99	1.4%
7	Jul	98	1.4%
8	Aug	110	1.6%
9	Sep	211	3.0%
10	Oct	506	7.3%
11	Nov	1200	17.2%
12	Dec	3506	50.3%
Sysmiss		1452	

Warning: these figures indicate the number of cases found in the data file. They cannot be interpreted as summary statistics of the population of interest.

s5aq06f_1_1: 6f1. Year harvest ended (2018, full harvest, condition1)

Information	[Type= continuous] [Format=numeric] [Range= 24-2020] [Missing=*]
Statistics [NW/ W]	[Valid=6977 /-] [Invalid=1452 /-] [Mean=2017.938 /-] [StdDev=23.879 /-]

s5aq06a_1_1: 6a1. Type of decision maker for use of crop output(2018,full harvest,condition1)

Information	[Type= discrete] [Format=numeric] [Range= 1-2] [Missing=*]
Statistics [NW/ W]	[Valid=6977 /-] [Invalid=1452 /-]

Value	Label	Cases	Percentage
1	Single member	3425	49.1%
2	Jointly	3552	50.9%
Sysmiss		1452	

Warning: these figures indicate the number of cases found in the data file. They cannot be interpreted as summary statistics of the population of interest.

File : AGSEC5A

s5aq06a_2_1: 6a2. Primary decision maker for use of crop output(2018,full harvest,condition1)

Information	[Type= discrete] [Format=numeric] [Range= 1-19] [Missing=*]
Statistics [NW/ W]	[Valid=3361 /-] [Invalid=5068 /-] [Mean=1.578 /-] [StdDev=1.174 /-]

Value	Label	Cases	Percentage
1		2155	64.1%
2		926	27.6%
3		102	3.0%
4		59	1.8%
5		54	1.6%
6		25	0.7%
7		21	0.6%
8		6	0.2%
9		5	0.1%
10		2	0.1%
11		4	0.1%
13		1	0.0%
19		1	0.0%
Sysmiss		5068	

Warning: these figures indicate the number of cases found in the data file. They cannot be interpreted as summary statistics of the population of interest.

s5aq06a3_1: 6a3. Decision maker for use of crop output - PID1(2018,full harvest,condition1)

Information	[Type= discrete] [Format=numeric] [Range= 1-12] [Missing=*]
Statistics [NW/ W]	[Valid=3496 /-] [Invalid=4933 /-] [Mean=1.192 /-] [StdDev=0.807 /-]

Value	Label	Cases	Percentage
1		3146	90.0%
2		232	6.6%
3		49	1.4%
4		19	0.5%
5		20	0.6%
6		8	0.2%
7		8	0.2%
8		4	0.1%
9		4	0.1%
10		4	0.1%
11		1	0.0%
12		1	0.0%
Sysmiss		4933	

Warning: these figures indicate the number of cases found in the data file. They cannot be interpreted as summary statistics of the population of interest.

s5aq06a4_1: 6a4. Decision maker for use of crop output - PID2(2018,full harvest,condition1)

Information	[Type= discrete] [Format=numeric] [Range= 2-19] [Missing=*]
Statistics [NW/ W]	[Valid=3159 /-] [Invalid=5270 /-] [Mean=2.67 /-] [StdDev=1.704 /-]

Value	Label	Cases	Percentage
2		2483	78.6%
3		220	7.0%

File : AGSEC5A

s5aq06a4_1: 6a4. Decision maker for use of crop output - PID2(2018,full harvest,condition1)

Value	Label	Cases	Percentage
4		115	3.6%
5		114	3.6%
6		80	2.5%
7		57	1.8%
8		28	0.9%
9		13	0.4%
10		21	0.7%
11		11	0.3%
12		8	0.3%
13		4	0.1%
14		3	0.1%
19		2	0.1%
Sysmiss		5270	

Warning: these figures indicate the number of cases found in the data file. They cannot be interpreted as summary statistics of the population of interest.

s5aq07a_1: 7a. Qty of crop sold (2018, full harvest, condition1)

Information	[Type= continuous] [Format=numeric] [Range= 0-75000] [Missing=*]
Statistics [NW/ W]	[Valid=6977 /-] [Invalid=1452 /-] [Mean=69.948 /-] [StdDev=1264.985 /-]

s5aq07b_1: 7b. Condition/state of crop sold (2018, full harvest, condition1)

Information	[Type= discrete] [Format=numeric] [Range= 11-99] [Missing=*]
Statistics [NW/ W]	[Valid=2884 /-] [Invalid=5545 /-]

Value	Label	Cases	Percentage
11	Green harvested - with shell/cob and with stalk	0	
12	Green harvested - with shell/cob without stalk	0	
13	Green harvested - in the cob	0	
14	Green harvested - in the pods	25	0.9%
20	Fresh/raw harvested - state not applicable	1110	38.5%
21	Fresh/raw harvested - with shell/cob and with stalk	4	0.1%
22	Fresh/raw harvested - with shell/cob without stalk	5	0.2%
23	Fresh/raw harvested - in the cob	9	0.3%
24	Fresh/raw harvested - in pods	306	10.6%
31	Dry at harvest - with shell/cob and with stalk	3	0.1%
32	Dry at harvest - with shell	7	0.2%
33	Dry at harvest - in the cob	4	0.1%
35	Dry at harvest - grain	152	5.3%
40	Dry after additional drying - state not applicable	175	6.1%
41	Dry after additional drying - with shell and with stalk	2	0.1%
42	Dry after additional drying - with shell	37	1.3%
43	Dry after additional drying - in the cob	2	0.1%
44	Dry after additional drying - In pods or shell/husks	287	10.0%
45	Dry - grain	732	25.4%
99	Not Applicable	24	0.8%
Sysmiss		5545	

File : AGSEC5A

s5aq07b_1: 7b. Condition/state of crop sold (2018, full harvest, condition1)

Warning: these figures indicate the number of cases found in the data file. They cannot be interpreted as summary statistics of the population of interest.

s5aq07c_1: 7c. Unit of crop sold (2018, full harvest, condition1)

Information [Type= discrete] [Format=numeric] [Range= 1-122] [Missing=*]

Statistics [NW/ W] [Valid=2759 /-] [Invalid=5670 /-]

Value	Label	Cases	Percentage
1	Kilogram (KG)	778	28.2%
9	Sack (120 kgs)	155	5.6%
10	Sack (100 kgs)	701	25.4%
12	Sack (50 kgs)	53	1.9%
14	Jerrican (20 lts)	5	0.2%
15	Jerrican(10 lts)	1	0.0%
16	Jerrican (5 lts)	0	
17	Jerrican (3 lts)	0	
18	Jerrican (2 lts)	0	
20	Tin (20 lts)	95	3.4%
21	Tin (5 lts)	0	
22	Plastic Basin (15 lts)	277	10.0%
29	Kimbo/Cowboy/Blueband Tin (2 kg)	1	0.0%
30	Kimbo/Cowboy/Blueband Tin (1 kg)	0	
31	Kimbo/Cowboy/Blueband Tin (0.5 kg)	0	
32	Cup/Mug(0.5 lt)	2	0.1%
37	Basket (20 kg)	17	0.6%
38	Basket (10 kg)	5	0.2%
39	Basket (5 kg)	3	0.1%
40	Basket (2 kg)	0	
67	Bunch (Big)	106	3.8%
68	Bunch (Medium)	476	17.3%
69	Bunch (Small)	56	2.0%
83	Tobacco leaf (Number)	0	
87	Piece (Large)	6	0.2%
88	Piece (Medium)	12	0.4%
89	Piece (Small)	1	0.0%
90	Heap (Large)	5	0.2%
91	Heap (Medium)	4	0.1%
92	Heap (Small)	0	
93	Cluster (Large)	0	
94	Cluster (Medium)	0	
95	Cluster (Small)	0	
107	Nice cup (Large)	0	
108	Nice cup (Medium)	0	
109	Nice cup (Small)	0	
119	Nomi Tin (1 kg)	0	
120	Nomi Tin (0.5 kg)	0	
121	Nomi Tin (0.25 kg)	0	

File : AGSEC5A

s5aq07c_1: 7c. Unit of crop sold (2018, full harvest, condition1)

Value	Label	Cases	Percentage
122	Nido Tin (0.4 kg)	0	
Sysmiss		5670	

Warning: these figures indicate the number of cases found in the data file. They cannot be interpreted as summary statistics of the population of interest.

s5aq08_1: 8. Value of crop sold (UShs) (2018, full harvest, condition1)

Information	[Type= continuous] [Format=numeric] [Range= 50-15000000] [Missing=*]
Statistics [NW/ W]	[Valid=2884 /-] [Invalid=5545 /-] [Mean=356488.103 /-] [StdDev=807458.106 /-]

s5aq09_1: 9. Largest buyer (2018, full harvest, condition1)

Information	[Type= discrete] [Format=numeric] [Range= 1-96] [Missing=*]
Statistics [NW/ W]	[Valid=2884 /-] [Invalid=5545 /-]

Value	Label	Cases	Percentage
1	Government/ LC	4	0.1%
2	Private trader in local market/ village	2028	70.3%
3	Private trader in district market	432	15.0%
4	Consumer at market	232	8.0%
5	Neighbor/ Relative	166	5.8%
6	Other (specify)	0	
96	Other, specify	22	0.8%
Sysmiss		5545	

Warning: these figures indicate the number of cases found in the data file. They cannot be interpreted as summary statistics of the population of interest.

s5aq10_1: 10. Transport expenditure (2018, full harvest, condition1)

Information	[Type= continuous] [Format=numeric] [Range= 0-1200000] [Missing=*]
Statistics [NW/ W]	[Valid=2884 /-] [Invalid=5545 /-] [Mean=1910.371 /-] [StdDev=27926.257 /-]

s5aq11e_1: 11e.Decision maker type-use of crop sales earnings(2018,full harvest,condition1)

Information	[Type= discrete] [Format=numeric] [Range= 1-2] [Missing=*]
Statistics [NW/ W]	[Valid=2884 /-] [Invalid=5545 /-]

Value	Label	Cases	Percentage
1	single	1349	46.8%
2	jointly	1535	53.2%
Sysmiss		5545	

Warning: these figures indicate the number of cases found in the data file. They cannot be interpreted as summary statistics of the population of interest.

s5aq11f_1: 11f.Primary decision maker-use of crop sales earnings(2018,full harvest,condit1)

Information	[Type= discrete] [Format=numeric] [Range= 1-19] [Missing=*]
Statistics [NW/ W]	[Valid=1335 /-] [Invalid=7094 /-] [Mean=1.541 /-] [StdDev=1.292 /-]

Value	Label	Cases	Percentage
1		945	70.8%
2		280	21.0%
3		29	2.2%
4		24	1.8%
5		22	1.6%
6		15	1.1%

File : AGSEC5A

s5aq11f_1: 11f.Primary decision maker-use of crop sales earnings(2018,full harvest,condit1)

Value	Label	Cases	Percentage
7		13	1.0%
8		2	0.1%
9		1	0.1%
10		1	0.1%
11		1	0.1%
13		1	0.1%
19		1	0.1%
Sysmiss		7094	

Warning: these figures indicate the number of cases found in the data file. They cannot be interpreted as summary statistics of the population of interest.

s5aq11g_1: 11g.Decision maker-use of crop sales earnings-PID1(2018,full harvest,condition1)

Information	[Type= discrete] [Format=numeric] [Range= 1-10] [Missing=*]
Statistics [NW/ W]	[Valid=1508 /-] [Invalid=6921 /-] [Mean=1.147 /-] [StdDev=0.663 /-]

Value	Label	Cases	Percentage
1		1386	91.9%
2		81	5.4%
3		19	1.3%
4		6	0.4%
5		8	0.5%
6		2	0.1%
7		4	0.3%
10		2	0.1%
Sysmiss		6921	

Warning: these figures indicate the number of cases found in the data file. They cannot be interpreted as summary statistics of the population of interest.

s5aq11h_1: 11h.Decision maker-use of crop sales earnings-PID2(2018,full harvest,condition1)

Information	[Type= discrete] [Format=numeric] [Range= 2-19] [Missing=*]
Statistics [NW/ W]	[Valid=1388 /-] [Invalid=7041 /-] [Mean=2.63 /-] [StdDev=1.634 /-]

Value	Label	Cases	Percentage
2		1111	80.0%
3		79	5.7%
4		58	4.2%
5		46	3.3%
6		33	2.4%
7		23	1.7%
8		10	0.7%
9		10	0.7%
10		11	0.8%
11		2	0.1%
12		3	0.2%
13		1	0.1%
19		1	0.1%
Sysmiss		7041	

Warning: these figures indicate the number of cases found in the data file. They cannot be interpreted as summary statistics of the population of interest.

File : AGSEC5A

s5aq12_1: 12. Qty of harvest given out as gift or reimbursement(2018,full harvest,condit1)

Information	[Type= continuous] [Format=numeric] [Range= 0-500] [Missing=*]
Statistics [NW/ W]	[Valid=6977 /-] [Invalid=1452 /-] [Mean=1.421 /-] [StdDev=9.541 /-]

s5aq13_1: 13. Qty of harvest consumed by hh (2018,full harvest,condition1)

Information	[Type= continuous] [Format=numeric] [Range= 0-2500] [Missing=*]
Statistics [NW/ W]	[Valid=6977 /-] [Invalid=1452 /-] [Mean=13.017 /-] [StdDev=41.645 /-]

s5aq14a_1: 14a. Qty of harvest used for food products for sale(2018,full harvest,condit1)

Information	[Type= continuous] [Format=numeric] [Range= 0-1500] [Missing=*]
Statistics [NW/ W]	[Valid=6977 /-] [Invalid=1452 /-] [Mean=0.666 /-] [StdDev=19.404 /-]

s5aq14b_1: 14b. Qty of harvest used for animal feed (2018,full harvest,condition1)

Information	[Type= continuous] [Format=numeric] [Range= 0-260] [Missing=*]
Statistics [NW/ W]	[Valid=6977 /-] [Invalid=1452 /-] [Mean=0.0582 /-] [StdDev=3.242 /-]

s5aq15_1: 15. Qty of seed from the crop harvested saved for seed(2018,full harvest,cond1)

Information	[Type= continuous] [Format=numeric] [Range= 0-200] [Missing=*]
Statistics [NW/ W]	[Valid=6977 /-] [Invalid=1452 /-] [Mean=0.81 /-] [StdDev=5.837 /-]

s5aq16_1: 16. % of harvest lost to or wasted after harvest (2018,full harvest,condition1)

Information	[Type= continuous] [Format=numeric] [Range= 0-100] [Missing=*]
Statistics [NW/ W]	[Valid=6977 /-] [Invalid=1452 /-] [Mean=0.0748 /-] [StdDev=2.192 /-]

s5aq17_1: 17. Main reason for loss (2018,full harvest,condition1)

Information	[Type= discrete] [Format=numeric] [Range= 1-96] [Missing=*]
Statistics [NW/ W]	[Valid=20 /-] [Invalid=8409 /-]

Value	Label	Cases	Percentage
1	Insects	5	25.0%
2	Rodents	2	10.0%
3	Flood	0	
4	Stolen	6	30.0%
6	Other (specify)	0	
96	Other, specify	7	35.0%
Sysmiss		8409	

Warning: these figures indicate the number of cases found in the data file. They cannot be interpreted as summary statistics of the population of interest.

s5aq18_1: 18. Main method of storage for [crop] (2018,full harvest,condition1)

Information	[Type= discrete] [Format=numeric] [Range= 1-96] [Missing=*]
Statistics [NW/ W]	[Valid=6977 /-] [Invalid=1452 /-]

Value	Label	Cases	Percentage
1	Locally made traditional structure	40	0.6%
2	Improved locally made structure	22	0.3%
3	Modern store	11	0.2%
4	Sacks/ open drum	2735	39.2%
5	Airtight drum	23	0.3%
6	Unprotected pile	4065	58.3%
7	In ceiling of dwelling	20	0.3%

File : AGSEC5A

s5aq18_1: 18. Main method of storage for [crop] (2018,full harvest,condition1)

Value	Label	Cases	Percentage
96	Other (specify)	61	0.9%
Sysmiss		1452	

Warning: these figures indicate the number of cases found in the data file. They cannot be interpreted as summary statistics of the population of interest.

s5aq19_1: 19. Did you protect the stored [crop]? (2018,full harvest,condition1)

Information	[Type= discrete] [Format=numeric] [Range= 1-2] [Missing=*]
Statistics [NW/ W]	[Valid=6977 /-] [Invalid=1452 /-]

Value	Label	Cases	Percentage
1	Yes	689	9.9%
2	No	6288	90.1%
Sysmiss		1452	

Warning: these figures indicate the number of cases found in the data file. They cannot be interpreted as summary statistics of the population of interest.

s5aq20_1: 20. How did you protect the stored [crop]? (2018,full harvest,condition1)

Information	[Type= discrete] [Format=numeric] [Range= 1-96] [Missing=*]
Statistics [NW/ W]	[Valid=689 /-] [Invalid=7740 /-]

Value	Label	Cases	Percentage
1	Spraying	23	3.3%
2	Smoking	0	
3	chemical pepper	4	0.6%
4	sun-drying	643	93.3%
6	Other (specify)	0	
96	Other, specify	19	2.8%
Sysmiss		7740	

Warning: these figures indicate the number of cases found in the data file. They cannot be interpreted as summary statistics of the population of interest.

s5aq21_1: 21. Qty of harvest still stored by hh (2018,full harvest,condition1)

Information	[Type= continuous] [Format=numeric] [Range= 0-550] [Missing=*]
Statistics [NW/ W]	[Valid=6977 /-] [Invalid=1452 /-] [Mean=0.699 /-] [StdDev=10.205 /-]

s5aq22_1: 22. If no harvest, what was the main reason?(2018,full harvest,condition1)

Information	[Type= discrete] [Format=numeric] [Range= 1-96] [Missing=*]
Statistics [NW/ W]	[Valid=411 /-] [Invalid=8018 /-]

Value	Label	Cases	Percentage
1	Pests	25	6.1%
2	Animals	18	4.4%
3	Floods	18	4.4%
4	Drought	293	71.3%
5	Hailstones	10	2.4%
6	Other (Specify)	0	
96	Other, specify	47	11.4%
Sysmiss		8018	

Warning: these figures indicate the number of cases found in the data file. They cannot be interpreted as summary statistics of the population of interest.

File : AGSEC5A

s5aq23a_1: 23a. Did you harvest any crop residue? (2018,full harvest,condition1)

Information	[Type= discrete] [Format=numeric] [Range= 1-3] [Missing=*]
Statistics [NW/ W]	[Valid=7389 /-] [Invalid=1040 /-]

Value	Label	Cases	Percentage
1	Yes - Harvested	1577	21.3%
2	No - Residues Left in the field	3040	41.1%
3	No - No residues	2772	37.5%
Sysmiss		1040	

Warning: these figures indicate the number of cases found in the data file. They cannot be interpreted as summary statistics of the population of interest.

s5aq23b_1: 23b. Main use of crop residue (2018,full harvest,condition1)

Information	[Type= discrete] [Format=numeric] [Range= 1-96] [Missing=*]
Statistics [NW/ W]	[Valid=1577 /-] [Invalid=6852 /-]

Value	Label	Cases	Percentage
1	Animal feed	493	31.3%
2	Fuel	301	19.1%
3	Thatching/ Other HH Items (e.g. Mats)	3	0.2%
4	Mulching	460	29.2%
96	Other Specify	320	20.3%
Sysmiss		6852	

Warning: these figures indicate the number of cases found in the data file. They cannot be interpreted as summary statistics of the population of interest.

s5aq06b_2: 6b. Unit of harvest (2018, full harvest, condition2)

Information	[Type= discrete] [Format=numeric] [Range= 1-122] [Missing=*]
Statistics [NW/ W]	[Valid=1380 /-] [Invalid=7049 /-]

Value	Label	Cases	Percentage
1	Kilogram (KG)	445	32.2%
9	Sack (120 kgs)	31	2.2%
10	Sack (100 kgs)	306	22.2%
12	Sack (50 kgs)	44	3.2%
14	Jerrican (20 lts)	5	0.4%
15	Jerrican(10 lts)	3	0.2%
16	Jerrican (5 lts)	0	
17	Jerrican (3 lts)	0	
18	Jerrican (2 lts)	2	0.1%
20	Tin (20 lts)	175	12.7%
21	Tin (5 lts)	2	0.1%
22	Plastic Basin (15 lts)	190	13.8%
29	Kimbo/Cowboy/Blueband Tin (2 kg)	0	
30	Kimbo/Cowboy/Blueband Tin (1 kg)	1	0.1%
31	Kimbo/Cowboy/Blueband Tin (0.5 kg)	2	0.1%
32	Cup/Mug(0.5 lt)	1	0.1%
37	Basket (20 kg)	18	1.3%
38	Basket (10 kg)	31	2.2%
39	Basket (5 kg)	19	1.4%

File : AGSEC5A

s5aq06b_2: 6b. Unit of harvest (2018, full harvest, condition2)

Value	Label	Cases	Percentage
40	Basket (2 kg)	0	
67	Bunch (Big)	10	0.7%
68	Bunch (Medium)	19	1.4%
69	Bunch (Small)	71	5.1%
83	Tobacco leaf (Number)	0	
87	Piece (Large)	1	0.1%
88	Piece (Medium)	0	
89	Piece (Small)	1	0.1%
90	Heap (Large)	1	0.1%
91	Heap (Medium)	2	0.1%
92	Heap (Small)	0	
93	Cluster (Large)	0	
94	Cluster (Medium)	0	
95	Cluster (Small)	0	
107	Nice cup (Large)	0	
108	Nice cup (Medium)	0	
109	Nice cup (Small)	0	
119	Nomi Tin (1 kg)	0	
120	Nomi Tin (0.5 kg)	0	
121	Nomi Tin (0.25 kg)	0	
122	Nido Tin (0.4 kg)	0	
Sysmiss		7049	

Warning: these figures indicate the number of cases found in the data file. They cannot be interpreted as summary statistics of the population of interest.

s5aq06a_2: 6a. Qty of harvest (2018, full harvest, condition2)

Information	[Type= continuous] [Format=numeric] [Range= 0-4000] [Missing=*]
Statistics [NW/ W]	[Valid=1382 /-] [Invalid=7047 /-] [Mean=49.523 /-] [StdDev=177.833 /-]

s5aq06c_2: 6c. Condition/state of crop harvested (2018, full harvest, condition2)

Information	[Type= discrete] [Format=numeric] [Range= 11-99] [Missing=*]
Statistics [NW/ W]	[Valid=1381 /-] [Invalid=7048 /-]

Value	Label	Cases	Percentage
11	Green harvested - with shell/cob and with stalk	0	
12	Green harvested - with shell/cob without stalk	0	
13	Green harvested - in the cob	15	1.1%
14	Green harvested - in the pods	5	0.4%
20	Fresh/raw harvested - state not applicable	96	7.0%
21	Fresh/raw harvested - with shell/cob and with stalk	4	0.3%
22	Fresh/raw harvested - with shell/cob without stalk	16	1.2%
23	Fresh/raw harvested - in the cob	36	2.6%
24	Fresh/raw harvested - in pods	15	1.1%
31	Dry at harvest - with shell/cob and with stalk	0	
32	Dry at harvest - with shell	0	
33	Dry at harvest - in the cob	4	0.3%

File : AGSEC5A

s5aq06c_2: 6c. Condition/state of crop harvested (2018, full harvest, condition2)

Value	Label	Cases	Percentage
35	Dry at harvest - grain	131	9.5%
40	Dry after additional drying - state not applicable	63	4.6%
41	Dry after additional drying - with shell and with stalk	0	
42	Dry after additional drying - with shell	1	0.1%
43	Dry after additional drying - in the cob	10	0.7%
44	Dry after additional drying - In pods or shell/husks	11	0.8%
45	Dry - grain	958	69.4%
99	Not Applicable	16	1.2%
Sysmiss		7048	

Warning: these figures indicate the number of cases found in the data file. They cannot be interpreted as summary statistics of the population of interest.

s5aq06d_2: 6d. Conversion faction into kg (2018, full harvest, condition2)

Information	[Type= continuous] [Format=numeric] [Range= 0.5-2018] [Missing=*]
Statistics [NW/ W]	[Valid=936 /-] [Invalid=7493 /-] [Mean=50.037 /-] [StdDev=77.265 /-]

s5aq06e_2: 6e. Month harvest began (2018, full harvest, condition2)

Information	[Type= discrete] [Format=numeric] [Range= 1-12] [Missing=*]
Statistics [NW/ W]	[Valid=1381 /-] [Invalid=7048 /-]

Value	Label	Cases	Percentage
1	January	184	13.3%
2	February	38	2.8%
3	March	10	0.7%
4	April	3	0.2%
5	May	5	0.4%
6	June	19	1.4%
7	July	81	5.9%
8	August	19	1.4%
9	September	12	0.9%
10	October	87	6.3%
11	November	306	22.2%
12	December	617	44.7%
Sysmiss		7048	

Warning: these figures indicate the number of cases found in the data file. They cannot be interpreted as summary statistics of the population of interest.

s5aq06e_1_2: 6e1. Year harvest began (2018, full harvest, condition2)

Information	[Type= continuous] [Format=numeric] [Range= 100-2019] [Missing=*]
Statistics [NW/ W]	[Valid=1381 /-] [Invalid=7048 /-] [Mean=2016.782 /-] [StdDev=51.618 /-]

s5aq06f_2: 6f. Month harvest ended (2018, full harvest, condition2)

Information	[Type= discrete] [Format=numeric] [Range= 1-12] [Missing=*]
Statistics [NW/ W]	[Valid=1381 /-] [Invalid=7048 /-]

Value	Label	Cases	Percentage
1	Jan	201	14.6%
2	Feb	52	3.8%
3	Mar	14	1.0%

File : AGSEC5A














s5aq06f_2: 6f. Month harvest ended (2018, full harvest, condition2)

Value	Label	Cases	Percentage
4	Apr	10	<div></div> 0.7%
5	May	9	<div></div> 0.7%
6	Jun	8	<div></div> 0.6%
7	Jul	6	<div></div> 0.4%
8	Aug	8	<div></div> 0.6%
9	Sep	4	<div></div> 0.3%
10	Oct	55	<div></div> 4.0%
11	Nov	250	<div></div> 18.1%
12	Dec	764	<div></div> 55.3%
Sysmiss		7048	

Warning: these figures indicate the number of cases found in the data file. They cannot be interpreted as summary statistics of the population of interest.

# s5aq06f_1_2: 6f1. Year harvest ended (2018, full harvest, condition2)			
Information	[Type= continuous] [Format=numeric] [Range= 100-2019] [Missing=*]		
Statistics [NW/ W]	[Valid=1381 /-] [Invalid=7048 /-] [Mean=2016.831 /-] [StdDev=51.62 /-]		
# s5aq06a_1_2: 6a1. Type of decision maker for use of crop output(2018,full harvest,condition2)			
Information	[Type= discrete] [Format=numeric] [Range= 1-2] [Missing=*]		
Statistics [NW/ W]	[Valid=1381 /-] [Invalid=7048 /-]		
Value	Label	Cases	Percentage
1	Single member	706	<div><div></div></div> 51.1%
2	Jointly	675	<div><div></div></div> 48.9%
Sysmiss		7048	
Warning: these figures indicate the number of cases found in the data file. They cannot be interpreted as summary statistics of the population of interest.			
# s5aq06a_2_2: 6a2. Primary decision maker for use of crop output(2018,full harvest,condition2)			
Information	[Type= discrete] [Format=numeric] [Range= 1-11] [Missing=*]		
Statistics [NW/ W]	[Valid=674 /-] [Invalid=7755 /-] [Mean=1.657 /-] [StdDev=1.227 /-]		
Value	Label	Cases	Percentage
1		406	<div><div></div></div> 60.2%
2		201	<div><div></div></div> 29.8%
3		27	<div><div></div></div> 4.0%
4		11	<div><div></div></div> 1.6%
5		11	<div><div></div></div> 1.6%
6		7	<div><div></div></div> 1.0%
7		7	<div><div></div></div> 1.0%
8		1	<div><div></div></div> 0.1%
9		1	<div><div></div></div> 0.1%
10		1	<div><div></div></div> 0.1%
11		1	<div><div></div></div> 0.1%
Sysmiss		7755	
Warning: these figures indicate the number of cases found in the data file. They cannot be interpreted as summary statistics of the population of interest.			
# s5aq06a3_2: 6a3. Decision maker for use of crop output - PID1(2018,full harvest,condition2)			
Information	[Type= discrete] [Format=numeric] [Range= 1-11] [Missing=*]		
Statistics [NW/ W]	[Valid=654 /-] [Invalid=7775 /-] [Mean=1.154 /-] [StdDev=0.661 /-]		
Value	Label	Cases	Percentage
1		591	<div><div></div></div> 90.4%
2		46	<div><div></div></div> 7.0%
3		10	<div><div></div></div> 1.5%
4		2	<div><div></div></div> 0.3%
5		3	<div><div></div></div> 0.5%
8		1	<div><div></div></div> 0.2%
11		1	<div><div></div></div> 0.2%
Sysmiss		7775	
Warning: these figures indicate the number of cases found in the data file. They cannot be interpreted as summary statistics of the population of interest.			
# s5aq06a4_2: 6a4. Decision maker for use of crop output - PID2(2018,full harvest,condition2)			
Information	[Type= discrete] [Format=numeric] [Range= 2-14] [Missing=*]		
Statistics [NW/ W]	[Valid=608 /-] [Invalid=7821 /-] [Mean=2.669 /-] [StdDev=1.648 /-]		

s5aq06a4_2: 6a4. Decision maker for use of crop output - PID2(2018,full harvest,condition2)

Value	Label	Cases	Percentage
2		475	 78.1%
3		45	 7.4%
4		19	 3.1%
5		23	 3.8%
6		16	 2.6%
7		16	 2.6%
8		6	 1.0%
9		1	 0.2%
10		1	 0.2%
11		3	 0.5%
12		1	 0.2%
13		1	 0.2%
14		1	 0.2%
Sysmiss		7821	











Warning: these figures indicate the number of cases found in the data file. They cannot be interpreted as summary statistics of the population of interest.

s5aq07a_2: 7a. Qty of crop sold (2018, full harvest, condition2)

Information	[Type= continuous] [Format=numeric] [Range= 0-4000] [Missing=*]
Statistics [NW/ W]	[Valid=1381 /-] [Invalid=7048 /-] [Mean=29.377 /-] [StdDev=164.085 /-]

s5aq07b_2: 7b. Condition/state of crop sold (2018, full harvest, condition2)

Information	[Type= discrete] [Format=numeric] [Range= 11-99] [Missing=*]
Statistics [NW/ W]	[Valid=573 /-] [Invalid=7856 /-]

Value	Label	Cases	Percentage
11	Green harvested - with shell/cob and with stalk	0	
12	Green harvested - with shell/cob without stalk	0	
13	Green harvested - in the cob	0	
14	Green harvested - in the pods	2	 0.3%
20	Fresh/raw harvested - state not applicable	25	 4.4%
21	Fresh/raw harvested - with shell/cob and with stalk	0	
22	Fresh/raw harvested - with shell/cob without stalk	2	 0.3%
23	Fresh/raw harvested - in the cob	0	
24	Fresh/raw harvested - in pods	2	 0.3%
31	Dry at harvest - with shell/cob and with stalk	0	
32	Dry at harvest - with shell	0	
33	Dry at harvest - in the cob	0	
35	Dry at harvest - grain	53	 9.2%
40	Dry after additional drying - state not applicable	25	 4.4%
41	Dry after additional drying - with shell and with stalk	0	
42	Dry after additional drying - with shell	0	
43	Dry after additional drying - in the cob	1	 0.2%
44	Dry after additional drying - In pods or shell/husks	11	 1.9%
45	Dry - grain	440	 76.8%
99	Not Applicable	12	 2.1%
Sysmiss		7856	

Warning: these figures indicate the number of cases found in the data file. They cannot be interpreted as summary statistics of the population of interest.

s5aq07c_2: 7c. Unit of crop sold (2018, full harvest, condition2)

Information [Type= discrete] [Format=numeric] [Range= 1-122] [Missing=*]

Statistics [NW/ W] [Valid=572 /-] [Invalid=7857 /-]

Value	Label	Cases	Percentage
1	Kilogram (KG)	190	33.2%
9	Sack (120 kgs)	18	3.1%
10	Sack (100 kgs)	204	35.7%
12	Sack (50 kgs)	10	1.7%
14	Jerrican (20 lts)	1	0.2%
15	Jerrican(10 lts)	0	
16	Jerrican (5 lts)	0	
17	Jerrican (3 lts)	0	
18	Jerrican (2 lts)	0	
20	Tin (20 lts)	55	9.6%
21	Tin (5 lts)	0	
22	Plastic Basin (15 lts)	53	9.3%
29	Kimbo/Cowboy/Blueband Tin (2 kg)	0	
30	Kimbo/Cowboy/Blueband Tin (1 kg)	0	
31	Kimbo/Cowboy/Blueband Tin (0.5 kg)	0	
32	Cup/Mug(0.5 lt)	0	
37	Basket (20 kg)	8	1.4%
38	Basket (10 kg)	0	
39	Basket (5 kg)	0	
40	Basket (2 kg)	0	
67	Bunch (Big)	9	1.6%
68	Bunch (Medium)	7	1.2%
69	Bunch (Small)	16	2.8%
83	Tobacco leaf (Number)	0	
87	Piece (Large)	0	
88	Piece (Medium)	0	
89	Piece (Small)	1	0.2%
90	Heap (Large)	0	
91	Heap (Medium)	0	
92	Heap (Small)	0	
93	Cluster (Large)	0	
94	Cluster (Medium)	0	
95	Cluster (Small)	0	
107	Nice cup (Large)	0	
108	Nice cup (Medium)	0	
109	Nice cup (Small)	0	
119	Nomi Tin (1 kg)	0	
120	Nomi Tin (0.5 kg)	0	
121	Nomi Tin (0.25 kg)	0	
122	Nido Tin (0.4 kg)	0	
Sysmiss		7857	

Warning: these figures indicate the number of cases found in the data file. They cannot be interpreted as summary statistics of the population of interest.

# s5aq08_2: 8. Value of crop sold (UShs) (2018, full harvest, condition2)			
Information	[Type= continuous] [Format=numeric] [Range= 3000-9000000] [Missing=*]		
Statistics [NW/ W]	[Valid=573 -/] [Invalid=7856 -/] [Mean=227103.106 -/] [StdDev=617957.047 -/]		
# s5aq09_2: 9. Largest buyer (2018, full harvest, condition2)			
Information	[Type= discrete] [Format=numeric] [Range= 1-96] [Missing=*]		
Statistics [NW/ W]	[Valid=573 -/] [Invalid=7856 -/]		
Value	Label	Cases	Percentage
1	Government/ LC	1	0.2%
2	Private trader in local market/ village	461	80.5%
3	Private trader in district market	78	13.6%
4	Consumer at market	16	2.8%
5	Neighbor/ Relative	16	2.8%
6	Other (specify)	0	
96	Other, specify	1	0.2%
Sysmiss		7856	
Warning: these figures indicate the number of cases found in the data file. They cannot be interpreted as summary statistics of the population of interest.			
# s5aq10_2: 10. Transport expenditure (2018, full harvest, condition2)			
Information	[Type= continuous] [Format=numeric] [Range= 0-200000] [Missing=*]		
Statistics [NW/ W]	[Valid=573 -/] [Invalid=7856 -/] [Mean=1061.082 -/] [StdDev=10847.711 -/]		
# s5aq11e_2: 11e.Decision maker type-use of crop sales earnings(2018,full harvest,condition2)			
Information	[Type= discrete] [Format=numeric] [Range= 1-2] [Missing=*]		
Statistics [NW/ W]	[Valid=573 -/] [Invalid=7856 -/]		
Value	Label	Cases	Percentage
1	single	250	43.6%
2	jointly	323	56.4%
Sysmiss		7856	
Warning: these figures indicate the number of cases found in the data file. They cannot be interpreted as summary statistics of the population of interest.			
# s5aq11f_2: 11f.Primary decision maker-use of crop sales earnings(2018,full harvest,condit2)			
Information	[Type= discrete] [Format=numeric] [Range= 1-10] [Missing=*]		
Statistics [NW/ W]	[Valid=233 -/] [Invalid=8196 -/] [Mean=1.575 -/] [StdDev=1.24 -/]		
Value	Label	Cases	Percentage
1		153	65.7%
2		63	27.0%
3		5	2.1%
4		2	0.9%
5		5	2.1%
7		3	1.3%
9		1	0.4%
10		1	0.4%
Sysmiss		8196	
Warning: these figures indicate the number of cases found in the data file. They cannot be interpreted as summary statistics of the population of interest.			
# s5aq11g_2: 11g.Decision maker-use of crop sales earnings-PID1(2018,full harvest,condition2)			
Information	[Type= discrete] [Format=numeric] [Range= 1-11] [Missing=*]		
Statistics [NW/ W]	[Valid=305 -/] [Invalid=8124 -/] [Mean=1.154 -/] [StdDev=0.716 -/]		

# s5aq11g_2: 11g.Decision maker-use of crop sales earnings-PID1(2018,full harvest,condition2)			
Value	Label	Cases	Percentage
1		276	<div><div></div></div> 90.5%
2		22	<div><div></div></div> 7.2%
3		4	<div><div></div></div> 1.3%
4		1	<div><div></div></div> 0.3%
5		1	<div><div></div></div> 0.3%
11		1	<div><div></div></div> 0.3%
Sysmiss		8124	
Warning: these figures indicate the number of cases found in the data file. They cannot be interpreted as summary statistics of the population of interest.			
# s5aq11h_2: 11h.Decision maker-use of crop sales earnings-PID2(2018,full harvest,condition2)			
Information	[Type= discrete] [Format=numeric] [Range= 2-13] [Missing=*]		
Statistics [NW/ W]	[Valid=280 /-] [Invalid=8149 /-] [Mean=2.529 /-] [StdDev=1.357 /-]		
Value	Label	Cases	Percentage
2		226	<div><div></div></div> 80.7%
3		19	<div><div></div></div> 6.8%
4		8	<div><div></div></div> 2.9%
5		10	<div><div></div></div> 3.6%
6		9	<div><div></div></div> 3.2%
7		6	<div><div></div></div> 2.1%
8		1	<div><div></div></div> 0.4%
13		1	<div><div></div></div> 0.4%
Sysmiss		8149	
Warning: these figures indicate the number of cases found in the data file. They cannot be interpreted as summary statistics of the population of interest.			
# s5aq12_2: 12. Qty of harvest given out as gift or reimbursement(2018,full harvest,condit2)			
Information	[Type= continuous] [Format=numeric] [Range= 0-450] [Missing=*]		
Statistics [NW/ W]	[Valid=1381 /-] [Invalid=7048 /-] [Mean=1.708 /-] [StdDev=13.552 /-]		
# s5aq13_2: 13. Qty of harvest consumed by hh (2018,full harvest,condition2)			
Information	[Type= continuous] [Format=numeric] [Range= 0-450] [Missing=*]		
Statistics [NW/ W]	[Valid=1381 /-] [Invalid=7048 /-] [Mean=13.771 /-] [StdDev=27.895 /-]		
# s5aq14a_2: 14a. Qty of harvest used for food products for sale(2018,full harvest,condit2)			
Information	[Type= continuous] [Format=numeric] [Range= 0-150] [Missing=*]		
Statistics [NW/ W]	[Valid=1381 /-] [Invalid=7048 /-] [Mean=0.171 /-] [StdDev=4.244 /-]		
# s5aq14b_2: 14b. Qty of harvest used for animal feed (2018,full harvest,condition2)			
Information	[Type= continuous] [Format=numeric] [Range= 0-100] [Missing=*]		
Statistics [NW/ W]	[Valid=1381 /-] [Invalid=7048 /-] [Mean=0.168 /-] [StdDev=3.827 /-]		
# s5aq15_2: 15. Qty of seed from the crop harvested saved for seed(2018,full harvest,cond2)			
Information	[Type= continuous] [Format=numeric] [Range= 0-120] [Missing=*]		
Statistics [NW/ W]	[Valid=1381 /-] [Invalid=7048 /-] [Mean=3.292 /-] [StdDev=8.476 /-]		
# s5aq16_2: 16. % of harvest lost to or wasted after harvest (2018,full harvest,condition2)			
Information	[Type= continuous] [Format=numeric] [Range= 0-100] [Missing=*]		
Statistics [NW/ W]	[Valid=1381 /-] [Invalid=7048 /-] [Mean=0.0981 /-] [StdDev=2.756 /-]		

# s5aq17_2: 17. Main reason for loss (2018,full harvest,condition2)			
Information	[Type= discrete] [Format=numeric] [Range= 1-96] [Missing=*]		
Statistics [NW/ W]	[Valid=6 /-] [Invalid=8423 /-]		
Value	Label	Cases	Percentage
1	Insects	1	<div><div></div></div> 16.7%
2	Rodents	2	<div><div></div></div> 33.3%
3	Flood	0	
4	Stolen	3	<div><div></div></div> 50.0%
6	Other (specify)	0	
96	Other, specify	0	
Sysmiss		8423	
Warning: these figures indicate the number of cases found in the data file. They cannot be interpreted as summary statistics of the population of interest.			
# s5aq18_2: 18. Main method of storage for [crop] (2018,full harvest,condition2)			
Information	[Type= discrete] [Format=numeric] [Range= 1-96] [Missing=*]		
Statistics [NW/ W]	[Valid=1381 /-] [Invalid=7048 /-]		
Value	Label	Cases	Percentage
1	Locally made traditional structure	2	0.1%
2	Improved locally made structure	2	0.1%
3	Modern store	2	0.1%
4	Sacks/ open drum	972	<div><div></div></div> 70.4%
5	Airtight drum	7	0.5%
6	Unprotected pile	392	<div><div></div></div> 28.4%
7	In ceiling of dwelling	2	0.1%
96	Other (specify)	2	0.1%
Sysmiss		7048	
Warning: these figures indicate the number of cases found in the data file. They cannot be interpreted as summary statistics of the population of interest.			
# s5aq19_2: 19. Did you protect the stored [crop]? (2018,full harvest,condition2)			
Information	[Type= discrete] [Format=numeric] [Range= 1-2] [Missing=*]		
Statistics [NW/ W]	[Valid=1381 /-] [Invalid=7048 /-]		
Value	Label	Cases	Percentage
1	Yes	475	<div><div></div></div> 34.4%
2	No	906	<div><div></div></div> 65.6%
Sysmiss		7048	
Warning: these figures indicate the number of cases found in the data file. They cannot be interpreted as summary statistics of the population of interest.			
# s5aq20_2: 20. How did you protect the stored [crop]? (2018,full harvest,condition2)			
Information	[Type= discrete] [Format=numeric] [Range= 1-96] [Missing=*]		
Statistics [NW/ W]	[Valid=475 /-] [Invalid=7954 /-]		
Value	Label	Cases	Percentage
1	Spraying	11	<div><div></div></div> 2.3%
2	Smoking	0	
3	chemical pepper	5	<div><div></div></div> 1.1%
4	sun-drying	446	<div><div></div></div> 93.9%
6	Other (specify)	0	
96	Other, specify	13	<div><div></div></div> 2.7%

# s5aq20_2: 20. How did you protect the stored [crop]? (2018,full harvest,condition2)			
Value	Label	Cases	Percentage
Sysmiss		7954	
Warning: these figures indicate the number of cases found in the data file. They cannot be interpreted as summary statistics of the population of interest.			
# s5aq21_2: 21. Qty of harvest still stored by hh (2018,full harvest,condition2)			
Information	[Type= continuous] [Format=numeric] [Range= 0-150] [Missing=*]		
Statistics [NW/ W]	[Valid=1381 /-] [Invalid=7048 /-] [Mean=0.889 /-] [StdDev=7.286 /-]		
# s5aq23a_2: 23a. Did you harvest any crop residue? (2018,full harvest,condition2)			
Information	[Type= discrete] [Format=numeric] [Range= 1-3] [Missing=*]		
Statistics [NW/ W]	[Valid=1381 /-] [Invalid=7048 /-]		
Value	Label	Cases	Percentage
1	Yes - Harvested	404	<div></div> 29.3%
2	No - Residues Left in the field	513	<div></div> 37.1%
3	No - No residues	464	<div></div> 33.6%
Sysmiss		7048	
Warning: these figures indicate the number of cases found in the data file. They cannot be interpreted as summary statistics of the population of interest.			
# s5aq23b_2: 23b. Main use of crop residue (2018,full harvest,condition2)			
Information	[Type= discrete] [Format=numeric] [Range= 1-96] [Missing=*]		
Statistics [NW/ W]	[Valid=404 /-] [Invalid=8025 /-]		
Value	Label	Cases	Percentage
1	Animal feed	15	<div></div> 3.7%
2	Fuel	107	<div></div> 26.5%
3	Thatching/ Other HH Items (e.g. Mats)	0	
4	Mulching	227	<div></div> 56.2%
96	Other Specify	55	<div></div> 13.6%
Sysmiss		8025	
Warning: these figures indicate the number of cases found in the data file. They cannot be interpreted as summary statistics of the population of interest.			
# harvest1: 5.3 Did you harvest %rosteritle% from this plot? 5A1 - Partial harvest			
Information	[Type= discrete] [Format=numeric] [Range= 1-2] [Missing=*]		
Statistics [NW/ W]	[Valid=100 /-] [Invalid=8329 /-]		
Value	Label	Cases	Percentage
1	Yes	95	<div></div> 95.0%
2	No	5	<div></div> 5.0%
Sysmiss		8329	
Warning: these figures indicate the number of cases found in the data file. They cannot be interpreted as summary statistics of the population of interest.			
# s5aq06b_11: 6b. Unit of harvest (2018, part harvest, condition1)			
Information	[Type= discrete] [Format=numeric] [Range= 1-122] [Missing=*]		
Statistics [NW/ W]	[Valid=94 /-] [Invalid=8335 /-]		
Value	Label	Cases	Percentage
1	Kilogram (KG)	0	
9	Sack (120 kgs)	7	<div></div> 7.4%
10	Sack (100 kgs)	56	<div></div> 59.6%
12	Sack (50 kgs)	7	<div></div> 7.4%
14	Jerrican (20 lts)	0	

# s5aq06b_11: 6b. Unit of harvest (2018, part harvest, condition1)				
Value	Label	Cases	Percentage	
15	Jerrican(10 lts)	0		
16	Jerrican (5 lts)	0		
17	Jerrican (3 lts)	0		
18	Jerrican (2 lts)	0		
20	Tin (20 lts)	4		
21	Tin (5 lts)	0		
22	Plastic Basin (15 lts)	15	<div></div> 16.0%	
29	Kimbo/Cowboy/Blueband Tin (2 kg)	0		
30	Kimbo/Cowboy/Blueband Tin (1 kg)	0		
31	Kimbo/Cowboy/Blueband Tin (0.5 kg)	0		
32	Cup/Mug(0.5 lt)	0		
37	Basket (20 kg)	1		
38	Basket (10 kg)	1	<div></div> 1.1%	
39	Basket (5 kg)	0		
40	Basket (2 kg)	1	<div></div> 1.1%	
67	Bunch (Big)	0		
68	Bunch (Medium)	0		
69	Bunch (Small)	0		
83	Tobacco leaf (Number)	0		
87	Piece (Large)	0		
88	Piece (Medium)	1	<div></div> 1.1%	
89	Piece (Small)	0		
90	Heap (Large)	1	<div></div> 1.1%	
91	Heap (Medium)	0		
92	Heap (Small)	0		
93	Cluster (Large)	0		
94	Cluster (Medium)	0		
95	Cluster (Small)	0		
107	Nice cup (Large)	0		
108	Nice cup (Medium)	0		
109	Nice cup (Small)	0		
119	Nomi Tin (1 kg)	0		
120	Nomi Tin (0.5 kg)	0		
121	Nomi Tin (0.25 kg)	0		
122	Nido Tin (0.4 kg)	0		
Sysmiss		8335		
Warning: these figures indicate the number of cases found in the data file. They cannot be interpreted as summary statistics of the population of interest.				
# s5aq06a_11: 6a. Qty of harvest (2018, part harvest, condition1)				
Information	[Type= continuous] [Format=numeric] [Range= 0-33] [Missing=*]			
Statistics [NW/ W]	[Valid=97 /-] [Invalid=8332 /-] [Mean=4.889 /-] [StdDev=5.575 /-]			
# s5aq06c_11: 6c. Condition/state of crop harvested (2018, part harvest, condition1)				
Information	[Type= discrete] [Format=numeric] [Range= 11-99] [Missing=*]			
Statistics [NW/ W]	[Valid=94 /-] [Invalid=8335 /-]			

s5aq06c_11: 6c. Condition/state of crop harvested (2018, part harvest, condition1)

Value	Label	Cases	Percentage
11	Green harvested - with shell/cob and with stalk	0	
12	Green harvested - with shell/cob without stalk	0	
13	Green harvested - in the cob	0	
14	Green harvested - in the pods	0	
20	Fresh/raw harvested - state not applicable	60	63.8%
21	Fresh/raw harvested - with shell/cob and with stalk	0	
22	Fresh/raw harvested - with shell/cob without stalk	0	
23	Fresh/raw harvested - in the cob	0	
24	Fresh/raw harvested - in pods	0	
31	Dry at harvest - with shell/cob and with stalk	0	
32	Dry at harvest - with shell	0	
33	Dry at harvest - in the cob	0	
35	Dry at harvest - grain	0	
40	Dry after additional drying - state not applicable	33	35.1%
41	Dry after additional drying - with shell and with stalk	0	
42	Dry after additional drying - with shell	0	
43	Dry after additional drying - in the cob	0	
44	Dry after additional drying - In pods or shell/husks	0	
45	Dry - grain	1	1.1%
99	Not Applicable	0	
Sysmiss		8335	

Warning: these figures indicate the number of cases found in the data file. They cannot be interpreted as summary statistics of the population of interest.

s5aq06d_11: 6d. Conversion faction into kg (2018, part harvest, condition1)

Information	[Type= continuous] [Format=numeric] [Range= 1.5-2019] [Missing=*]
Statistics [NW/ W]	[Valid=94 /-] [Invalid=8335 /-] [Mean=89.41 /-] [StdDev=205.043 /-]

s5aq06e_11: 6e. Month harvest began (2018, part harvest, condition1)

Information	[Type= discrete] [Format=numeric] [Range= 1-12] [Missing=*]
Statistics [NW/ W]	[Valid=94 /-] [Invalid=8335 /-]

Value	Label	Cases	Percentage
1	January	12	12.8%
2	February	5	5.3%
3	March	5	5.3%
4	April	12	12.8%
5	May	16	17.0%
6	June	4	4.3%
7	July	9	9.6%
8	August	9	9.6%
9	September	10	10.6%
10	October	1	1.1%
11	November	5	5.3%
12	December	6	6.4%
Sysmiss		8335	

Warning: these figures indicate the number of cases found in the data file. They cannot be interpreted as summary statistics of the population of interest.

# s5aq06e_1_11: 6e1. Year harvest began (2018, part harvest, condition1)			
Information	[Type= discrete] [Format=numeric] [Range= 2018-2019] [Missing=*]		
Statistics [NW/ W]	[Valid=94 /-] [Invalid=8335 /-] [Mean=2018.809 /-] [StdDev=0.396 /-]		
Value	Label	Cases	Percentage
2018		18	<div><div></div></div> 19.1%
2019		76	<div><div></div></div> 80.9%
Sysmiss		8335	
Warning: these figures indicate the number of cases found in the data file. They cannot be interpreted as summary statistics of the population of interest.			
# s5aq06f_11: 6f. Month harvest ended (2018, part harvest, condition1)			
Information	[Type= discrete] [Format=numeric] [Range= 1-12] [Missing=*]		
Statistics [NW/ W]	[Valid=94 /-] [Invalid=8335 /-]		
Value	Label	Cases	Percentage
1	Jan	7	<div><div></div></div> 7.4%
2	Feb	5	<div><div></div></div> 5.3%
3	Mar	5	<div><div></div></div> 5.3%
4	Apr	3	<div><div></div></div> 3.2%
5	May	4	<div><div></div></div> 4.3%
6	Jun	14	<div><div></div></div> 14.9%
7	Jul	9	<div><div></div></div> 9.6%
8	Aug	7	<div><div></div></div> 7.4%
9	Sep	5	<div><div></div></div> 5.3%
10	Oct	5	<div><div></div></div> 5.3%
11	Nov	11	<div><div></div></div> 11.7%
12	Dec	19	<div><div></div></div> 20.2%
Sysmiss		8335	
Warning: these figures indicate the number of cases found in the data file. They cannot be interpreted as summary statistics of the population of interest.			
# s5aq06f_1_11: 6f1. Year harvest ended (2018, part harvest, condition1)			
Information	[Type= discrete] [Format=numeric] [Range= 2018-2020] [Missing=*]		
Statistics [NW/ W]	[Valid=94 /-] [Invalid=8335 /-] [Mean=2019.064 /-] [StdDev=0.322 /-]		
Value	Label	Cases	Percentage
2018		2	<div><div></div></div> 2.1%
2019		84	<div><div></div></div> 89.4%
2020		8	<div><div></div></div> 8.5%
Sysmiss		8335	
Warning: these figures indicate the number of cases found in the data file. They cannot be interpreted as summary statistics of the population of interest.			
# s5aq06a_1_11: 6a1. Type of decision maker for use of crop output(2018,part harvest,condition1)			
Information	[Type= discrete] [Format=numeric] [Range= 1-2] [Missing=*]		
Statistics [NW/ W]	[Valid=94 /-] [Invalid=8335 /-]		
Value	Label	Cases	Percentage
1	Single member	44	<div><div></div></div> 46.8%
2	Jointly	50	<div><div></div></div> 53.2%
Sysmiss		8335	
Warning: these figures indicate the number of cases found in the data file. They cannot be interpreted as summary statistics of the population of interest.			

# s5aq06a_2_11: 6a2. Primary decision maker for use of crop output(2018,part harvest,condition1)			
Information	[Type= discrete] [Format=numeric] [Range= 1-7] [Missing=*]		
Statistics [NW/ W]	[Valid=43 /-] [Invalid=8386 /-] [Mean=1.512 /-] [StdDev=1.261 /-]		
Value	Label	Cases	Percentage
1		33	<div><div></div></div> 76.7%
2		6	<div><div></div></div> 14.0%
3		1	<div><div></div></div> 2.3%
5		2	<div><div></div></div> 4.7%
7		1	<div><div></div></div> 2.3%
Sysmiss		8386	
Warning: these figures indicate the number of cases found in the data file. They cannot be interpreted as summary statistics of the population of interest.			
# s5aq06a3_11: 6a3. Decision maker for use of crop output - PID1(2018,part harvest,condition1)			
Information	[Type= discrete] [Format=numeric] [Range= 1-5] [Missing=*]		
Statistics [NW/ W]	[Valid=50 /-] [Invalid=8379 /-] [Mean=1.18 /-] [StdDev=0.661 /-]		
Value	Label	Cases	Percentage
1		45	<div><div></div></div> 90.0%
2		3	<div><div></div></div> 6.0%
3		1	<div><div></div></div> 2.0%
5		1	<div><div></div></div> 2.0%
Sysmiss		8379	
Warning: these figures indicate the number of cases found in the data file. They cannot be interpreted as summary statistics of the population of interest.			
# s5aq06a4_11: 6a4. Decision maker for use of crop output - PID2(2018,part harvest,condition1)			
Information	[Type= discrete] [Format=numeric] [Range= 2-9] [Missing=*]		
Statistics [NW/ W]	[Valid=46 /-] [Invalid=8383 /-] [Mean=2.609 /-] [StdDev=1.422 /-]		
Value	Label	Cases	Percentage
2		36	<div><div></div></div> 78.3%
3		3	<div><div></div></div> 6.5%
4		1	<div><div></div></div> 2.2%
5		4	<div><div></div></div> 8.7%
6		1	<div><div></div></div> 2.2%
9		1	<div><div></div></div> 2.2%
Sysmiss		8383	
Warning: these figures indicate the number of cases found in the data file. They cannot be interpreted as summary statistics of the population of interest.			
# s5aq07a_11: 7a. Qty of crop sold (2018, part harvest, condition1)			
Information	[Type= discrete] [Format=numeric] [Range= 0-12] [Missing=*]		
Statistics [NW/ W]	[Valid=93 /-] [Invalid=8336 /-] [Mean=0.758 /-] [StdDev=1.88 /-]		
Value	Label	Cases	Percentage
0		69	<div><div></div></div> 74.2%
0.5		2	<div><div></div></div> 2.2%
1		7	<div><div></div></div> 7.5%
1.5		1	<div><div></div></div> 1.1%
2		5	<div><div></div></div> 5.4%
3		1	<div><div></div></div> 1.1%
4		2	<div><div></div></div> 2.2%












# s5aq07a_11: 7a. Qty of crop sold (2018, part harvest, condition1)			
Value	Label	Cases	Percentage
5		4	<div><div></div></div> 4.3%
8		1	<div><div></div></div> 1.1%
12		1	<div><div></div></div> 1.1%
Sysmiss		8336	
Warning: these figures indicate the number of cases found in the data file. They cannot be interpreted as summary statistics of the population of interest.			
# s5aq07b_11: 7b. Condition/state of crop sold (2018, part harvest, condition1)			
Information	[Type= discrete] [Format=numeric] [Range= 11-99] [Missing=*]		
Statistics [NW/ W]	[Valid=24 /-] [Invalid=8405 /-]		
Value	Label	Cases	Percentage
11	Green harvested - with shell/cob and with stalk	0	
12	Green harvested - with shell/cob without stalk	0	
13	Green harvested - in the cob	0	
14	Green harvested - in the pods	0	
20	Fresh/raw harvested - state not applicable	8	<div><div></div></div> 33.3%
21	Fresh/raw harvested - with shell/cob and with stalk	0	
22	Fresh/raw harvested - with shell/cob without stalk	0	
23	Fresh/raw harvested - in the cob	0	
24	Fresh/raw harvested - in pods	0	
31	Dry at harvest - with shell/cob and with stalk	0	
32	Dry at harvest - with shell	0	
33	Dry at harvest - in the cob	0	
35	Dry at harvest - grain	1	<div><div></div></div> 4.2%
40	Dry after additional drying - state not applicable	15	<div><div></div></div> 62.5%
41	Dry after additional drying - with shell and with stalk	0	
42	Dry after additional drying - with shell	0	
43	Dry after additional drying - in the cob	0	
44	Dry after additional drying - In pods or shell/husks	0	
45	Dry - grain	0	
99	Not Applicable	0	
Sysmiss		8405	
Warning: these figures indicate the number of cases found in the data file. They cannot be interpreted as summary statistics of the population of interest.			
# s5aq07c_11: 7c. Unit of crop sold (2018, part harvest, condition1)			
Information	[Type= discrete] [Format=numeric] [Range= 1-122] [Missing=*]		
Statistics [NW/ W]	[Valid=24 /-] [Invalid=8405 /-]		
Value	Label	Cases	Percentage
1	Kilogram (KG)	0	
9	Sack (120 kgs)	3	<div><div></div></div> 12.5%
10	Sack (100 kgs)	16	<div><div></div></div> 66.7%
12	Sack (50 kgs)	0	
14	Jerrican (20 lts)	0	
15	Jerrican(10 lts)	0	
16	Jerrican (5 lts)	0	
17	Jerrican (3 lts)	0	
18	Jerrican (2 lts)	0	

# s5aq07c_11: 7c. Unit of crop sold (2018, part harvest, condition1)			
Value	Label	Cases	Percentage
20	Tin (20 lts)	0	<div></div> 16.7%
21	Tin (5 lts)	0	
22	Plastic Basin (15 lts)	4	
29	Kimbo/Cowboy/Blueband Tin (2 kg)	0	
30	Kimbo/Cowboy/Blueband Tin (1 kg)	0	
31	Kimbo/Cowboy/Blueband Tin (0.5 kg)	0	
32	Cup/Mug(0.5 lt)	0	
37	Basket (20 kg)	0	
38	Basket (10 kg)	0	
39	Basket (5 kg)	0	
40	Basket (2 kg)	1	<div></div> 4.2%
67	Bunch (Big)	0	
68	Bunch (Medium)	0	
69	Bunch (Small)	0	
83	Tobacco leaf (Number)	0	
87	Piece (Large)	0	
88	Piece (Medium)	0	
89	Piece (Small)	0	
90	Heap (Large)	0	
91	Heap (Medium)	0	
92	Heap (Small)	0	
93	Cluster (Large)	0	
94	Cluster (Medium)	0	
95	Cluster (Small)	0	
107	Nice cup (Large)	0	
108	Nice cup (Medium)	0	
109	Nice cup (Small)	0	
119	Nomi Tin (1 kg)	0	
120	Nomi Tin (0.5 kg)	0	
121	Nomi Tin (0.25 kg)	0	
122	Nido Tin (0.4 kg)	0	
Sysmiss		8405	
Warning: these figures indicate the number of cases found in the data file. They cannot be interpreted as summary statistics of the population of interest.			
# s5aq08_11: 8. Value of crop sold (US\$) (2018, part harvest, condition1)			
Information	[Type= continuous] [Format=numeric] [Range= 15000-280000] [Missing=*]		
Statistics [NW/ W]	[Valid=24 /-] [Invalid=8405 /-] [Mean=99541.667 /-] [StdDev=66174.985 /-]		
# s5aq09_11: 9. Largest buyer (2018, part harvest, condition1)			
Information	[Type= discrete] [Format=numeric] [Range= 1-96] [Missing=*]		
Statistics [NW/ W]	[Valid=24 /-] [Invalid=8405 /-]		
Value	Label	Cases	Percentage
1	Government/ LC	0	<div></div> 25.0%
2	Private trader in local market/ village	6	
3	Private trader in district market	2	<div></div> 8.3%
4	Consumer at market	15	<div></div> 62.5%

# s5aq09_11: 9. Largest buyer (2018, part harvest, condition1)			
Value	Label	Cases	Percentage
5	Neighbor/ Relative	1	<div><div></div></div> 4.2%
6	Other (specify)	0	
96	Other, specify	0	
Sysmiss		8405	
Warning: these figures indicate the number of cases found in the data file. They cannot be interpreted as summary statistics of the population of interest.			
# s5aq10_11: 10. Transport expenditure (2018, part harvest, condition1)			
Information	[Type= continuous] [Format=numeric] [Range= 0-20000] [Missing=*]		
Statistics [NW/ W]	[Valid=24 /-] [Invalid=8405 /-] [Mean=1166.667 /-] [StdDev=4330.545 /-]		
# s5aq11e_11: 11e.Decision maker type-use of crop sales earnings(2018,part harvest,condition1)			
Information	[Type= discrete] [Format=numeric] [Range= 1-2] [Missing=*]		
Statistics [NW/ W]	[Valid=24 /-] [Invalid=8405 /-]		
Value	Label	Cases	Percentage
1	single	10	<div><div></div></div> 41.7%
2	jointly	14	<div><div></div></div> 58.3%
Sysmiss		8405	
Warning: these figures indicate the number of cases found in the data file. They cannot be interpreted as summary statistics of the population of interest.			
# s5aq11f_11: 11f.Primary decision maker-use of crop sales earnings(2018,part harvest,condit1)			
Information	[Type= discrete] [Format=numeric] [Range= 1-2] [Missing=*]		
Statistics [NW/ W]	[Valid=10 /-] [Invalid=8419 /-] [Mean=1.1 /-] [StdDev=0.316 /-]		
Value	Label	Cases	Percentage
1		9	<div><div></div></div> 90.0%
2		1	<div><div></div></div> 10.0%
Sysmiss		8419	
Warning: these figures indicate the number of cases found in the data file. They cannot be interpreted as summary statistics of the population of interest.			
# s5aq11g_11: 11g.Decision maker-use of crop sales earnings-PID1(2018,part harvest,condition1)			
Information	[Type= discrete] [Format=numeric] [Range= 1-2] [Missing=*]		
Statistics [NW/ W]	[Valid=14 /-] [Invalid=8415 /-] [Mean=1.071 /-] [StdDev=0.267 /-]		
Value	Label	Cases	Percentage
1		13	<div><div></div></div> 92.9%
2		1	<div><div></div></div> 7.1%
Sysmiss		8415	
Warning: these figures indicate the number of cases found in the data file. They cannot be interpreted as summary statistics of the population of interest.			

# s5aq11h_11: 11h.Decision maker-use of crop sales earnings-PID2(2018,part harvest,condition1)			
Information	[Type= discrete] [Format=numeric] [Range= 2-5] [Missing=*]		
Statistics [NW/ W]	[Valid=13 /-] [Invalid=8416 /-] [Mean=2.769 /-] [StdDev=1.301 /-]		
Value	Label	Cases	Percentage
2		9	<div><div></div></div> 69.2%
3		1	<div><div></div></div> 7.7%
5		3	<div><div></div></div> 23.1%
Sysmiss		8416	
Warning: these figures indicate the number of cases found in the data file. They cannot be interpreted as summary statistics of the population of interest.			
# s5aq12_11: 12. Qty of harvest given out as gift or reimbursement(2018,part harvest,condit1)			
Information	[Type= continuous] [Format=numeric] [Range= 0-4] [Missing=*]		
Statistics [NW/ W]	[Valid=94 /-] [Invalid=8335 /-] [Mean=0.235 /-] [StdDev=0.666 /-]		
# s5aq13_11: 13. Qty of harvest consumed by hh (2018,part harvest,condition1)			
Information	[Type= continuous] [Format=numeric] [Range= 0-30] [Missing=*]		
Statistics [NW/ W]	[Valid=94 /-] [Invalid=8335 /-] [Mean=3.883 /-] [StdDev=4.495 /-]		
# s5aq14a_11: 14a. Qty of harvest used for food products for sale(2018,part harvest,condit1)			
Information	[Type= discrete] [Format=numeric] [Range= 0-1] [Missing=*]		
Statistics [NW/ W]	[Valid=94 /-] [Invalid=8335 /-] [Mean=0.0213 /-] [StdDev=0.145 /-]		
Value	Label	Cases	Percentage
0		92	<div><div></div></div> 97.9%
1		2	<div><div></div></div> 2.1%
Sysmiss		8335	
Warning: these figures indicate the number of cases found in the data file. They cannot be interpreted as summary statistics of the population of interest.			
# s5aq14b_11: 14b. Qty of harvest used for animal feed (2018,part harvest,condition1)			
Information	[Type= discrete] [Format=numeric] [Range= 0-0] [Missing=*]		
Statistics [NW/ W]	[Valid=94 /-] [Invalid=8335 /-] [Mean=0 /-] [StdDev=0 /-]		
Value	Label	Cases	Percentage
0		94	<div><div></div></div> 100.0%
Sysmiss		8335	
Warning: these figures indicate the number of cases found in the data file. They cannot be interpreted as summary statistics of the population of interest.			
# s5aq15_11: 15. Qty of seed from the crop harvested saved for seed(2018,part harvest,cond1)			
Information	[Type= discrete] [Format=numeric] [Range= 0-0] [Missing=*]		
Statistics [NW/ W]	[Valid=94 /-] [Invalid=8335 /-] [Mean=0 /-] [StdDev=0 /-]		
Value	Label	Cases	Percentage
0		94	<div><div></div></div> 100.0%
Sysmiss		8335	
Warning: these figures indicate the number of cases found in the data file. They cannot be interpreted as summary statistics of the population of interest.			
# s5aq16_11: 16. % of harvest lost to or wasted after harvest (2018,part harvest,condition1)			
Information	[Type= discrete] [Format=numeric] [Range= 0-0] [Missing=*]		
Statistics [NW/ W]	[Valid=94 /-] [Invalid=8335 /-] [Mean=0 /-] [StdDev=0 /-]		
Value	Label	Cases	Percentage
0		94	<div><div></div></div> 100.0%
Sysmiss		8335	

# s5aq16_11: 16. % of harvest lost to or wasted after harvest (2018,part harvest,condition1)			
Warning: these figures indicate the number of cases found in the data file. They cannot be interpreted as summary statistics of the population of interest.			
# s5aq17_11: 17. Main reason for loss (2018,part harvest,condition1)			
Information	[Type= discrete] [Format=numeric] [Range= 1-96] [Missing=*]		
Statistics [NW/ W]	[Valid=0 -] [Invalid=8429 -]		
Value	Label	Cases	Percentage
1	Insects	0	
2	Rodents	0	
3	Flood	0	
4	Stolen	0	
6	Other (specify)	0	
96	Other, specify	0	
Sysmiss		8429	
Warning: these figures indicate the number of cases found in the data file. They cannot be interpreted as summary statistics of the population of interest.			
# s5aq18_11: 18. Main method of storage for [crop] (2018,part harvest,condition1)			
Information	[Type= discrete] [Format=numeric] [Range= 1-96] [Missing=*]		
Statistics [NW/ W]	[Valid=94 -] [Invalid=8335 -]		
Value	Label	Cases	Percentage
1	Locally made traditional structure	0	
2	Improved locally made structure	0	
3	Modern store	0	
4	Sacks/ open drum	39	41.5%
5	Airtight drum	0	
6	Unprotected pile	50	53.2%
7	In ceiling of dwelling	0	
96	Other (specify)	5	5.3%
Sysmiss		8335	
Warning: these figures indicate the number of cases found in the data file. They cannot be interpreted as summary statistics of the population of interest.			
# s5aq19_11: 19. Did you protect the stored [crop]? (2018,part harvest,condition1)			
Information	[Type= discrete] [Format=numeric] [Range= 1-2] [Missing=*]		
Statistics [NW/ W]	[Valid=94 -] [Invalid=8335 -]		
Value	Label	Cases	Percentage
1	Yes	19	20.2%
2	No	75	79.8%
Sysmiss		8335	
Warning: these figures indicate the number of cases found in the data file. They cannot be interpreted as summary statistics of the population of interest.			
# s5aq20_11: 20. How did you protect the stored [crop]? (2018,part harvest,condition1)			
Information	[Type= discrete] [Format=numeric] [Range= 1-96] [Missing=*]		
Statistics [NW/ W]	[Valid=19 -] [Invalid=8410 -]		
Value	Label	Cases	Percentage
1	Spraying	0	
2	Smoking	0	
3	chemical pepper	0	
4	sun-drying	19	100.0%

# s5aq20_11: 20. How did you protect the stored [crop]? (2018,part harvest,condition1)			
Value	Label	Cases	Percentage
6	Other (specify)	0	
96	Other, specify	0	
Sysmiss		8410	
Warning: these figures indicate the number of cases found in the data file. They cannot be interpreted as summary statistics of the population of interest.			
# s5aq21_11: 21. Qty of harvest still stored by hh (2018,part harvest,condition1)			
Information	[Type= discrete] [Format=numeric] [Range= 0-10] [Missing=*]		
Statistics [NW/ W]	[Valid=94 -] [Invalid=8335 -] [Mean=0.145 -] [StdDev=1.046 -]		
Value	Label	Cases	Percentage
0		87	 92.6%
0.15		1	 1.1%
0.25		2	 2.1%
0.5		1	 1.1%
1		1	 1.1%
1.5		1	 1.1%
10		1	 1.1%
Sysmiss		8335	
Warning: these figures indicate the number of cases found in the data file. They cannot be interpreted as summary statistics of the population of interest.			
# s5aq22_11: 22. If no harvest, what was the main reason?(2018,part harvest,condition1)			
Information	[Type= discrete] [Format=numeric] [Range= 1-96] [Missing=*]		
Statistics [NW/ W]	[Valid=2 -] [Invalid=8427 -]		
Value	Label	Cases	Percentage
1	Pests	0	
2	Animals	0	
3	Floods	0	
4	Drought	0	
5	Hailstones	0	
6	Other (Specify)	0	
96	Other, specify	2	 100.0%
Sysmiss		8427	
Warning: these figures indicate the number of cases found in the data file. They cannot be interpreted as summary statistics of the population of interest.			
# s5aq23a_11: 23a. Did you harvest any crop residue? (2018,part harvest,condition1)			
Information	[Type= discrete] [Format=numeric] [Range= 1-3] [Missing=*]		
Statistics [NW/ W]	[Valid=94 -] [Invalid=8335 -]		
Value	Label	Cases	Percentage
1	Yes - Harvested	47	 50.0%
2	No - Residues Left in the field	26	 27.7%
3	No - No residues	21	 22.3%
Sysmiss		8335	
Warning: these figures indicate the number of cases found in the data file. They cannot be interpreted as summary statistics of the population of interest.			
# s5aq23b_11: 23b. Main use of crop residue (2018,part harvest,condition1)			
Information	[Type= discrete] [Format=numeric] [Range= 1-96] [Missing=*]		
Statistics [NW/ W]	[Valid=47 -] [Invalid=8382 -]		

s5aq23b_11: 23b. Main use of crop residue (2018,part harvest,condition1)

Value	Label	Cases	Percentage
1	Animal feed	14	29.8%
2	Fuel	17	36.2%
3	Thatching/ Other HH Items (e.g. Mats)	0	
4	Mulching	0	
96	Other Specify	16	34.0%
Sysmiss		8382	

Warning: these figures indicate the number of cases found in the data file. They cannot be interpreted as summary statistics of the population of interest.

s5aq06b_21: 6b. Unit of harvest (2018, part harvest, condition2)

Information	[Type= discrete] [Format=numeric] [Range= 1-122] [Missing=*]
Statistics [NW/ W]	[Valid=3 /-] [Invalid=8426 /-]

Value	Label	Cases	Percentage
1	Kilogram (KG)	0	
9	Sack (120 kgs)	0	
10	Sack (100 kgs)	3	100.0%
12	Sack (50 kgs)	0	
14	Jerrican (20 lts)	0	
15	Jerrican(10 lts)	0	
16	Jerrican (5 lts)	0	
17	Jerrican (3 lts)	0	
18	Jerrican (2 lts)	0	
20	Tin (20 lts)	0	
21	Tin (5 lts)	0	
22	Plastic Basin (15 lts)	0	
29	Kimbo/Cowboy/Blueband Tin (2 kg)	0	
30	Kimbo/Cowboy/Blueband Tin (1 kg)	0	
31	Kimbo/Cowboy/Blueband Tin (0.5 kg)	0	
32	Cup/Mug(0.5 lt)	0	
37	Basket (20 kg)	0	
38	Basket (10 kg)	0	
39	Basket (5 kg)	0	
40	Basket (2 kg)	0	
67	Bunch (Big)	0	
68	Bunch (Medium)	0	
69	Bunch (Small)	0	
83	Tobacco leaf (Number)	0	
87	Piece (Large)	0	
88	Piece (Medium)	0	
89	Piece (Small)	0	
90	Heap (Large)	0	
91	Heap (Medium)	0	
92	Heap (Small)	0	
93	Cluster (Large)	0	
94	Cluster (Medium)	0	
95	Cluster (Small)	0	

# s5aq06b_21: 6b. Unit of harvest (2018, part harvest, condition2)			
Value	Label	Cases	Percentage
107	Nice cup (Large)	0	
108	Nice cup (Medium)	0	
109	Nice cup (Small)	0	
119	Nomi Tin (1 kg)	0	
120	Nomi Tin (0.5 kg)	0	
121	Nomi Tin (0.25 kg)	0	
122	Nido Tin (0.4 kg)	0	
Sysmiss		8426	
Warning: these figures indicate the number of cases found in the data file. They cannot be interpreted as summary statistics of the population of interest.			
# s5aq06a_21: 6a. Qty of harvest (2018, part harvest, condition2)			
Information	[Type= discrete] [Format=numeric] [Range= 1-1] [Missing=*]		
Statistics [NW/ W]	[Valid=3 /-] [Invalid=8426 /-] [Mean=1 /-] [StdDev=0 /-]		
Value	Label	Cases	Percentage
1		3	100.0%
Sysmiss		8426	
Warning: these figures indicate the number of cases found in the data file. They cannot be interpreted as summary statistics of the population of interest.			
# s5aq06c_21: 6c. Condition/state of crop harvested (2018, part harvest, condition2)			
Information	[Type= discrete] [Format=numeric] [Range= 11-99] [Missing=*]		
Statistics [NW/ W]	[Valid=3 /-] [Invalid=8426 /-]		
Value	Label	Cases	Percentage
11	Green harvested - with shell/cob and with stalk	0	
12	Green harvested - with shell/cob without stalk	0	
13	Green harvested - in the cob	0	
14	Green harvested - in the pods	0	
20	Fresh/raw harvested - state not applicable	3	100.0%
21	Fresh/raw harvested - with shell/cob and with stalk	0	
22	Fresh/raw harvested - with shell/cob without stalk	0	
23	Fresh/raw harvested - in the cob	0	
24	Fresh/raw harvested - in pods	0	
31	Dry at harvest - with shell/cob and with stalk	0	
32	Dry at harvest - with shell	0	
33	Dry at harvest - in the cob	0	
35	Dry at harvest - grain	0	
40	Dry after additional drying - state not applicable	0	
41	Dry after additional drying - with shell and with stalk	0	
42	Dry after additional drying - with shell	0	
43	Dry after additional drying - in the cob	0	
44	Dry after additional drying - In pods or shell/husks	0	
45	Dry - grain	0	
99	Not Applicable	0	
Sysmiss		8426	
Warning: these figures indicate the number of cases found in the data file. They cannot be interpreted as summary statistics of the population of interest.			

# s5aq06d_21: 6d. Conversion faction into kg (2018, part harvest, condition2)			
Information	[Type= discrete] [Format=numeric] [Range= 100-100] [Missing=*]		
Statistics [NW/ W]	[Valid=3 /-] [Invalid=8426 /-] [Mean=100 /-] [StdDev=0 /-]		
Value	Label	Cases	Percentage
100		3	<div></div> 100.0%
Sysmiss		8426	
Warning: these figures indicate the number of cases found in the data file. They cannot be interpreted as summary statistics of the population of interest.			
# s5aq06e_21: 6e. Month harvest began (2018, part harvest, condition2)			
Information	[Type= discrete] [Format=numeric] [Range= 1-12] [Missing=*]		
Statistics [NW/ W]	[Valid=3 /-] [Invalid=8426 /-]		
Value	Label	Cases	Percentage
1	January	0	
2	February	0	
3	March	0	
4	April	0	
5	May	0	
6	June	0	
7	July	2	<div></div> 66.7%
8	August	0	
9	September	1	<div></div> 33.3%
10	October	0	
11	November	0	
12	December	0	
Sysmiss		8426	
Warning: these figures indicate the number of cases found in the data file. They cannot be interpreted as summary statistics of the population of interest.			
# s5aq06e_1_21: 6e1. Year harvest began (2018, part harvest, condition2)			
Information	[Type= discrete] [Format=numeric] [Range= 2019-2019] [Missing=*]		
Statistics [NW/ W]	[Valid=3 /-] [Invalid=8426 /-] [Mean=2019 /-] [StdDev=0 /-]		
Value	Label	Cases	Percentage
2019		3	<div></div> 100.0%
Sysmiss		8426	
Warning: these figures indicate the number of cases found in the data file. They cannot be interpreted as summary statistics of the population of interest.			
# s5aq06f_21: 6f. Month harvest ended (2018, part harvest, condition2)			
Information	[Type= discrete] [Format=numeric] [Range= 1-12] [Missing=*]		
Statistics [NW/ W]	[Valid=3 /-] [Invalid=8426 /-]		
Value	Label	Cases	Percentage
1	Jan	1	<div></div> 33.3%
2	Feb	0	
3	Mar	0	
4	Apr	0	
5	May	0	
6	Jun	0	
7	Jul	0	
8	Aug	0	

# s5aq06f_21: 6f. Month harvest ended (2018, part harvest, condition2)			
Value	Label	Cases	Percentage
9	Sep	0	
10	Oct	0	
11	Nov	0	
12	Dec	2	<div><div></div></div> 66.7%
Sysmiss		8426	
Warning: these figures indicate the number of cases found in the data file. They cannot be interpreted as summary statistics of the population of interest.			
# s5aq06f_1_21: 6f1. Year harvest ended (2018, part harvest, condition2)			
Information	[Type= discrete] [Format=numeric] [Range= 2019-2020] [Missing=*]		
Statistics [NW/ W]	[Valid=3 /-] [Invalid=8426 /-] [Mean=2019.333 /-] [StdDev=0.577 /-]		
Value	Label	Cases	Percentage
2019		2	<div><div></div></div> 66.7%
2020		1	<div><div></div></div> 33.3%
Sysmiss		8426	
Warning: these figures indicate the number of cases found in the data file. They cannot be interpreted as summary statistics of the population of interest.			
# s5aq06a_1_21: 6a1. Type of decision maker for use of crop output(2018,part harvest,condition2)			
Information	[Type= discrete] [Format=numeric] [Range= 1-2] [Missing=*]		
Statistics [NW/ W]	[Valid=3 /-] [Invalid=8426 /-]		
Value	Label	Cases	Percentage
1	Single member	0	
2	Jointly	3	<div><div></div></div> 100.0%
Sysmiss		8426	
Warning: these figures indicate the number of cases found in the data file. They cannot be interpreted as summary statistics of the population of interest.			
# s5aq06a_2_21: 6a2. Primary decision maker for use of crop output(2018,part harvest,condition2)			
Information	[Type= discrete] [Format=numeric] [Missing=*]		
Statistics [NW/ W]	[Valid=0 /-] [Invalid=8429 /-]		
Value	Label	Cases	Percentage
Sysmiss		8429	
Warning: these figures indicate the number of cases found in the data file. They cannot be interpreted as summary statistics of the population of interest.			
# s5aq06a3_21: 6a3. Decision maker for use of crop output - PID1(2018,part harvest,condition2)			
Information	[Type= discrete] [Format=numeric] [Range= 1-1] [Missing=*]		
Statistics [NW/ W]	[Valid=3 /-] [Invalid=8426 /-] [Mean=1 /-] [StdDev=0 /-]		
Value	Label	Cases	Percentage
1		3	<div><div></div></div> 100.0%
Sysmiss		8426	
Warning: these figures indicate the number of cases found in the data file. They cannot be interpreted as summary statistics of the population of interest.			
# s5aq06a4_21: 6a4. Decision maker for use of crop output - PID2(2018,part harvest,condition2)			
Information	[Type= discrete] [Format=numeric] [Range= 2-2] [Missing=*]		
Statistics [NW/ W]	[Valid=3 /-] [Invalid=8426 /-] [Mean=2 /-] [StdDev=0 /-]		
Value	Label	Cases	Percentage
2		3	<div><div></div></div> 100.0%
Sysmiss		8426	
Warning: these figures indicate the number of cases found in the data file. They cannot be interpreted as summary statistics of the population of interest.			

# s5aq07a_21: 7a. Qty of crop sold (2018, part harvest, condition2)			
Information		[Type= discrete] [Format=numeric] [Range= 0-0] [Missing=*]	
Statistics [NW/ W]		[Valid=3 /-] [Invalid=8426 /-] [Mean=0 /-] [StdDev=0 /-]	
Value	Label	Cases	Percentage
0		3	100.0%
Sysmiss		8426	
<i>Warning: these figures indicate the number of cases found in the data file. They cannot be interpreted as summary statistics of the population of interest.</i>			
# s5aq07b_21: 7b. Condition/state of crop sold (2018, part harvest, condition2)			
Information		[Type= discrete] [Format=numeric] [Range= 11-99] [Missing=*]	
Statistics [NW/ W]		[Valid=0 /-] [Invalid=8429 /-]	
Value	Label	Cases	Percentage
11	Green harvested - with shell/cob and with stalk	0	
12	Green harvested - with shell/cob without stalk	0	
13	Green harvested - in the cob	0	
14	Green harvested - in the pods	0	
20	Fresh/raw harvested - state not applicable	0	
21	Fresh/raw harvested - with shell/cob and with stalk	0	
22	Fresh/raw harvested - with shell/cob without stalk	0	
23	Fresh/raw harvested - in the cob	0	
24	Fresh/raw harvested - in pods	0	
31	Dry at harvest - with shell/cob and with stalk	0	
32	Dry at harvest - with shell	0	
33	Dry at harvest - in the cob	0	
35	Dry at harvest - grain	0	
40	Dry after additional drying - state not applicable	0	
41	Dry after additional drying - with shell and with stalk	0	
42	Dry after additional drying - with shell	0	
43	Dry after additional drying - in the cob	0	
44	Dry after additional drying - In pods or shell/husks	0	
45	Dry - grain	0	
99	Not Applicable	0	
Sysmiss		8429	
<i>Warning: these figures indicate the number of cases found in the data file. They cannot be interpreted as summary statistics of the population of interest.</i>			
# s5aq07c_21: 7c. Unit of crop sold (2018, part harvest, condition2)			
Information		[Type= discrete] [Format=numeric] [Range= 1-122] [Missing=*]	
Statistics [NW/ W]		[Valid=0 /-] [Invalid=8429 /-]	
Value	Label	Cases	Percentage
1	Kilogram (KG)	0	
9	Sack (120 kgs)	0	
10	Sack (100 kgs)	0	
12	Sack (50 kgs)	0	
14	Jerrican (20 lts)	0	
15	Jerrican(10 lts)	0	
16	Jerrican (5 lts)	0	
17	Jerrican (3 lts)	0	

# s5aq07c_21: 7c. Unit of crop sold (2018, part harvest, condition2)			
Value	Label	Cases	Percentage
18	Jerrican (2 lts)	0	
20	Tin (20 lts)	0	
21	Tin (5 lts)	0	
22	Plastic Basin (15 lts)	0	
29	Kimbo/Cowboy/Blueband Tin (2 kg)	0	
30	Kimbo/Cowboy/Blueband Tin (1 kg)	0	
31	Kimbo/Cowboy/Blueband Tin (0.5 kg)	0	
32	Cup/Mug(0.5 lt)	0	
37	Basket (20 kg)	0	
38	Basket (10 kg)	0	
39	Basket (5 kg)	0	
40	Basket (2 kg)	0	
67	Bunch (Big)	0	
68	Bunch (Medium)	0	
69	Bunch (Small)	0	
83	Tobacco leaf (Number)	0	
87	Piece (Large)	0	
88	Piece (Medium)	0	
89	Piece (Small)	0	
90	Heap (Large)	0	
91	Heap (Medium)	0	
92	Heap (Small)	0	
93	Cluster (Large)	0	
94	Cluster (Medium)	0	
95	Cluster (Small)	0	
107	Nice cup (Large)	0	
108	Nice cup (Medium)	0	
109	Nice cup (Small)	0	
119	Nomi Tin (1 kg)	0	
120	Nomi Tin (0.5 kg)	0	
121	Nomi Tin (0.25 kg)	0	
122	Nido Tin (0.4 kg)	0	
Sysmiss		8429	
Warning: these figures indicate the number of cases found in the data file. They cannot be interpreted as summary statistics of the population of interest.			
# s5aq08_21: 8. Value of crop sold (US\$) (2018, part harvest, condition2)			
Information	[Type= discrete] [Format=numeric] [Missing=*]		
Statistics [NW/ W]	[Valid=0 /-] [Invalid=8429 /-]		
Value	Label	Cases	Percentage
Sysmiss		8429	
Warning: these figures indicate the number of cases found in the data file. They cannot be interpreted as summary statistics of the population of interest.			
# s5aq09_21: 9. Largest buyer (2018, part harvest, condition2)			
Information	[Type= discrete] [Format=numeric] [Range= 1-96] [Missing=*]		
Statistics [NW/ W]	[Valid=0 /-] [Invalid=8429 /-]		

# s5aq09_21: 9. Largest buyer (2018, part harvest, condition2)			
Value	Label	Cases	Percentage
1	Government/ LC	0	
2	Private trader in local market/ village	0	
3	Private trader in district market	0	
4	Consumer at market	0	
5	Neighbor/ Relative	0	
6	Other (specify)	0	
96	Other, specify	0	
Sysmiss		8429	
Warning: these figures indicate the number of cases found in the data file. They cannot be interpreted as summary statistics of the population of interest.			
# s5aq10_21: 10. Transport expenditure (2018, part harvest, condition2)			
Information	[Type= discrete] [Format=numeric] [Missing=*]		
Statistics [NW/ W]	[Valid=0 /-] [Invalid=8429 /-]		
Value	Label	Cases	Percentage
Sysmiss		8429	
Warning: these figures indicate the number of cases found in the data file. They cannot be interpreted as summary statistics of the population of interest.			
# s5aq11e_21: 11e.Decision maker type-use of crop sales earnings(2018,part harvest,condition2)			
Information	[Type= discrete] [Format=numeric] [Range= 1-2] [Missing=*]		
Statistics [NW/ W]	[Valid=0 /-] [Invalid=8429 /-]		
Value	Label	Cases	Percentage
1	single	0	
2	jointly	0	
Sysmiss		8429	
Warning: these figures indicate the number of cases found in the data file. They cannot be interpreted as summary statistics of the population of interest.			
# s5aq11f_21: 11f.Primary decision maker-use of crop sales earnings(2018,part harvest,condit2)			
Information	[Type= discrete] [Format=numeric] [Missing=*]		
Statistics [NW/ W]	[Valid=0 /-] [Invalid=8429 /-]		
Value	Label	Cases	Percentage
Sysmiss		8429	
Warning: these figures indicate the number of cases found in the data file. They cannot be interpreted as summary statistics of the population of interest.			
# s5aq11g_21: 11g.Decision maker-use of crop sales earnings-PID1(2018,part harvest,condition2)			
Information	[Type= discrete] [Format=numeric] [Missing=*]		
Statistics [NW/ W]	[Valid=0 /-] [Invalid=8429 /-]		
Value	Label	Cases	Percentage
Sysmiss		8429	
Warning: these figures indicate the number of cases found in the data file. They cannot be interpreted as summary statistics of the population of interest.			
# s5aq11h_21: 11h.Decision maker-use of crop sales earnings-PID2(2018,part harvest,condition2)			
Information	[Type= discrete] [Format=numeric] [Missing=*]		
Statistics [NW/ W]	[Valid=0 /-] [Invalid=8429 /-]		
Value	Label	Cases	Percentage
Sysmiss		8429	
Warning: these figures indicate the number of cases found in the data file. They cannot be interpreted as summary statistics of the population of interest.			

# s5aq12_21: 12. Qty of harvest given out as gift or reimbursement(2018,part harvest,condit2)			
Information	[Type= discrete] [Format=numeric] [Range= 0-0] [Missing=*]		
Statistics [NW/ W]	[Valid=3 /-] [Invalid=8426 /-] [Mean=0 /-] [StdDev=0 /-]		
Value	Label	Cases	Percentage
0		3	<div><div></div></div> 100.0%
Sysmiss		8426	
Warning: these figures indicate the number of cases found in the data file. They cannot be interpreted as summary statistics of the population of interest.			
# s5aq13_21: 13. Qty of harvest consumed by hh (2018,part harvest,condition2)			
Information	[Type= discrete] [Format=numeric] [Range= 0-1] [Missing=*]		
Statistics [NW/ W]	[Valid=3 /-] [Invalid=8426 /-] [Mean=0.667 /-] [StdDev=0.577 /-]		
Value	Label	Cases	Percentage
0		1	<div><div></div></div> 33.3%
1		2	<div><div></div></div> 66.7%
Sysmiss		8426	
Warning: these figures indicate the number of cases found in the data file. They cannot be interpreted as summary statistics of the population of interest.			
# s5aq14a_21: 14a. Qty of harvest used for food products for sale(2018,part harvest,condit2)			
Information	[Type= discrete] [Format=numeric] [Range= 0-0] [Missing=*]		
Statistics [NW/ W]	[Valid=3 /-] [Invalid=8426 /-] [Mean=0 /-] [StdDev=0 /-]		
Value	Label	Cases	Percentage
0		3	<div><div></div></div> 100.0%
Sysmiss		8426	
Warning: these figures indicate the number of cases found in the data file. They cannot be interpreted as summary statistics of the population of interest.			
# s5aq14b_21: 14b. Qty of harvest used for animal feed (2018,part harvest,condition2)			
Information	[Type= discrete] [Format=numeric] [Range= 0-0] [Missing=*]		
Statistics [NW/ W]	[Valid=3 /-] [Invalid=8426 /-] [Mean=0 /-] [StdDev=0 /-]		
Value	Label	Cases	Percentage
0		3	<div><div></div></div> 100.0%
Sysmiss		8426	
Warning: these figures indicate the number of cases found in the data file. They cannot be interpreted as summary statistics of the population of interest.			
# s5aq15_21: 15. Qty of seed from the crop harvested saved for seed(2018,part harvest,cond2)			
Information	[Type= discrete] [Format=numeric] [Range= 0-0] [Missing=*]		
Statistics [NW/ W]	[Valid=3 /-] [Invalid=8426 /-] [Mean=0 /-] [StdDev=0 /-]		
Value	Label	Cases	Percentage
0		3	<div><div></div></div> 100.0%
Sysmiss		8426	
Warning: these figures indicate the number of cases found in the data file. They cannot be interpreted as summary statistics of the population of interest.			
# s5aq16_21: 16. % of harvest lost to or wasted after harvest (2018,part harvest,condition2)			
Information	[Type= discrete] [Format=numeric] [Range= 0-0] [Missing=*]		
Statistics [NW/ W]	[Valid=3 /-] [Invalid=8426 /-] [Mean=0 /-] [StdDev=0 /-]		
Value	Label	Cases	Percentage
0		3	<div><div></div></div> 100.0%
Sysmiss		8426	
Warning: these figures indicate the number of cases found in the data file. They cannot be interpreted as summary statistics of the population of interest.			

# s5aq17_21: 17. Main reason for loss (2018,part harvest,condition2)			
Information		[Type= discrete] [Format=numeric] [Range= 1-96] [Missing=*]	
Statistics [NW/ W]		[Valid=0 /-] [Invalid=8429 /-]	
Value	Label	Cases	Percentage
1	Insects	0	
2	Rodents	0	
3	Flood	0	
4	Stolen	0	
6	Other (specify)	0	
96	Other, specify	0	
Sysmiss		8429	
<i>Warning: these figures indicate the number of cases found in the data file. They cannot be interpreted as summary statistics of the population of interest.</i>			
# s5aq18_21: 18. Main method of storage for [crop] (2018,part harvest,condition2)			
Information		[Type= discrete] [Format=numeric] [Range= 1-96] [Missing=*]	
Statistics [NW/ W]		[Valid=0 /-] [Invalid=8429 /-]	
Value	Label	Cases	Percentage
1	Locally made traditional structure	0	
2	Improved locally made structure	0	
3	Modern store	0	
4	Sacks/ open drum	0	
5	Airtight drum	0	
6	Unprotected pile	0	
7	In ceiling of dwelling	0	
96	Other (specify)	0	
Sysmiss		8429	
<i>Warning: these figures indicate the number of cases found in the data file. They cannot be interpreted as summary statistics of the population of interest.</i>			
# s5aq19_21: 19. Did you protect the stored [crop]? (2018,part harvest,condition2)			
Information		[Type= discrete] [Format=numeric] [Range= 1-2] [Missing=*]	
Statistics [NW/ W]		[Valid=3 /-] [Invalid=8426 /-]	
Value	Label	Cases	Percentage
1	Yes	0	
2	No	3	100.0%
Sysmiss		8426	
<i>Warning: these figures indicate the number of cases found in the data file. They cannot be interpreted as summary statistics of the population of interest.</i>			
# s5aq20_21: 20. How did you protect the stored [crop]? (2018,part harvest,condition2)			
Information		[Type= discrete] [Format=numeric] [Range= 1-96] [Missing=*]	
Statistics [NW/ W]		[Valid=0 /-] [Invalid=8429 /-]	
Value	Label	Cases	Percentage
1	Spraying	0	
2	Smoking	0	
3	chemical pepper	0	
4	sun-drying	0	
6	Other (specify)	0	
96	Other, specify	0	

# s5aq20_21: 20. How did you protect the stored [crop]? (2018,part harvest,condition2)			
Value	Label	Cases	Percentage
Sysmiss		8429	
Warning: these figures indicate the number of cases found in the data file. They cannot be interpreted as summary statistics of the population of interest.			
# s5aq21_21: 21. Qty of harvest still stored by hh (2018,part harvest,condition2)			
Information	[Type= discrete] [Format=numeric] [Range= 0-1] [Missing=*]		
Statistics [NW/ W]	[Valid=3 /-] [Invalid=8426 /-] [Mean=0.333 /-] [StdDev=0.577 /-]		
Value	Label	Cases	Percentage
0		2	66.7%
1		1	33.3%
Sysmiss		8426	
Warning: these figures indicate the number of cases found in the data file. They cannot be interpreted as summary statistics of the population of interest.			
# s5aq23a_21: 23a. Did you harvest any crop residue? (2018,part harvest,condition2)			
Information	[Type= discrete] [Format=numeric] [Range= 1-3] [Missing=*]		
Statistics [NW/ W]	[Valid=3 /-] [Invalid=8426 /-]		
Value	Label	Cases	Percentage
1	Yes - Harvested	0	
2	No - Residues Left in the field	0	
3	No - No residues	3	100.0%
Sysmiss		8426	
Warning: these figures indicate the number of cases found in the data file. They cannot be interpreted as summary statistics of the population of interest.			
# s5aq23b_21: 23b. Main use of crop residue (2018,part harvest,condition2)			
Information	[Type= discrete] [Format=numeric] [Range= 1-96] [Missing=*]		
Statistics [NW/ W]	[Valid=0 /-] [Invalid=8429 /-]		
Value	Label	Cases	Percentage
1	Animal feed	0	
2	Fuel	0	
3	Thatching/ Other HH Items (e.g. Mats)	0	
4	Mulching	0	
96	Other Specify	0	
Sysmiss		8429	
Warning: these figures indicate the number of cases found in the data file. They cannot be interpreted as summary statistics of the population of interest.			

File : AGSEC5B

hhid: Unique 32-character long identifier of the interview

Information [Type= discrete] [Format=character] [Missing=*]

Statistics [NW/ W] [Valid=9356 /-] [Invalid=0 /-]

parcelID: Id in "t0_parcelroster"

Information [Type= discrete] [Format=numeric] [Range= 1-11] [Missing=*]

Statistics [NW/ W] [Valid=9356 /-] [Invalid=0 /-] [Mean=1.853 /-] [StdDev=1.122 /-]

Value	Label	Cases	Percentage
1		4657	49.8%
2		2676	28.6%
3		1234	13.2%
4		506	5.4%
5		172	1.8%
6		72	0.8%
7		20	0.2%
8		12	0.1%
9		3	0.0%
10		2	0.0%
11		2	0.0%

Warning: these figures indicate the number of cases found in the data file. They cannot be interpreted as summary statistics of the population of interest.

pltid: Id in "cul_plots_3b"

Information [Type= discrete] [Format=numeric] [Range= 1-8] [Missing=*]

Statistics [NW/ W] [Valid=9356 /-] [Invalid=0 /-] [Mean=1.392 /-] [StdDev=0.802 /-]

Value	Label	Cases	Percentage
1		6957	74.4%
2		1559	16.7%
3		547	5.8%
4		193	2.1%
5		73	0.8%
6		18	0.2%
7		7	0.1%
8		2	0.0%

Warning: these figures indicate the number of cases found in the data file. They cannot be interpreted as summary statistics of the population of interest.

cropID: Id in crop_code_4b

Information [Type= discrete] [Format=numeric] [Range= 111-890] [Missing=*]

Statistics [NW/ W] [Valid=9356 /-] [Invalid=0 /-]

Value	Label	Cases	Percentage
111	Wheat	2	0.0%
112	Barley	0	
120	Rice	81	0.9%
130	Maize	1520	16.2%
141	Finger millet	185	2.0%
150	Sorghum	321	3.4%
210	Beans	1349	14.4%


File : AGSEC5B

cropID: Id in crop_code_4b

Value	Label	Cases	Percentage
221	Field peas	22	0.2%
222	Cow peas	11	0.1%
223	Pigeon peas	107	1.1%
224	Chick peas	24	0.3%
310	Groundnuts	498	5.3%
320	Soya beans	281	3.0%
330	Sunflower	47	0.5%
340	Simsim	68	0.7%
410	Cabbage	10	0.1%
420	Tomatoes	34	0.4%
430	Carrots	0	
440	Onions	15	0.2%
450	Pumpkins	4	0.0%
460	Dodo	4	0.0%
470	Eggplants	11	0.1%
510	Sugarcane	58	0.6%
520	Cotton	100	1.1%
530	Tobacco	31	0.3%
610	Irish potatoes	119	1.3%
620	Sweet potatoes	583	6.2%
630	Cassava	1486	15.9%
640	Yam	31	0.3%
650	Coco yam	3	0.0%
700	Oranges	15	0.2%
710	Paw paw	1	0.0%
720	Pineapples	14	0.1%
741	Banana food	1285	13.7%
742	Banana beer	79	0.8%
744	Banana sweet	63	0.7%
750	Mango	3	0.0%
760	Jackfruit	0	
770	Avocado	3	0.0%
780	Passion fruit	3	0.0%
810	Coffee	106	1.1%
811	Coffee (arabica)	448	4.8%
812	Coffee (robusta)	243	2.6%
820	Cocoa	13	0.1%
830	Tea	14	0.1%
840	Ginger	1	0.0%
850	Curry	0	
860	Oil palm	0	
870	Vanilla	16	0.2%
880	Black wattle	0	

File : AGSEC5B















cropID: Id in crop_code_4b

Value	Label	Cases	Percentage
890	Other	44	 0.5%

Warning: these figures indicate the number of cases found in the data file. They cannot be interpreted as summary statistics of the population of interest.

s5bq05_1: 5.1. RECORD RESPONDENT FOR THIS CROP (%rostartitle%)



Information	[Type= discrete] [Format=numeric] [Range= 1-17] [Missing=*]
Statistics [NW/ W]	[Valid=9301 /-] [Invalid=55 /-] [Mean=1.761 /-] [StdDev=1.341 /-]

Value	Label	Cases	Percentage
1		5062	 54.4%
2		3222	 34.6%
3		340	 3.7%
4		218	 2.3%
5		195	 2.1%
6		86	 0.9%
7		76	 0.8%
8		39	 0.4%
9		27	 0.3%
10		17	 0.2%
11		10	 0.1%
12		4	 0.0%
13		2	 0.0%
17		3	 0.0%
Sysmiss		55	

Warning: these figures indicate the number of cases found in the data file. They cannot be interpreted as summary statistics of the population of interest.

s5bq05_2: 5.2. Is crop immature?


Information	[Type= discrete] [Format=numeric] [Range= 1-2] [Missing=*]
Statistics [NW/ W]	[Valid=9330 /-] [Invalid=26 /-]

Value	Label	Cases	Percentage
1	Yes	1304	 14.0%
2	No	8026	 86.0%
Sysmiss		26	

Warning: these figures indicate the number of cases found in the data file. They cannot be interpreted as summary statistics of the population of interest.

harvest_b: 5.3 Did you harvest %rostartitle% from this plot? 2019

Information	[Type= discrete] [Format=numeric] [Range= 1-3] [Missing=*]
Statistics [NW/ W]	[Valid=8025 /-] [Invalid=1331 /-]

Value	Label	Cases	Percentage
1	Yes, fully harvested	7375	 91.9%
2	Yes Partial Harvested	109	 1.4%
3	No	541	 6.7%
Sysmiss		1331	

Warning: these figures indicate the number of cases found in the data file. They cannot be interpreted as summary statistics of the population of interest.

s5bq06b_1: 6b. Unit of harvest (2019, condition1)

Information	[Type= discrete] [Format=numeric] [Range= 1-122] [Missing=*]
-------------	--

File : AGSEC5B

s5bq06b_1: 6b. Unit of harvest (2019, condition1)

Statistics [NW/ W] [Valid=7239 /-] [Invalid=2117 /-]

Value	Label	Cases	Percentage
1	Kilogram (KG)	1393	19.2%
9	Sack (120 kgs)	548	7.6%
10	Sack (100 kgs)	1627	22.5%
12	Sack (50 kgs)	247	3.4%
14	Jerrican (20 lts)	17	0.2%
15	Jerrican(10 lts)	6	0.1%
16	Jerrican (5 lts)	2	0.0%
17	Jerrican (3 lts)	1	0.0%
18	Jerrican (2 lts)	0	
20	Tin (20 lts)	293	4.0%
21	Tin (5 lts)	13	0.2%
22	Plastic Basin (15 lts)	1411	19.5%
29	Kimbo/Cowboy/Blueband Tin (2 kg)	5	0.1%
30	Kimbo/Cowboy/Blueband Tin (1 kg)	0	
31	Kimbo/Cowboy/Blueband Tin (0.5 kg)	3	0.0%
32	Cup/Mug(0.5 lt)	5	0.1%
37	Basket (20 kg)	64	0.9%
38	Basket (10 kg)	52	0.7%
39	Basket (5 kg)	46	0.6%
40	Basket (2 kg)	15	0.2%
67	Bunch (Big)	157	2.2%
68	Bunch (Medium)	906	12.5%
69	Bunch (Small)	261	3.6%
83	Tobacco leaf (Number)	0	
87	Piece (Large)	7	0.1%
88	Piece (Medium)	28	0.4%
89	Piece (Small)	8	0.1%
90	Heap (Large)	42	0.6%
91	Heap (Medium)	57	0.8%
92	Heap (Small)	23	0.3%
93	Cluster (Large)	1	0.0%
94	Cluster (Medium)	0	
95	Cluster (Small)	1	0.0%
107	Nice cup (Large)	0	
108	Nice cup (Medium)	0	
109	Nice cup (Small)	0	
119	Nomi Tin (1 kg)	0	
120	Nomi Tin (0.5 kg)	0	
121	Nomi Tin (0.25 kg)	0	
122	Nido Tin (0.4 kg)	0	
Sysmiss		2117	

Warning: these figures indicate the number of cases found in the data file. They cannot be interpreted as summary statistics of the population of interest.

File : AGSEC5B

s5bq06a_1: 6a. Qty of harvest (2019, condition1)

Information [Type= continuous] [Format=numeric] [Range= 0-70100] [Missing=*]

Statistics [NW/ W] [Valid=7372 /-] [Invalid=1984 /-] [Mean=77.877 /-] [StdDev=1080.311 /-]

s5bq06c_1: 6c. Condition/state of crop harvested (2019, condition1)

Information [Type= discrete] [Format=numeric] [Range= 11-99] [Missing=*]

Statistics [NW/ W] [Valid=7369 /-] [Invalid=1987 /-]

Value	Label	Cases	Percentage
11	Green harvested - with shell/cob and with stalk	0	
12	Green harvested - with shell/cob without stalk	54	0.7%
13	Green harvested - in the cob	21	0.3%
14	Green harvested - in the pods	101	1.4%
20	Fresh/raw harvested - state not applicable	2594	35.2%
21	Fresh/raw harvested - with shell/cob and with stalk	28	0.4%
22	Fresh/raw harvested - with shell/cob without stalk	167	2.3%
23	Fresh/raw harvested - in the cob	322	4.4%
24	Fresh/raw harvested - in pods	832	11.3%
31	Dry at harvest - with shell/cob and with stalk	4	0.1%
32	Dry at harvest - with shell	78	1.1%
33	Dry at harvest - in the cob	14	0.2%
35	Dry at harvest - grain	300	4.1%
40	Dry after additional drying - state not applicable	388	5.3%
41	Dry after additional drying - with shell and with stalk	19	0.3%
42	Dry after additional drying - with shell	115	1.6%
43	Dry after additional drying - in the cob	14	0.2%
44	Dry after additional drying - In pods or shell/husks	453	6.1%
45	Dry - grain	1797	24.4%
99	Not Applicable	68	0.9%
Sysmiss		1987	

Warning: these figures indicate the number of cases found in the data file. They cannot be interpreted as summary statistics of the population of interest.

s5bq06d_1: 6d. Conversion faction into kg (2019, condition1)

Information [Type= continuous] [Format=numeric] [Range= 0-100000] [Missing=*]

Statistics [NW/ W] [Valid=7366 /-] [Invalid=1990 /-] [Mean=54.618 /-] [StdDev=1167.881 /-]

s5bq06e_1: 6e. Month harvest began (2019, condition1)





Information [Type= discrete] [Format=numeric] [Range= 1-12] [Missing=*]

Statistics [NW/ W] [Valid=7370 /-] [Invalid=1986 /-]

Value	Label	Cases	Percentage
1	January	1471	20.0%
2	February	112	1.5%
3	March	158	2.1%
4	April	412	5.6%
5	May	870	11.8%
6	June	1238	16.8%
7	July	1034	14.0%

File : AGSEC5B

s5bq06e_1: 6e. Month harvest began (2019, condition1)

Value	Label	Cases	Percentage
8	August	1023	 13.9%
9	September	505	 6.9%
10	October	254	 3.4%
11	November	157	 2.1%
12	December	136	 1.8%
Sysmiss		1986	













Warning: these figures indicate the number of cases found in the data file. They cannot be interpreted as summary statistics of the population of interest.

s5bq06e_1_1: 6e1. Year harvest began (2019, condition1)

Information	[Type= continuous] [Format=numeric] [Range= 20-2819] [Missing=*]
Statistics [NW/ W]	[Valid=7370 /-] [Invalid=1986 /-] [Mean=2018.318 /-] [StdDev=40.175 /-]

s5bq06f_1: 6f. Month harvest ended (2019, condition1)

Information	[Type= discrete] [Format=numeric] [Range= 1-12] [Missing=*]
Statistics [NW/ W]	[Valid=7371 /-] [Invalid=1985 /-]

Value	Label	Cases	Percentage
1	Jan	149	 2.0%
2	Feb	56	 0.8%
3	Mar	26	 0.4%
4	Apr	127	 1.7%
5	May	602	 8.2%
6	Jun	2820	 38.3%
7	Jul	1092	 14.8%
8	Aug	1031	 14.0%
9	Sep	534	 7.2%
10	Oct	298	 4.0%
11	Nov	268	 3.6%
12	Dec	368	 5.0%
Sysmiss		1985	



Warning: these figures indicate the number of cases found in the data file. They cannot be interpreted as summary statistics of the population of interest.

s5bq06f_1_1: 6f1. Year harvest ended (2019, condition1)

Information	[Type= continuous] [Format=numeric] [Range= 201-2819] [Missing=*]
Statistics [NW/ W]	[Valid=7369 /-] [Invalid=1987 /-] [Mean=2018.88 /-] [StdDev=23.141 /-]

s5bq06a_1_1: 6a1. Type of decision maker for use of crop output(2019,condition1)

Information	[Type= discrete] [Format=numeric] [Range= 1-2] [Missing=*]
Statistics [NW/ W]	[Valid=7369 /-] [Invalid=1987 /-]

Value	Label	Cases	Percentage
1	Single member	3386	 45.9%
2	Jointly	3983	 54.1%
Sysmiss		1987	

Warning: these figures indicate the number of cases found in the data file. They cannot be interpreted as summary statistics of the population of interest.

s5bq06a_2_1: 6a2. Primary decision maker for use of crop output(2019,condition1)

Information	[Type= discrete] [Format=numeric] [Range= 1-11] [Missing=*]
-------------	---

File : AGSEC5B

s5bq06a_2_1: 6a2. Primary decision maker for use of crop output(2019,condition1)

Statistics [NW/ W] [Valid=3366 /-] [Invalid=5990 /-] [Mean=1.615 /-] [StdDev=1.199 /-]

Value	Label	Cases	Percentage
1		2121	63.0%
2		941	28.0%
3		96	2.9%
4		73	2.2%
5		56	1.7%
6		27	0.8%
7		25	0.7%
8		15	0.4%
9		5	0.1%
10		5	0.1%
11		2	0.1%
Sysmiss		5990	

Warning: these figures indicate the number of cases found in the data file. They cannot be interpreted as summary statistics of the population of interest.

s5bq06a3_1: 6a3. Decision maker for use of crop output - PID1(2019,condition1)

Information [Type= discrete] [Format=numeric] [Range= 1-12] [Missing=*]

Statistics [NW/ W] [Valid=7317 /-] [Invalid=2039 /-] [Mean=1.327 /-] [StdDev=0.93 /-]

Value	Label	Cases	Percentage
1		5891	80.5%
2		1051	14.4%
3		135	1.8%
4		89	1.2%
5		67	0.9%
6		26	0.4%
7		29	0.4%
8		12	0.2%
9		8	0.1%
10		5	0.1%
11		2	0.0%
12		2	0.0%
Sysmiss		2039	

Warning: these figures indicate the number of cases found in the data file. They cannot be interpreted as summary statistics of the population of interest.

s5bq06a4_1: 6a4. Decision maker for use of crop output - PID2(2019,condition1)

Information [Type= discrete] [Format=numeric] [Range= 2-17] [Missing=*]

Statistics [NW/ W] [Valid=3997 /-] [Invalid=5359 /-] [Mean=2.634 /-] [StdDev=1.616 /-]

Value	Label	Cases	Percentage
2		3161	79.1%
3		297	7.4%
4		137	3.4%
5		121	3.0%
6		97	2.4%
7		69	1.7%

File : AGSEC5B

s5bq06a4_1: 6a4. Decision maker for use of crop output - PID2(2019,condition1)

Value	Label	Cases	Percentage
8		41	1.0%
9		20	0.5%
10		27	0.7%
11		16	0.4%
12		5	0.1%
13		4	0.1%
14		1	0.0%
17		1	0.0%
Sysmiss		5359	

Warning: these figures indicate the number of cases found in the data file. They cannot be interpreted as summary statistics of the population of interest.

s5bq07a_1: 7a. Qty of crop sold (2019, condition1)

Information	[Type= continuous] [Format=numeric] [Range= 0-70000] [Missing=*]
Statistics [NW/ W]	[Valid=7367 /-] [Invalid=1989 /-] [Mean=59.693 /-] [StdDev=1078.41 /-]

s5bq07b_1: 7b. Condition/state of crop sold (2019, condition1)

Information	[Type= discrete] [Format=numeric] [Range= 11-99] [Missing=*]
Statistics [NW/ W]	[Valid=2705 /-] [Invalid=6651 /-]

Value	Label	Cases	Percentage
11	Green harvested - with shell/cob and with stalk	0	
12	Green harvested - with shell/cob without stalk	1	0.0%
13	Green harvested - in the cob	1	0.0%
14	Green harvested - in the pods	5	0.2%
20	Fresh/raw harvested - state not applicable	964	35.6%
21	Fresh/raw harvested - with shell/cob and with stalk	1	0.0%
22	Fresh/raw harvested - with shell/cob without stalk	13	0.5%
23	Fresh/raw harvested - in the cob	9	0.3%
24	Fresh/raw harvested - in pods	243	9.0%
31	Dry at harvest - with shell/cob and with stalk	1	0.0%
32	Dry at harvest - with shell	18	0.7%
33	Dry at harvest - in the cob	1	0.0%
35	Dry at harvest - grain	29	1.1%
40	Dry after additional drying - state not applicable	161	6.0%
41	Dry after additional drying - with shell and with stalk	1	0.0%
42	Dry after additional drying - with shell	111	4.1%
43	Dry after additional drying - in the cob	0	
44	Dry after additional drying - In pods or shell/husks	157	5.8%
45	Dry - grain	957	35.4%
99	Not Applicable	32	1.2%
Sysmiss		6651	

Warning: these figures indicate the number of cases found in the data file. They cannot be interpreted as summary statistics of the population of interest.

s5bq07c_1: 7c. Unit of crop sold (2019, condition1)

Information	[Type= discrete] [Format=numeric] [Range= 1-122] [Missing=*]
Statistics [NW/ W]	[Valid=2584 /-] [Invalid=6772 /-]

File : AGSEC5B

s5bq07c_1: 7c. Unit of crop sold (2019, condition1)

Value	Label	Cases	Percentage
1	Kilogram (KG)	688	26.6%
9	Sack (120 kgs)	207	8.0%
10	Sack (100 kgs)	640	24.8%
12	Sack (50 kgs)	46	1.8%
14	Jerrican (20 lts)	7	0.3%
15	Jerrican(10 lts)	2	0.1%
16	Jerrican (5 lts)	0	
17	Jerrican (3 lts)	0	
18	Jerrican (2 lts)	0	
20	Tin (20 lts)	91	3.5%
21	Tin (5 lts)	2	0.1%
22	Plastic Basin (15 lts)	247	9.6%
29	Kimbo/Cowboy/Blueband Tin (2 kg)	0	
30	Kimbo/Cowboy/Blueband Tin (1 kg)	0	
31	Kimbo/Cowboy/Blueband Tin (0.5 kg)	0	
32	Cup/Mug(0.5 lt)	3	0.1%
37	Basket (20 kg)	7	0.3%
38	Basket (10 kg)	3	0.1%
39	Basket (5 kg)	0	
40	Basket (2 kg)	0	
67	Bunch (Big)	107	4.1%
68	Bunch (Medium)	449	17.4%
69	Bunch (Small)	46	1.8%
83	Tobacco leaf (Number)	1	0.0%
87	Piece (Large)	5	0.2%
88	Piece (Medium)	23	0.9%
89	Piece (Small)	4	0.2%
90	Heap (Large)	3	0.1%
91	Heap (Medium)	2	0.1%
92	Heap (Small)	0	
93	Cluster (Large)	0	
94	Cluster (Medium)	0	
95	Cluster (Small)	0	
107	Nice cup (Large)	0	
108	Nice cup (Medium)	0	
109	Nice cup (Small)	0	
119	Nomi Tin (1 kg)	0	
120	Nomi Tin (0.5 kg)	0	
121	Nomi Tin (0.25 kg)	1	0.0%
122	Nido Tin (0.4 kg)	0	
Sysmiss		6772	

Warning: these figures indicate the number of cases found in the data file. They cannot be interpreted as summary statistics of the population of interest.

File : AGSEC5B

s5bq08_1: 8. Value of crop sold (UShs) (2019, condition1)

Information [Type= continuous] [Format=numeric] [Range= 13-18000000] [Missing=*]

Statistics [NW/ W] [Valid=2709 /-] [Invalid=6647 /-] [Mean=389484.141 /-] [StdDev=916130.623 /-]

s5bq09_1: 9. Largest buyer (2019, condition1)

Information [Type= discrete] [Format=numeric] [Range= 1-96] [Missing=*]

Statistics [NW/ W] [Valid=2707 /-] [Invalid=6649 /-]

Value	Label	Cases	Percentage
1	Government/ LC	1	0.0%
2	Private trader in local market/ village	1998	73.8%
3	Private trader in district market	424	15.7%
4	Consumer at market	175	6.5%
5	Neighbor/ Relative	84	3.1%
6	Other (specify)	0	
96	Other, Specify	25	0.9%
Sysmiss		6649	

Warning: these figures indicate the number of cases found in the data file. They cannot be interpreted as summary statistics of the population of interest.

s5bq10_1: 10. Transport expenditure (2019, condition1)

Information [Type= continuous] [Format=numeric] [Range= 0-250000] [Missing=*]

Statistics [NW/ W] [Valid=120 /-] [Invalid=9236 /-] [Mean=3275 /-] [StdDev=25275.279 /-]

s5bq11e_1: 11e.Decision maker type-use of crop sales earnings(2019,condition1)

Information [Type= discrete] [Format=numeric] [Range= 1-2] [Missing=*]

Statistics [NW/ W] [Valid=2709 /-] [Invalid=6647 /-]

Value	Label	Cases	Percentage
1	single	1140	42.1%
2	jointly	1569	57.9%
Sysmiss		6647	

Warning: these figures indicate the number of cases found in the data file. They cannot be interpreted as summary statistics of the population of interest.

s5bq11f_1: 11f.Primary decision maker-use of crop sales earnings(2019,condit1)

Information [Type= discrete] [Format=numeric] [Range= 1-11] [Missing=*]

Statistics [NW/ W] [Valid=1135 /-] [Invalid=8221 /-] [Mean=1.594 /-] [StdDev=1.368 /-]

Value	Label	Cases	Percentage
1		797	70.2%
2		230	20.3%
3		28	2.5%
4		25	2.2%
5		21	1.9%
6		8	0.7%
7		10	0.9%
8		7	0.6%
9		3	0.3%
10		4	0.4%
11		2	0.2%

File : AGSEC5B

s5bq11f_1: 11f.Primary decision maker-use of crop sales earnings(2019,condit1)

Value	Label	Cases	Percentage
Sysmiss		8221	

Warning: these figures indicate the number of cases found in the data file. They cannot be interpreted as summary statistics of the population of interest.

s5bq11g_1: 11g.Decision maker-use of crop sales earnings-PID1(2019,condition1)

Information	[Type= discrete] [Format=numeric] [Range= 1-9] [Missing=*]
Statistics [NW/ W]	[Valid=1566 /-] [Invalid=7790 /-] [Mean=1.093 /-] [StdDev=0.506 /-]

Value	Label	Cases	Percentage
1		1484	94.8%
2		55	3.5%
3		8	0.5%
4		9	0.6%
5		6	0.4%
6		2	0.1%
7		1	0.1%
9		1	0.1%
Sysmiss		7790	

Warning: these figures indicate the number of cases found in the data file. They cannot be interpreted as summary statistics of the population of interest.

s5bq11h_1: 11h.Decision maker-use of crop sales earnings-PID2(2019,condition1)

Information	[Type= discrete] [Format=numeric] [Range= 2-14] [Missing=*]
Statistics [NW/ W]	[Valid=1509 /-] [Invalid=7847 /-] [Mean=2.565 /-] [StdDev=1.55 /-]

Value	Label	Cases	Percentage
2		1235	81.8%
3		96	6.4%
4		42	2.8%
5		38	2.5%
6		32	2.1%
7		27	1.8%
8		11	0.7%
9		8	0.5%
10		13	0.9%
11		4	0.3%
12		1	0.1%
13		1	0.1%
14		1	0.1%
Sysmiss		7847	

Warning: these figures indicate the number of cases found in the data file. They cannot be interpreted as summary statistics of the population of interest.

s5bq12_1: 12. Qty of harvest given out as gift or reimbursement(2019,condit1)

Information	[Type= continuous] [Format=numeric] [Range= 0-240] [Missing=*]
Statistics [NW/ W]	[Valid=7370 /-] [Invalid=1986 /-] [Mean=1.222 /-] [StdDev=6.575 /-]

s5bq13_1: 13. Qty of harvest consumed by hh (2019,condition1)

Information	[Type= continuous] [Format=numeric] [Range= 0-840] [Missing=*]
Statistics [NW/ W]	[Valid=7370 /-] [Invalid=1986 /-] [Mean=12.067 /-] [StdDev=27.345 /-]

File : AGSEC5B

s5bq14a_1: 14a. Qty of harvest used for food products for sale(2019,condit1)

Information	[Type= continuous] [Format=numeric] [Range= 0-250] [Missing=*]
Statistics [NW/ W]	[Valid=7368 /-] [Invalid=1988 /-] [Mean=0.359 /-] [StdDev=6.072 /-]

s5bq14b_1: 14b. Qty of harvest used for animal feed (2019,condition1)

Information	[Type= continuous] [Format=numeric] [Range= 0-400] [Missing=*]
Statistics [NW/ W]	[Valid=7368 /-] [Invalid=1988 /-] [Mean=0.0809 /-] [StdDev=4.916 /-]

s5bq15_1: 15. Qty of seed from the crop harvested saved for seed(2019,cond1)

Information	[Type= continuous] [Format=numeric] [Range= 0-240] [Missing=*]
Statistics [NW/ W]	[Valid=7368 /-] [Invalid=1988 /-] [Mean=0.731 /-] [StdDev=5.467 /-]

s5bq16_1: 16. % of harvest lost to or wasted after harvest (2019,condition1)

Information	[Type= continuous] [Format=numeric] [Range= 0-70] [Missing=*]
Statistics [NW/ W]	[Valid=7365 /-] [Invalid=1991 /-] [Mean=0.0343 /-] [StdDev=1.155 /-]

s5bq17_1: 17. Main reason for loss (2019,condition1)

Information	[Type= discrete] [Format=numeric] [Range= 1-6] [Missing=*]
Statistics [NW/ W]	[Valid=18 /-] [Invalid=9338 /-]

Value	Label	Cases	Percentage
1	Insects	3	16.7%
2	Rodents	6	33.3%
3	Flood	2	11.1%
4	Stolen	4	22.2%
6	Other (specify)	3	16.7%
Sysmiss		9338	

Warning: these figures indicate the number of cases found in the data file. They cannot be interpreted as summary statistics of the population of interest.

s5bq18_1: 18. Main method of storage for [crop] (2019,condition1)

Information	[Type= discrete] [Format=numeric] [Range= 1-96] [Missing=*]
Statistics [NW/ W]	[Valid=7367 /-] [Invalid=1989 /-]

Value	Label	Cases	Percentage
1	Locally made traditional structure	136	1.8%
2	Improved locally made structure	31	0.4%
3	Modern store	12	0.2%
4	Sacks/ open drum	3180	43.2%
5	Airtight drum	34	0.5%
6	Unprotected pile	3866	52.5%
7	In ceiling of dwelling	12	0.2%
96	Other (specify)	96	1.3%
Sysmiss		1989	


Warning: these figures indicate the number of cases found in the data file. They cannot be interpreted as summary statistics of the population of interest.

s5bq19_1: 19. Did you protect the stored [crop]? (2019,condition1)

Information	[Type= discrete] [Format=numeric] [Range= 1-2] [Missing=*]
Statistics [NW/ W]	[Valid=7362 /-] [Invalid=1994 /-]

File : AGSEC5B

s5bq19_1: 19. Did you protect the stored [crop]? (2019,condition1)

Value	Label	Cases	Percentage
1	Yes	500	 6.8%
2	No	6862	 93.2%
Sysmiss		1994	

Warning: these figures indicate the number of cases found in the data file. They cannot be interpreted as summary statistics of the population of interest.

s5bq20_1: 20. How did you protect the stored [crop]? (2019,condition1)

Information	[Type= discrete] [Format=numeric] [Range= 1-3] [Missing=*]
Statistics [NW/ W]	[Valid=500 /-] [Invalid=8856 /-]

Value	Label	Cases	Percentage
1	Spraying	22	 4.4%
2	Smoking	7	 1.4%
3	Other (specify)	471	 94.2%
Sysmiss		8856	







Warning: these figures indicate the number of cases found in the data file. They cannot be interpreted as summary statistics of the population of interest.

s5bq21_1: 21. Qty of harvest still stored by hh (2019,condition1)

Information	[Type= continuous] [Format=numeric] [Range= 0-1000] [Missing=*]
Statistics [NW/ W]	[Valid=7367 /-] [Invalid=1989 /-] [Mean=3.736 /-] [StdDev=29.707 /-]

s5bq22_1: 22. If no harvest, what was the main reason?(2019,condition1)


Information	[Type= discrete] [Format=numeric] [Range= 1-6] [Missing=*]
Statistics [NW/ W]	[Valid=541 /-] [Invalid=8815 /-]

Value	Label	Cases	Percentage
1	Pests	54	 10.0%
2	Animals	45	 8.3%
3	Floods	69	 12.8%
4	Drought	215	 39.7%
5	Hailstones	7	 1.3%
6	Other (Specify)	151	 27.9%
Sysmiss		8815	

Warning: these figures indicate the number of cases found in the data file. They cannot be interpreted as summary statistics of the population of interest.

s5bq23a_1: 23a. Did you harvest any crop residue? (2019,condition1)

Information	[Type= discrete] [Format=numeric] [Range= 1-3] [Missing=*]
Statistics [NW/ W]	[Valid=7369 /-] [Invalid=1987 /-]

Value	Label	Cases	Percentage
1	Yes - Harvested	1486	 20.2%
2	No - Residues Left in the field	3524	 47.8%
3	No - No residues	2359	 32.0%
Sysmiss		1987	

Warning: these figures indicate the number of cases found in the data file. They cannot be interpreted as summary statistics of the population of interest.

s5bq23b_1: 23b. Main use of crop residue (2019,condition1)

Information	[Type= discrete] [Format=numeric] [Range= 1-96] [Missing=*]
Statistics [NW/ W]	[Valid=1486 /-] [Invalid=7870 /-]

File : AGSEC5B

s5bq23b_1: 23b. Main use of crop residue (2019,condition1)

Value	Label	Cases	Percentage
1	Animal feed	375	25.2%
2	Fuel	512	34.5%
3	Thatching/ Other HH Items (e.g. Mats)	10	0.7%
96	Other Specify	589	39.6%
Sysmiss		7870	

Warning: these figures indicate the number of cases found in the data file. They cannot be interpreted as summary statistics of the population of interest.

s5bq06b_2: 6b. Unit of harvest (2019, condition2)

Information	[Type= discrete] [Format=numeric] [Range= 1-122] [Missing=*]
Statistics [NW/ W]	[Valid=1302 /-] [Invalid=8054 /-]

Value	Label	Cases	Percentage
1	Kilogram (KG)	385	29.6%
9	Sack (120 kgs)	37	2.8%
10	Sack (100 kgs)	265	20.4%
12	Sack (50 kgs)	46	3.5%
14	Jerrican (20 lts)	6	0.5%
15	Jerrican(10 lts)	3	0.2%
16	Jerrican (5 lts)	1	0.1%
17	Jerrican (3 lts)	0	
18	Jerrican (2 lts)	1	0.1%
20	Tin (20 lts)	204	15.7%
21	Tin (5 lts)	3	0.2%
22	Plastic Basin (15 lts)	205	15.7%
29	Kimbo/Cowboy/Blueband Tin (2 kg)	0	
30	Kimbo/Cowboy/Blueband Tin (1 kg)	2	0.2%
31	Kimbo/Cowboy/Blueband Tin (0.5 kg)	0	
32	Cup/Mug(0.5 lt)	1	0.1%
37	Basket (20 kg)	9	0.7%
38	Basket (10 kg)	27	2.1%
39	Basket (5 kg)	17	1.3%
40	Basket (2 kg)	1	0.1%
67	Bunch (Big)	4	0.3%
68	Bunch (Medium)	24	1.8%
69	Bunch (Small)	59	4.5%
83	Tobacco leaf (Number)	0	
87	Piece (Large)	0	
88	Piece (Medium)	0	
89	Piece (Small)	1	0.1%
90	Heap (Large)	0	
91	Heap (Medium)	1	0.1%
92	Heap (Small)	0	
93	Cluster (Large)	0	
94	Cluster (Medium)	0	

File : AGSEC5B

s5bq06b_2: 6b. Unit of harvest (2019, condition2)

Value	Label	Cases	Percentage
95	Cluster (Small)	0	
107	Nice cup (Large)	0	
108	Nice cup (Medium)	0	
109	Nice cup (Small)	0	
119	Nomi Tin (1 kg)	0	
120	Nomi Tin (0.5 kg)	0	
121	Nomi Tin (0.25 kg)	0	
122	Nido Tin (0.4 kg)	0	
Sysmiss		8054	

Warning: these figures indicate the number of cases found in the data file. They cannot be interpreted as summary statistics of the population of interest.

s5bq06a_2: 6a. Qty of harvest (2019, condition2)

Information	[Type= continuous] [Format=numeric] [Range= 0.2-2000] [Missing=*]
Statistics [NW/ W]	[Valid=1307 /-] [Invalid=8049 /-] [Mean=41.455 /-] [StdDev=120.073 /-]

s5bq06c_2: 6c. Condition/state of crop harvested (2019, condition2)

Information	[Type= discrete] [Format=numeric] [Range= 11-99] [Missing=*]
Statistics [NW/ W]	[Valid=1306 /-] [Invalid=8050 /-]

Value	Label	Cases	Percentage
11	Green harvested - with shell/cob and with stalk	0	
12	Green harvested - with shell/cob without stalk	12	0.9%
13	Green harvested - in the cob	14	1.1%
14	Green harvested - in the pods	7	0.5%
20	Fresh/raw harvested - state not applicable	88	6.7%
21	Fresh/raw harvested - with shell/cob and with stalk	2	0.2%
22	Fresh/raw harvested - with shell/cob without stalk	5	0.4%
23	Fresh/raw harvested - in the cob	40	3.1%
24	Fresh/raw harvested - in pods	15	1.1%
31	Dry at harvest - with shell/cob and with stalk	0	
32	Dry at harvest - with shell	1	0.1%
33	Dry at harvest - in the cob	6	0.5%
35	Dry at harvest - grain	116	8.9%
40	Dry after additional drying - state not applicable	55	4.2%
41	Dry after additional drying - with shell and with stalk	0	
42	Dry after additional drying - with shell	0	
43	Dry after additional drying - in the cob	9	0.7%
44	Dry after additional drying - In pods or shell/husks	11	0.8%
45	Dry - grain	910	69.7%
99	Not Applicable	15	1.1%
Sysmiss		8050	

Warning: these figures indicate the number of cases found in the data file. They cannot be interpreted as summary statistics of the population of interest.

s5bq06d_2: 6d. Conversion faction into kg (2019, condition2)

Information	[Type= continuous] [Format=numeric] [Range= 0.5-2019] [Missing=*]
Statistics [NW/ W]	[Valid=921 /-] [Invalid=8435 /-] [Mean=51.294 /-] [StdDev=119.873 /-]

File : AGSEC5B

s5bq06e_2: 6e. Month harvest began (2019, condition2)

Information [Type= discrete] [Format=numeric] [Range= 1-12] [Missing=*]

Statistics [NW/ W] [Valid=1307 /-] [Invalid=8049 /-]

Value	Label	Cases	Percentage
1	January	95	7.3%
2	February	3	0.2%
3	March	5	0.4%
4	April	17	1.3%
5	May	155	11.9%
6	June	521	39.9%
7	July	348	26.6%
8	August	101	7.7%
9	September	39	3.0%
10	October	13	1.0%
11	November	5	0.4%
12	December	5	0.4%
Sysmiss		8049	

Warning: these figures indicate the number of cases found in the data file. They cannot be interpreted as summary statistics of the population of interest.

s5bq06e_1_2: 6e1. Year harvest began (2019, condition2)

Information [Type= continuous] [Format=numeric] [Range= 20-2020] [Missing=*]

Statistics [NW/ W] [Valid=1307 /-] [Invalid=8049 /-] [Mean=2015.94 /-] [StdDev=78.167 /-]

s5bq06f_2: 6f. Month harvest ended (2019, condition2)

Information [Type= discrete] [Format=numeric] [Range= 1-12] [Missing=*]

Statistics [NW/ W] [Valid=1306 /-] [Invalid=8050 /-]

Value	Label	Cases	Percentage
1	Jan	6	0.5%
2	Feb	6	0.5%
3	Mar	0	
4	Apr	3	0.2%
5	May	100	7.7%
6	Jun	564	43.2%
7	Jul	425	32.5%
8	Aug	124	9.5%
9	Sep	39	3.0%
10	Oct	9	0.7%
11	Nov	6	0.5%
12	Dec	24	1.8%
Sysmiss		8050	

Warning: these figures indicate the number of cases found in the data file. They cannot be interpreted as summary statistics of the population of interest.

# s5bq06f_1_2: 6f1. Year harvest ended (2019 condition2)			
Information	[Type= continuous] [Format=numeric] [Range= 2018-2819] [Missing=*]		
Statistics [NW/ W]	[Valid=1306 /-] [Invalid=8050 /-] [Mean=2019.619 /-] [StdDev=22.137 /-]		
# s5bq06a_1_2: 6a1. Type of decision maker for use of crop output(2019,condition2)			
Information	[Type= discrete] [Format=numeric] [Range= 1-2] [Missing=*]		
Statistics [NW/ W]	[Valid=1306 /-] [Invalid=8050 /-]		
Value	Label	Cases	Percentage
1	Single member	658	<div><div></div></div> 50.4%
2	Jointly	648	<div><div></div></div> 49.6%
Sysmiss		8050	
Warning: these figures indicate the number of cases found in the data file. They cannot be interpreted as summary statistics of the population of interest.			
# s5bq06a_2_2: 6a2. Primary decision maker for use of crop output(2019,condition2)			
Information	[Type= discrete] [Format=numeric] [Range= 1-9] [Missing=*]		
Statistics [NW/ W]	[Valid=650 /-] [Invalid=8706 /-] [Mean=1.714 /-] [StdDev=1.248 /-]		
Value	Label	Cases	Percentage
1		366	<div><div></div></div> 56.3%
2		215	<div><div></div></div> 33.1%
3		28	<div><div></div></div> 4.3%
4		13	<div><div></div></div> 2.0%
5		9	<div><div></div></div> 1.4%
6		6	<div><div></div></div> 0.9%
7		6	<div><div></div></div> 0.9%
8		4	<div><div></div></div> 0.6%
9		3	<div><div></div></div> 0.5%
Sysmiss		8706	
Warning: these figures indicate the number of cases found in the data file. They cannot be interpreted as summary statistics of the population of interest.			
# s5bq06a3_2: 6a3. Decision maker for use of crop output - PID1(2019,condition2)			
Information	[Type= discrete] [Format=numeric] [Range= 1-7] [Missing=*]		
Statistics [NW/ W]	[Valid=645 /-] [Invalid=8711 /-] [Mean=1.109 /-] [StdDev=0.467 /-]		
Value	Label	Cases	Percentage
1		597	<div><div></div></div> 92.6%
2		36	<div><div></div></div> 5.6%
3		6	<div><div></div></div> 0.9%
4		4	<div><div></div></div> 0.6%
5		1	<div><div></div></div> 0.2%
7		1	<div><div></div></div> 0.2%
Sysmiss		8711	
Warning: these figures indicate the number of cases found in the data file. They cannot be interpreted as summary statistics of the population of interest.			
# s5bq06a4_2: 6a4. Decision maker for use of crop output - PID2(2019,condition2)			
Information	[Type= discrete] [Format=numeric] [Range= 2-12] [Missing=*]		
Statistics [NW/ W]	[Valid=631 /-] [Invalid=8725 /-] [Mean=2.675 /-] [StdDev=1.57 /-]		
Value	Label	Cases	Percentage
2		479	<div><div></div></div> 75.9%
3		58	<div><div></div></div> 9.2%

# s5bq06a4_2: 6a4. Decision maker for use of crop output - PID2(2019,condition2)			
Value	Label	Cases	Percentage
4		23	<div><div></div></div> 3.6%
5		27	<div><div></div></div> 4.3%
6		15	<div><div></div></div> 2.4%
7		15	<div><div></div></div> 2.4%
8		6	<div><div></div></div> 1.0%
10		3	<div><div></div></div> 0.5%
11		4	<div><div></div></div> 0.6%
12		1	<div><div></div></div> 0.2%
Sysmiss		8725	
Warning: these figures indicate the number of cases found in the data file. They cannot be interpreted as summary statistics of the population of interest.			
# s5bq07a_2: 7a. Qty of crop sold (2019, condition2)			
Information	[Type= continuous] [Format=numeric] [Range= 0-2000] [Missing=*]		
Statistics [NW/ W]	[Valid=1305 /-] [Invalid=8051 /-] [Mean=21.53 /-] [StdDev=102.431 /-]		
# s5bq07b_2: 7b. Condition/state of crop sold (2019, condition2)			
Information	[Type= discrete] [Format=numeric] [Range= 11-99] [Missing=*]		
Statistics [NW/ W]	[Valid=511 /-] [Invalid=8845 /-]		
Value	Label	Cases	Percentage
11	Green harvested - with shell/cob and with stalk	0	
12	Green harvested - with shell/cob without stalk	0	
13	Green harvested - in the cob	0	
14	Green harvested - in the pods	0	
20	Fresh/raw harvested - state not applicable	25	<div><div></div></div> 4.9%
21	Fresh/raw harvested - with shell/cob and with stalk	0	
22	Fresh/raw harvested - with shell/cob without stalk	0	
23	Fresh/raw harvested - in the cob	1	<div><div></div></div> 0.2%
24	Fresh/raw harvested - in pods	0	
31	Dry at harvest - with shell/cob and with stalk	0	
32	Dry at harvest - with shell	0	
33	Dry at harvest - in the cob	2	<div><div></div></div> 0.4%
35	Dry at harvest - grain	20	<div><div></div></div> 3.9%
40	Dry after additional drying - state not applicable	18	<div><div></div></div> 3.5%
41	Dry after additional drying - with shell and with stalk	0	
42	Dry after additional drying - with shell	0	
43	Dry after additional drying - in the cob	2	<div><div></div></div> 0.4%
44	Dry after additional drying - In pods or shell/husks	8	<div><div></div></div> 1.6%
45	Dry - grain	434	<div><div></div></div> 84.9%
99	Not Applicable	1	<div><div></div></div> 0.2%
Sysmiss		8845	
Warning: these figures indicate the number of cases found in the data file. They cannot be interpreted as summary statistics of the population of interest.			
# s5bq07c_2: 7c. Unit of crop sold (2019, condition2)			
Information	[Type= discrete] [Format=numeric] [Range= 1-122] [Missing=*]		
Statistics [NW/ W]	[Valid=506 /-] [Invalid=8850 /-]		

s5bq07c_2: 7c. Unit of crop sold (2019, condition2)

Value	Label	Cases	Percentage
1	Kilogram (KG)	156	30.8%
9	Sack (120 kgs)	12	2.4%
10	Sack (100 kgs)	175	34.6%
12	Sack (50 kgs)	11	2.2%
14	Jerrican (20 lts)	0	
15	Jerrican(10 lts)	0	
16	Jerrican (5 lts)	0	
17	Jerrican (3 lts)	0	
18	Jerrican (2 lts)	0	
20	Tin (20 lts)	78	15.4%
21	Tin (5 lts)	0	
22	Plastic Basin (15 lts)	50	9.9%
29	Kimbo/Cowboy/Blueband Tin (2 kg)	0	
30	Kimbo/Cowboy/Blueband Tin (1 kg)	0	
31	Kimbo/Cowboy/Blueband Tin (0.5 kg)	0	
32	Cup/Mug(0.5 lt)	0	
37	Basket (20 kg)	1	0.2%
38	Basket (10 kg)	0	
39	Basket (5 kg)	0	
40	Basket (2 kg)	0	
67	Bunch (Big)	2	0.4%
68	Bunch (Medium)	11	2.2%
69	Bunch (Small)	10	2.0%
83	Tobacco leaf (Number)	0	
87	Piece (Large)	0	
88	Piece (Medium)	0	
89	Piece (Small)	0	
90	Heap (Large)	0	
91	Heap (Medium)	0	
92	Heap (Small)	0	
93	Cluster (Large)	0	
94	Cluster (Medium)	0	
95	Cluster (Small)	0	
107	Nice cup (Large)	0	
108	Nice cup (Medium)	0	
109	Nice cup (Small)	0	
119	Nomi Tin (1 kg)	0	
120	Nomi Tin (0.5 kg)	0	
121	Nomi Tin (0.25 kg)	0	
122	Nido Tin (0.4 kg)	0	
Sysmiss		8850	

Warning: these figures indicate the number of cases found in the data file. They cannot be interpreted as summary statistics of the population of interest.

s5bq08_2: 8. Value of crop sold (UShs) (2019, condition2)

Information [Type= continuous] [Format=numeric] [Range= 4000-1920000] [Missing=*]

# s5bq08_2: 8. Value of crop sold (UShs) (2019, condition2)			
Statistics [NW/ W]		[Valid=511 -/] [Invalid=8845 -/] [Mean=179298.511 -/] [StdDev=237684.056 -/]	
# s5bq09_2: 9. Largest buyer (2019, condition2)			
Information		[Type= discrete] [Format=numeric] [Range= 1-96] [Missing=*]	
Statistics [NW/ W]		[Valid=511 -/] [Invalid=8845 -/]	
Value	Label	Cases	Percentage
1	Government/ LC	0	
2	Private trader in local market/ village	414	<div></div> 81.0%
3	Private trader in district market	74	<div></div> 14.5%
4	Consumer at market	11	<div></div> 2.2%
5	Neighbor/ Relative	11	<div></div> 2.2%
6	Other (specify)	0	
96	Other, Specify	1	<div></div> 0.2%
Sysmiss		8845	
Warning: these figures indicate the number of cases found in the data file. They cannot be interpreted as summary statistics of the population of interest.			
# s5bq10_2: 10. Transport expenditure (2019, condition2)			
Information		[Type= continuous] [Format=numeric] [Range= 0-60000] [Missing=*]	
Statistics [NW/ W]		[Valid=511 -/] [Invalid=8845 -/] [Mean=643.836 -/] [StdDev=4572.548 -/]	
# s5bq11e_2: 11e.Decision maker type-use of crop sales earnings(2019,condition2)			
Information		[Type= discrete] [Format=numeric] [Range= 1-2] [Missing=*]	
Statistics [NW/ W]		[Valid=511 -/] [Invalid=8845 -/]	
Value	Label	Cases	Percentage
1	single	233	<div></div> 45.6%
2	jointly	278	<div></div> 54.4%
Sysmiss		8845	
Warning: these figures indicate the number of cases found in the data file. They cannot be interpreted as summary statistics of the population of interest.			
# s5bq11f_2: 11f.Primary decision maker-use of crop sales earnings(2019,condit2)			
Information		[Type= discrete] [Format=numeric] [Range= 1-8] [Missing=*]	
Statistics [NW/ W]		[Valid=230 -/] [Invalid=9126 -/] [Mean=1.704 -/] [StdDev=1.278 -/]	
Value	Label	Cases	Percentage
1		137	<div></div> 59.6%
2		68	<div></div> 29.6%
3		7	<div></div> 3.0%
4		6	<div></div> 2.6%
5		5	<div></div> 2.2%
6		3	<div></div> 1.3%
7		1	<div></div> 0.4%
8		3	<div></div> 1.3%
Sysmiss		9126	
Warning: these figures indicate the number of cases found in the data file. They cannot be interpreted as summary statistics of the population of interest.			
# s5bq11g_2: 11g.Decision maker-use of crop sales earnings-PID1(2019,condition2)			
Information		[Type= discrete] [Format=numeric] [Range= 1-6] [Missing=*]	
Statistics [NW/ W]		[Valid=275 -/] [Invalid=9081 -/] [Mean=1.105 -/] [StdDev=0.475 -/]	

# s5bq11g_2: 11g.Decision maker-use of crop sales earnings-PID1(2019,condition2)			
Value	Label	Cases	Percentage
1		256	<div><div></div></div> 93.1%
2		14	<div><div></div></div> 5.1%
3		2	<div><div></div></div> 0.7%
4		2	<div><div></div></div> 0.7%
6		1	<div><div></div></div> 0.4%
Sysmiss		9081	
Warning: these figures indicate the number of cases found in the data file. They cannot be interpreted as summary statistics of the population of interest.			
# s5bq11h_2: 11h.Decision maker-use of crop sales earnings-PID2(2019,condition2)			
Information	[Type= discrete] [Format=numeric] [Range= 2-11] [Missing=*]		
Statistics [NW/ W]	[Valid=270 /-] [Invalid=9086 /-] [Mean=2.489 /-] [StdDev=1.275 /-]		
Value	Label	Cases	Percentage
2		219	<div><div></div></div> 81.1%
3		20	<div><div></div></div> 7.4%
4		6	<div><div></div></div> 2.2%
5		13	<div><div></div></div> 4.8%
6		6	<div><div></div></div> 2.2%
7		4	<div><div></div></div> 1.5%
10		1	<div><div></div></div> 0.4%
11		1	<div><div></div></div> 0.4%
Sysmiss		9086	
Warning: these figures indicate the number of cases found in the data file. They cannot be interpreted as summary statistics of the population of interest.			
# s5bq12_2: 12. Qty of harvest given out as gift or reimbursement(2019,condit2)			
Information	[Type= continuous] [Format=numeric] [Range= 0-120] [Missing=*]		
Statistics [NW/ W]	[Valid=1305 /-] [Invalid=8051 /-] [Mean=1.462 /-] [StdDev=7.325 /-]		
# s5bq13_2: 13. Qty of harvest consumed by hh (2019,condition2)			
Information	[Type= continuous] [Format=numeric] [Range= 0-250] [Missing=*]		
Statistics [NW/ W]	[Valid=1306 /-] [Invalid=8050 /-] [Mean=14.275 /-] [StdDev=28.973 /-]		
# s5bq14a_2: 14a. Qty of harvest used for food products for sale(2019,condit2)			
Information	[Type= continuous] [Format=numeric] [Range= 0-90] [Missing=*]		
Statistics [NW/ W]	[Valid=1305 /-] [Invalid=8051 /-] [Mean=0.072 /-] [StdDev=2.492 /-]		
# s5bq14b_2: 14b. Qty of harvest used for animal feed (2019,condition2)			
Information	[Type= continuous] [Format=numeric] [Range= 0-135] [Missing=*]		
Statistics [NW/ W]	[Valid=1305 /-] [Invalid=8051 /-] [Mean=0.134 /-] [StdDev=3.802 /-]		
# s5bq15_2: 15. Qty of seed from the crop harvested saved for seed(2019,cond2)			
Information	[Type= continuous] [Format=numeric] [Range= 0-80] [Missing=*]		
Statistics [NW/ W]	[Valid=1306 /-] [Invalid=8050 /-] [Mean=2.724 /-] [StdDev=8.029 /-]		
# s5bq16_2: 16. % of harvest lost to or wasted after harvest (2019,condition2)			
Information	[Type= continuous] [Format=numeric] [Range= 0-100] [Missing=*]		
Statistics [NW/ W]	[Valid=1305 /-] [Invalid=8051 /-] [Mean=0.0839 /-] [StdDev=2.773 /-]		

# s5bq17_2: 17. Main reason for loss (2019,condition2)			
Information	[Type= discrete] [Format=numeric] [Range= 1-6] [Missing=*]		
Statistics [NW/ W]	[Valid=5 /-] [Invalid=9351 /-]		
Value	Label	Cases	Percentage
1	Insects	0	
2	Rodents	4	<div><div></div></div> 80.0%
3	Flood	0	
4	Stolen	1	<div><div></div></div> 20.0%
6	Other (specify)	0	
Sysmiss		9351	
Warning: these figures indicate the number of cases found in the data file. They cannot be interpreted as summary statistics of the population of interest.			
# s5bq18_2: 18. Main method of storage for [crop] (2019,condition2)			
Information	[Type= discrete] [Format=numeric] [Range= 1-96] [Missing=*]		
Statistics [NW/ W]	[Valid=1305 /-] [Invalid=8051 /-]		
Value	Label	Cases	Percentage
1	Locally made traditional structure	2	0.2%
2	Improved locally made structure	1	0.1%
3	Modern store	0	
4	Sacks/ open drum	923	<div><div></div></div> 70.7%
5	Airtight drum	2	0.2%
6	Unprotected pile	374	<div><div></div></div> 28.7%
7	In ceiling of dwelling	3	0.2%
96	Other (specify)	0	
Sysmiss		8051	
Warning: these figures indicate the number of cases found in the data file. They cannot be interpreted as summary statistics of the population of interest.			
# s5bq19_2: 19. Did you protect the stored [crop]? (2019,condition2)			
Information	[Type= discrete] [Format=numeric] [Range= 1-2] [Missing=*]		
Statistics [NW/ W]	[Valid=1302 /-] [Invalid=8054 /-]		
Value	Label	Cases	Percentage
1	Yes	331	<div><div></div></div> 25.4%
2	No	971	<div><div></div></div> 74.6%
Sysmiss		8054	
Warning: these figures indicate the number of cases found in the data file. They cannot be interpreted as summary statistics of the population of interest.			
# s5bq20_2: 20. How did you protect the stored [crop]? (2019,condition2)			
Information	[Type= discrete] [Format=numeric] [Range= 1-3] [Missing=*]		
Statistics [NW/ W]	[Valid=331 /-] [Invalid=9025 /-]		
Value	Label	Cases	Percentage
1	Spraying	16	<div><div></div></div> 4.8%
2	Smoking	1	0.3%
3	Other (specify)	314	<div><div></div></div> 94.9%
Sysmiss		9025	
Warning: these figures indicate the number of cases found in the data file. They cannot be interpreted as summary statistics of the population of interest.			
# s5bq21_2: 21. Qty of harvest still stored by hh (2019,condition2)			
Information	[Type= continuous] [Format=numeric] [Range= 0-300] [Missing=*]		

# s5bq21_2: 21. Qty of harvest still stored by hh (2019,condition2)			
Statistics [NW/ W]		[Valid=1305 -/] [Invalid=8051 -/] [Mean=1.098 -/] [StdDev=11.273 -/]	
# s5bq23a_2: 23a. Did you harvest any crop residue? (2019,condition2)			
Information		[Type= discrete] [Format=numeric] [Range= 1-3] [Missing=*]	
Statistics [NW/ W]		[Valid=1305 -/] [Invalid=8051 -/]	
Value	Label	Cases	Percentage
1	Yes - Harvested	275	<div><div></div></div> 21.1%
2	No - Residues Left in the field	581	<div><div></div></div> 44.5%
3	No - No residues	449	<div><div></div></div> 34.4%
Sysmiss		8051	
Warning: these figures indicate the number of cases found in the data file. They cannot be interpreted as summary statistics of the population of interest.			
# s5bq23b_2: 23b. Main use of crop residue (2019,condition2)			
Information		[Type= discrete] [Format=numeric] [Range= 1-96] [Missing=*]	
Statistics [NW/ W]		[Valid=275 -/] [Invalid=9081 -/]	
Value	Label	Cases	Percentage
1	Animal feed	8	<div><div></div></div> 2.9%
2	Fuel	104	<div><div></div></div> 37.8%
3	Thatching/ Other HH Items (e.g. Mats)	0	
96	Other Specify	163	<div><div></div></div> 59.3%
Sysmiss		9081	
Warning: these figures indicate the number of cases found in the data file. They cannot be interpreted as summary statistics of the population of interest.			

File : AGSEC6A

hhid: Unique 32-character long identifier of the interview

Information [Type= discrete] [Format=character] [Missing=*]

Statistics [NW/ W] [Valid=1851 /-] [Invalid=0 /-]

Value	Label	Cases	Percentage
0007d1f1449242f		4	0.2%
0010cbae3cea4ec		3	0.2%
00246782f865444		2	0.1%
008c674975f24ea		2	0.1%
00cb487f1201489		2	0.1%
014cbd0c0b84497		4	0.2%
018d29620fa44db		1	0.1%
0192cb54d502450		1	0.1%
019f06d347d04d5		2	0.1%
01d54a65224747f		4	0.2%
02449af9963842c		2	0.1%
025b88ecba4a442		1	0.1%
02efd503602d4d1		2	0.1%
040b3ad7eb264e3		1	0.1%
0442775d8d424d5		2	0.1%
046067ad635647c		2	0.1%
0464b7af72994de		2	0.1%
0495834806fb40a		3	0.2%
04b011de772e4ce		7	0.4%
04ee28189feb42c		1	0.1%
051abf68db894b3		3	0.2%
052f8d3f81c3477		2	0.1%
05cef9765f92473		2	0.1%
0602eb95ac184ad		3	0.2%
06122c47fee6432		1	0.1%
067f809da4ef44c		1	0.1%
068c76ff148d44fc		5	0.3%
06a5f788e6b248d		4	0.2%
06b36c2c9668465		1	0.1%
072bede7173b42a		2	0.1%
07b346723489448		1	0.1%
07b5c28dd52642f		1	0.1%
07b6c4f12d05429		1	0.1%
082757b50eee4bc		4	0.2%
0860ea9bebf44de		2	0.1%
089f1c1e30d9493		3	0.2%
08a622bfb26f419		1	0.1%
08fecb64841f493		2	0.1%
090f972306904a6		3	0.2%
091517b1a65147e		3	0.2%
093cbecd77b4411		3	0.2%

File : AGSEC6A

hhid: Unique 32-character long identifier of the interview

Value	Label	Cases	Percentage
09c9f51b98214ab		2	0.1%
0aaa3c3864af4ed		3	0.2%
0ab0754b539849		1	0.1%
0b5f5af0b2464b8		1	0.1%
0b95a1e8ac1f432		2	0.1%
0c4a4cf0e7ea406		2	0.1%
0c6412b6bb304ca		3	0.2%
0ca9880b3e5a43e		4	0.2%
0cd035c06c3647f		4	0.2%
0cfefdeb042a4b3		2	0.1%
0d1155056d5a49f		2	0.1%
0d1423b6187b46		3	0.2%
0d7289cae276498		2	0.1%
0dac56419262425		4	0.2%
0dcf445c9976496		2	0.1%
0df40545b17a4ed		2	0.1%
0e102ce9336c472		1	0.1%
0e3cce40118845f		1	0.1%
0f799e7ce9224d0		2	0.1%
0f96f2f08b13450f		3	0.2%
0fce92d4977d4f4		1	0.1%
1080d7ee4077425		1	0.1%
10ab9a4c247440f		1	0.1%
10b41d09cfce4c0		2	0.1%
10de89a4467f469		2	0.1%
11374e70213542		3	0.2%
114b358f60a641a		1	0.1%
115133c671c54c2		1	0.1%
1158beb5ce1a4af		1	0.1%
11733cd5dcc74cc		3	0.2%
1220b33997d548f		2	0.1%
129e90e0b153494		2	0.1%
132b9b8ef3e846a		3	0.2%
134dea57e9e541b		1	0.1%
139242bfd93d4d5		3	0.2%
13bbb610652645e		2	0.1%
13c0ac9e6023480		1	0.1%
150492bae7f649c		2	0.1%
153130f9590e4b5		1	0.1%
15427620b28447		3	0.2%
165a1e8e700c4e6		3	0.2%
16a01c5d7fbb4e2		1	0.1%
16caa101b05c401		2	0.1%

File : AGSEC6A

hhid: Unique 32-character long identifier of the interview

Value	Label	Cases	Percentage
171286d2a1c3410		1	0.1%
172337248772451		2	0.1%
175e0d6d699a42t		1	0.1%
17a884c8ed9e4ea		1	0.1%
17d493f37f5240f		2	0.1%
17efd64876a946c		1	0.1%
18999e7f64fc484		2	0.1%
191d75d796be498		2	0.1%
1929687f2461441		1	0.1%
193cf962b1a344c		3	0.2%
19791a37650a40e		1	0.1%
1a01e7d9d0d74b5		2	0.1%
1a62404292aa4ad		3	0.2%
1a84383c9232467		2	0.1%
1af76d643b15430		3	0.2%
1b3281db1d20471		3	0.2%
1c4214f6641e482		2	0.1%
1c9e0c6842514df		2	0.1%
1d291ad33f6e470		2	0.1%
1d474585689847		2	0.1%
1d47e47ac8a2462		2	0.1%
1d5e4c1f17aa467		2	0.1%
1dac5db687b34fd		1	0.1%
1dce683cfa83471		2	0.1%
1de1d4ac39ed48d		1	0.1%
1de214e5f7b0487		2	0.1%
1e07ba6b8f1b4db		2	0.1%
1e951f7b5642470		1	0.1%
1eb038760142430		1	0.1%
1ef1bb52e618497		1	0.1%
1f3f5e2ec40a43ca		3	0.2%
1fb6e880414f4ad		1	0.1%
1ff6fe0fb96849cb		3	0.2%
206c7066bf5d4d8		2	0.1%
207816d73e9f4cd		2	0.1%
209a04c63575451		2	0.1%
20f5ad6fc2a74280		3	0.2%
21944e9e090548c		1	0.1%
21d47202fc3b40a		1	0.1%
21eb4154ed39408		3	0.2%
222ddd7beeb6427		1	0.1%
223eaf0efc8f4a89		3	0.2%
22468fd5c0654e6		2	0.1%

File : AGSEC6A

hhid: Unique 32-character long identifier of the interview

Value	Label	Cases	Percentage
22f1abe41cf64778		1	0.1%
2429ea144b6f4c4		2	0.1%
242b689ce8ac46a		1	0.1%
2451893ed622478		2	0.1%
246c247a85b54d5		1	0.1%
2518fc022fa74bet		4	0.2%
25db106efa724efc		2	0.1%
2628668b68a743e		3	0.2%
265c4799c1da4a2		1	0.1%
26c05771d2a0402		1	0.1%
275628d5ba744b6		1	0.1%
2793689c81fe4a6		3	0.2%
2799950e3b464fd		2	0.1%
27a3f77de23c471		3	0.2%
27deb27ff8c24d3		2	0.1%
281c312bde9647c		2	0.1%
28cd2ccd0f144e4		1	0.1%
28cf2e844e8f444		1	0.1%
28cfecdc40fb49b1		3	0.2%
28e152a2974244t		4	0.2%
28e84a3ac5994a6		2	0.1%
2951158410a34c3		2	0.1%
299b40786b2c48c		2	0.1%
2a4a4d639a864da		3	0.2%
2a8596db3d5a4df		1	0.1%
2abee6b40eee427		1	0.1%
2b1b98ad6137425		2	0.1%
2b6eb2adc273472		2	0.1%
2c2658573644448		1	0.1%
2c788389ef5042f		1	0.1%
2cb804b7711d43t		3	0.2%
2d1032055a2b43c		4	0.2%
2d3a68f349084c0		3	0.2%
2d7073406afa4cd		1	0.1%
2d7be721effb460i		2	0.1%
2d960783a5b049c		1	0.1%
2db5794700a442e		1	0.1%
2dec332ec9804d0		3	0.2%
2ec765c0b7cb438		4	0.2%
3009572514c64bc		3	0.2%
301cecb0538f486		1	0.1%
302d669d9ffa453i		4	0.2%
3042131caccc477		1	0.1%

File : AGSEC6A

hhid: Unique 32-character long identifier of the interview

Value	Label	Cases	Percentage
3081c63384054a2		4	0.2%
309a68a1a2c04e2		5	0.3%
31dfcc57039b4ac		1	0.1%
31fa83987d9a417		2	0.1%
32210d6225b24ae		2	0.1%
323b8b8c7a6d432		1	0.1%
32821b223bf5470		1	0.1%
32e6bcbfd8754a8		3	0.2%
3320ef7c916142e		2	0.1%
332c00b7723640t		4	0.2%
3399544d202a4a1		1	0.1%
33a3fafffb4a474fl		3	0.2%
33de788ba20149f		2	0.1%
33fb9c9f14a043el		4	0.2%
34561220900b4fa		2	0.1%
348cf466da0f488:		4	0.2%
34a43e3984a24d5		3	0.2%
3529bff813494adi		4	0.2%
355bd9f88cba423		3	0.2%
35f31e253bb147c		3	0.2%
361db5497c524c4		5	0.3%
3631ba7632f1479		1	0.1%
36350959a38d461		1	0.1%
3656b29d648c442		2	0.1%
365d8c351f3c45f.		2	0.1%
367c2cf298dd45f9		2	0.1%
36992f498601434		2	0.1%
36b1194afa2a468		1	0.1%
36ba58f19ad54b5		3	0.2%
36e81608b34e4e3		2	0.1%
375d654f122349f		3	0.2%
37b70f60adc9479		3	0.2%
383f1f35d733452		1	0.1%
385c5482217b40e		3	0.2%
39e4ac0ffa65481e		2	0.1%
39fcb45731cc414		2	0.1%
3a1c90799ac7460		1	0.1%
3b58eb644c474aa		1	0.1%
3bae8a3fde124ab7		4	0.2%
3bfb0921c87c406		2	0.1%
3c3497e297b84ae		2	0.1%
3cb79c9b548f4f3e		3	0.2%
3cdd126c65ce426		1	0.1%

File : AGSEC6A

hhid: Unique 32-character long identifier of the interview

Value	Label	Cases	Percentage
3cf518201590493		4	0.2%
3d19a96aeab94d2		1	0.1%
3d2326b02ddd4b4		2	0.1%
3dee9621078242e		1	0.1%
3e0a5363f85f49cc		1	0.1%
3e585de4d95e4b0		3	0.2%
3f36b6cbcf534a8		1	0.1%
3fb589b01123454		3	0.2%
3fd41609787344f		2	0.1%
3ff160f46a3b4671		1	0.1%
40665c26f6a7471		1	0.1%
40bd45903364468		1	0.1%
40fe671de7d7403		1	0.1%
4148c3c43e0944e		1	0.1%
416dec136ad7406		1	0.1%
419aeb8cf20b477		2	0.1%
41a071f11f70493		3	0.2%
41a0d7ea37784a2		1	0.1%
420c5338635b4d7		3	0.2%
4262515bde5435		2	0.1%
42b460c56a684df		3	0.2%
42c89a0c06dc406		4	0.2%
431957a3478248e		5	0.3%
43392820ec5e41a		3	0.2%
435987dbfde1486		3	0.2%
43740d64efea4f6f		1	0.1%
43f71a4b91ab4dc		2	0.1%
4431b77d1401429		1	0.1%
4506144f7204467		3	0.2%
451328a22e46465		4	0.2%
45b5acb5476142c		2	0.1%
46836522fff147d		1	0.1%
46f5567f540b4d3		2	0.1%
476cadeb6b814cc		3	0.2%
478bb11b7570485		1	0.1%
478c789c61a541f		1	0.1%
47b6785c8784462		1	0.1%
47dbb99a6fe1423		4	0.2%
485881b6f60a454		1	0.1%
4864b552d6f54bd		1	0.1%
487985446fde4b7		1	0.1%
487fbda86e8e40c		2	0.1%
4898d4c83547442		1	0.1%

File : AGSEC6A

hhid: Unique 32-character long identifier of the interview

Value	Label	Cases	Percentage
48b970865cd6430		1	0.1%
495f07121877448		1	0.1%
496e720d7b67421		1	0.1%
49992cdfc9374a0		4	0.2%
4a1416a4b087415		2	0.1%
4a8e3be9296a425		2	0.1%
4aa7e3e3aa76461		1	0.1%
4b3eb3160b6b4a0		3	0.2%
4bba574bbf8f46cc		2	0.1%
4c2b6ab893a7475		1	0.1%
4c930656ec914ea		3	0.2%
4cdfca9cc91f4424		3	0.2%
4d58adc564a84c7		1	0.1%
4d653bb8ed4c40c		2	0.1%
4d77a6468adb430		2	0.1%
4d831e3912f4492		2	0.1%
4dc2ee3adf1245ff		1	0.1%
4dca9fca2232421		1	0.1%
4eb28ac9ee9849ff		1	0.1%
4ec2b0b632f54d0		3	0.2%
4f1061a0b3ca439		3	0.2%
4faea088444d454		1	0.1%
5080bcd282ac4ec		1	0.1%
5083de06b728497		1	0.1%
510913bc5f8b459		2	0.1%
5120b1ab49fe44c		1	0.1%
515101ffb1f5495c		2	0.1%
51f6b6d5efc3486f		2	0.1%
5274f9bea098498		2	0.1%
528a91a62f9c401		2	0.1%
52b1e0c2db05458		4	0.2%
52bd215abb64457		2	0.1%
52de213e292544f		1	0.1%
5350bcf3dc074d5		3	0.2%
53a0bbca47fb4e3f		1	0.1%
53a99bc9b4cf41c1		2	0.1%
53b1a669bae44df		3	0.2%
545e128f868a48ff		3	0.2%
54be45fa86f24a8f		2	0.1%
54ff8f8e953342da		3	0.2%
55184d4e2cef4b6		2	0.1%
555ccfcf9a0944cc		2	0.1%
55cb0ac9e985428		2	0.1%

File : AGSEC6A

hhid: Unique 32-character long identifier of the interview

Value	Label	Cases	Percentage
561b22f3db874c2		2	0.1%
5650605514ae405		2	0.1%
567065d1813e402		3	0.2%
56746c03ed274ca		1	0.1%
57385c0cf5dd49b		2	0.1%
5787bf9167b9429		2	0.1%
57ad19c7b77b4c0		3	0.2%
57bffaba1b7e46f5		1	0.1%
5824cf99fa5a4d30		3	0.2%
587e30676b70451		1	0.1%
5938e3309fca4f80		2	0.1%
595e8866103c47a		2	0.1%
59753499ae3d4a3		2	0.1%
59b3f2f04b98457		3	0.2%
5acd41fba38247a1		2	0.1%
5b4d55c8d2dd4c7		3	0.2%
5b4dba5ebd2245f		1	0.1%
5b9f45f91a864ba1		1	0.1%
5bac9c3a2122422		3	0.2%
5be44492d0834f4		1	0.1%
5cc4e7d7549b4c1		2	0.1%
5d85ab9e3861495		3	0.2%
5dc0193b8eb249c		1	0.1%
5df60b4c679840e		1	0.1%
5e377c5d87ff4421		1	0.1%
5e4201154be84e5		2	0.1%
5e550f3224b14a1		3	0.2%
5e5b0339ba7446e		1	0.1%
5e8f1025454b462		3	0.2%
5e9b65cb627c420		3	0.2%
5ecb5a1f88f8468e		1	0.1%
5ef5d94ba15045b		2	0.1%
5f08bbbd7d5941f		2	0.1%
5f0f3440dce6430e		3	0.2%
5f18649c360345f1		1	0.1%
5fc3f95ea2984675		1	0.1%
5ffff62b5d4a4708		2	0.1%
606b0fcd6a9f4bet		2	0.1%
608ad4e7363d4c9		3	0.2%
608dd2f241e94df1		1	0.1%
60a52d7677314b0		1	0.1%
61051cb9f67c4f9e		3	0.2%
611d28e0e8354eb		1	0.1%

File : AGSEC6A

hhid: Unique 32-character long identifier of the interview

Value	Label	Cases	Percentage
61e47488f704474		2	0.1%
622adfbe9fea42cf		2	0.1%
625d906e24e84f5		1	0.1%
62c9c056aa8541a		4	0.2%
6303acb4d92a479		1	0.1%
634a3d6c035c428		2	0.1%
634c4b86d8e84b4		1	0.1%
635bb27ada6140a		4	0.2%
639df7ca3e4d421		1	0.1%
63b0a75a1a794a1		1	0.1%
6404252c5156443		4	0.2%
6427df928d8245e		1	0.1%
64983dd3d6a84d1		2	0.1%
64bf0240455e431		3	0.2%
64d0335099aa42c		1	0.1%
6509c7b1d787424		4	0.2%
658d1dae7222468		2	0.1%
67a814c6e3414b4		1	0.1%
67ac2b319baf4ac9		3	0.2%
68783302c85f40d		2	0.1%
68e7df4580f8452f		3	0.2%
68f60d1f894d471		4	0.2%
6903f35aa6d34bc		1	0.1%
69c5d5ef10d04ac		2	0.1%
6a059d75db964ac		1	0.1%
6a0ad261d873484		2	0.1%
6a0ffb46c7594e8f		3	0.2%
6a3899b9c0624af		2	0.1%
6a612ce1d9a8472		1	0.1%
6a6d97445bbe4a4		2	0.1%
6a85d9e2d2fe4ffa		2	0.1%
6b1ee73fb3f446f4		3	0.2%
6b77c8585b324fc		2	0.1%
6be664eea6a04b6		1	0.1%
6bf1431eeca4fc2		1	0.1%
6c16acd055e3483		2	0.1%
6d104175444b46c		1	0.1%
6d47738e82664df		1	0.1%
6d8be79bfedb4ccf		2	0.1%
6de89f55552546f		1	0.1%
6e04e53535bf48c		1	0.1%
6e09cafe878a468f		2	0.1%
6e65ad621a5f48a		1	0.1%

File : AGSEC6A

hhid: Unique 32-character long identifier of the interview

Value	Label	Cases	Percentage
6e70903b953f4f4		1	0.1%
6efbceec143044cc		2	0.1%
6f342c7248fe47ft		1	0.1%
6fcada408b6d441		4	0.2%
6ff355f305d94bbf		1	0.1%
70382a948acc482		1	0.1%
70b60b0e8e8c437		2	0.1%
70e72b90340941e		4	0.2%
70e77305baeb4d5		2	0.1%
70f668b607b744e		3	0.2%
70fa7eeb8f4448c5		4	0.2%
71406ef141ba4c8		3	0.2%
7167b83d77a7442		3	0.2%
718160b39b814f4		2	0.1%
724cf4fdb5fb4ba1		3	0.2%
72febb41ac1c4f2a		2	0.1%
7318634693994a5		3	0.2%
734817ceed4641c		1	0.1%
73a6fb0e66ed4b7		4	0.2%
73d2f1c17159428		1	0.1%
73e3f311ad944cd		2	0.1%
73e723d7579544c		1	0.1%
73e7ca1370724d0		1	0.1%
73ff9329663140d		2	0.1%
74f2f751b1b2448		1	0.1%
752448ccdfbb4df		1	0.1%
7592026ffe844e39		1	0.1%
76508c12651143c		3	0.2%
767f08f5e600418		4	0.2%
768c2121b414470		2	0.1%
768fdf82fc034fb8		1	0.1%
76d7bfad835e4c5		2	0.1%
7711396f0a3445d		2	0.1%
77441384e9fd47a		1	0.1%
774c42b31c08465		4	0.2%
774f350dcee9480		2	0.1%
77d41607dfec47c		4	0.2%
7827dd0eb8c345f		3	0.2%
794c4677f01c404		4	0.2%
7985850af6c64e2		2	0.1%
79ad3173b33b47f		2	0.1%
79b16c4661b443c		2	0.1%
79d0b34990d14ct		4	0.2%

File : AGSEC6A

hhid: Unique 32-character long identifier of the interview

Value	Label	Cases	Percentage
79d88e06d91e4cd		1	0.1%
79f33b19563f4f4e		4	0.2%
7abe5d30e6a8498		1	0.1%
7ad6d7c40e5e4b9		1	0.1%
7b2326640be14bc		1	0.1%
7b29316153d646c		3	0.2%
7bbb94753b1044e		2	0.1%
7bf504f68765456		3	0.2%
7c12e0ea1d4e471		2	0.1%
7c569b785e874be		2	0.1%
7c9c79216432435		1	0.1%
7ca617a1e120431		1	0.1%
7d9cc29e99d342b		2	0.1%
7d9ff9021dd840a		2	0.1%
7dfced6cbc8848e		1	0.1%
7e08b7dbbab14a8		1	0.1%
7f86a2edc5d649d		4	0.2%
7fe32876101b490		1	0.1%
80165b71b52d44c		3	0.2%
8042e10a7e3f4b5		4	0.2%
80685e65116449f		4	0.2%
8080069d932945f		3	0.2%
8098ff33aee0453c		1	0.1%
809eed217de2468		3	0.2%
80ad9da8adb0413		2	0.1%
8102b3a5a3a1412		2	0.1%
812dc79547e84a2		2	0.1%
815c7c9d48d5434		1	0.1%
81e67b3f7e6b4d4		1	0.1%
822fda27a3ed40e		4	0.2%
8246e0d5706b40c		1	0.1%
826daf363c50400		3	0.2%
828ce0b67c13444		2	0.1%
82d8faa62d3b44ff		3	0.2%
83654067698848c		2	0.1%
83c98b3903bc467		3	0.2%
83e732e22aa2449		4	0.2%
83f12b630c0f476		1	0.1%
8416b0586a6e46b		1	0.1%
8451a851dc5c47a		3	0.2%
84b9c4e3761d4a6		1	0.1%
84cd658cc8f24a4		2	0.1%
859e020c45b342a		2	0.1%

File : AGSEC6A

hhid: Unique 32-character long identifier of the interview

Value	Label	Cases	Percentage
86044ba9aa2a4b6		1	0.1%
86f6c965eb1f4e8		4	0.2%
877d861a869941		2	0.1%
88440a34b56e451		1	0.1%
88c5cfe97f6f4602		2	0.1%
89342a57ba6a47b		1	0.1%
8956185e1f994c1		1	0.1%
899f8a2cd117463		3	0.2%
8a5ea620d83e420		4	0.2%
8ac1830c403043a		2	0.1%
8b1c5ba2b25f434		1	0.1%
8ba30b564d1a40f		2	0.1%
8bfc13ab41b440		1	0.1%
8c4443ba9ef54eb		3	0.2%
8c526c6e4026423		2	0.1%
8c69f5721ee84ea		1	0.1%
8ceaeb1f41a84f68		2	0.1%
8d27bfc87d31484		3	0.2%
8ddc3a927db74c3		3	0.2%
8e0800d8ec91404		2	0.1%
8e13731385e74c8		2	0.1%
8f2805c60faf40a8		3	0.2%
8f28de7582444c4		1	0.1%
8f78f136f4ee4a3d		1	0.1%
8f8c64fa798c4e5e		4	0.2%
8fd7e756172d4ffe		4	0.2%
8ff2011bf11046ba		3	0.2%
908dd494e84b4c5		1	0.1%
91e639b1161046		2	0.1%
91efc699bca8452		4	0.2%
922a6b03b6944ac		4	0.2%
931c48581659420		3	0.2%
9343875f2ea24da		2	0.1%
93d6254771a94f2		1	0.1%
94251fb5c28a4aa		2	0.1%
945540415d9141e		2	0.1%
947e53b6adde4a4		2	0.1%
9497ebc9faaf444c		1	0.1%
95177689d72c427		3	0.2%
9553f4ffc1284fb6		3	0.2%
9584ae027ca549a		1	0.1%
95a213f7d9944f9		1	0.1%
95cd7d2ad5b5430		4	0.2%

File : AGSEC6A

hhid: Unique 32-character long identifier of the interview

Value	Label	Cases	Percentage
966eed8e8321484		3	0.2%
96af5e31bdc5411		3	0.2%
971f44decbbba438		1	0.1%
97510163d826480		2	0.1%
975ff8e2759b46d		2	0.1%
97a9f78d75774aa		2	0.1%
97cbf60019ff44ca		1	0.1%
97d420c3c887450		3	0.2%
97f9eef43a30451f		4	0.2%
98fd4943cbaf4f7b		2	0.1%
9918bbbc0bc7474		4	0.2%
9922746e409144f		3	0.2%
992e00149d2a4cc		3	0.2%
993c13190d2c48f		2	0.1%
994768192e0a46f		2	0.1%
99bb9b56b38542f		2	0.1%
9b2ee4a1c47f42b		1	0.1%
9b74b0f62de44be		3	0.2%
9c2388cce582456		2	0.1%
9c53e5a4d54a44e		2	0.1%
9c6f798b6064405		4	0.2%
9c92c41e2886404		3	0.2%
9cce9051cded44e		1	0.1%
9cd59c0742ed47c		2	0.1%
9ce14d1635fd4fe7		2	0.1%
9d60158b372846f		1	0.1%
9d7180d90f7a49b		1	0.1%
9da3836174fb48d		1	0.1%
9dc451335e534c9		2	0.1%
9e47a5951ea1431		1	0.1%
9e6b3a11bb654bc		1	0.1%
9f5ad7852a0a421		1	0.1%
9f80522ee9de400		1	0.1%
9f838ebb94fd432		1	0.1%
9f8f454ed136491		5	0.3%
9fcd129c95c544e		1	0.1%
9fe30174b194473		2	0.1%
a08468e3285942c		3	0.2%
a0eebd7a23d247b		2	0.1%
a1c428fcc6c84be2		1	0.1%
a20abcc5141a432		1	0.1%
a20d042853d1420		1	0.1%
a22faaa40bbb4ee2		1	0.1%

File : AGSEC6A

hhid: Unique 32-character long identifier of the interview

Value	Label	Cases	Percentage
a253a93dccd642c		1	0.1%
a399a30d9dfc41f4		1	0.1%
a47c8925889a4d4		1	0.1%
a4f7d649e1e8493		1	0.1%
a54fdf215157451d		4	0.2%
a5712e96e4db498		4	0.2%
a5c1728bb041435		1	0.1%
a5f9c696260d498		1	0.1%
a63eb513466a489		1	0.1%
a6a4bc9460134b4		3	0.2%
a70bc5a3415c493		2	0.1%
a73ed07efcc0466c		2	0.1%
a74eca7ac668455		1	0.1%
a77f47876cb6431		1	0.1%
a78868abf3bc42d		1	0.1%
a8f288b8aa41463		4	0.2%
a947bde848b49cf		1	0.1%
a9645d5b9bda47f		3	0.2%
aa136df8e8504d0		2	0.1%
aa38fc880e904ba7		4	0.2%
aa661ee42473444		2	0.1%
aaf20234393e4b3		1	0.1%
aaf8a7d0c31f4505		3	0.2%
ab13ca14ee2847d		4	0.2%
ab3961f1b648474		2	0.1%
abba7c9d177a4a1		4	0.2%
ac676794ee4c4e7		1	0.1%
ac6e0ef78e9b4d77		1	0.1%
ace3cb5f9c744f55		3	0.2%
ad03535f108d4cfb		1	0.1%
ad5e1e0f3baa4a9c		1	0.1%
adc8d19d7b854ad		3	0.2%
ae384fee2c1d4529		1	0.1%
ae48ed56320d4ba		1	0.1%
af0fcac55cdd4b32		1	0.1%
af49828203054f4		1	0.1%
af862d9321024e2		3	0.2%
af8e6ef8dfdd4346		2	0.1%
afb120116c75494		3	0.2%
afecf3d47a4444d2		2	0.1%
b0166821df2b407		1	0.1%
b016c0c6b4114b7		1	0.1%
b026906162bf45b		3	0.2%

File : AGSEC6A

hhid: Unique 32-character long identifier of the interview

Value	Label	Cases	Percentage
b090658cc69b4f5		3	0.2%
b09aa1bab592441		2	0.1%
b0d9f19237d647f		3	0.2%
b11aea0ef7944c7i		4	0.2%
b1ba139be20a476		3	0.2%
b1d7d261c89044c		3	0.2%
b304b9aac6f64ce		2	0.1%
b388d412cb444c8		1	0.1%
b4309d1edc8749c		1	0.1%
b443e69b745a4e6		2	0.1%
b484669dfd79454		1	0.1%
b4e9b9bda3f341e		2	0.1%
b5026e18272641t		2	0.1%
b5b05a8426f04ac		1	0.1%
b718d47e034f4ec		1	0.1%
b80b8562fa0b473		2	0.1%
b81c9a390c9346b		1	0.1%
b885cb150f8f43c		1	0.1%
b8ba9e84a610412		1	0.1%
b8e2cea8f2cb416		2	0.1%
b8ec23406ddd432		1	0.1%
b99303e6cfd04d1		1	0.1%
b9ff3bfd5fd14716		2	0.1%
ba1e88a87d04494		1	0.1%
ba679ebab7a2407		3	0.2%
ba81be4a3ee6413		3	0.2%
babce4c54f7948a		1	0.1%
baf140fd0968471		3	0.2%
bb29554f6b394b4		3	0.2%
bbe988d76e74435		1	0.1%
bc9cfee31ebe4ac4		1	0.1%
bd72aee8d416406		1	0.1%
bdb354bb8e6d4a5		2	0.1%
bdb4e1273cf948b		2	0.1%
bdb8c4168948425		3	0.2%
bdc980caf798468		4	0.2%
be2216cf68aa4bb		3	0.2%
be4e3dfc5303488		2	0.1%
be66986323ae4c4		1	0.1%
be8dde780cd14d3		3	0.2%
bec29af61e624ba		1	0.1%
bed3e73713634ce		2	0.1%
bef86061296b4b7		3	0.2%

File : AGSEC6A

hhid: Unique 32-character long identifier of the interview

Value	Label	Cases	Percentage
bfff76973b0f4a6e		3	0.2%
c00e2d51bb424d5		2	0.1%
c020cfe5c05a4a7		3	0.2%
c0869f127ed3419		2	0.1%
c1547031f9684f0		3	0.2%
c1c101a7b400471		1	0.1%
c1cab02df2844da		3	0.2%
c1e0914c45ef425		2	0.1%
c2546dd3727f488		1	0.1%
c29ccb7007c14dc		4	0.2%
c2a181b861284c4		1	0.1%
c2d4e5e48dc14e2		2	0.1%
c36cdc633d9b406		1	0.1%
c3db1a75cf4844b		3	0.2%
c3eb26f27f1f4d5		3	0.2%
c4594434467a4b8		2	0.1%
c46722124c60478		1	0.1%
c479af7c7ced4f1e		1	0.1%
c4bfd881db4849b		2	0.1%
c500764c2b094d1		4	0.2%
c5267533e49e433		1	0.1%
c542d7add821442		2	0.1%
c543112060e04f9		1	0.1%
c5a5a13f5937460		2	0.1%
c6195e760ad2488		2	0.1%
c672847bea0742a		2	0.1%
c6b8a07762ad452		1	0.1%
c6e6881d681f46a		3	0.2%
c733fc061f9b438		2	0.1%
c76b396bcd9442		3	0.2%
c77eec233dd34f0		3	0.2%
c85b148132f4490		1	0.1%
c8d27e13b1764c3		2	0.1%
c9272b4495e444c		3	0.2%
c984a7d89061415		4	0.2%
c9bab04ae0f2433		1	0.1%
ca4583e980e848b		3	0.2%
ca9b279358ba469		1	0.1%
caaa15e8b3144a6		1	0.1%
cabf8bea274749cl		2	0.1%
cae0ce39279b4e9		1	0.1%
cae9af900516474		1	0.1%
cb3a33597c1a4d9		1	0.1%

File : AGSEC6A

hhid: Unique 32-character long identifier of the interview

Value	Label	Cases	Percentage
cb6261f36877496		1	0.1%
cb7501fa2a38421		3	0.2%
cb988146f4464de		2	0.1%
cbb10f3fcada4ee1		1	0.1%
cc1c2e4ec260477		4	0.2%
cc58794a234540c		3	0.2%
cc6f4c0f37d349dc		2	0.1%
cc7b0a5dd3bb48a		3	0.2%
cc7b17511ccd427		2	0.1%
cd277a80d89b475		2	0.1%
cd465dbb2333447		4	0.2%
cd7d1e66e898489		2	0.1%
cddd06b87737495		2	0.1%
cdf369efe8ef462a		1	0.1%
ce73a020e9394e1		3	0.2%
ceb691ba786d4dd		1	0.1%
ced961fdc3c841a		1	0.1%
cf14f86035f849ae		2	0.1%
cf3cb7e0f596454		1	0.1%
cf57a6b9d7f9483		1	0.1%
cf764913d44d48e		3	0.2%
cfc1080942b423		4	0.2%
cfeeb97657a146d		1	0.1%
cff81da8a11f4200		2	0.1%
d079ea245db04ea		2	0.1%
d09d53ce3b15410		1	0.1%
d0b9ed3d036e430		2	0.1%
d0fc106b82d44bfi		3	0.2%
d1b9c2c55df64df		1	0.1%
d208c5d95f754d2		2	0.1%
d24b1c6ea623448		1	0.1%
d297bbefa754420		3	0.2%
d2c4e3581cf84c7		2	0.1%
d2e69dc8645343t		3	0.2%
d32b478937e446e		3	0.2%
d32c828937da4ba		2	0.1%
d34a41bd6797492		2	0.1%
d35378a850bc461		2	0.1%
d370d33a2d714e4		2	0.1%
d386bb0a11ae4b3		3	0.2%
d3e4723f890a4e1		4	0.2%
d3ea5ec40dd44cd		1	0.1%
d43af79087294cc		1	0.1%

File : AGSEC6A

hhid: Unique 32-character long identifier of the interview

Value	Label	Cases	Percentage
d55a25a8cfc2440f		3	0.2%
d5e1ef9ca4ce4189		1	0.1%
d614c15d10c640f		2	0.1%
d6b81a5d2de8458		1	0.1%
d700851e72dd43c		2	0.1%
d73b3e7f240e4b1		1	0.1%
d73c7896e8df453		1	0.1%
d76ea9bda03e4d6		1	0.1%
d7706b24c3d347c		1	0.1%
d7c13215572f4d7		1	0.1%
d7fef0ab4776477c		6	0.3%
d823d26a483f4f2f		3	0.2%
d8299527d4c84e3		1	0.1%
d839c9a50329421		1	0.1%
d85364f667764e2		4	0.2%
d86d2a43c16b4ab		2	0.1%
d88719baee534a4		4	0.2%
d8dbdd6a08d240e		2	0.1%
d8dd0902929d40e		1	0.1%
d8ebd301501f41f		1	0.1%
d954e17bd530462		4	0.2%
d9923637dc2b442		2	0.1%
da59c2b263a7443		1	0.1%
da7c1acef766450f		2	0.1%
da9d2b5060f746a		1	0.1%
db5bc412d6e449a		1	0.1%
db635523a59049e		3	0.2%
dca38505f509451		2	0.1%
dd10ba0dc993414		1	0.1%
dd40bfff42e51437		3	0.2%
ddf4f5dafa54f6ff		4	0.2%
de33100b792a468		4	0.2%
de338ded45464f8		1	0.1%
de5ae2c27aba494		1	0.1%
de64d77e46e4461		4	0.2%
deb474ee4cdd400		1	0.1%
deba7803811c4dd		2	0.1%
ded764e83b8a473		1	0.1%
df0183ce430a4e6f		3	0.2%
df1267c3b0e340e		1	0.1%
df12a5d33da44ea		3	0.2%
df875f34f4c04631		2	0.1%
e0af6581e480487		2	0.1%

File : AGSEC6A

hhid: Unique 32-character long identifier of the interview

Value	Label	Cases	Percentage
e0b7a6329e394fb		2	0.1%
e13e814ea3044d1		3	0.2%
e1574e4773b548a		3	0.2%
e1643070060548:		4	0.2%
e18e3ded6e684e3		1	0.1%
e1b9ef12df374cc7		1	0.1%
e2129f8175624a4		1	0.1%
e33a0702257c400		3	0.2%
e35b0fbe3fb64f5t		2	0.1%
e35e43cf0979412		2	0.1%
e3757ed781814ce		1	0.1%
e423b8514f984fb		1	0.1%
e493ef6d407d428		4	0.2%
e4985f432e97443		1	0.1%
e53e84a2f6dd406		2	0.1%
e581fc059ecd49ca		2	0.1%
e5a999aba16d499		2	0.1%
e5ed530dd88641a		4	0.2%
e65772b68645431		3	0.2%
e67c4afb41e34c3!		2	0.1%
e68fe982eac94d5'		1	0.1%
e6a9bab17f8849b		2	0.1%
e6f5f5169bc3430!		3	0.2%
e7032cc83bf04c5!		2	0.1%
e736cbcb6cbfb4c6		1	0.1%
e756f8884324418		3	0.2%
e7a027ff891343el		1	0.1%
e7b2a8826af4454		3	0.2%
e7d77ca7f81a484!		1	0.1%
e81dd4fafebd464:		3	0.2%
e972e0a0554040e		3	0.2%
e97b81b2faab4db		3	0.2%
e9d6ebd0aa7746f		2	0.1%
ea0f8ef467464f61		2	0.1%
ea3f64282dec45d!		2	0.1%
ea68815dfc92433		4	0.2%
eb1176eebac742c		2	0.1%
eb1f1dc0ec804c4e		1	0.1%
eb25a1ffa3cf4f5d.		2	0.1%
ebb85b6c7d9e47a		3	0.2%
ebc0193e87d5462		1	0.1%
ebeb4068415d4c5		3	0.2%
ed2b480c4ef4433		3	0.2%

File : AGSEC6A

hhid: Unique 32-character long identifier of the interview

Value	Label	Cases	Percentage
ed423aeba23f4e3l		3	0.2%
ed78dc302bec4f5i		1	0.1%
ed9ab55f902c4f7c		2	0.1%
edc2e1593f6a412.		2	0.1%
ee5f7be787074fcf		1	0.1%
eec360a607e1411		2	0.1%
f0293cd185b34a4		2	0.1%
f067d9ab90c14e8		3	0.2%
f096f28dd4c44a1'		4	0.2%
f0a874e9e24144b		1	0.1%
f0d064b16cde4ee:		3	0.2%
f10aaca018df422l		2	0.1%
f1537f5ea95d4d9:		4	0.2%
f2db2de9c4da43f.		1	0.1%
f30b131f3ee1472i		1	0.1%
f31ba30a632b445		1	0.1%
f3500470a3d04ce		1	0.1%
f3e177ed6e204c6		2	0.1%
f3e25476d3ef418i		1	0.1%
f45e47063a174cd		1	0.1%
f48fbbf7649d4fde		1	0.1%
f4db6d39fd7d46d		1	0.1%
f549126dd640454		2	0.1%
f5824a55f9c5475'		3	0.2%
f5fd515d32b4403		3	0.2%
f6034d4efa1042f7		2	0.1%
f6540c6308904ba		2	0.1%
f65cb2f57f434d38		2	0.1%
f6c7716b58434f9i		2	0.1%
f6cd21fa81214b4'		3	0.2%
f6dc696ba9b84b7		1	0.1%
f744cf091afd4da0		1	0.1%
f765584b65144d3		1	0.1%
f7fd0344fb574bef		4	0.2%
f83cdb4b49ac4f3c		3	0.2%
f888744b268c4e5		2	0.1%
f8e7189925b64b8		1	0.1%
f91eb672ddd9405		1	0.1%
f97ec5c6042e466.		3	0.2%
f9884870860d40e		2	0.1%
f9a4cd1936524e1		1	0.1%
f9dbaead7f52456'		6	0.3%
fa0766c8d90d473		2	0.1%

File : AGSEC6A

hhid: Unique 32-character long identifier of the interview

Value	Label	Cases	Percentage
fa4e9895b7954c7		4	0.2%
fb396ea01ec4460		1	0.1%
fb99a93f0eac4360		2	0.1%
fb99e0f23d0f46a5		2	0.1%
fc6c2f9be5674c1t		4	0.2%
fc9d9d0ef91c48e5		3	0.2%
fca929b4529a415		3	0.2%
fcd98c21cbc04f05		1	0.1%
fd0b9ad1bc9b42c		2	0.1%
fd4f6fd7bd304e8e		3	0.2%
fd523ac8cfde4230		2	0.1%
fd7189698ce84de		3	0.2%
fd879919b5d3459		2	0.1%
fd8f6646583d4c0		1	0.1%
fdcbac53ea814e8c		2	0.1%
added		1	0.1%
added		3	0.2%
added		1	0.1%
added		3	0.2%
added		3	0.2%
added		3	0.2%
added		1	0.1%
added		2	0.1%
added		4	0.2%
added		4	0.2%
added		3	0.2%
added		1	0.1%

Warning: these figures indicate the number of cases found in the data file. They cannot be interpreted as summary statistics of the population of interest.

LiveStockID: Id in s6a_roster

Information		[Type= discrete] [Format=numeric] [Range= 1-12] [Missing=*]		
Statistics [NW/ W]		[Valid=1851 /-] [Invalid=0 /-]		
Value	Label	Cases	Percentage	
1	EXOTIC/CROSS - Calves	83	<div></div>	4.5%
2	EXOTIC/CROSS - Bulls	65	<div></div>	3.5%
3	EXOTIC/CROSS - Oxen	2	<div></div>	0.1%
4	EXOTIC/CROSS - Heifers	49	<div></div>	2.6%
5	EXOTIC/CROSS - Cows	142	<div></div>	7.7%
6	INDIGENOUS - Calves	252	<div></div>	13.6%
7	INDIGENOUS - Bulls	396	<div></div>	21.4%

File : AGSEC6A

LiveStockID: Id in s6a_roster

Value	Label	Cases	Percentage
8	INDIGENOUS - Oxen	115	6.2%
9	INDIGENOUS - Heifers	192	10.4%
10	INDIGENOUS - Cows	553	29.9%
11	INDIGENOUS - Donkeys/mules	2	0.1%
12	INDIGENOUS - Horses	0	

Warning: these figures indicate the number of cases found in the data file. They cannot be interpreted as summary statistics of the population of interest.

s6aq01: 1. Has any member of your household raised or owned cattle and pack animals duri

Information	[Type= discrete] [Format=numeric] [Range= 1-2] [Missing=*]		
Statistics [NW/ W]	[Valid=1843 /-] [Invalid=8 /-]		
Value	Label	Cases	Percentage
1	Yes	1843	100.0%
2	No	0	
Sysmiss		8	

Warning: these figures indicate the number of cases found in the data file. They cannot be interpreted as summary statistics of the population of interest.

s6aq03a: 3a. How many %rosteritle% are owned by your household now (present at your farm

Information	[Type= continuous] [Format=numeric] [Range= 0-133] [Missing=*]		
Statistics [NW/ W]	[Valid=1851 /-] [Invalid=0 /-] [Mean=2.446 /-] [StdDev=5.366 /-]		

s6aq03b: 3b. Who owns the %rosteritle%? PID 1

Information	[Type= discrete] [Format=numeric] [Range= 1-13] [Missing=*]		
Statistics [NW/ W]	[Valid=1635 /-] [Invalid=216 /-] [Mean=1.261 /-] [StdDev=0.912 /-]		
Value	Label	Cases	Percentage
1		1428	87.3%
2		122	7.5%
3		28	1.7%
4		19	1.2%
5		22	1.3%
6		5	0.3%
7		6	0.4%
8		3	0.2%
10		1	0.1%
13		1	0.1%
Sysmiss		216	

Warning: these figures indicate the number of cases found in the data file. They cannot be interpreted as summary statistics of the population of interest.

s6aq03c: 3c. Who owns the %rosteritle%? PID 2

Information	[Type= discrete] [Format=numeric] [Range= 2-14] [Missing=*]		
Statistics [NW/ W]	[Valid=840 /-] [Invalid=1011 /-] [Mean=2.706 /-] [StdDev=1.832 /-]		
Value	Label	Cases	Percentage
2		673	80.1%
3		43	5.1%
4		34	4.0%
5		25	3.0%

File : AGSEC6A

s6aq03c: 3c. Who owns the %rosteritle%? PID 2

Value	Label	Cases	Percentage
6		14	1.7%
7		20	2.4%
8		5	0.6%
9		6	0.7%
10		9	1.1%
11		7	0.8%
12		2	0.2%
14		2	0.2%
Sysmiss		1011	

Warning: these figures indicate the number of cases found in the data file. They cannot be interpreted as summary statistics of the population of interest.

s6aq03d: 3d. Who keeps the %rosteritle% that your household owns? PID 1

Information	[Type= discrete] [Format=numeric] [Range= 1-13] [Missing=*]
Statistics [NW/ W]	[Valid=1609 /-] [Invalid=242 /-] [Mean=1.624 /-] [StdDev=1.437 /-]

Value	Label	Cases	Percentage
1		1182	73.5%
2		216	13.4%
3		66	4.1%
4		58	3.6%
5		31	1.9%
6		23	1.4%
7		15	0.9%
8		5	0.3%
9		6	0.4%
10		2	0.1%
11		4	0.2%
13		1	0.1%
Sysmiss		242	

Warning: these figures indicate the number of cases found in the data file. They cannot be interpreted as summary statistics of the population of interest.

s6aq03e: 3e. 3d. Who keeps the %rosteritle% that your household owns? PID 2

Information	[Type= discrete] [Format=numeric] [Range= 1-19] [Missing=*]
Statistics [NW/ W]	[Valid=996 /-] [Invalid=855 /-] [Mean=3.129 /-] [StdDev=2.124 /-]

Value	Label	Cases	Percentage
1		63	6.3%
2		540	54.2%
3		112	11.2%
4		97	9.7%
5		72	7.2%
6		32	3.2%
7		35	3.5%
8		8	0.8%
9		14	1.4%
10		13	1.3%

File : AGSEC6A

s6aq03e: 3e. 3d. Who keeps the %rosteritle% that your household owns? PID 2

Value	Label	Cases	Percentage
11		6	0.6%
14		2	0.2%
19		2	0.2%
Sysmiss		855	

Warning: these figures indicate the number of cases found in the data file. They cannot be interpreted as summary statistics of the population of interest.

s6aq03f: 3f. Does anyone outside the household keep the %rosteritle% that your household

Information	[Type= discrete] [Format=numeric] [Range= 1-2] [Missing=*]
Statistics [NW/ W]	[Valid=1677 /-] [Invalid=174 /-]

Value	Label	Cases	Percentage
1	Yes	284	16.9%
2	No	1393	83.1%
Sysmiss		174	

Warning: these figures indicate the number of cases found in the data file. They cannot be interpreted as summary statistics of the population of interest.

s6aq04a: 4a. How many %rosteritle% are kept but not owned by your household now?

Information	[Type= continuous] [Format=numeric] [Range= 0-200000] [Missing=*]
Statistics [NW/ W]	[Valid=1851 /-] [Invalid=0 /-] [Mean=108.29 /-] [StdDev=4648.644 /-]

s6aq04b: 4b. Who keeps the %rosteritle% that your household keeps but not owns? PID 1

Information	[Type= discrete] [Format=numeric] [Range= 1-7] [Missing=*]
Statistics [NW/ W]	[Valid=124 /-] [Invalid=1727 /-] [Mean=1.427 /-] [StdDev=0.964 /-]

Value	Label	Cases	Percentage
1		96	77.4%
2		13	10.5%
3		9	7.3%
4		4	3.2%
5		1	0.8%
7		1	0.8%
Sysmiss		1727	

Warning: these figures indicate the number of cases found in the data file. They cannot be interpreted as summary statistics of the population of interest.

s6aq04c: 4c. Who keeps the %rosteritle% that your household keeps but not owns? PID 2

Information	[Type= discrete] [Format=numeric] [Range= 2-14] [Missing=*]
Statistics [NW/ W]	[Valid=72 /-] [Invalid=1779 /-] [Mean=3.694 /-] [StdDev=2.287 /-]

Value	Label	Cases	Percentage
2		34	47.2%
3		8	11.1%
4		10	13.9%
5		7	9.7%
6		5	6.9%
7		2	2.8%
8		4	5.6%
9		1	1.4%
14		1	1.4%

File : AGSEC6A

s6aq04c: 4c. Who keeps the %roster% that your household keeps but not owns? PID 2

Value	Label	Cases	Percentage
Sysmiss		1779	

Warning: these figures indicate the number of cases found in the data file. They cannot be interpreted as summary statistics of the population of interest.

s6aq06: 6. How many %roster% did you own exactly 12 months ago (present or away)?

Information	[Type= continuous] [Format=numeric] [Range= 0-233] [Missing=*]
Statistics [NW/ W]	[Valid=1851 /-] [Invalid=0 /-] [Mean=2.359 /-] [StdDev=8.289 /-]

s6aq07: 7. During the last 12 months, how many %roster% were born or graduated to?

Information	[Type= discrete] [Format=numeric] [Range= 0-20] [Missing=*]
Statistics [NW/ W]	[Valid=1851 /-] [Invalid=0 /-] [Mean=0.487 /-] [StdDev=1.264 /-]

Value	Label	Cases	Percentage
0		1356	73.3%
1		324	17.5%
2		95	5.1%
3		26	1.4%
4		16	0.9%
5		13	0.7%
6		8	0.4%
7		4	0.2%
8		3	0.2%
10		4	0.2%
20		2	0.1%

Warning: these figures indicate the number of cases found in the data file. They cannot be interpreted as summary statistics of the population of interest.

s6aq08: 8. How many were received as gift or payment for services provided?

Information	[Type= discrete] [Format=numeric] [Range= 0-9] [Missing=*]
Statistics [NW/ W]	[Valid=1851 /-] [Invalid=0 /-] [Mean=0.0249 /-] [StdDev=0.272 /-]

Value	Label	Cases	Percentage
0		1820	98.3%
1		25	1.4%
2		4	0.2%
4		1	0.1%
9		1	0.1%

Warning: these figures indicate the number of cases found in the data file. They cannot be interpreted as summary statistics of the population of interest.

s6aq09: 9. How many were given away as gift or payment for services received?

Information	[Type= discrete] [Format=numeric] [Range= 0-10] [Missing=*]
Statistics [NW/ W]	[Valid=1851 /-] [Invalid=0 /-] [Mean=0.0357 /-] [StdDev=0.335 /-]

Value	Label	Cases	Percentage
0		1814	98.0%
1		22	1.2%
2		9	0.5%
3		4	0.2%
4		1	0.1%
10		1	0.1%

File : AGSEC6A

s6aq09: 9. How many were given away as gift or payment for services received?

Warning: these figures indicate the number of cases found in the data file. They cannot be interpreted as summary statistics of the population of interest.

s6aq10: 10. During the last 12 months, how many %roster% were lost to theft?

Information	[Type= discrete] [Format=numeric] [Range= 0-4] [Missing=*]		
Statistics [NW/ W]	[Valid=1851 /-] [Invalid=0 /-] [Mean=0.0189 /-] [StdDev=0.2 /-]		
Value	Label	Cases	Percentage
0		1829	98.8%
1		14	0.8%
2		5	0.3%
3		1	0.1%
4		2	0.1%

Warning: these figures indicate the number of cases found in the data file. They cannot be interpreted as summary statistics of the population of interest.

s6aq11: 11. During the last 12 months, how many %roster% were lost to injury, accid

Information	[Type= continuous] [Format=numeric] [Range= 0-27] [Missing=*]
Statistics [NW/ W]	[Valid=1851 /-] [Invalid=0 /-] [Mean=0.0551 /-] [StdDev=0.818 /-]

s6aq12: 12. During the last 12 months, how many %roster% were lost to disease?

Information	[Type= continuous] [Format=numeric] [Range= 0-60] [Missing=*]
Statistics [NW/ W]	[Valid=1851 /-] [Invalid=0 /-] [Mean=0.0929 /-] [StdDev=1.45 /-]

s6aq13a: 13a. During the last 12 months, how many did you buy any %roster% to raise?

Information	[Type= discrete] [Format=numeric] [Range= 0-5] [Missing=*]
Statistics [NW/ W]	[Valid=1851 /-] [Invalid=0 /-] [Mean=0.081 /-] [StdDev=0.363 /-]

Value	Label	Cases	Percentage
0		1736	93.8%
1		91	4.9%
2		18	1.0%
3		3	0.2%
4		1	0.1%
5		2	0.1%

Warning: these figures indicate the number of cases found in the data file. They cannot be interpreted as summary statistics of the population of interest.

s6aq13b: 13b. What was, on average, the value of each %roster% bought?

Information	[Type= continuous] [Format=numeric] [Range= 250000-2000000] [Missing=*]
Statistics [NW/ W]	[Valid=115 /-] [Invalid=1736 /-] [Mean=589817.391 /-] [StdDev=234069.775 /-]

s6aq14a: 14a. During the last 12 months, how many did you sell any alive %roster%?

Information	[Type= continuous] [Format=numeric] [Range= 0-100] [Missing=*]
Statistics [NW/ W]	[Valid=1851 /-] [Invalid=0 /-] [Mean=0.297 /-] [StdDev=2.787 /-]

s6aq14b: 14b. What was, on average, the value of each %roster% sold?

Information	[Type= continuous] [Format=numeric] [Range= 0-4000000] [Missing=*]
Statistics [NW/ W]	[Valid=267 /-] [Invalid=1584 /-] [Mean=766554.307 /-] [StdDev=460163.75 /-]

s6aq15: 15. During the last 12 months, how many did you slaughter any %roster%?

Information	[Type= discrete] [Format=numeric] [Range= 0-2] [Missing=*]
Statistics [NW/ W]	[Valid=1851 /-] [Invalid=0 /-] [Mean=0.00648 /-] [StdDev=0.0928 /-]

File : AGSEC6A

s6aq15: 15. During the last 12 months, how many did you slaughter any %rosteritle%?

Value	Label	Cases	Percentage
0		1841	<div></div> 99.5%
1		8	0.4%
2		2	0.1%

Warning: these figures indicate the number of cases found in the data file. They cannot be interpreted as summary statistics of the population of interest.

s6aq15b: 15b. What are the 2 main (1/2) reasons why the hh possessed or raised %rosteritle%

Information	[Type= discrete] [Format=numeric] [Range= 1-9] [Missing=*]
Statistics [NW/ W]	[Valid=1851 /-] [Invalid=0 /-]

Value	Label	Cases	Percentage
1	Generate revenue	1266	<div></div> 68.4%
2	Milk consumption	171	<div></div> 9.2%
3	Meat consumption	3	0.2%
4	festivals and ceremonies	59	<div></div> 3.2%
5	lowered agricultural revenues	107	<div></div> 5.8%
6	Traditional activity	204	<div></div> 11.0%
7	Transport	11	0.6%
8	Works	25	1.4%
9	other	5	0.3%

Warning: these figures indicate the number of cases found in the data file. They cannot be interpreted as summary statistics of the population of interest.

s6aq15c: 15c. What are the 2 main (2/2) reasons why the hh possessed or raised %rosteritle%

Information	[Type= discrete] [Format=numeric] [Range= 1-9] [Missing=*]
Statistics [NW/ W]	[Valid=1129 /-] [Invalid=722 /-]

Value	Label	Cases	Percentage
1	Generate revenue	179	<div></div> 15.9%
2	Milk consumption	279	<div></div> 24.7%
3	Meat consumption	51	<div></div> 4.5%
4	festivals and ceremonies	109	<div></div> 9.7%
5	lowered agricultural revenues	240	<div></div> 21.3%
6	Traditional activity	179	<div></div> 15.9%
7	Transport	14	<div></div> 1.2%
8	Works	72	<div></div> 6.4%
9	other	6	0.5%
Sysmiss		722	

Warning: these figures indicate the number of cases found in the data file. They cannot be interpreted as summary statistics of the population of interest.

s6aq16: 16. What is the main purpose of livestock products originating from %rosteritle%

Information	[Type= discrete] [Format=numeric] [Range= 1-3] [Missing=*]
Statistics [NW/ W]	[Valid=1851 /-] [Invalid=0 /-]

Value	Label	Cases	Percentage
1	Subsistence	1124	<div></div> 60.7%
2	Commercial	725	<div></div> 39.2%
3	Other (specify)	2	0.1%

Warning: these figures indicate the number of cases found in the data file. They cannot be interpreted as summary statistics of the population of interest.

File : AGSEC6B			
# hhid: Unique 32-character long identifier of the interview			
Information		[Type= discrete] [Format=character] [Missing=*]	
Statistics [NW/ W]		[Valid=2535 /-] [Invalid=0 /-]	
# ALiveStock_Small_ID: Id in s6b_roster			
Information		[Type= discrete] [Format=numeric] [Range= 13-22] [Missing=*]	
Statistics [NW/ W]		[Valid=2535 /-] [Invalid=0 /-]	
Value	Label	Cases	Percentage
13	EXOTIC/CROSS - Male goats	15	<div><div></div></div> 0.6%
14	EXOTIC/CROSS - Female goats	17	<div><div></div></div> 0.7%
15	EXOTIC/CROSS - Male sheep	1	<div><div></div></div> 0.0%
16	EXOTIC/CROSS - Female sheep	4	<div><div></div></div> 0.2%
17	EXOTIC/CROSS - Pigs	27	<div><div></div></div> 1.1%
18	INDIGENOUS - Male goats	622	<div><div></div></div> 24.5%
19	INDIGENOUS - Female goats	1070	<div><div></div></div> 42.2%
20	INDIGENOUS - Male sheep	107	<div><div></div></div> 4.2%
21	INDIGENOUS - Female sheep	215	<div><div></div></div> 8.5%
22	INDIGENOUS - Pigs	457	<div><div></div></div> 18.0%
Warning: these figures indicate the number of cases found in the data file. They cannot be interpreted as summary statistics of the population of interest.			
# s6bq01: 1. Has any member of your household raised or owned small animals during the las			
Information		[Type= discrete] [Format=numeric] [Range= 1-2] [Missing=*]	
Statistics [NW/ W]		[Valid=2513 /-] [Invalid=22 /-]	
Value	Label	Cases	Percentage
1	Yes	2513	<div><div></div></div> 100.0%
2	No	0	
Sysmiss		22	
Warning: these figures indicate the number of cases found in the data file. They cannot be interpreted as summary statistics of the population of interest.			
# s6bq03a: 3a. How many %rosteritle% are owned by your household now (present at your farm			
Information		[Type= continuous] [Format=numeric] [Range= 0-34] [Missing=*]	
Statistics [NW/ W]		[Valid=2533 /-] [Invalid=2 /-] [Mean=2.818 /-] [StdDev=3.019 /-]	
# s6bq03b: 3b. Who owns the %rosteritle%? PID 1			
Information		[Type= discrete] [Format=numeric] [Range= 1-13] [Missing=*]	
Statistics [NW/ W]		[Valid=2234 /-] [Invalid=301 /-] [Mean=1.346 /-] [StdDev=1.048 /-]	
Value	Label	Cases	Percentage
1		1828	<div><div></div></div> 81.8%
2		283	<div><div></div></div> 12.7%
3		30	<div><div></div></div> 1.3%
4		31	<div><div></div></div> 1.4%
5		25	<div><div></div></div> 1.1%
6		11	<div><div></div></div> 0.5%
7		15	<div><div></div></div> 0.7%
8		6	<div><div></div></div> 0.3%
10		3	<div><div></div></div> 0.1%

File : AGSEC6B

s6bq03b: 3b. Who owns the %rosteritle%? PID 1

Value	Label	Cases	Percentage
13		2	0.1%
Sysmiss		301	

Warning: these figures indicate the number of cases found in the data file. They cannot be interpreted as summary statistics of the population of interest.

s6bq03c: 3c. Who owns the %rosteritle%? PID 2

Information	[Type= discrete] [Format=numeric] [Range= 2-12] [Missing=*]
Statistics [NW/ W]	[Valid=1089 /-] [Invalid=1446 /-] [Mean=2.654 /-] [StdDev=1.603 /-]

Value	Label	Cases	Percentage
2		838	77.0%
3		98	9.0%
4		46	4.2%
5		37	3.4%
6		23	2.1%
7		14	1.3%
8		6	0.6%
9		13	1.2%
10		8	0.7%
11		2	0.2%
12		4	0.4%
Sysmiss		1446	

Warning: these figures indicate the number of cases found in the data file. They cannot be interpreted as summary statistics of the population of interest.

s6bq03d: 3d. Who keeps the %rosteritle% that your household owns? PID 1

Information	[Type= discrete] [Format=numeric] [Range= 1-13] [Missing=*]
Statistics [NW/ W]	[Valid=2227 /-] [Invalid=308 /-] [Mean=1.509 /-] [StdDev=1.198 /-]

Value	Label	Cases	Percentage
1		1653	74.2%
2		352	15.8%
3		71	3.2%
4		68	3.1%
5		37	1.7%
6		19	0.9%
7		17	0.8%
8		3	0.1%
9		2	0.1%
10		2	0.1%
12		1	0.0%
13		2	0.1%
Sysmiss		308	













Warning: these figures indicate the number of cases found in the data file. They cannot be interpreted as summary statistics of the population of interest.

s6bq03e: 3e. 3d. Who keeps the %rosteritle% that your household owns? PID 2

Information	[Type= discrete] [Format=numeric] [Range= 2-22] [Missing=*]
Statistics [NW/ W]	[Valid=1377 /-] [Invalid=1158 /-] [Mean=3.171 /-] [StdDev=1.889 /-]

File : AGSEC6B

s6bq03e: 3e. 3d. Who keeps the %roster% that your household owns? PID 2

Value	Label	Cases	Percentage
2		793	 57.6%
3		186	 13.5%
4		142	 10.3%
5		102	 7.4%
6		62	 4.5%
7		41	 3.0%
8		16	 1.2%
9		11	 0.8%
10		17	 1.2%
11		5	 0.4%
12		1	 0.1%
22		1	 0.1%
Sysmiss		1158	

Warning: these figures indicate the number of cases found in the data file. They cannot be interpreted as summary statistics of the population of interest.

s6bq03f: 3f. Does anyone outside the household keep the %roster% that your household

Information		[Type= discrete] [Format=numeric] [Range= 1-2] [Missing=*]		
Statistics [NW/ W]		[Valid=2357 /-] [Invalid=178 /-]		
Value	Label	Cases	Percentage	
1	Yes	205	<div><div></div></div>	8.7%
2	No	2152	<div><div></div></div>	91.3%
Sysmiss		178		

Warning: these figures indicate the number of cases found in the data file. They cannot be interpreted as summary statistics of the population of interest.

s6bq04a: 4a. How many %roster% are kept but not owned by your household now?

Information	[Type= continuous] [Format=numeric] [Range= 0-23] [Missing=*]
Statistics [NW/ W]	[Valid=2533 /-] [Invalid=2 /-] [Mean=0.148 /-] [StdDev=0.916 /-]

s6bq04b: 4b. Who keeps the %roster% that your household keeps but not owns? PID 1

Information	[Type= discrete] [Format=numeric] [Range= 1-5] [Missing=*]		
Statistics [NW/ W]	[Valid=129 /-] [Invalid=2406 /-] [Mean=1.341 /-] [StdDev=0.776 /-]		
Value	Label	Cases	Percentage
1		100	<div></div> 77.5%
2		21	<div></div> 16.3%
3		3	<div></div> 2.3%
4		3	<div></div> 2.3%
5		2	<div></div> 1.6%
Sysmiss		2406	







Warning: these figures indicate the number of cases found in the data file. They cannot be interpreted as summary statistics of the population of interest.

s6bq04c: 4c. Who keeps the %roster% that your household keeps but not owns? PID 2

Information	[Type= discrete] [Format=numeric] [Range= 2-8] [Missing=*]
Statistics [NW/ W]	[Valid=74 /-] [Invalid=2461 /-] [Mean=3.041 /-] [StdDev=1.574 /-]

File : AGSEC6B

s6bq04c: 4c. Who keeps the %rosteritle% that your household keeps but not owns? PID 2

Value	Label	Cases	Percentage
2		41	 55.4%
3		15	 20.3%
4		5	 6.8%
5		6	 8.1%
6		4	 5.4%
8		3	 4.1%
Sysmiss		2461	

Warning: these figures indicate the number of cases found in the data file. They cannot be interpreted as summary statistics of the population of interest.

s6bq06: 6. How many %rosteritle% did you own exactly 6 months ago (present or away)?








Information	[Type= continuous] [Format=numeric] [Range= 0-35] [Missing=*]
Statistics [NW/ W]	[Valid=2533 /-] [Invalid=2 /-] [Mean=2.439 /-] [StdDev=3.031 /-]

s6bq07: 7. During the last 6 months, how many %rosteritle% were born or graduated to?

Information	[Type= continuous] [Format=numeric] [Range= 0-68] [Missing=*]
Statistics [NW/ W]	[Valid=2533 /-] [Invalid=2 /-] [Mean=1.029 /-] [StdDev=2.328 /-]

s6bq08: 8. How many were received as gift or payment for services provided?







Information	[Type= discrete] [Format=numeric] [Range= 0-6] [Missing=*]
Statistics [NW/ W]	[Valid=2533 /-] [Invalid=2 /-] [Mean=0.0332 /-] [StdDev=0.3 /-]

Value	Label	Cases	Percentage
0		2485	 98.1%
1		30	 1.2%
2		11	 0.4%
3		2	 0.1%
4		1	 0.0%
5		2	 0.1%
6		2	 0.1%
Sysmiss		2	

Warning: these figures indicate the number of cases found in the data file. They cannot be interpreted as summary statistics of the population of interest.

s6bq09: 9. How many were given away as gift or payment for services received?

Information	[Type= discrete] [Format=numeric] [Range= 0-8] [Missing=*]
Statistics [NW/ W]	[Valid=2533 /-] [Invalid=2 /-] [Mean=0.06 /-] [StdDev=0.427 /-]

Value	Label	Cases	Percentage
0		2456	 97.0%
1		40	 1.6%
2		21	 0.8%
3		8	 0.3%
4		1	 0.0%
5		2	 0.1%
6		4	 0.2%
8		1	 0.0%
Sysmiss		2	

Warning: these figures indicate the number of cases found in the data file. They cannot be interpreted as summary statistics of the population of interest.

File : AGSEC6B

s6bq10: 10. During the last 6 months, how many %rosteritle% were lost to theft?

Information [Type= continuous] [Format=numeric] [Range= 0-32] [Missing=*]

Statistics [NW/ W] [Valid=2533 /-] [Invalid=2 /-] [Mean=0.0636 /-] [StdDev=0.951 /-]

s6bq11: 11. During the last 6 months, how many %rosteritle% were lost to injury, accide

Information [Type= discrete] [Format=numeric] [Range= 0-13] [Missing=*]

Statistics [NW/ W] [Valid=2533 /-] [Invalid=2 /-] [Mean=0.0628 /-] [StdDev=0.489 /-]

Value	Label	Cases	Percentage
0		2447	96.6%
1		52	2.1%
2		24	0.9%
3		3	0.1%
4		1	0.0%
5		3	0.1%
6		1	0.0%
12		1	0.0%
13		1	0.0%
Sysmiss		2	

Warning: these figures indicate the number of cases found in the data file. They cannot be interpreted as summary statistics of the population of interest.

s6bq12: 12. During the last 6 months, how many %rosteritle% were lost to disease?

Information [Type= discrete] [Format=numeric] [Range= 0-15] [Missing=*]

Statistics [NW/ W] [Valid=2533 /-] [Invalid=2 /-] [Mean=0.141 /-] [StdDev=0.756 /-]

Value	Label	Cases	Percentage
0		2372	93.6%
1		86	3.4%
2		35	1.4%
3		14	0.6%
4		8	0.3%
5		7	0.3%
6		3	0.1%
7		2	0.1%
8		2	0.1%
9		2	0.1%
11		1	0.0%
15		1	0.0%
Sysmiss		2	

Warning: these figures indicate the number of cases found in the data file. They cannot be interpreted as summary statistics of the population of interest.

s6bq13a: 13a. Did you buy any %rosteritle% to raise during the last 6 months?

Information [Type= discrete] [Format=numeric] [Range= 0-7] [Missing=*]

Statistics [NW/ W] [Valid=2533 /-] [Invalid=2 /-] [Mean=0.178 /-] [StdDev=0.583 /-]

Value	Label	Cases	Percentage
0		2242	88.5%
1		185	7.3%
2		74	2.9%

File : AGSEC6B

s6bq13a: 13a. Did you buy any %rosteritle% to raise during the last 6 months?

Value	Label	Cases	Percentage
3		19	0.8%
4		8	0.3%
5		3	0.1%
6		1	0.0%
7		1	0.0%
Sysmiss		2	

Warning: these figures indicate the number of cases found in the data file. They cannot be interpreted as summary statistics of the population of interest.

s6bq13b: 13b. What was, on average, the value of each %rosteritle% bought?

Information	[Type= continuous] [Format=numeric] [Range= 0-280000] [Missing=*]
Statistics [NW/ W]	[Valid=291 -] [Invalid=2244 -] [Mean=58910.691 -] [StdDev=29102.665 -]

s6bq14a: 14a. Did you sell any alive %rosteritle% during the last 6 months?

Information	[Type= continuous] [Format=numeric] [Range= 0-43] [Missing=*]
Statistics [NW/ W]	[Valid=2533 -] [Invalid=2 -] [Mean=0.495 -] [StdDev=1.683 -]

s6bq14b: 14b. What was, on average, the value of each %rosteritle% sold?

Information	[Type= continuous] [Format=numeric] [Range= 0-600000] [Missing=*]
Statistics [NW/ W]	[Valid=502 -] [Invalid=2033 -] [Mean=98920.817 -] [StdDev=65889.998 -]

s6bq15: 15. Did you slaughter any %rosteritle% during the last 6 months?If none write 0

Information	[Type= discrete] [Format=numeric] [Range= 0-5] [Missing=*]
Statistics [NW/ W]	[Valid=2533 -] [Invalid=2 -] [Mean=0.0308 -] [StdDev=0.277 -]

Value	Label	Cases	Percentage
0		2489	98.3%
1		26	1.0%
2		9	0.4%
3		4	0.2%
4		3	0.1%
5		2	0.1%
Sysmiss		2	

Warning: these figures indicate the number of cases found in the data file. They cannot be interpreted as summary statistics of the population of interest.

s6bq15b: 15b. What are the 2 main (1/2) reasons why the hh possessed or raised %rosteritit

Information	[Type= discrete] [Format=numeric] [Range= 1-9] [Missing=*]
Statistics [NW/ W]	[Valid=2533 -] [Invalid=2 -]

Value	Label	Cases	Percentage
1	Generate revenue	1906	75.2%
2	Milk consumption	9	0.4%
3	Meat consumption	23	0.9%
4	festivals and ceremonies	122	4.8%
5	lowered agricultural revenues	152	6.0%
6	Traditional activity	317	12.5%
7	Transport	1	0.0%
8	Works	0	

File : AGSEC6B

s6bq15b: 15b. What are the 2 main (1/2) reasons why the hh possessed or raised %rosteritit

Value	Label	Cases	Percentage
9	other	3	0.1%
Sysmiss		2	

Warning: these figures indicate the number of cases found in the data file. They cannot be interpreted as summary statistics of the population of interest.

s6bq15c: 15b. What are the 2 main (2/2) reasons why the hh possessed or raised %rosteritit

Information	[Type= discrete] [Format=numeric] [Range= 1-9] [Missing=*]
Statistics [NW/ W]	[Valid=1254 /-] [Invalid=1281 /-]

Value	Label	Cases	Percentage
1	Generate revenue	200	15.9%
2	Milk consumption	7	0.6%
3	Meat consumption	155	12.4%
4	festivals and ceremonies	163	13.0%
5	lowered agricultural revenues	435	34.7%
6	Traditional activity	294	23.4%
7	Transport	0	
8	Works	0	
9	other	0	
Sysmiss		1281	

Warning: these figures indicate the number of cases found in the data file. They cannot be interpreted as summary statistics of the population of interest.

s6bq16: 16. What is the main purpose of livestock products originating from %rosterititle

Information	[Type= discrete] [Format=numeric] [Range= 1-3] [Missing=*]
Statistics [NW/ W]	[Valid=2533 /-] [Invalid=2 /-]

Value	Label	Cases	Percentage
1	Subsistence	1537	60.7%
2	Commercial	995	39.3%
3	Other, specify	1	0.0%
Sysmiss		2	

Warning: these figures indicate the number of cases found in the data file. They cannot be interpreted as summary statistics of the population of interest.

File : AGSEC6C

hhid: Unique 32-character long identifier of the interview

Information	[Type= discrete] [Format=character] [Missing=*]
Statistics [NW/ W]	[Valid=1447 /-] [Invalid=0 /-]

APCode: Id in s6c_roster

Information	[Type= discrete] [Format=numeric] [Range= 23-27] [Missing=*]
Statistics [NW/ W]	[Valid=1447 /-] [Invalid=0 /-]

Value	Label	Cases	Percentage
23	Indigenous dual-purpose chicken	1262	<div></div> 87.2%
24	Layers (exotic/cross chicken)	8	<div></div> 0.6%
25	Broilers (Exotic/cross chicken)	11	<div></div> 0.8%
26	Other poultry and birds (turkeys / ducks / geese)	144	<div></div> 10.0%
27	Rabbits	22	<div></div> 1.5%

Warning: these figures indicate the number of cases found in the data file. They cannot be interpreted as summary statistics of the population of interest.

s6cq01: 1. Has any member of your household raised or owned rabbits, poultry, or other d

Information	[Type= discrete] [Format=numeric] [Range= 1-2] [Missing=*]
Statistics [NW/ W]	[Valid=1429 /-] [Invalid=18 /-]

Value	Label	Cases	Percentage
1	Yes	1429	<div></div> 100.0%
2	No	0	
Sysmiss		18	

Warning: these figures indicate the number of cases found in the data file. They cannot be interpreted as summary statistics of the population of interest.

s6cq03a: 3a. How many %rosteritle% are owned by your household now (present at your farm

Information	[Type= continuous] [Format=numeric] [Range= 0-1500] [Missing=*]
Statistics [NW/ W]	[Valid=1447 /-] [Invalid=0 /-] [Mean=11.446 /-] [StdDev=52.57 /-]

s6cq03b: 3b. Who owns the %rosteritle%? PID 1

Information	[Type= discrete] [Format=numeric] [Range= 1-13] [Missing=*]
Statistics [NW/ W]	[Valid=1279 /-] [Invalid=168 /-] [Mean=1.355 /-] [StdDev=1.005 /-]

Value	Label	Cases	Percentage
1		1025	<div></div> 80.1%
2		177	<div></div> 13.8%
3		26	<div></div> 2.0%
4		19	<div></div> 1.5%
5		17	<div></div> 1.3%
6		5	<div></div> 0.4%
7		6	<div></div> 0.5%
10		3	<div></div> 0.2%
13		1	<div></div> 0.1%
Sysmiss		168	











Warning: these figures indicate the number of cases found in the data file. They cannot be interpreted as summary statistics of the population of interest.

s6cq03c: 3c. Who owns the %rosteritle%? PID 2

Information	[Type= discrete] [Format=numeric] [Range= 2-12] [Missing=*]
Statistics [NW/ W]	[Valid=675 /-] [Invalid=772 /-] [Mean=2.701 /-] [StdDev=1.596 /-]

File : AGSEC6C











s6cq03c: 3c. Who owns the %rosteritle%? PID 2

Value	Label	Cases	Percentage
2		508	 75.3%
3		61	 9.0%
4		28	 4.1%
5		32	 4.7%
6		13	 1.9%
7		13	 1.9%
8		9	 1.3%
9		3	 0.4%
10		6	 0.9%
12		2	 0.3%
Sysmiss		772	

Warning: these figures indicate the number of cases found in the data file. They cannot be interpreted as summary statistics of the population of interest.

s6cq03d: 3d. Who keeps the %rosteritle% that your household owns? PID 1











Information	[Type= discrete] [Format=numeric] [Range= 1-13] [Missing=*]
Statistics [NW/ W]	[Valid=1277 /-] [Invalid=170 /-] [Mean=1.449 /-] [StdDev=1.044 /-]

Value	Label	Cases	Percentage
1		928	 72.7%
2		260	 20.4%
3		32	 2.5%
4		19	 1.5%
5		22	 1.7%
6		6	 0.5%
7		6	 0.5%
9		1	 0.1%
10		2	 0.2%
13		1	 0.1%
Sysmiss		170	

Warning: these figures indicate the number of cases found in the data file. They cannot be interpreted as summary statistics of the population of interest.

s6cq03e: 3e. 3d. Who keeps the %rosteritle% that your household owns? PID 2

Information	[Type= discrete] [Format=numeric] [Range= 2-16] [Missing=*]
Statistics [NW/ W]	[Valid=770 /-] [Invalid=677 /-] [Mean=3.036 /-] [StdDev=1.793 /-]

Value	Label	Cases	Percentage
2		472	 61.3%
3		110	 14.3%
4		59	 7.7%
5		56	 7.3%
6		25	 3.2%
7		22	 2.9%
8		11	 1.4%
9		4	 0.5%
10		7	 0.9%
11		2	 0.3%

File : AGSEC6C

s6cq03e: 3e. 3d. Who keeps the %roster% that your household owns? PID 2

Value	Label	Cases	Percentage
12		1	0.1%
16		1	0.1%
Sysmiss		677	

Warning: these figures indicate the number of cases found in the data file. They cannot be interpreted as summary statistics of the population of interest.

s6cq03f: 3f. Does anyone outside the household keep the %roster% that your household

Information	[Type= discrete] [Format=numeric] [Range= 1-2] [Missing=*]
Statistics [NW/ W]	[Valid=1446 /-] [Invalid=1 /-]

Value	Label	Cases	Percentage
1	Yes	81	5.6%
2	No	1365	94.4%
Sysmiss		1	

Warning: these figures indicate the number of cases found in the data file. They cannot be interpreted as summary statistics of the population of interest.

s6cq04a: 4a. How many %roster% are kept but not owned by your household now?If none

Information	[Type= continuous] [Format=numeric] [Range= 0-25] [Missing=*]
Statistics [NW/ W]	[Valid=1446 /-] [Invalid=1 /-] [Mean=0.106 /-] [StdDev=0.928 /-]

s6cq04b: 4b. Who keeps the %roster% that your household keeps but not owns? PID 1

Information	[Type= discrete] [Format=numeric] [Range= 1-6] [Missing=*]
Statistics [NW/ W]	[Valid=33 /-] [Invalid=1414 /-] [Mean=1.364 /-] [StdDev=0.929 /-]

Value	Label	Cases	Percentage
1		25	75.8%
2		7	21.2%
6		1	3.0%
Sysmiss		1414	

Warning: these figures indicate the number of cases found in the data file. They cannot be interpreted as summary statistics of the population of interest.

s6cq04c: 4c. Who keeps the %roster% that your household keeps but not owns? PID 2

Information	[Type= discrete] [Format=numeric] [Range= 2-7] [Missing=*]
Statistics [NW/ W]	[Valid=14 /-] [Invalid=1433 /-] [Mean=3.071 /-] [StdDev=1.592 /-]

Value	Label	Cases	Percentage
2		8	57.1%
3		2	14.3%
4		1	7.1%
5		2	14.3%
7		1	7.1%
Sysmiss		1433	

Warning: these figures indicate the number of cases found in the data file. They cannot be interpreted as summary statistics of the population of interest.

s6cq06: 6. How many %roster% did you own exactly 3 months ago (present or away)?

Information	[Type= continuous] [Format=numeric] [Range= 0-1600] [Missing=*]
Statistics [NW/ W]	[Valid=1446 /-] [Invalid=1 /-] [Mean=12.293 /-] [StdDev=57.249 /-]

s6cq07: 7. During the last 3 months, how many %roster% were born or graduated to?If

Information	[Type= continuous] [Format=numeric] [Range= 0-90] [Missing=*]
-------------	---

File : AGSEC6C

s6cq07: 7. During the last 3 months, how many %roster% were born or graduated to?If

Statistics [NW/ W]	[Valid=1446 /-] [Invalid=1 /-] [Mean=5.257 /-] [StdDev=7.365 /-]
--------------------	--

s6cq08: 8. How many were received as gift or payment for services provided?

Information	[Type= continuous] [Format=numeric] [Range= 0-33] [Missing=*]
-------------	---

Statistics [NW/ W]	[Valid=1446 /-] [Invalid=1 /-] [Mean=0.0609 /-] [StdDev=0.972 /-]
--------------------	---

s6cq09: 9. How many were given away as gift or payment for services received?

Information	[Type= discrete] [Format=numeric] [Range= 0-10] [Missing=*]
-------------	---

Statistics [NW/ W]	[Valid=1446 /-] [Invalid=1 /-] [Mean=0.111 /-] [StdDev=0.677 /-]
--------------------	--

Value	Label	Cases	Percentage
0		1388	96.0%
1		21	1.5%
2		12	0.8%
3		11	0.8%
4		2	0.1%
5		5	0.3%
6		3	0.2%
7		3	0.2%
10		1	0.1%
Sysmiss		1	

Warning: these figures indicate the number of cases found in the data file. They cannot be interpreted as summary statistics of the population of interest.

s6cq10: 10. During the last 3 months, how many %roster% were lost to theft?If none

Information	[Type= discrete] [Format=numeric] [Range= 0-20] [Missing=*]
-------------	---

Statistics [NW/ W]	[Valid=1446 /-] [Invalid=1 /-] [Mean=0.203 /-] [StdDev=1.247 /-]
--------------------	--

Value	Label	Cases	Percentage
0		1379	95.4%
1		16	1.1%
2		11	0.8%
3		8	0.6%
4		9	0.6%
5		8	0.6%
6		2	0.1%
7		1	0.1%
8		3	0.2%
9		1	0.1%
10		4	0.3%
12		1	0.1%
13		1	0.1%
18		1	0.1%
20		1	0.1%
Sysmiss		1	

Warning: these figures indicate the number of cases found in the data file. They cannot be interpreted as summary statistics of the population of interest.

s6cq11: 11. During the last 3 months, how many %roster% were lost to injury, accide

Information	[Type= continuous] [Format=numeric] [Range= 0-23] [Missing=*]
-------------	---

File : AGSEC6C			
# s6cq11: 11. During the last 3 months, how many %rosteritle% were lost to injury, accide			
Statistics [NW/ W]	[Valid=1446 /-] [Invalid=1 /-] [Mean=0.728 /-] [StdDev=2.243 /-]		
# s6cq12: 12. During the last 3 months, how many %rosteritle% were lost to disease?If non			
Information	[Type= continuous] [Format=numeric] [Range= 0-200] [Missing=*]		
Statistics [NW/ W]	[Valid=1446 /-] [Invalid=1 /-] [Mean=2.727 /-] [StdDev=9.251 /-]		
# s6cq13a: 13a. Did you buy any %rosteritle% to raise during the last 3 months?If none wri			
Information	[Type= continuous] [Format=numeric] [Range= 0-700] [Missing=*]		
Statistics [NW/ W]	[Valid=1446 /-] [Invalid=1 /-] [Mean=1.305 /-] [StdDev=22.674 /-]		
# s6cq13b: 13b. What was, on average, the value of each %rosteritle% bought? In Ush			
Information	[Type= continuous] [Format=numeric] [Range= 0-50000] [Missing=*]		
Statistics [NW/ W]	[Valid=111 /-] [Invalid=1336 /-] [Mean=10942.342 /-] [StdDev=7757.935 /-]		
# s6cq14a: 14a. Did you sell any alive %rosteritle% during the last 3 months? If none writ			
Information	[Type= continuous] [Format=numeric] [Range= 0-700] [Missing=*]		
Statistics [NW/ W]	[Valid=1446 /-] [Invalid=1 /-] [Mean=2.598 /-] [StdDev=25.828 /-]		
# s6cq14b: 14b. What was, on average, the value of each %rosteritle% sold? In Ush			
Information	[Type= continuous] [Format=numeric] [Range= 1500-168000] [Missing=*]		
Statistics [NW/ W]	[Valid=299 /-] [Invalid=1148 /-] [Mean=16427.425 /-] [StdDev=15880.178 /-]		
# s6cq15: 15. Did you slaughter any %rosteritle% during the last 3 months? If none write			
Information	[Type= discrete] [Format=numeric] [Range= 0-20] [Missing=*]		
Statistics [NW/ W]	[Valid=1446 /-] [Invalid=1 /-] [Mean=1.086 /-] [StdDev=2.09 /-]		
Value	Label	Cases	Percentage
0		900	<div></div> 62.2%
1		192	<div></div> 13.3%
2		137	<div></div> 9.5%
3		66	<div></div> 4.6%
4		52	<div></div> 3.6%
5		44	<div></div> 3.0%
6		20	<div></div> 1.4%
7		5	<div></div> 0.3%
8		9	<div></div> 0.6%
10		13	<div></div> 0.9%
11		1	<div></div> 0.1%
12		1	<div></div> 0.1%
13		1	<div></div> 0.1%
15		3	<div></div> 0.2%
20		2	<div></div> 0.1%
Sysmiss		1	
Warning: these figures indicate the number of cases found in the data file. They cannot be interpreted as summary statistics of the population of interest.			
# s6cq15b: 15b. What are the 2 main (1/2) reasons why the hh possessed or raised %rosteritit			
Information	[Type= discrete] [Format=numeric] [Range= 1-9] [Missing=*]		
Statistics [NW/ W]	[Valid=1446 /-] [Invalid=1 /-]		

File : AGSEC6C

s6cq15b: 15b. What are the 2 main (1/2) reasons why the hh possessed or raised %rosteritit

Value	Label	Cases	Percentage
1	Generate revenue	819	56.6%
2	Milk consumption	2	0.1%
3	Meat consumption	390	27.0%
4	festivals and ceremonies	16	1.1%
5	lowered agricultural revenues	72	5.0%
6	Traditional activity	145	10.0%
7	Transport	0	
8	Works	0	
9	other	2	0.1%
Sysmiss		1	

Warning: these figures indicate the number of cases found in the data file. They cannot be interpreted as summary statistics of the population of interest.

s6cq15c: 15c. What are the 2 main (2/2) reasons why the hh possessed or raised %rosteritit

Information	[Type= discrete] [Format=numeric] [Range= 1-9] [Missing=*]
Statistics [NW/ W]	[Valid=1023 /-] [Invalid=424 /-]

Value	Label	Cases	Percentage
1	Generate revenue	183	17.9%
2	Milk consumption	4	0.4%
3	Meat consumption	433	42.3%
4	festivals and ceremonies	90	8.8%
5	lowered agricultural revenues	175	17.1%
6	Traditional activity	133	13.0%
7	Transport	0	
8	Works	0	
9	other	5	0.5%
Sysmiss		424	

Warning: these figures indicate the number of cases found in the data file. They cannot be interpreted as summary statistics of the population of interest.

s6cq16: 16. What is the main purpose of livestock products originating from %rosteritit

Information	[Type= discrete] [Format=numeric] [Range= 1-3] [Missing=*]
Statistics [NW/ W]	[Valid=1446 /-] [Invalid=1 /-]

Value	Label	Cases	Percentage
1	Subsistence	1185	82.0%
2	Commercial	260	18.0%
3	Other (specify)	1	0.1%
Sysmiss		1	

Warning: these figures indicate the number of cases found in the data file. They cannot be interpreted as summary statistics of the population of interest.

File : AGSEC7

hhid: Unique 32-character long identifier of the interview

Information [Type= discrete] [Format=character] [Missing=*]

Statistics [NW/ W] [Valid=3871 /-] [Invalid=0 /-]

AGroup_ID: Id in s7_roster1

Information [Type= discrete] [Format=numeric] [Range= 101-108] [Missing=*]

Statistics [NW/ W] [Valid=3871 /-] [Invalid=0 /-]

Value	Label	Cases	Percentage
101	EXOTIC/CROSS - Large ruminants	171	4.4%
102	EXOTIC/CROSS - Small ruminants	23	0.6%
103	EXOTIC/CROSS - Poultry	17	0.4%
104	EXOTIC/CROSS - Pigs	27	0.7%
105	INDIGENOUS - Large ruminants	752	19.4%
106	INDIGENOUS - Small ruminants	1162	30.0%
107	INDIGENOUS - Poultry	1262	32.6%
108	INDIGENOUS - Pigs	457	11.8%

Warning: these figures indicate the number of cases found in the data file. They cannot be interpreted as summary statistics of the population of interest.

s7q01a: 1a. Has this hh used control mating/other breeding for %rosteritle% in [REF PER

Information [Type= discrete] [Format=numeric] [Range= 1-2] [Missing=*]

Statistics [NW/ W] [Valid=3868 /-] [Invalid=3 /-]

Value	Label	Cases	Percentage
1	Yes	465	12.0%
2	No	3403	88.0%
Sysmiss		3	

Warning: these figures indicate the number of cases found in the data file. They cannot be interpreted as summary statistics of the population of interest.

s7q01b: 1b. Main (1/2) control mating/other breeding for %rosteritle% in the past [REF

Information [Type= discrete] [Format=numeric] [Range= 1-16] [Missing=*]

Statistics [NW/ W] [Valid=465 /-] [Invalid=3406 /-]

Value	Label	Cases	Percentage
1	None	1	0.2%
2	Controlled mating â€“ best male(s) from herd	121	26.0%
3	Controlled mating to avoid mating of close relatives	28	6.0%
4	Controlled mating â€“ other	7	1.5%
5	high quality breeding male from neighbo	202	43.4%
6	Exchange of high quality breeding male	9	1.9%
7	Purchase of high quality breeding mal	1	0.2%
8	Artificial insemination - cross breeding	11	2.4%
9	Artificial insemination - same breed	1	0.2%
10	Purchase of high quality breeding female	0	
11	Castrate non-productive males	1	0.2%
12	Culled/sold non-productive males	0	
13	Culled/sold non-productive females	0	
14	Cross-breeding - own herd	25	5.4%
15	Cross-breeding - male from neighbor	48	10.3%

File : AGSEC7

s7q01b: 1b. Main (1/2) control mating/other breeding for %rosteritle% in the past [REF

Value	Label	Cases	Percentage
16	Other	10	2.2%
Sysmiss		3406	

Warning: these figures indicate the number of cases found in the data file. They cannot be interpreted as summary statistics of the population of interest.

s7q01c: 1c. Main (2/2) control mating/other breeding for %rosteritle% in the past [REF

Information	[Type= discrete] [Format=numeric] [Range= 1-16] [Missing=*]
Statistics [NW/ W]	[Valid=21 -/] [Invalid=3850 -/]

Value	Label	Cases	Percentage
1	None	0	
2	Controlled mating â€“ best male(s) from herd	2	9.5%
3	Controlled mating to avoid mating of close relatives	8	38.1%
4	Controlled mating â€“ other	1	4.8%
5	high quality breeding male from neighbo	4	19.0%
6	Exchange of high quality breeding male	2	9.5%
7	Purchase of high quality breeding mal	1	4.8%
8	Artificial insemination - cross breeding	1	4.8%
9	Artificial insemination - same breed	0	
10	Purchase of high quality breeding female	0	
11	Castrate non-productive males	0	
12	Culled/sold non-productive males	0	
13	Culled/sold non-productive females	1	4.8%
14	Cross-breeding - own herd	1	4.8%
15	Cross-breeding - male from neighbor	0	
16	Other	0	
Sysmiss		3850	

Warning: these figures indicate the number of cases found in the data file. They cannot be interpreted as summary statistics of the population of interest.

s7q02a: 2a. Main (1/2) feeding practices for %rosteritle% in the last [REF PERIOD]

Information	[Type= discrete] [Format=numeric] [Range= 1-96] [Missing=*]
Statistics [NW/ W]	[Valid=3868 -/] [Invalid=3 -/]

Value	Label	Cases	Percentage
1	only grazing /scavenging	1040	26.9%
2	mainly grazing / scavenging with some feeding	856	22.1%
3	mainly feeding with some grazing / scavenging	436	11.3%
4	only feeding (zero grazing/ scavenging)	323	8.4%
5	Tethering	1159	30.0%
6	other	0	
96		54	1.4%
Sysmiss		3	

Warning: these figures indicate the number of cases found in the data file. They cannot be interpreted as summary statistics of the population of interest.

s7q02b: 2b. Main (2/2) feeding practices for %rosteritle% in the last [REF PERIOD]

Information	[Type= discrete] [Format=numeric] [Range= 1-6] [Missing=*]
Statistics [NW/ W]	[Valid=758 -/] [Invalid=3113 -/]

File : AGSEC7

s7q02b: 2b. Main (2/2) feeding practices for %rosteritle% in the last [REF PERIOD]

Value	Label	Cases	Percentage
1	only grazing /scavenging	57	7.5%
2	mainly grazing / scavenging with some feeding	232	30.6%
3	mainly feeding with some grazing / scavenging	189	24.9%
4	only feeding (zero grazing/ scavenging)	72	9.5%
5	Tethering	208	27.4%
6	other	0	
Sysmiss		3113	

Warning: these figures indicate the number of cases found in the data file. They cannot be interpreted as summary statistics of the population of interest.

s7q02c: 2c. Has this household ever paid to feed its %rosteritle% in [REF PERIOD]?

Information	[Type= discrete] [Format=numeric] [Range= 1-2] [Missing=*]
Statistics [NW/ W]	[Valid=3868 /-] [Invalid=3 /-]

Value	Label	Cases	Percentage
1	Yes	153	4.0%
2	No	3715	96.0%
Sysmiss		3	

Warning: these figures indicate the number of cases found in the data file. They cannot be interpreted as summary statistics of the population of interest.

s7q02d__1: 2d. In which months? Select as appropriate:January

Information	[Type= discrete] [Format=numeric] [Range= 1-2] [Missing=*]
Statistics [NW/ W]	[Valid=153 /-] [Invalid=3718 /-]

Value	Label	Cases	Percentage
1	Yes	87	56.9%
2	No	66	43.1%
Sysmiss		3718	

Warning: these figures indicate the number of cases found in the data file. They cannot be interpreted as summary statistics of the population of interest.

s7q02d__2: 2d. In which months? Select as appropriate:February

Information	[Type= discrete] [Format=numeric] [Range= 1-2] [Missing=*]
Statistics [NW/ W]	[Valid=153 /-] [Invalid=3718 /-]

Value	Label	Cases	Percentage
1	Yes	95	62.1%
2	No	58	37.9%
Sysmiss		3718	

Warning: these figures indicate the number of cases found in the data file. They cannot be interpreted as summary statistics of the population of interest.

s7q02d__3: 2d. In which months? Select as appropriate:March

Information	[Type= discrete] [Format=numeric] [Range= 1-2] [Missing=*]
Statistics [NW/ W]	[Valid=153 /-] [Invalid=3718 /-]

Value	Label	Cases	Percentage
1	Yes	106	69.3%
2	No	47	30.7%
Sysmiss		3718	

Warning: these figures indicate the number of cases found in the data file. They cannot be interpreted as summary statistics of the population of interest.

File : AGSEC7

s7q02d__4: 2d. In which months? Select as appropriate:April

Information	[Type= discrete] [Format=numeric] [Range= 1-2] [Missing=*]		
Statistics [NW/ W]	[Valid=153 /-] [Invalid=3718 /-]		
Value	Label	Cases	Percentage
1	Yes	101	<div><div></div></div> 66.0%
2	No	52	<div><div></div></div> 34.0%
Sysmiss		3718	
<i>Warning: these figures indicate the number of cases found in the data file. They cannot be interpreted as summary statistics of the population of interest.</i>			

s7q02d__5: 2d. In which months? Select as appropriate:May

Information	[Type= discrete] [Format=numeric] [Range= 1-2] [Missing=*]		
Statistics [NW/ W]	[Valid=153 /-] [Invalid=3718 /-]		
Value	Label	Cases	Percentage
1	Yes	93	<div><div></div></div> 60.8%
2	No	60	<div><div></div></div> 39.2%
Sysmiss		3718	
<i>Warning: these figures indicate the number of cases found in the data file. They cannot be interpreted as summary statistics of the population of interest.</i>			

s7q02d__6: 2d. In which months? Select as appropriate:June

Information	[Type= discrete] [Format=numeric] [Range= 1-2] [Missing=*]		
Statistics [NW/ W]	[Valid=153 /-] [Invalid=3718 /-]		
Value	Label	Cases	Percentage
1	Yes	79	<div><div></div></div> 51.6%
2	No	74	<div><div></div></div> 48.4%
Sysmiss		3718	
<i>Warning: these figures indicate the number of cases found in the data file. They cannot be interpreted as summary statistics of the population of interest.</i>			

s7q02d__7: 2d. In which months? Select as appropriate:July

Information	[Type= discrete] [Format=numeric] [Range= 1-2] [Missing=*]		
Statistics [NW/ W]	[Valid=153 /-] [Invalid=3718 /-]		
Value	Label	Cases	Percentage
1	Yes	77	<div><div></div></div> 50.3%
2	No	76	<div><div></div></div> 49.7%
Sysmiss		3718	
<i>Warning: these figures indicate the number of cases found in the data file. They cannot be interpreted as summary statistics of the population of interest.</i>			

s7q02d__8: 2d. In which months? Select as appropriate:August

Information	[Type= discrete] [Format=numeric] [Range= 1-2] [Missing=*]		
Statistics [NW/ W]	[Valid=153 /-] [Invalid=3718 /-]		
Value	Label	Cases	Percentage
1	Yes	74	<div><div></div></div> 48.4%
2	No	79	<div><div></div></div> 51.6%
Sysmiss		3718	
<i>Warning: these figures indicate the number of cases found in the data file. They cannot be interpreted as summary statistics of the population of interest.</i>			

s7q02d__9: 2d. In which months? Select as appropriate:September

Information	[Type= discrete] [Format=numeric] [Range= 1-2] [Missing=*]		
--------------------	--	--	--

File : AGSEC7

s7q02d__9: 2d. In which months? Select as appropriate:September

Statistics [NW/ W] [Valid=153 /-] [Invalid=3718 /-]

Value	Label	Cases	Percentage
1	Yes	62	<div><div></div></div> 40.5%
2	No	91	<div><div></div></div> 59.5%
Sysmiss		3718	

Warning: these figures indicate the number of cases found in the data file. They cannot be interpreted as summary statistics of the population of interest.

s7q02d__10: 2d. In which months? Select as appropriate:October

Information [Type= discrete] [Format=numeric] [Range= 1-2] [Missing=*]

Statistics [NW/ W] [Valid=153 /-] [Invalid=3718 /-]

Value	Label	Cases	Percentage
1	Yes	55	<div><div></div></div> 35.9%
2	No	98	<div><div></div></div> 64.1%
Sysmiss		3718	

Warning: these figures indicate the number of cases found in the data file. They cannot be interpreted as summary statistics of the population of interest.

s7q02d__11: 2d. In which months? Select as appropriate:November

Information [Type= discrete] [Format=numeric] [Range= 1-2] [Missing=*]

Statistics [NW/ W] [Valid=153 /-] [Invalid=3718 /-]

Value	Label	Cases	Percentage
1	Yes	59	<div><div></div></div> 38.6%
2	No	94	<div><div></div></div> 61.4%
Sysmiss		3718	

Warning: these figures indicate the number of cases found in the data file. They cannot be interpreted as summary statistics of the population of interest.

s7q02d__12: 2d. In which months? Select as appropriate:December

Information [Type= discrete] [Format=numeric] [Range= 1-2] [Missing=*]

Statistics [NW/ W] [Valid=153 /-] [Invalid=3718 /-]

Value	Label	Cases	Percentage
1	Yes	59	<div><div></div></div> 38.6%
2	No	94	<div><div></div></div> 61.4%
Sysmiss		3718	

Warning: these figures indicate the number of cases found in the data file. They cannot be interpreted as summary statistics of the population of interest.

s7q02e: 2e. How much has this household paid to feed the %rosteritle% in [REF PERIOD]?

Information [Type= continuous] [Format=numeric] [Range= 0-24000000] [Missing=*]

Statistics [NW/ W] [Valid=153 /-] [Invalid=3718 /-] [Mean=446630.065 /-] [StdDev=2014232.441 /-]

s7q03a: 3a. How frequently has this household watered %rosteritle% in [REF PERIOD]?

Information [Type= discrete] [Format=numeric] [Range= 1-96] [Missing=*]

Statistics [NW/ W] [Valid=3868 /-] [Invalid=3 /-]

Value	Label	Cases	Percentage
1	animals get on their own from available sources	840	<div><div></div></div> 21.7%
2	once a day	1537	<div><div></div></div> 39.7%
3	twice a day	737	<div><div></div></div> 19.1%
4	thrice a day	123	<div><div></div></div> 3.2%

File : AGSEC7

s7q03a: 3a. How frequently has this household watered %rosteritle% in [REF PERIOD]?

Value	Label	Cases	Percentage
5	throughout the day	613	15.8%
6	other (specify)	0	
96		18	0.5%
Sysmiss		3	

Warning: these figures indicate the number of cases found in the data file. They cannot be interpreted as summary statistics of the population of interest.

s7q03b: 3b. (1/2) Main sources of water for %rosteritle% in the past [REF PERIOD]?

Information	[Type= discrete] [Format=numeric] [Range= 1-10] [Missing=*]
Statistics [NW/ W]	[Valid=3868 /-] [Invalid=3 /-]

Value	Label	Cases	Percentage
1	tap water	195	5.0%
2	borehole	1188	30.7%
3	dam	100	2.6%
4	well	891	23.0%
5	river	173	4.5%
6	spring	303	7.8%
7	stream	463	12.0%
8	constructed water points	109	2.8%
9	rainwater harvesting	193	5.0%
10	other	253	6.5%
Sysmiss		3	

Warning: these figures indicate the number of cases found in the data file. They cannot be interpreted as summary statistics of the population of interest.

s7q03c: 3c. (2/2) Main sources of water for %rosteritle% in the past [REF PERIOD]?

Information	[Type= discrete] [Format=numeric] [Range= 1-10] [Missing=*]
Statistics [NW/ W]	[Valid=442 /-] [Invalid=3429 /-]

Value	Label	Cases	Percentage
1	tap water	15	3.4%
2	borehole	56	12.7%
3	dam	5	1.1%
4	well	41	9.3%
5	river	37	8.4%
6	spring	19	4.3%
7	stream	55	12.4%
8	constructed water points	32	7.2%
9	rainwater harvesting	161	36.4%
10	other	21	4.8%
Sysmiss		3429	

Warning: these figures indicate the number of cases found in the data file. They cannot be interpreted as summary statistics of the population of interest.

s7q03f: 3f. Amount paid to access the main water sources for %rosteritle% in [REF PERIO

Information	[Type= continuous] [Format=numeric] [Range= 0-450000] [Missing=*]
Statistics [NW/ W]	[Valid=3868 /-] [Invalid=3 /-] [Mean=705.772 /-] [StdDev=10868.973 /-]

File : AGSEC7

s7q04: 4. What housing system for %rosteritle% has this hh mainly used in [REF PERIOD]

Information	[Type= discrete] [Format=numeric] [Range= 1-96] [Missing=*]
Statistics [NW/ W]	[Valid=3868 /-] [Invalid=3 /-]

Value	Label	Cases	Percentage
1	none	1645	42.5%
2	confined in sheds	932	24.1%
3	confined in paddocks	124	3.2%
4	confined fences	145	3.7%
5	cage	207	5.4%
6	basket	25	0.6%
7	other (specify)	0	
96	Other, specify	790	20.4%
Sysmiss		3	

Warning: these figures indicate the number of cases found in the data file. They cannot be interpreted as summary statistics of the population of interest.

s7q05a: 5a. Has this household vaccinated any %rosteritle% in [REF PERIOD]?

Information	[Type= discrete] [Format=numeric] [Range= 1-3] [Missing=*]
Statistics [NW/ W]	[Valid=3868 /-] [Invalid=3 /-]

Value	Label	Cases	Percentage
1	yes, all animals at least once	592	15.3%
2	some, some animals	39	1.0%
3	none, no animals	3237	83.7%
Sysmiss		3	

Warning: these figures indicate the number of cases found in the data file. They cannot be interpreted as summary statistics of the population of interest.

s7q05b: 5b. Who administered the vaccination services for you %rosteritle%

Information	[Type= discrete] [Format=numeric] [Range= 1-96] [Missing=*]
Statistics [NW/ W]	[Valid=630 /-] [Invalid=3241 /-]

Value	Label	Cases	Percentage
1	Private Vet clinic	452	71.7%
2	District Vet clinic	60	9.5%
3	NGO / Project	3	0.5%
4	Other (specify)	0	
5	Self	88	14.0%
96	Other, specify	27	4.3%
Sysmiss		3241	

Warning: these figures indicate the number of cases found in the data file. They cannot be interpreted as summary statistics of the population of interest.

s7q05c1: 5c1. Against which diseases (1/2) did you vaccinate your %rosteritle%?

Information	[Type= discrete] [Format=numeric] [Range= 1-15] [Missing=*]
Statistics [NW/ W]	[Valid=630 /-] [Invalid=3241 /-]

Value	Label	Cases	Percentage
1	Rinderpest	43	6.8%
2	FMD	132	21.0%
3	CBPP	14	2.2%
4	CCPP	8	1.3%

File : AGSEC7

s7q05c1: 5c1. Against which diseases (1/2) did you vaccinate your %rosteritle%?

Value	Label	Cases	Percentage
5	LSD	11	1.7%
6	Anthrax	25	4.0%
7	Blackleg	18	2.9%
8	PPR	7	1.1%
9	Sheep and goat pox	40	6.3%
10	Newcastle disease	41	6.5%
11	Fowl pox	6	1.0%
12	Avian flu	13	2.1%
13	IBD / Gumboro	15	2.4%
14	Other	42	6.7%
15	Do not Know	215	34.1%
Sysmiss		3241	

Warning: these figures indicate the number of cases found in the data file. They cannot be interpreted as summary statistics of the population of interest.

s7q05c2: 5c2. Against which diseases (2/2) did you vaccinate your %rosteritle%?

Information	[Type= discrete] [Format=numeric] [Range= 1-15] [Missing=*]
Statistics [NW/ W]	[Valid=84 /-] [Invalid=3787 /-]

Value	Label	Cases	Percentage
1	Rinderpest	0	
2	FMD	3	3.6%
3	CBPP	4	4.8%
4	CCPP	2	2.4%
5	LSD	0	
6	Anthrax	16	19.0%
7	Blackleg	17	20.2%
8	PPR	3	3.6%
9	Sheep and goat pox	4	4.8%
10	Newcastle disease	10	11.9%
11	Fowl pox	2	2.4%
12	Avian flu	2	2.4%
13	IBD / Gumboro	13	15.5%
14	Other	5	6.0%
15	Do not Know	3	3.6%
Sysmiss		3787	

Warning: these figures indicate the number of cases found in the data file. They cannot be interpreted as summary statistics of the population of interest.

s7q05d: 5d. What was the total cost of vaccination, including vaccine and professional f

Information	[Type= continuous] [Format=numeric] [Range= 0-1800000] [Missing=*]
Statistics [NW/ W]	[Valid=630 /-] [Invalid=3241 /-] [Mean=32323.822 /-] [StdDev=113486.555 /-]

s7q06a: 6a. Have you used deworming on your %rosteritle% in [REF PERIOD]?

Information	[Type= discrete] [Format=numeric] [Range= 1-3] [Missing=*]
Statistics [NW/ W]	[Valid=3868 /-] [Invalid=3 /-]

File : AGSEC7

s7q06a: 6a. Have you used deworming on your %rosteritle% in [REF PERIOD]?

Value	Label	Cases	Percentage
1	yes, all animals at least once	854	22.1%
2	some, some animals	26	0.7%
3	none, no animals	2988	77.2%
Sysmiss		3	

Warning: these figures indicate the number of cases found in the data file. They cannot be interpreted as summary statistics of the population of interest.

s7q06b: 6b. Who administered the deworming treatment to your %rosteritle%?

Information	[Type= discrete] [Format=numeric] [Range= 1-96] [Missing=*]
Statistics [NW/ W]	[Valid=880 /-] [Invalid=2991 /-]

Value	Label	Cases	Percentage
1	Private Vet clinic	430	48.9%
2	District Vet clinic	30	3.4%
3	NGO / Project	3	0.3%
4	Other (specify)	0	
5	Self	412	46.8%
96	Other, specify	5	0.6%
Sysmiss		2991	

Warning: these figures indicate the number of cases found in the data file. They cannot be interpreted as summary statistics of the population of interest.

s7q06c: 6c. What was the total cost for deworming, including cost of deworming and profe

Information	[Type= continuous] [Format=numeric] [Range= 0-600000] [Missing=*]
Statistics [NW/ W]	[Valid=880 /-] [Invalid=2991 /-] [Mean=19159.205 /-] [StdDev=41319.623 /-]

s7q07a: 7a. Have your %rosteritle% been treated against ticks in [REF PERIOD]?

Information	[Type= discrete] [Format=numeric] [Range= 1-3] [Missing=*]
Statistics [NW/ W]	[Valid=3868 /-] [Invalid=3 /-]

Value	Label	Cases	Percentage
1	yes, all animals at least once	674	17.4%
2	some, some animals	4	0.1%
3	none, no animals	3190	82.5%
Sysmiss		3	

Warning: these figures indicate the number of cases found in the data file. They cannot be interpreted as summary statistics of the population of interest.

s7q07b: 7b. Who administered the tick treatment to your %rosteritle%?

Information	[Type= discrete] [Format=numeric] [Range= 1-96] [Missing=*]
Statistics [NW/ W]	[Valid=678 /-] [Invalid=3193 /-]

Value	Label	Cases	Percentage
1	Private Vet clinic	252	37.2%
2	District Vet clinic	16	2.4%
3	NGO / Project	1	0.1%
4	Other (specify)	0	
5	Self	405	59.7%
96	Other, specify	4	0.6%
Sysmiss		3193	

Warning: these figures indicate the number of cases found in the data file. They cannot be interpreted as summary statistics of the population of interest.

File : AGSEC7

s7q07c: 7c. What was the total cost of the treatment of %rosteritle% against ticks, inc

Information [Type= continuous] [Format=numeric] [Range= 0-1960000] [Missing=*]

Statistics [NW/ W] [Valid=678 /-] [Invalid=3193 /-] [Mean=53565.973 /-] [StdDev=147574.636 /-]

s7q08a: 8a. Have your %rosteritle% received some curative treatment in [REF PERIOD]?

Information [Type= discrete] [Format=numeric] [Range= 1-3] [Missing=*]

Statistics [NW/ W] [Valid=3868 /-] [Invalid=3 /-]

Value	Label	Cases	Percentage
1	yes, all animals at least once	522	13.5%
2	some, some animals	68	1.8%
3	none, no animals	3278	84.7%
Sysmiss		3	

Warning: these figures indicate the number of cases found in the data file. They cannot be interpreted as summary statistics of the population of interest.

s7q08b: 8b. Who administered the curative treatment to your %rosteritle%?

Information [Type= discrete] [Format=numeric] [Range= 1-96] [Missing=*]

Statistics [NW/ W] [Valid=590 /-] [Invalid=3281 /-]

Value	Label	Cases	Percentage
1	Private Vet clinic	386	65.4%
2	District Vet clinic	26	4.4%
3	NGO / Project	1	0.2%
4	Other (specify)	0	
5	Self	175	29.7%
96	Other, specify	2	0.3%
Sysmiss		3281	

Warning: these figures indicate the number of cases found in the data file. They cannot be interpreted as summary statistics of the population of interest.

s7q08c: 8c. What was the total cost of the curative treatment for %rosteritle% includin

Information [Type= continuous] [Format=numeric] [Range= 0-1000000] [Missing=*]

Statistics [NW/ W] [Valid=590 /-] [Invalid=3281 /-] [Mean=29698.644 /-] [StdDev=68719.508 /-]

File : AGSEC8A

hhid: Unique 32-character long identifier of the interview

Information	[Type= discrete] [Format=character] [Missing=*]
Statistics [NW/ W]	[Valid=3871 /-] [Invalid=0 /-]

AGroup_ID: Id in s8a_roster

Information	[Type= discrete] [Format=numeric] [Range= 101-108] [Missing=*]
Statistics [NW/ W]	[Valid=3871 /-] [Invalid=0 /-]

Value	Label	Cases	Percentage
101	EXOTIC/CROSS - Large ruminants	171	4.4%
102	EXOTIC/CROSS - Small ruminants	23	0.6%
103	EXOTIC/CROSS - Poultry	17	0.4%
104	EXOTIC/CROSS - Pigs	27	0.7%
105	INDIGENOUS - Large ruminants	752	19.4%
106	INDIGENOUS - Small ruminants	1162	30.0%
107	INDIGENOUS - Poultry	1262	32.6%
108	INDIGENOUS - Pigs	457	11.8%

Warning: these figures indicate the number of cases found in the data file. They cannot be interpreted as summary statistics of the population of interest.

s8aq01: 1. How many %rosteritle% were slaughtered for meat in [REF PERIOD]?

Information	[Type= discrete] [Format=numeric] [Range= 0-20] [Missing=*]
Statistics [NW/ W]	[Valid=3868 /-] [Invalid=3 /-] [Mean=0.417 /-] [StdDev=1.404 /-]

Value	Label	Cases	Percentage
0		3297	85.2%
1		213	5.5%
2		145	3.7%
3		61	1.6%
4		51	1.3%
5		41	1.1%
6		22	0.6%
7		7	0.2%
8		7	0.2%
10		15	0.4%
11		2	0.1%
12		1	0.0%
13		1	0.0%
15		3	0.1%
20		2	0.1%
Sysmiss		3	

Warning: these figures indicate the number of cases found in the data file. They cannot be interpreted as summary statistics of the population of interest.

s8aq02: 2. What was the avg live weight, of the %rosteritle% slaughtered in [REF PERIOD]

Information	[Type= continuous] [Format=numeric] [Range= 0-90000] [Missing=*]
Statistics [NW/ W]	[Valid=571 /-] [Invalid=3300 /-] [Mean=161.649 /-] [StdDev=3766.241 /-]

s8aq03: 3. How much of the meat of %rosteritle% produced did you sell in [REF PERIOD]?

Information	[Type= continuous] [Format=numeric] [Range= 0-88] [Missing=*]
Statistics [NW/ W]	[Valid=571 /-] [Invalid=3300 /-] [Mean=0.52 /-] [StdDev=5.598 /-]

File : AGSEC8A

s8aq04: 4. Where/to whom do you mainly sell %rosteritle% meat?

Information	[Type= discrete] [Format=numeric] [Range= 1-5] [Missing=*]
Statistics [NW/ W]	[Valid=7 /-] [Invalid=3864 /-]

Value	Label	Cases	Percentage
1	Government / LC	0	
2	Private trader in local market/ village	2	28.6%
3	Private trader in district market	0	
4	Consumer at market	3	42.9%
5	Neighbor / Relative	2	28.6%
Sysmiss		3864	

Warning: these figures indicate the number of cases found in the data file. They cannot be interpreted as summary statistics of the population of interest.

s8aq05: 5. How much has this household earned by selling %rosteritle% meat in [REF PERI

Information	[Type= continuous] [Format=numeric] [Range= 40000-880000] [Missing=*]
Statistics [NW/ W]	[Valid=7 /-] [Invalid=3864 /-] [Mean=387142.857 /-] [StdDev=301369.888 /-]

s8aq06a: 6a. Who controls the revenue from this product? PID 1

Information	[Type= discrete] [Format=numeric] [Range= 1-4] [Missing=*]
Statistics [NW/ W]	[Valid=7 /-] [Invalid=3864 /-] [Mean=1.429 /-] [StdDev=1.134 /-]

Value	Label	Cases	Percentage
1		6	85.7%
4		1	14.3%
Sysmiss		3864	

Warning: these figures indicate the number of cases found in the data file. They cannot be interpreted as summary statistics of the population of interest.

s8aq06b: 6b. Who controls the revenue from this product? PID 2

Information	[Type= discrete] [Format=numeric] [Range= 2-5] [Missing=*]
Statistics [NW/ W]	[Valid=5 /-] [Invalid=3866 /-] [Mean=2.6 /-] [StdDev=1.342 /-]

Value	Label	Cases	Percentage
2		4	80.0%
5		1	20.0%
Sysmiss		3866	

Warning: these figures indicate the number of cases found in the data file. They cannot be interpreted as summary statistics of the population of interest.

File : AGSEC8B

AGroup_ID: Id in s8b_roster

Information [Type= discrete] [Format=numeric] [Range= 101-106] [Missing=*]

Statistics [NW/ W] [Valid=2110 /-] [Invalid=0 /-]

Value	Label	Cases	Percentage
101	EXOTIC/CROSS - Large ruminants	170	8.1%
102	EXOTIC/CROSS - Small ruminants	24	1.1%
105	INDIGENOUS - Large ruminants	754	35.7%
106	INDIGENOUS - Small ruminants	1162	55.1%

Warning: these figures indicate the number of cases found in the data file. They cannot be interpreted as summary statistics of the population of interest.

s8bq01: 1. How many %rosteritle% were milked in the last 12 months?

Information [Type= discrete] [Format=numeric] [Range= 0-17] [Missing=*]

Statistics [NW/ W] [Valid=2109 /-] [Invalid=1 /-] [Mean=0.338 /-] [StdDev=1.222 /-]

Value	Label	Cases	Percentage
0		1778	84.3%
1		201	9.5%
2		60	2.8%
3		26	1.2%
4		11	0.5%
5		12	0.6%
6		2	0.1%
8		5	0.2%
9		1	0.0%
10		7	0.3%
11		1	0.0%
12		3	0.1%
15		1	0.0%
17		1	0.0%
Sysmiss		1	

Warning: these figures indicate the number of cases found in the data file. They cannot be interpreted as summary statistics of the population of interest.

s8bq02: 2. How many MONTHS on average, were %rosteritle% milked for?

Information [Type= discrete] [Format=numeric] [Range= 1-12] [Missing=*]

Statistics [NW/ W] [Valid=331 /-] [Invalid=1779 /-] [Mean=5.586 /-] [StdDev=3.162 /-]

Value	Label	Cases	Percentage
1		26	7.9%
2		34	10.3%
3		37	11.2%
4		38	11.5%
5		34	10.3%
6		65	19.6%
7		15	4.5%
8		27	8.2%
9		11	3.3%
10		7	2.1%

File : AGSEC8B

s8bq02: 2. How many MONTHS on average, were %roster% milked for?

Value	Label	Cases	Percentage
11		2	0.6%
12		35	10.6%
Sysmiss		1779	

Warning: these figures indicate the number of cases found in the data file. They cannot be interpreted as summary statistics of the population of interest.

s8bq03: 3. What was the average %roster% milk production per day per milked animal,

Information	[Type= continuous] [Format=numeric] [Range= 0-220] [Missing=*]
Statistics [NW/ W]	[Valid=331 /-] [Invalid=1779 /-] [Mean=5.899 /-] [StdDev=14.59 /-]

s8bq04: 4. In general, were your %roster% suckling during the time the %roster%

Information	[Type= discrete] [Format=numeric] [Range= 1-3] [Missing=*]
Statistics [NW/ W]	[Valid=331 /-] [Invalid=1779 /-]

Value	Label	Cases	Percentage
1	no calf	39	11.8%
2	intermittent suckling	219	66.2%
3	continuous suckling	73	22.1%
Sysmiss		1779	

Warning: these figures indicate the number of cases found in the data file. They cannot be interpreted as summary statistics of the population of interest.

s8bq05: 5. DURING THIS PERIOD, how much of the milk produced by %roster% was consum

Information	[Type= continuous] [Format=numeric] [Range= 0-180] [Missing=*]
Statistics [NW/ W]	[Valid=331 /-] [Invalid=1779 /-] [Mean=2.912 /-] [StdDev=10.568 /-]

s8bq05a: 5.1. DURING THIS PERIOD, how many litres of %roster% liquid milk did you se

Information	[Type= continuous] [Format=numeric] [Range= 0-200] [Missing=*]
Statistics [NW/ W]	[Valid=331 /-] [Invalid=1779 /-] [Mean=4.301 /-] [StdDev=13.782 /-]

s8bq06: 6. DURING THIS PERIOD, how much of the milk produced by %roster% did you co

Information	[Type= continuous] [Format=numeric] [Range= 0-720] [Missing=*]
Statistics [NW/ W]	[Valid=331 /-] [Invalid=1779 /-] [Mean=2.719 /-] [StdDev=39.611 /-]

s8bq07: 7. DURING THIS PERIOD, how much of this production of processed dairy products d

Information	[Type= continuous] [Format=numeric] [Range= 0-10000] [Missing=*]
Statistics [NW/ W]	[Valid=45 /-] [Invalid=2065 /-] [Mean=222.933 /-] [StdDev=1490.606 /-]

s8bq08: 8. Where/to whom do you mainly sell your %roster% milk AND DAIRY PRODUCTS?

Information	[Type= discrete] [Format=numeric] [Range= 1-6] [Missing=*]
Statistics [NW/ W]	[Valid=160 /-] [Invalid=1950 /-]

Value	Label	Cases	Percentage
1	Government / LC	0	
2	Private trader in local market/village	48	30.0%
3	Private trader in district market	10	6.2%
4	Consumer at market	28	17.5%
5	Neighbor / Relative	74	46.2%
6	Other (specify)	0	
Sysmiss		1950	

File : AGSEC8B			
# s8bq08: 8. Where/to whom do you mainly sell your %rosteritle% milk AND DAIRY PRODUCTS?			
Warning: these figures indicate the number of cases found in the data file. They cannot be interpreted as summary statistics of the population of interest.			
# s8bq09: 9. How much has this household earned by selling %rosteritle% milk AND DAIRY PR			
Information	[Type= continuous] [Format=numeric] [Range= 0-26864000] [Missing=*]		
Statistics [NW/ W]	[Valid=160 /-] [Invalid=1950 /-] [Mean=1797938.125 /-] [StdDev=3561797.725 /-]		
# s8bq10a: 10a. Who controls the revenue from this product			
Information	[Type= discrete] [Format=numeric] [Range= 1-5] [Missing=*]		
Statistics [NW/ W]	[Valid=157 /-] [Invalid=1953 /-] [Mean=1.287 /-] [StdDev=0.725 /-]		
Value	Label	Cases	Percentage
1		127	<div></div> 80.9%
2		22	<div></div> 14.0%
3		4	<div></div> 2.5%
4		1	<div></div> 0.6%
5		3	<div></div> 1.9%
Sysmiss		1953	
Warning: these figures indicate the number of cases found in the data file. They cannot be interpreted as summary statistics of the population of interest.			
# s8bq10b: 10b. Who controls the revenue from this product			
Information	[Type= discrete] [Format=numeric] [Range= 2-12] [Missing=*]		
Statistics [NW/ W]	[Valid=77 /-] [Invalid=2033 /-] [Mean=2.506 /-] [StdDev=1.519 /-]		
Value	Label	Cases	Percentage
2		65	<div></div> 84.4%
3		3	<div></div> 3.9%
4		2	<div></div> 2.6%
5		3	<div></div> 3.9%
6		2	<div></div> 2.6%
7		1	<div></div> 1.3%
12		1	<div></div> 1.3%
Sysmiss		2033	
Warning: these figures indicate the number of cases found in the data file. They cannot be interpreted as summary statistics of the population of interest.			
# hhid: Unique 32-character long identifier of the interview			
Information	[Type= discrete] [Format=character] [Missing=*]		
Statistics [NW/ W]	[Valid=2110 /-] [Invalid=0 /-]		

File : AGSEC8C			
# hhid: Unique 32-character long identifier of the interview			
Information	[Type= discrete] [Format=character] [Missing=*]		
Statistics [NW/ W]	[Valid=1279 /-] [Invalid=0 /-]		
# AGroup_ID: Id in s8c_eggs			
Information	[Type= discrete] [Format=numeric] [Range= 103-107] [Missing=*]		
Statistics [NW/ W]	[Valid=1279 /-] [Invalid=0 /-]		
Value	Label	Cases	Percentage
103	EXOTIC/CROSS - Poultry	17	<div><div></div></div> 1.3%
107	INDIGENOUS - Poultry	1262	<div><div></div></div> 98.7%
Warning: these figures indicate the number of cases found in the data file. They cannot be interpreted as summary statistics of the population of interest.			
# s8cq01: 1. How many %rostartitle% laid eggs in the last 3 months?			
Information	[Type= continuous] [Format=numeric] [Range= 0-700] [Missing=*]		
Statistics [NW/ W]	[Valid=1278 /-] [Invalid=1 /-] [Mean=2.827 /-] [StdDev=25.587 /-]		
# s8cq02: 2. How many %rostartitle% eggs did you produce in the last 3 months?			
Information	[Type= continuous] [Format=numeric] [Range= 1-30000] [Missing=*]		
Statistics [NW/ W]	[Valid=814 /-] [Invalid=465 /-] [Mean=106.862 /-] [StdDev=1295.999 /-]		
# s8cq03: 3. How many %rostartitle% eggs did you sell in the last 3 months?			
Information	[Type= continuous] [Format=numeric] [Range= 0-10500] [Missing=*]		
Statistics [NW/ W]	[Valid=814 /-] [Invalid=465 /-] [Mean=28.609 /-] [StdDev=427.932 /-]		
# s8cq04: 4. Where/to whom do you mainly sell your %rostartitle% eggs?			
Information	[Type= discrete] [Format=numeric] [Range= 1-96] [Missing=*]		
Statistics [NW/ W]	[Valid=45 /-] [Invalid=1234 /-]		
Value	Label	Cases	Percentage
1	Government / LC	0	
2	Private trader in local market/village	23	<div><div></div></div> 51.1%
3	Private trader in district market	2	<div><div></div></div> 4.4%
4	Consumer at market	5	<div><div></div></div> 11.1%
5	Neighbor / Relative	15	<div><div></div></div> 33.3%
96	Other (specify)	0	
Sysmiss		1234	
Warning: these figures indicate the number of cases found in the data file. They cannot be interpreted as summary statistics of the population of interest.			
# s8cq05: 5. How much has this hh earned by selling %rostartitle% eggs in the past 3 mont			
Information	[Type= continuous] [Format=numeric] [Range= 600-34425000] [Missing=*]		
Statistics [NW/ W]	[Valid=45 /-] [Invalid=1234 /-] [Mean=895266.667 /-] [StdDev=5134842.375 /-]		
# s8cq6a: 6a. Who controls the revenue from *...+ eggs? PID 1			
Information	[Type= discrete] [Format=numeric] [Range= 1-6] [Missing=*]		
Statistics [NW/ W]	[Valid=44 /-] [Invalid=1235 /-] [Mean=1.455 /-] [StdDev=0.875 /-]		
Value	Label	Cases	Percentage
1		29	<div><div></div></div> 65.9%
2		13	<div><div></div></div> 29.5%

File : AGSEC8C

s8cq6a: 6a. Who controls the revenue from *...+ eggs? PID 1

Value	Label	Cases	Percentage
3		1	2.3%
6		1	2.3%
Sysmiss		1235	

Warning: these figures indicate the number of cases found in the data file. They cannot be interpreted as summary statistics of the population of interest.

s8cq6b: 6b. Who controls the revenue from *...+ eggs? PID 2

Information	[Type= discrete] [Format=numeric] [Range= 2-2] [Missing=*]
Statistics [NW/ W]	[Valid=16 /-] [Invalid=1263 /-] [Mean=2 /-] [StdDev=0 /-]

Value	Label	Cases	Percentage
2		16	100.0%
Sysmiss		1263	

Warning: these figures indicate the number of cases found in the data file. They cannot be interpreted as summary statistics of the population of interest.

File : AGSEC9A

hhid: Unique 32-character long identifier of the interview

Information [Type= discrete] [Format=character] [Missing=*]

Statistics [NW/ W] [Valid=234 /-] [Invalid=0 /-]

Value	Label	Cases	Percentage
00246782f865444		1	0.4%
03b2600846004af		1	0.4%
0464b7af72994de		1	0.4%
0540d10333124c5		1	0.4%
05863e44874d4d0		1	0.4%
06122c47fee6432		1	0.4%
068c76ff148d44fc		1	0.4%
0b5d1c544904451		1	0.4%
0b95a1e8ac1f432		1	0.4%
0c0509871b5f494		1	0.4%
0c4001e96413427		3	1.3%
0c4a4cf0e7ea4067		1	0.4%
0cd035c06c3647f		1	0.4%
0dac56419262425		1	0.4%
10bc6b069d1043c		2	0.9%
1158beb5ce1a4af		1	0.4%
1220b33997d548f		1	0.4%
12bc37b16e00484		1	0.4%
139242bfd93d4d5		1	0.4%
13bbb610652645c		1	0.4%
1410e723b01e4bf		1	0.4%
14e10f677117459		1	0.4%
1536a495d0ee472		1	0.4%
157a396573164b8		1	0.4%
15fe3b6164aa476		1	0.4%
191d75d796be498		1	0.4%
1bdbf2c002c341fc		1	0.4%
1c9e0c6842514df		1	0.4%
1d672eb8ea6c4e6		1	0.4%
1de214e5f7b0487		1	0.4%
1e951f7b5642470		1	0.4%
1ea8b99986f3467		1	0.4%
1ef1bb52e618497		1	0.4%
20f5ad6fc2a74280		1	0.4%
21a9703d5a584c8		1	0.4%
23209e24c96541a		1	0.4%
2342cd7d1e3d41e		1	0.4%
2628668b68a743e		1	0.4%
2799950e3b464fd		1	0.4%
28cfecdc40fb49b1		1	0.4%
28e84a3ac5994a6		1	0.4%

File : AGSEC9A

hhid: Unique 32-character long identifier of the interview

Value	Label	Cases	Percentage
2c6ae01abe4748b		1	0.4%
2c7a8030ba1443e		1	0.4%
2e5c1262075443c		1	0.4%
2f505303b957477		1	0.4%
3125d7938c8a4df		1	0.4%
33960cb846dd4bf		1	0.4%
354a41485b2b46c		1	0.4%
3631ba7632f1479		1	0.4%
3b6df4237fe04c4l		1	0.4%
3f16925db6ec40a		1	0.4%
3fb8d4d90721432		1	0.4%
40e4b238a7644ad		1	0.4%
419aeb8cf20b477		1	0.4%
41a071f11f70493i		1	0.4%
41a0d7ea37784a2		1	0.4%
42b460c56a684df		1	0.4%
43392820ec5e41a		1	0.4%
43f71a4b91ab4dc		1	0.4%
46f5567f540b4d3		1	0.4%
487985446fde4b7		1	0.4%
489b6a0849fe448		1	0.4%
4c747abf91d94f1i		1	0.4%
4cdfca9cc91f4424		3	1.3%
4d06bd2529aa438		1	0.4%
4dfc5e6dea2943d		1	0.4%
4eb28ac9ee9849fi		1	0.4%
5080bcd282ac4ec		1	0.4%
50ce0aeb4a3a4cei		1	0.4%
50f1b984182f4ad		1	0.4%
53a0bbca47fb4e3i		1	0.4%
549db14fab984d7		1	0.4%
592f510ca124499		1	0.4%
5975db78a89b4bc		1	0.4%
5999874f032646b		1	0.4%
5b4dba5ebd2245f		1	0.4%
5bb863ad2a1243c		1	0.4%
5bf770e6767c469		2	0.9%
5e377c5d87ff442l		1	0.4%
62899cb37c68497		2	0.9%
65deaa19d2694ea		1	0.4%
66e203a6003746f		1	0.4%
67ac2b319baf4acj		1	0.4%
68f60d1f894d471		1	0.4%

File : AGSEC9A

hhid: Unique 32-character long identifier of the interview

Value	Label	Cases	Percentage
6e09cafe878a4680		1	0.4%
6eba1b7aa12b4e4		1	0.4%
6f4cbca19664408		1	0.4%
6fbfd1ca15414000		1	0.4%
70b60b0e8e8c437		2	0.9%
72ac252901f046c		1	0.4%
7386def11c4047c		1	0.4%
744552814b1949c		1	0.4%
78549ab05cff4321		1	0.4%
79f08930529841c		1	0.4%
7a4deb50ba984ba		2	0.9%
7abe5d30e6a8498		2	0.9%
7ad6d7c40e5e4b9		2	0.9%
7c12e0ea1d4e471		1	0.4%
7f18080980ae406		1	0.4%
8061af8f56ab42b		1	0.4%
80cc66c321854e2		1	0.4%
80d08b55339d4d2		1	0.4%
83f12b630c0f476		1	0.4%
84d4073a191540f		1	0.4%
878feadf5d0f41e1		1	0.4%
87f08542877948b		1	0.4%
88a4d46854ed41e		2	0.9%
88ca05130f6b429		1	0.4%
89342a57ba6a47b		1	0.4%
8b79adbce0d2462		1	0.4%
8ba30b564d1a40f		1	0.4%
8d049482670844f		1	0.4%
8f78f136f4ee4a3d		1	0.4%
8f8c64fa798c4e5c		1	0.4%
8fe19cf1a1b9486c		1	0.4%
91fd38789bc34bc		1	0.4%
92b1721f9364437		1	0.4%
932e33f2faba4e9e		1	0.4%
945540415d9141e		1	0.4%
95177689d72c427		1	0.4%
95c41cb2a4b5440		1	0.4%
9c92c41e2886404		1	0.4%
9cd59c0742ed47c		1	0.4%
a03671a2c2ff401f		1	0.4%
a068544ea2794bd		1	0.4%
a20eb7aa426f4d6		1	0.4%
a2537eed6b3a45b		1	0.4%

File : AGSEC9A

hhid: Unique 32-character long identifier of the interview

Value	Label	Cases	Percentage
a253a93dccd642c		1	0.4%
a5c1728bb041435		1	0.4%
a7f5ea241ac3416		1	0.4%
a8b1fb8599ea462		1	0.4%
a8f288b8aa41463		1	0.4%
a983278448b344		1	0.4%
aaf20234393e4b3		1	0.4%
abf364c5626d4e6		1	0.4%
adc8d19d7b854ad		2	0.9%
afb120116c75494		1	0.4%
afb6161ef4fc480b		1	0.4%
afecf3d47a4444d2		1	0.4%
b09aa1bab592441		1	0.4%
b11aea0ef7944c7f		1	0.4%
b25fa7e05854479		1	0.4%
b3767470d6d74c5		1	0.4%
b443e69b745a4ef		1	0.4%
b484669dfd79454		1	0.4%
b5026e18272641t		1	0.4%
b597401743994f5		1	0.4%
b5b05a8426f04ac		1	0.4%
b5cb37f16e33474		1	0.4%
b68513ab0b61417		1	0.4%
b95c3f256b444b4		1	0.4%
b98f427fb06841d		1	0.4%
ba9e0d497a29492		1	0.4%
babce4c54f7948a7		1	0.4%
bc5a536d7ff04b1e		1	0.4%
c08d7f3d06be445		1	0.4%
c19b80977d444d4		1	0.4%
c3eb26f27f1f4d55		1	0.4%
c631319a6e504d1		1	0.4%
c6f7d03ed47b41b		1	0.4%
c733fc061f9b438f		1	0.4%
c8d27e13b1764c3		2	0.9%
c91a597b687f4a5		1	0.4%
c9cbf5958c86432		1	0.4%
cabf8bea274749cl		2	0.9%
cb7501fa2a38421		1	0.4%
cb988146f4464de		1	0.4%
cc1c2e4ec260477		1	0.4%
cc7b17511ccd427		1	0.4%
cd7d1e66e898489		1	0.4%

File : AGSEC9A

hhid: Unique 32-character long identifier of the interview

Value	Label	Cases	Percentage
cebc5301de14fd		1	0.4%
ceca664d153e40f		1	0.4%
d09d53ce3b15410		1	0.4%
d0f8fb36d7d416		1	0.4%
d203e903f276453		1	0.4%
d208c5d95f754d2		1	0.4%
d2c0aad97ef745b		1	0.4%
d2e69dc8645343t		1	0.4%
d32b478937e446e		1	0.4%
d77e53921f974b3		1	0.4%
d86d2a43c16b4ab		1	0.4%
d8dbdd6a08d240e		1	0.4%
dc9550e96e44467		1	0.4%
dcab0e4bf278424		2	0.9%
dd53075b6ab148e		1	0.4%
ddf4f5dafa54f6f		1	0.4%
de33100b792a468		1	0.4%
de338ded45464f8		1	0.4%
de5ae2c27aba494		1	0.4%
e1574e4773b548a		1	0.4%
e2ebc60d668649c		1	0.4%
e35b0fbe3fb64f5t		1	0.4%
e423b8514f984fb		1	0.4%
e81dd4fafaebd464		1	0.4%
eb1f1dc0ec804c4		1	0.4%
ed78dc302bec4f5		1	0.4%
edc2e1593f6a412		2	0.9%
eebd9c02e4734a6		1	0.4%
f0293cd185b34a4		1	0.4%
f0af4f68b5094cda		1	0.4%
f10aaca018df4221		1	0.4%
f393d386e8ff4962		1	0.4%
f4db6d39fd7d46d		1	0.4%
f657fad494df41ec		1	0.4%
f71eb7fb0fec4e54		1	0.4%
f727232a3db048a		4	1.7%
f888744b268c4e5		1	0.4%
f91eb672ddd9405		1	0.4%
fae67a00df6c4af8		2	0.9%
fd69999d27a049a		1	0.4%
ff8b330984bc466		2	0.9%
ffb33b3ededa4015		1	0.4%

Warning: these figures indicate the number of cases found in the data file. They cannot be interpreted as summary statistics of the population of interest.

File : AGSEC9A

source_ID: Id in s9_roster

Information [Type= discrete] [Format=numeric] [Range= 1-7] [Missing=*]

Statistics [NW/ W] [Valid=234 /-] [Invalid=0 /-]

Value	Label	Cases	Percentage
1	NATIONAL AGRICULTURAL ADVISORY SERVICES (NAADS)	83	35.5%
2	INPUT SUPPLIER	17	7.3%
3	NGO	43	18.4%
4	COOPERATIVE/FARMER'S ASSOCIATION	17	7.3%
5	LARGE SCALE FARMER	11	4.7%
6	OTHER (SPECIFY)	27	11.5%
7	OPERATION WEALTH CREATION	36	15.4%

Warning: these figures indicate the number of cases found in the data file. They cannot be interpreted as summary statistics of the population of interest.

h9q04a: 4. Which household (1/2) members received advice/information?

Information [Type= discrete] [Format=numeric] [Range= 1-11] [Missing=*]

Statistics [NW/ W] [Valid=230 /-] [Invalid=4 /-] [Mean=1.517 /-] [StdDev=1.174 /-]

Value	Label	Cases	Percentage
1		164	71.3%
2		45	19.6%
3		7	3.0%
4		6	2.6%
5		4	1.7%
6		2	0.9%
7		1	0.4%
11		1	0.4%
Sysmiss		4	

Warning: these figures indicate the number of cases found in the data file. They cannot be interpreted as summary statistics of the population of interest.

h9q04b: 4. Which household (2/2) members received advice/information?

Information [Type= discrete] [Format=numeric] [Range= 2-9] [Missing=*]

Statistics [NW/ W] [Valid=32 /-] [Invalid=202 /-] [Mean=2.719 /-] [StdDev=1.782 /-]

Value	Label	Cases	Percentage
2		27	84.4%
5		1	3.1%
6		2	6.2%
7		1	3.1%
9		1	3.1%
Sysmiss		202	

Warning: these figures indicate the number of cases found in the data file. They cannot be interpreted as summary statistics of the population of interest.

h9q05ag__1: 5. Was the advice from %rosteritle% aboutAgricultural production

Information [Type= discrete] [Format=numeric] [Range= 1-2] [Missing=*]

Statistics [NW/ W] [Valid=233 /-] [Invalid=1 /-]

Value	Label	Cases	Percentage
1	Yes	206	88.4%

File : AGSEC9A



h9q05ag__1: 5. Was the advice from %rosteritle% about:Agricultural production

Value	Label	Cases	Percentage
2	No	27	 11.6%
Sysmiss		1	

Warning: these figures indicate the number of cases found in the data file. They cannot be interpreted as summary statistics of the population of interest.

h9q05ag__2: 5. Was the advice from %rosteritle% about:Agricultural prices



Information	[Type= discrete] [Format=numeric] [Range= 1-2] [Missing=*]
Statistics [NW/ W]	[Valid=232 /-] [Invalid=2 /-]

Value	Label	Cases	Percentage
1	Yes	76	 32.8%
2	No	156	 67.2%
Sysmiss		2	

Warning: these figures indicate the number of cases found in the data file. They cannot be interpreted as summary statistics of the population of interest.

h9q05ag__3: 5. Was the advice from %rosteritle% about:Agroprocessing



Information	[Type= discrete] [Format=numeric] [Range= 1-2] [Missing=*]
Statistics [NW/ W]	[Valid=233 /-] [Invalid=1 /-]

Value	Label	Cases	Percentage
1	Yes	37	 15.9%
2	No	196	 84.1%
Sysmiss		1	

Warning: these figures indicate the number of cases found in the data file. They cannot be interpreted as summary statistics of the population of interest.

h9q05ag__4: 5. Was the advice from %rosteritle% about:Crop Marketing



Information	[Type= discrete] [Format=numeric] [Range= 1-2] [Missing=*]
Statistics [NW/ W]	[Valid=232 /-] [Invalid=2 /-]

Value	Label	Cases	Percentage
1	Yes	68	 29.3%
2	No	164	 70.7%
Sysmiss		2	

Warning: these figures indicate the number of cases found in the data file. They cannot be interpreted as summary statistics of the population of interest.

h9q05ag__5: 5. Was the advice from %rosteritle% about:Livestock Marketing

Information	[Type= discrete] [Format=numeric] [Range= 1-2] [Missing=*]
Statistics [NW/ W]	[Valid=233 /-] [Invalid=1 /-]

Value	Label	Cases	Percentage
1	Yes	40	 17.2%
2	No	193	 82.8%
Sysmiss		1	

Warning: these figures indicate the number of cases found in the data file. They cannot be interpreted as summary statistics of the population of interest.

h9q05ag__6: 5. Was the advice from %rosteritle% about:Fishing production

Information	[Type= discrete] [Format=numeric] [Range= 1-2] [Missing=*]
Statistics [NW/ W]	[Valid=230 /-] [Invalid=4 /-]

Value	Label	Cases	Percentage
1	Yes	13	 5.7%

File : AGSEC9A



h9q05ag__6: 5. Was the advice from %rosteritle% about:Fishing production

Value	Label	Cases	Percentage
2	No	217	 94.3%
Sysmiss		4	

Warning: these figures indicate the number of cases found in the data file. They cannot be interpreted as summary statistics of the population of interest.

h9q05ag__7: 5. Was the advice from %rosteritle% about:Livestock production Meat



Information	[Type= discrete] [Format=numeric] [Range= 1-2] [Missing=*]
Statistics [NW/ W]	[Valid=232 /-] [Invalid=2 /-]

Value	Label	Cases	Percentage
1	Yes	38	 16.4%
2	No	194	 83.6%
Sysmiss		2	

Warning: these figures indicate the number of cases found in the data file. They cannot be interpreted as summary statistics of the population of interest.

h9q05ag__8: 5. Was the advice from %rosteritle% about:Livestock production Milk



Information	[Type= discrete] [Format=numeric] [Range= 1-2] [Missing=*]
Statistics [NW/ W]	[Valid=228 /-] [Invalid=6 /-]

Value	Label	Cases	Percentage
1	Yes	37	 16.2%
2	No	191	 83.8%
Sysmiss		6	

Warning: these figures indicate the number of cases found in the data file. They cannot be interpreted as summary statistics of the population of interest.

h9q05ag__9: 5. Was the advice from %rosteritle% about:Prevention of Livestock diseases









Information	[Type= discrete] [Format=numeric] [Range= 1-2] [Missing=*]
Statistics [NW/ W]	[Valid=233 /-] [Invalid=1 /-]

Value	Label	Cases	Percentage
1	Yes	71	 30.5%
2	No	162	 69.5%
Sysmiss		1	

Warning: these figures indicate the number of cases found in the data file. They cannot be interpreted as summary statistics of the population of interest.

h9q06a: 6a. Number of solicited visits from %rosteritle% - last 12 months?

Information	[Type= discrete] [Format=numeric] [Range= 0-20] [Missing=*]
Statistics [NW/ W]	[Valid=234 /-] [Invalid=0 /-] [Mean=0.726 /-] [StdDev=1.681 /-]

Value	Label	Cases	Percentage
0		151	 64.5%
1		42	 17.9%
2		23	 9.8%
3		11	 4.7%
4		4	 1.7%
6		1	 0.4%
7		1	 0.4%
20		1	 0.4%








Warning: these figures indicate the number of cases found in the data file. They cannot be interpreted as summary statistics of the population of interest.

File : AGSEC9A

h9q06b: 6b. Number of unsolicited visits from %rosteritle% - last 12 months?

Information [Type= discrete] [Format=numeric] [Range= 0-10] [Missing=*]

Statistics [NW/ W] [Valid=234 /-] [Invalid=0 /-] [Mean=0.432 /-] [StdDev=1.141 /-]

Value	Label	Cases	Percentage
0		183	 78.2%
1		28	 12.0%
2		13	 5.6%
3		5	 2.1%
5		2	 0.9%
6		2	 0.9%
10		1	 0.4%

Warning: these figures indicate the number of cases found in the data file. They cannot be interpreted as summary statistics of the population of interest.

h9q07a: 7. How many times hh member visited the %rosteritle% - last 12 months?



Information [Type= continuous] [Format=numeric] [Range= 0-28] [Missing=*]

Statistics [NW/ W] [Valid=234 /-] [Invalid=0 /-] [Mean=1.167 /-] [StdDev=2.586 /-]

h9q08a: 8. Anyone in hh paid to receive advice from %rosteritle% - last 12 months?

Information [Type= discrete] [Format=numeric] [Range= 1-2] [Missing=*]

Statistics [NW/ W] [Valid=182 /-] [Invalid=52 /-]

Value	Label	Cases	Percentage
1	Yes	4	 2.2%
2	No	178	 97.8%
Sysmiss		52	

Warning: these figures indicate the number of cases found in the data file. They cannot be interpreted as summary statistics of the population of interest.

h9q09: 9. How much was paid?




Information [Type= continuous] [Format=numeric] [Range= 5000-79000] [Missing=*]

Statistics [NW/ W] [Valid=4 /-] [Invalid=230 /-] [Mean=29750 /-] [StdDev=34884.333 /-]

h9q10a: 10. How would you rate the advice received?

Information [Type= discrete] [Format=numeric] [Range= 1-3] [Missing=*]

Statistics [NW/ W] [Valid=182 /-] [Invalid=52 /-]

Value	Label	Cases	Percentage
1	Good	148	 81.3%
2	Average	29	 15.9%
3	Bad	5	 2.7%
Sysmiss		52	

Warning: these figures indicate the number of cases found in the data file. They cannot be interpreted as summary statistics of the population of interest.

File : AGSEC9B

hhid: Unique 32-character long identifier of the interview

Information [Type= discrete] [Format=character] [Missing=*]

Statistics [NW/ W] [Valid=2584 /-] [Invalid=0 /-]

h9q03a__1: 3. Anyone in hh received advice/info from NAADS - past 12 months?

Information [Type= discrete] [Format=numeric] [Range= 1-2] [Missing=*]

Statistics [NW/ W] [Valid=2580 /-] [Invalid=4 /-]

Value	Label	Cases	Percentage
1	Yes	83	3.2%
2	No	2497	96.8%
Sysmiss		4	

Warning: these figures indicate the number of cases found in the data file. They cannot be interpreted as summary statistics of the population of interest.

h9q03a__2: 3. Anyone in hh received advice/info from input supplier - past 12 months?

Information [Type= discrete] [Format=numeric] [Range= 1-2] [Missing=*]

Statistics [NW/ W] [Valid=2577 /-] [Invalid=7 /-]

Value	Label	Cases	Percentage
1	Yes	17	0.7%
2	No	2560	99.3%
Sysmiss		7	

Warning: these figures indicate the number of cases found in the data file. They cannot be interpreted as summary statistics of the population of interest.

h9q03a__3: 3. Anyone in hh received advice/info from NGO - past 12 months?

Information [Type= discrete] [Format=numeric] [Range= 1-2] [Missing=*]

Statistics [NW/ W] [Valid=2575 /-] [Invalid=9 /-]

Value	Label	Cases	Percentage
1	Yes	43	1.7%
2	No	2532	98.3%
Sysmiss		9	

Warning: these figures indicate the number of cases found in the data file. They cannot be interpreted as summary statistics of the population of interest.

h9q03a__4: 3. Anyone in hh received advice/info from coop/farmers association-past 12 month

Information [Type= discrete] [Format=numeric] [Range= 1-2] [Missing=*]

Statistics [NW/ W] [Valid=2578 /-] [Invalid=6 /-]

Value	Label	Cases	Percentage
1	Yes	17	0.7%
2	No	2561	99.3%
Sysmiss		6	

Warning: these figures indicate the number of cases found in the data file. They cannot be interpreted as summary statistics of the population of interest.

h9q03a__5: 3. Anyone in hh received advice/info from large scale farmer - past 12 months?

Information [Type= discrete] [Format=numeric] [Range= 1-2] [Missing=*]

Statistics [NW/ W] [Valid=2577 /-] [Invalid=7 /-]

Value	Label	Cases	Percentage
1	Yes	11	0.4%
2	No	2566	99.6%

File : AGSEC9B

h9q03a__5: 3. Anyone in hh received advice/info from large scale farmer - past 12 months?

Value	Label	Cases	Percentage
Sysmiss		7	

Warning: these figures indicate the number of cases found in the data file. They cannot be interpreted as summary statistics of the population of interest.

h9q03a__7: 3. Anyone in hh received advice/info from other - past 12 months?

Information	[Type= discrete] [Format=numeric] [Range= 1-2] [Missing=*]
Statistics [NW/ W]	[Valid=2571 /-] [Invalid=13 /-]

Value	Label	Cases	Percentage
1	Yes	36	1.4%
2	No	2535	98.6%
Sysmiss		13	

Warning: these figures indicate the number of cases found in the data file. They cannot be interpreted as summary statistics of the population of interest.

h9q03a__6: 3. Anyone in hh received advice/info from operation wealth creation-past 12 mont

Information	[Type= discrete] [Format=numeric] [Range= 1-2] [Missing=*]
Statistics [NW/ W]	[Valid=2580 /-] [Invalid=4 /-]

Value	Label	Cases	Percentage
1	Yes	27	1.0%
2	No	2553	99.0%
Sysmiss		4	

Warning: these figures indicate the number of cases found in the data file. They cannot be interpreted as summary statistics of the population of interest.

h9q11a: 11. Are you informed of training programs organized by NAADS?

Information	[Type= discrete] [Format=numeric] [Range= 1-2] [Missing=*]
Statistics [NW/ W]	[Valid=2584 /-] [Invalid=0 /-]

Value	Label	Cases	Percentage
1	Yes	1070	41.4%
2	No	1514	58.6%

Warning: these figures indicate the number of cases found in the data file. They cannot be interpreted as summary statistics of the population of interest.

h9q12a: 12. Anyone in hh participated in training program organized by NAADS-past 12 mon

Information	[Type= discrete] [Format=numeric] [Range= 1-2] [Missing=*]
Statistics [NW/ W]	[Valid=2584 /-] [Invalid=0 /-]

Value	Label	Cases	Percentage
1	Yes	114	4.4%
2	No	2470	95.6%

Warning: these figures indicate the number of cases found in the data file. They cannot be interpreted as summary statistics of the population of interest.

h9q13a: 13. Are you informed of farmers' groups established under the [..] scheme of NAA

Information	[Type= discrete] [Format=numeric] [Range= 1-2] [Missing=*]
Statistics [NW/ W]	[Valid=2584 /-] [Invalid=0 /-]

Value	Label	Cases	Percentage
1	Yes	568	22.0%
2	No	2016	78.0%

Warning: these figures indicate the number of cases found in the data file. They cannot be interpreted as summary statistics of the population of interest.

File : AGSEC9B

h9q14a: 14. Is any member your household a member of such a farmers' group?

Information	[Type= discrete] [Format=numeric] [Range= 1-2] [Missing=*]
Statistics [NW/ W]	[Valid=568 /-] [Invalid=2016 /-]

Value	Label	Cases	Percentage
1	Yes	61	<div><div></div></div> 10.7%
2	No	507	<div><div></div></div> 89.3%
Sysmiss		2016	

Warning: these figures indicate the number of cases found in the data file. They cannot be interpreted as summary statistics of the population of interest.

h9q15a: 15. Are you informed of NAADS initiatives to prioritize enterprises to demand fo

Information	[Type= discrete] [Format=numeric] [Range= 1-2] [Missing=*]
Statistics [NW/ W]	[Valid=2584 /-] [Invalid=0 /-]

Value	Label	Cases	Percentage
1	Yes	322	<div><div></div></div> 12.5%
2	No	2262	<div><div></div></div> 87.5%

Warning: these figures indicate the number of cases found in the data file. They cannot be interpreted as summary statistics of the population of interest.

h9q16a: 16. Has any member of your hh participated in such initiatives in the past 12 mo

Information	[Type= discrete] [Format=numeric] [Range= 1-2] [Missing=*]
Statistics [NW/ W]	[Valid=2584 /-] [Invalid=0 /-]

Value	Label	Cases	Percentage
1	Yes	66	<div><div></div></div> 2.6%
2	No	2518	<div><div></div></div> 97.4%

Warning: these figures indicate the number of cases found in the data file. They cannot be interpreted as summary statistics of the population of interest.

File : AGSEC10

hhid: Unique 32-character long identifier of the interview

Information [Type= discrete] [Format=character] [Missing=*]

Statistics [NW/ W] [Valid=8569 /-] [Invalid=0 /-]

A10itemcod_ID: Id in s10_roster

Information [Type= discrete] [Format=numeric] [Range= 1-22] [Missing=*]

Statistics [NW/ W] [Valid=8569 /-] [Invalid=0 /-]

Value	Label	Cases	Percentage
1	Hoe	2564	29.9%
2	Ploughs	20	0.2%
3	Pangas	2278	26.6%
4	Slashers	774	9.0%
5	Wheel barrows	249	2.9%
6	Tractor	8	0.1%
7	Watering cans	156	1.8%
8	Pruning knives	303	3.5%
9	Pruning saws	16	0.2%
10	Chain/band saws	0	
11	Sheller	3	0.0%
12	Spade	683	8.0%
13	Fork hoe	189	2.2%
14	Ox-plough	410	4.8%
15	Trailer	2	0.0%
16	Harrow/cultivator	0	
17	Weeder	2	0.0%
18	Planter	2	0.0%
19	Sprayer	551	6.4%
20	Pail	35	0.4%
21	Milk can	27	0.3%
22	Other (SPECIFY)	297	3.5%

Warning: these figures indicate the number of cases found in the data file. They cannot be interpreted as summary statistics of the population of interest.

s10q01a: 1. How many %roster% does your household currently own?

Information [Type= discrete] [Format=numeric] [Range= 0-15] [Missing=*]

Statistics [NW/ W] [Valid=8567 /-] [Invalid=2 /-] [Mean=1.744 /-] [StdDev=1.512 /-]

Value	Label	Cases	Percentage
0		748	8.7%
1		4526	52.8%
2		1574	18.4%
3		744	8.7%
4		421	4.9%
5		267	3.1%
6		138	1.6%
7		71	0.8%
8		49	0.6%
9		7	0.1%

File : AGSEC10

s10q01a: 1. How many %roster% does your household currently own?

Value	Label	Cases	Percentage
10		16	0.2%
12		4	0.0%
13		1	0.0%
15		1	0.0%
Sysmiss		2	

Warning: these figures indicate the number of cases found in the data file. They cannot be interpreted as summary statistics of the population of interest.

s10q02a: 2. What is the total estimated value of all %roster% owned by your household

Information	[Type= continuous] [Format=numeric] [Range= 0-4500000] [Missing=*]
Statistics [NW/ W]	[Valid=7819 /-] [Invalid=750 /-] [Mean=22490.138 /-] [StdDev=83352.308 /-]

s10q03aa: 3. How many %roster% did your household own exactly 12 months ago?

Information	[Type= discrete] [Format=numeric] [Range= 0-20] [Missing=*]
Statistics [NW/ W]	[Valid=8567 /-] [Invalid=2 /-] [Mean=1.723 /-] [StdDev=1.534 /-]

Value	Label	Cases	Percentage
0		793	9.3%
1		4552	53.1%
2		1563	18.2%
3		701	8.2%
4		409	4.8%
5		279	3.3%
6		127	1.5%
7		60	0.7%
8		44	0.5%
9		8	0.1%
10		17	0.2%
12		12	0.1%
13		1	0.0%
20		1	0.0%
Sysmiss		2	

Warning: these figures indicate the number of cases found in the data file. They cannot be interpreted as summary statistics of the population of interest.

s10q04a: 4. Did your household use the %roster% during the last 12 months?

Information	[Type= discrete] [Format=numeric] [Range= 1-2] [Missing=*]
Statistics [NW/ W]	[Valid=8567 /-] [Invalid=2 /-]

Value	Label	Cases	Percentage
1	Yes	8416	98.2%
2	No	151	1.8%
Sysmiss		2	






Warning: these figures indicate the number of cases found in the data file. They cannot be interpreted as summary statistics of the population of interest.

s10q05aa: 5. What was the main reason for not using the %roster%

Information	[Type= discrete] [Format=numeric] [Range= 1-5] [Missing=*]
Statistics [NW/ W]	[Valid=151 /-] [Invalid=8418 /-]

File : AGSEC10



s10q05aa: 5. What was the main reason for not using the %rostertitle%

Value	Label	Cases	Percentage
1	No need for one	105	 69.5%
2	Needs repairs	17	 11.3%
3	Lent to others	6	 4.0%
4	Rented to others	1	 0.7%
5	Other(Specify)	22	 14.6%
Sysmiss		8418	

Warning: these figures indicate the number of cases found in the data file. They cannot be interpreted as summary statistics of the population of interest.

s10q06a: 6. Did your household rent or borrow any %rostertitle% during the last 12 months

Information	[Type= discrete] [Format=numeric] [Range= 1-2] [Missing=*]
Statistics [NW/ W]	[Valid=8416 /-] [Invalid=153 /-]

Value	Label	Cases	Percentage
1	Yes	1040	 12.4%
2	No	7376	 87.6%
Sysmiss		153	

Warning: these figures indicate the number of cases found in the data file. They cannot be interpreted as summary statistics of the population of interest.

s10q07aa: 7. How many %rostertitle% did your household rent or borrow during the last 12 m

Information	[Type= continuous] [Format=numeric] [Range= 0-319000] [Missing=*]
Statistics [NW/ W]	[Valid=1040 /-] [Invalid=7529 /-] [Mean=426.401 /-] [StdDev=10565.207 /-]

s10q08a: 8. How much did your hh pay to rent/borrow %rostertitle% during the last 12 mont

Information	[Type= continuous] [Format=numeric] [Range= 0-800000] [Missing=*]
Statistics [NW/ W]	[Valid=1040 /-] [Invalid=7529 /-] [Mean=11392.983 /-] [StdDev=46404.085 /-]

File : AGSEC11

hhid: Unique 32-character long identifier of the interview

Information	[Type= discrete] [Format=character] [Missing=*]
-------------	---

Statistics [NW/ W]	[Valid=4015 /-] [Invalid=0 /-]
--------------------	--------------------------------

AGroup_ID: Id in s11_roster

Information	[Type= discrete] [Format=numeric] [Range= 101-110] [Missing=*]
-------------	--

Statistics [NW/ W]	[Valid=4015 /-] [Invalid=0 /-]
--------------------	--------------------------------

Value	Label	Cases	Percentage
101	EXOTIC/CROSS - Large ruminants	171	<div><div></div></div> 4.3%
102	EXOTIC/CROSS - Small ruminants	23	<div><div></div></div> 0.6%
103	EXOTIC/CROSS - Poultry	159	<div><div></div></div> 4.0%
104	EXOTIC/CROSS - Pigs	27	<div><div></div></div> 0.7%
105	INDIGENOUS - Large ruminants	752	<div><div></div></div> 18.7%
106	INDIGENOUS - Small ruminants	1162	<div><div></div></div> 28.9%
107	INDIGENOUS - Poultry	1262	<div><div></div></div> 31.4%
108	INDIGENOUS - Pigs	457	<div><div></div></div> 11.4%
109	INDIGENOUS - Donkey/mules	2	<div><div></div></div> 0.0%
110	INDIGENOUS - Horses	0	

Warning: these figures indicate the number of cases found in the data file. They cannot be interpreted as summary statistics of the population of interest.

s11q01ab__1: 1ab. Has this hh used dung produced by [LIVESTOCK] as manure - past 12 months?

Information	[Type= discrete] [Format=numeric] [Range= 1-2] [Missing=*]
-------------	--

Statistics [NW/ W]	[Valid=4002 /-] [Invalid=13 /-]
--------------------	---------------------------------

Value	Label	Cases	Percentage
1	Yes	1324	<div><div></div></div> 33.1%
2	No	2678	<div><div></div></div> 66.9%
Sysmiss		13	

Warning: these figures indicate the number of cases found in the data file. They cannot be interpreted as summary statistics of the population of interest.

s11q01ab__2: 1ab. Has this hh used dung produced by [LIVESTOCK] as fuel(cooking)-past 12 mont

Information	[Type= discrete] [Format=numeric] [Range= 1-2] [Missing=*]
-------------	--

Statistics [NW/ W]	[Valid=4002 /-] [Invalid=13 /-]
--------------------	---------------------------------

Value	Label	Cases	Percentage
1	Yes	0	
2	No	4002	<div><div></div></div> 100.0%
Sysmiss		13	

Warning: these figures indicate the number of cases found in the data file. They cannot be interpreted as summary statistics of the population of interest.

s11q01ab__3: 1ab. Has this hh used dung produced by [LVST] to feed other animals-past 12 mont

Information	[Type= discrete] [Format=numeric] [Range= 1-2] [Missing=*]
-------------	--

Statistics [NW/ W]	[Valid=4002 /-] [Invalid=13 /-]
--------------------	---------------------------------

Value	Label	Cases	Percentage
1	Yes	1	<div><div></div></div> 0.0%
2	No	4001	<div><div></div></div> 100.0%
Sysmiss		13	

Warning: these figures indicate the number of cases found in the data file. They cannot be interpreted as summary statistics of the population of interest.

File : AGSEC11

s11q01ab__4: 1ab. Has this hh used dung produced by [LIVESTOCK] for construction-past 12 mont

Information	[Type= discrete] [Format=numeric] [Range= 1-2] [Missing=*]		
Statistics [NW/ W]	[Valid=4002 /-] [Invalid=13 /-]		
Value	Label	Cases	Percentage
1	Yes	171	4.3%
2	No	3831	95.7%
Sysmiss		13	

Warning: these figures indicate the number of cases found in the data file. They cannot be interpreted as summary statistics of the population of interest.

s11q01ab__5: 1ab. Has this hh sold dung produced by [LIVESTOCK] - past 12 months?

Information	[Type= discrete] [Format=numeric] [Range= 1-2] [Missing=*]		
Statistics [NW/ W]	[Valid=4002 /-] [Invalid=13 /-]		
Value	Label	Cases	Percentage
1	Yes	11	0.3%
2	No	3991	99.7%
Sysmiss		13	

Warning: these figures indicate the number of cases found in the data file. They cannot be interpreted as summary statistics of the population of interest.

s11q01ab__6: 1ab. Has this hh NOT used dung produced by [LIVESTOCK] - past 12 months?

Information	[Type= discrete] [Format=numeric] [Range= 1-2] [Missing=*]		
Statistics [NW/ W]	[Valid=4002 /-] [Invalid=13 /-]		
Value	Label	Cases	Percentage
1	Yes	2470	61.7%
2	No	1532	38.3%
Sysmiss		13	

Warning: these figures indicate the number of cases found in the data file. They cannot be interpreted as summary statistics of the population of interest.

s11q01ab__96: 1ab. Has this hh used dung produced by [LIVESTOCK] for other purposes-past 12 mo

Information	[Type= discrete] [Format=numeric] [Range= 1-2] [Missing=*]		
Statistics [NW/ W]	[Valid=4002 /-] [Invalid=13 /-]		
Value	Label	Cases	Percentage
1	Yes	69	1.7%
2	No	3933	98.3%
Sysmiss		13	

Warning: these figures indicate the number of cases found in the data file. They cannot be interpreted as summary statistics of the population of interest.

s11q01c: 1c. Total value from sales of dung from %rosteritle% in the past 12 months?

Information	[Type= continuous] [Format=numeric] [Range= 30000-1000000] [Missing=*]		
Statistics [NW/ W]	[Valid=11 /-] [Invalid=4004 /-] [Mean=266363.636 /-] [StdDev=296083.526 /-]		

s11q02: 2. Has this hh used its %rosteritle% for own transport - past 12 months?

Information	[Type= discrete] [Format=numeric] [Range= 1-2] [Missing=*]		
Statistics [NW/ W]	[Valid=925 /-] [Invalid=3090 /-]		
Value	Label	Cases	Percentage
1	Yes	35	3.8%
2	No	890	96.2%

File : AGSEC11

s11q02: 2. Has this hh used its %rosteritle% for own transport - past 12 months?

Value	Label	Cases	Percentage
Sysmiss		3090	
Warning: these figures indicate the number of cases found in the data file. They cannot be interpreted as summary statistics of the population of interest.			

s11q03: 3. Has this hh used its %rosteritle% for ploughing its own fiels-past 12 months

Information	[Type= discrete] [Format=numeric] [Range= 1-2] [Missing=*]		
Statistics [NW/ W]	[Valid=925 /-] [Invalid=3090 /-]		
Value	Label	Cases	Percentage
1	Yes	241	26.1%
2	No	684	73.9%
Sysmiss		3090	
Warning: these figures indicate the number of cases found in the data file. They cannot be interpreted as summary statistics of the population of interest.			

s11q04a: 4a. Used its %rosteritle% to provide transport/ploughing to others-past 12 mont

Information	[Type= discrete] [Format=numeric] [Range= 1-2] [Missing=*]		
Statistics [NW/ W]	[Valid=925 /-] [Invalid=3090 /-]		
Value	Label	Cases	Percentage
1	Yes	92	9.9%
2	No	833	90.1%
Sysmiss		3090	
Warning: these figures indicate the number of cases found in the data file. They cannot be interpreted as summary statistics of the population of interest.			

s11q05a: 5a. How much earned from providing draught power for transport/plowing-past 12 m

Information	[Type= continuous] [Format=numeric] [Range= 0-4800000] [Missing=*]		
Statistics [NW/ W]	[Valid=92 /-] [Invalid=3923 /-] [Mean=181695.652 /-] [StdDev=543280.243 /-]		

File : CSEC1A

Final_EA_code: Enumeration Area Unique identifier

Information [Type= discrete] [Format=character] [Missing=*]

Statistics [NW/ W] [Valid=307 /-] [Invalid=0 /-]

Value	Label	Cases	Percentage
101204020501		1	0.3%
102101040201		1	0.3%
102101080210		1	0.3%
102102020513		1	0.3%
102102050406		1	0.3%
102102060108		1	0.3%
102102080506		1	0.3%
102103010916		1	0.3%
102103041252		1	0.3%
102103050203		1	0.3%
102103050439		1	0.3%
102103060631		1	0.3%
102103080303		1	0.3%
102103120844		1	0.3%
102104010236		1	0.3%
102104020103		1	0.3%
102104020313		1	0.3%
102104081332		1	0.3%
102104163014		1	0.3%
102104190357		1	0.3%
102105010613		1	0.3%
102105030701		1	0.3%
102105040650		1	0.3%
102105100433		1	0.3%
102105130528		1	0.3%
102105150507		1	0.3%
103105050501		1	0.3%
103107020109		1	0.3%
104102040606		1	0.3%
104104030820		1	0.3%
104105040311		1	0.3%
104208040401		1	0.3%
105105020108		1	0.3%
106101010605		1	0.3%
106101090206		1	0.3%
106106060103		1	0.3%
107202060102		1	0.3%
107302030503		1	0.3%
107305070203		1	0.3%
107402030203		1	0.3%
107403060301		1	0.3%

File : CSEC1A

Final_EA_code: Enumeration Area Unique identifier

Value	Label	Cases	Percentage
108106030909		1	0.3%
108301010115		1	0.3%
108301050512		1	0.3%
110203060109		1	0.3%
110204010703		1	0.3%
110206030911		1	0.3%
110207040309		1	0.3%
110305010603		1	0.3%
110306010205		1	0.3%
111102010811		1	0.3%
111202040320		1	0.3%
111202061528		1	0.3%
112102030202		1	0.3%
112104021001		1	0.3%
112204030107		1	0.3%
113105040201		1	0.3%
113105050532		1	0.3%
113111020505		1	0.3%
113113020418		1	0.3%
113113060242		1	0.3%
113301010130		1	0.3%
113301050411		1	0.3%
113406060107		1	0.3%
113604010110		1	0.3%
115103020402		1	0.3%
115104030401		1	0.3%
115202070303		1	0.3%
115206030602		1	0.3%
115303040507		1	0.3%
115303050716		1	0.3%
116102050101		1	0.3%
117106050206		1	0.3%
117201050401		1	0.3%
117202080201		1	0.3%
117301041130		1	0.3%
117301041137		1	0.3%
117302030901		1	0.3%
117302060527		1	0.3%
118101041020		1	0.3%
119104030404		1	0.3%
120106010101		1	0.3%
122102060404		1	0.3%
122105020311		1	0.3%

File : CSEC1A

Final_EA_code: Enumeration Area Unique identifier

Value	Label	Cases	Percentage
122106021812		1	0.3%
123110030105		1	0.3%
124101050211		1	0.3%
124101050312		1	0.3%
124103021620		1	0.3%
124104040103		1	0.3%
124107010620		1	0.3%
124108021108		1	0.3%
125105010702		1	0.3%
201203010310		1	0.3%
201206020507		1	0.3%
201210090210		1	0.3%
202205030602		1	0.3%
203202030310		1	0.3%
203202040303		1	0.3%
203301010111		1	0.3%
204101030213		1	0.3%
204102040514		1	0.3%
204203010514		1	0.3%
204301010302		1	0.3%
204301020206		1	0.3%
204301030308		1	0.3%
204302051318		1	0.3%
205101020309		1	0.3%
205101030109		1	0.3%
205107030213		1	0.3%
207104010604		1	0.3%
208102140202		1	0.3%
208107130101		1	0.3%
208202080102		1	0.3%
209201010506		1	0.3%
210306040101		1	0.3%
210306040102		1	0.3%
211105030205		1	0.3%
211106070404		1	0.3%
211107030208		1	0.3%
212104030611		1	0.3%
212105040709		1	0.3%
212202010105		1	0.3%
212305020404		1	0.3%
214101040303		1	0.3%
214101060404		1	0.3%
214102020611		1	0.3%

File : CSEC1A

Final_EA_code: Enumeration Area Unique identifier

Value	Label	Cases	Percentage
214108010504		1	0.3%
214113010305		1	0.3%
214114030515		1	0.3%
215109020818		1	0.3%
215115020203		1	0.3%
215120020808		1	0.3%
216202030604		1	0.3%
218103021305		1	0.3%
218115040101		1	0.3%
219103120104		1	0.3%
219103170202		1	0.3%
221109020302		1	0.3%
221109050505		1	0.3%
222111021102		1	0.3%
223108100606		1	0.3%
223120020410		1	0.3%
223121010401		1	0.3%
223121030202		1	0.3%
223126011515		1	0.3%
223128010204		1	0.3%
223135040509		1	0.3%
224105051111		1	0.3%
225103041522		1	0.3%
225114032604		1	0.3%
226101010214		1	0.3%
226102050810		1	0.3%
226104040305		1	0.3%
226105051005		1	0.3%
228102030405		1	0.3%
229104021009		1	0.3%
230105010304		1	0.3%
230105040506		1	0.3%
230109050511		1	0.3%
232101040606		1	0.3%
232203040502		1	0.3%
302101021503		1	0.3%
302201050803		1	0.3%
302204050508		1	0.3%
302205050202		1	0.3%
302303070505		1	0.3%
303201020510		1	0.3%
303202060606		1	0.3%
303204050605		1	0.3%

File : CSEC1A

Final_EA_code: Enumeration Area Unique identifier

Value	Label	Cases	Percentage
303402040806		1	0.3%
303404010207		1	0.3%
303404030404		1	0.3%
303405070316		1	0.3%
303405071314		1	0.3%
303503041111		1	0.3%
303504020504		1	0.3%
304102010107		1	0.3%
304204020110		1	0.3%
304301040405		1	0.3%
306201010103		1	0.3%
306203010305		1	0.3%
306204010301		1	0.3%
306204020605		1	0.3%
307108020605		1	0.3%
307108030304		1	0.3%
307108030708		1	0.3%
307108030908		1	0.3%
307202030201		1	0.3%
308102060619		1	0.3%
309103050101		1	0.3%
309104050403		1	0.3%
309204060609		1	0.3%
310102021618		1	0.3%
310202030204		1	0.3%
310306030909		1	0.3%
310306040802		1	0.3%
310306041001		1	0.3%
311102010107		1	0.3%
311103020202		1	0.3%
311105051111		1	0.3%
311202010102		1	0.3%
312105020216		1	0.3%
313102050501		1	0.3%
313104010108		1	0.3%
314101030304		1	0.3%
314103040301		1	0.3%
314105010202		1	0.3%
315105030209		1	0.3%
317101010205		1	0.3%
317103020201		1	0.3%
317107051210		1	0.3%
318102020202		1	0.3%

File : CSEC1A

Final_EA_code: Enumeration Area Unique identifier

Value	Label	Cases	Percentage
318103020406		1	0.3%
318112010303		1	0.3%
318114020701		1	0.3%
318116050101		1	0.3%
319105080306		1	0.3%
319107020203		1	0.3%
319203030409		1	0.3%
320102020601		1	0.3%
320102040601		1	0.3%
320108080103		1	0.3%
321103040514		1	0.3%
321105050214		1	0.3%
321106010504		1	0.3%
321107061709		1	0.3%
322108020610		1	0.3%
322111041206		1	0.3%
323104030201		1	0.3%
323106040915		1	0.3%
323108030411		1	0.3%
324101011403		1	0.3%
324104010503		1	0.3%
325101020514		1	0.3%
325103060113		1	0.3%
325103060210		1	0.3%
325107010301		1	0.3%
327103030510		1	0.3%
327106020513		1	0.3%
329106020616		1	0.3%
330107010101		1	0.3%
330110010403		1	0.3%
402208050714		1	0.3%
402210030714		1	0.3%
403101020501		1	0.3%
403105050205		1	0.3%
403201020515		1	0.3%
403301030215		1	0.3%
404102030405		1	0.3%
404207040904		1	0.3%
404403030304		1	0.3%
405104020509		1	0.3%
405203030403		1	0.3%
405211011114		1	0.3%
405301040904		1	0.3%

File : CSEC1A

Final_EA_code: Enumeration Area Unique identifier

Value	Label	Cases	Percentage
405302030405		1	0.3%
406108040102		1	0.3%
406201020310		1	0.3%
406210060603		1	0.3%
406212010207		1	0.3%
406303070608		1	0.3%
407106021906		1	0.3%
408102011215		1	0.3%
408112020621		1	0.3%
408113040517		1	0.3%
409101040104		1	0.3%
409203050902		1	0.3%
409301030405		1	0.3%
410101040507		1	0.3%
410201010654		1	0.3%
410201010733		1	0.3%
410303060103		1	0.3%
411203020101		1	0.3%
411302020404		1	0.3%
411402020404		1	0.3%
411403030809		1	0.3%
412103070506		1	0.3%
412201070408		1	0.3%
412203040507		1	0.3%
414116010603		1	0.3%
415105020404		1	0.3%
415106081213		1	0.3%
415110040403		1	0.3%
415114070301		1	0.3%
415115040706		1	0.3%
417102010602		1	0.3%
417103010710		1	0.3%
417107030404		1	0.3%
417109040205		1	0.3%
417201010905		1	0.3%
417202010210		1	0.3%
418104030103		1	0.3%
418201020305		1	0.3%
418202010203		1	0.3%
418209070214		1	0.3%
419204020202		1	0.3%
420107040304		1	0.3%
420108030901		1	0.3%

File : CSEC1A

Final_EA_code: Enumeration Area Unique identifier

Value	Label	Cases	Percentage
422102010506		1	0.3%
422107010808		1	0.3%
423110010602		1	0.3%
424105020201		1	0.3%
426202040101		1	0.3%
427202040214		1	0.3%
428111030515		1	0.3%
432205040203		1	0.3%

Warning: these figures indicate the number of cases found in the data file. They cannot be interpreted as summary statistics of the population of interest.

interview__id: Unique 32-character long identifier of the interview

Information	[Type= discrete] [Format=character] [Missing=*]
Statistics [NW/ W]	[Valid=307 /-] [Invalid=0 /-]

Value	Label	Cases	Percentage
05a0fe0e9f714c0t		1	0.3%
05f078de3c20400		1	0.3%
07ae8f7297234ae		1	0.3%
0878b9ca320646c		1	0.3%
098b64d5f62d444		1	0.3%
09bfa283100c462		1	0.3%
0aee3535b7234e0		1	0.3%
0b08b47250b441c		1	0.3%
0c7be6801de643e		1	0.3%
0d07cf9a197b4ea		1	0.3%
0d35d167e05a48c		1	0.3%
0e0a6e4e61be4e8		1	0.3%
0f26d7f7b06f4b9		1	0.3%
103ae2d40d654ba		1	0.3%
104d7f9eb5cc429		1	0.3%
1058921f8e3e471		1	0.3%
10e47f214cb7482		1	0.3%
1124288a21f7429		1	0.3%
11324295e37b4bc		1	0.3%
120745e30ae2426		1	0.3%
14b0a6db23fb42a		1	0.3%
14c013df40e448d		1	0.3%
1559b44962074f1		1	0.3%
15d825f70832453		1	0.3%
15daaf897d21429		1	0.3%
165176d72b6e412		1	0.3%
179be7cbf9884e0		1	0.3%
17ad285d62d7495		1	0.3%
18cad48cbad4438		1	0.3%
19e17412e1bb43c		1	0.3%

File : CSEC1A

interview__id: Unique 32-character long identifier of the interview

Value	Label	Cases	Percentage
1a7113db20214df		1	0.3%
1abf78b9247749b		1	0.3%
1b8cc2c21714481		1	0.3%
1d1c39bd455d40e		1	0.3%
1eb5ffb1eeb14468		1	0.3%
1f82d12a97c5472		1	0.3%
1f9751e8115d473		1	0.3%
20b3dc70a2ef47ff		1	0.3%
22079ff2853f489c		1	0.3%
22305ac5a3e1460		1	0.3%
2298e1b9396042c		1	0.3%
23f6bb268b504e5		1	0.3%
24dff56428de471e		1	0.3%
2687e3cb2fe0474		1	0.3%
26be7462ce5e43d		1	0.3%
26eef9075b7349a		1	0.3%
26f0c6653b8b4c1		1	0.3%
293ecee7a80a482		1	0.3%
29cc9b2639524c4		1	0.3%
2b8544e9cb7347f		1	0.3%
2bc65237da7d4f7		1	0.3%
2bea2c4985dd4f4		1	0.3%
2c2b89bb4ed2475		1	0.3%
2c4950efbc4f485c		1	0.3%
2c5000cc7fa54dbb		1	0.3%
2c7dff734efc4ccb		1	0.3%
2c8f787219df44a8		1	0.3%
2d21136097a4458		1	0.3%
2f0258e282264dd		1	0.3%
2f3dadda9c4d49b		1	0.3%
303f41c72565478		1	0.3%
30b9d5e1f9fe43dc		1	0.3%
30fa92d582c34ff8		1	0.3%
312a435313e240e		1	0.3%
31a3f66b5452449		1	0.3%
32bb43e6ccef4255		1	0.3%
333db34cb097445		1	0.3%
34533291de9b4e3		1	0.3%
349edf6fc6cb49dc		1	0.3%
34efbcd896549f7		1	0.3%
362ff1525f0b427c		1	0.3%
369a2e686b0641f		1	0.3%
37c7d386630e44f		1	0.3%

File : CSEC1A

interview__id: Unique 32-character long identifier of the interview

Value	Label	Cases	Percentage
391f45ad2d3548e		1	0.3%
39627200a32c462		1	0.3%
39e38a8716404f4		1	0.3%
3a542ba2ee9a46d		1	0.3%
3ac09195350c451		1	0.3%
3b3c7af2481243f		1	0.3%
3ce08aeb981a41a		1	0.3%
3cf0a1fa46ae4682		1	0.3%
3d61703566614f4		1	0.3%
3f41cdc7f4484a90		1	0.3%
40927a9f8da44e0		1	0.3%
41d507da42f24fa		1	0.3%
44c8e8b546fa4e9		1	0.3%
4582b29c263744c		1	0.3%
45e2495043be477		1	0.3%
468987393fd4448		1	0.3%
46bc8364e56f4e2		1	0.3%
481f3d44d4074b5		1	0.3%
49123f99dd9b486		1	0.3%
4936d20fd0be487		1	0.3%
49d2684cbd464ee		1	0.3%
4af38353df164c5		1	0.3%
4b07af9a7bac483		1	0.3%
4b14fdfdc4154af5		1	0.3%
4dd40973252a4df		1	0.3%
4e6fd738620241a		1	0.3%
50a0e9476f3f494		1	0.3%
51986b54676d4e3		1	0.3%
527a88628b1c424		1	0.3%
5300060198c04c3		1	0.3%
53fa8063d7db498		1	0.3%
54d04063673a4a7		1	0.3%
559f5482d2fa4c7		1	0.3%
55b84b9565e6420		1	0.3%
56225232b30346		1	0.3%
57061e3264f8499		1	0.3%
58cf916082f84b1		1	0.3%
58d95fc30734424		1	0.3%
59accfcd4d542a2		1	0.3%
5a30e64718014fc		1	0.3%
5b2bb8ba8da5434		1	0.3%
5b3c6ba74736462		1	0.3%
5c104965b505425		1	0.3%

File : CSEC1A

interview__id: Unique 32-character long identifier of the interview

Value	Label	Cases	Percentage
5c166c1642f340b		1	0.3%
5ed8795ec990433		1	0.3%
5f625ed846014f1		1	0.3%
5f9671150b6c4d8		1	0.3%
5f9c80627104486		1	0.3%
5fd0f31f330a49a7		1	0.3%
608bfd2bd5f8412		1	0.3%
61dc08d3c51a46b		1	0.3%
61e4b68c15e0457		1	0.3%
62af21468f5b4edl		1	0.3%
62f01c4bc6cf48c7		1	0.3%
63ef3bf75fef4be6		1	0.3%
645e8f52e0284da		1	0.3%
652892d80eef4dc		1	0.3%
6576b15a95a0431		1	0.3%
6596c2921b4f49f		1	0.3%
65e342045671412		1	0.3%
663e019dae8f42e		1	0.3%
664e98a3af9c465		1	0.3%
67ac1b9b59384c0		1	0.3%
67d77e0fbf754e2		1	0.3%
68984e8f107b4fc1		1	0.3%
68b87f690c5e4d4		1	0.3%
69fdbce170a3499		1	0.3%
6aac54099d5446c		1	0.3%
6be18dc7379a4d8		1	0.3%
6cb2e1bf1182402		1	0.3%
6d561d7e1bb34b0		1	0.3%
6d6546ea45a24cc		1	0.3%
6e7a08685b68404		1	0.3%
6ec8cecb648e4b6		1	0.3%
6fb3d5bdc87496		1	0.3%
712dd05dfdf54bc		1	0.3%
73b6584e55df47e		1	0.3%
73edb914e5ec4a6		1	0.3%
74879a94288749c		1	0.3%
75df2b5c7d6b492		1	0.3%
76a347dba3c945d		1	0.3%
77b63a2a3a5846c		1	0.3%
78b1f1144ce740d		1	0.3%
7934cfadf18a4020		1	0.3%
7a92a755edec4d6		1	0.3%
7af284e10f40460		1	0.3%

File : CSEC1A

interview__id: Unique 32-character long identifier of the interview

Value	Label	Cases	Percentage
7b71511069ca41c		1	0.3%
7b91ac7196d446f		1	0.3%
7ceaac984dc4433		1	0.3%
7f25311583624b7		1	0.3%
80c5e48699bc48b		1	0.3%
81def38cfed24edc		1	0.3%
81f2300746cc4b0		1	0.3%
824efbe20846431		1	0.3%
825a4d9c10674fb		1	0.3%
82e2ee46332f4f5c		1	0.3%
865a0a2dd0d442a		1	0.3%
87d1a29404f2409		1	0.3%
8b2193d437e6485		1	0.3%
8c60b24c5d69455		1	0.3%
8da56015c708420		1	0.3%
8ed0e75643204d2		1	0.3%
8f69cfcd9bea4a2a		1	0.3%
909b86e277fe480		1	0.3%
91e89e7118c041f		1	0.3%
92722375ee7a482		1	0.3%
93268921598f4e9		1	0.3%
942d21651db145e		1	0.3%
94a28a335ad8409		1	0.3%
94ae3c15a2df4270		1	0.3%
94d6a92de2aa418		1	0.3%
94e8fb8cab7846d		1	0.3%
977cf8b59c214cd		1	0.3%
9836e079cdd949e		1	0.3%
987cf3a3f3f04a53		1	0.3%
989fa310b635456		1	0.3%
98c92ebc81274b4		1	0.3%
98ff8b8f6835485f		1	0.3%
991ea35afb8c4a5b		1	0.3%
9ae38f33171f4fb8		1	0.3%
9b29a92d6753467		1	0.3%
9c42c15316c0441		1	0.3%
9c877a6abcc44e2		1	0.3%
9ecbe56df9f249d3		1	0.3%
9ef24898f0e04e6f		1	0.3%
a03a17e845b8444		1	0.3%
a0525377534b48f		1	0.3%
a221543631f5448		1	0.3%
a29bda3a56964ba		1	0.3%

File : CSEC1A

interview__id: Unique 32-character long identifier of the interview

Value	Label	Cases	Percentage
a3908ba3b92f4fe1		1	0.3%
a4729f20438e493		1	0.3%
a5e08a9b2416439		1	0.3%
a93651e6ad8d4de		1	0.3%
a9b092b3952f4ec		1	0.3%
aeefbdde40724ba		1	0.3%
b00970f7c1fd483		1	0.3%
b0b5ef4a81ee422		1	0.3%
b0cd107e76604c5		1	0.3%
b105a36a56b84f6		1	0.3%
b136b27d911942		1	0.3%
b137ae14a69249f		1	0.3%
b2e36352f5d9409		1	0.3%
b330812745fa4e7		1	0.3%
b341d8d4669945		1	0.3%
b4251f797f5f478		1	0.3%
b562c88957c5417		1	0.3%
b59699570a7a45a		1	0.3%
b60db776f7044c0		1	0.3%
b6beade8c2fb4ba		1	0.3%
b6c120c8e36f4d4		1	0.3%
b71b6b7c544e41f		1	0.3%
b92db033a86e4ab		1	0.3%
bad2132fae8a424		1	0.3%
bb6db2bb7e894ee		1	0.3%
bb91dac00ca941a		1	0.3%
bbb3f63e02a24e3		1	0.3%
bbd5aebfc1a54cfe		1	0.3%
bcc6e03bb2a5433		1	0.3%
bcf4623a365e435		1	0.3%
bfade52afbbe499		1	0.3%
bfc868c5c591428		1	0.3%
c015bae305344f9		1	0.3%
c14a86da4ace406		1	0.3%
c1a22955cf934b9		1	0.3%
c208d41946924e2		1	0.3%
c2a083238ac94fc		1	0.3%
c3356144806643		1	0.3%
c40d2554992447		1	0.3%
c5a985e708a7459		1	0.3%
c7bcab112852484		1	0.3%
c997c4379310457		1	0.3%
c9f3e3b01148416		1	0.3%

File : CSEC1A

interview__id: Unique 32-character long identifier of the interview

Value	Label	Cases	Percentage
ca4736d2f7a74a89		1	0.3%
caa6f80f888744d0		1	0.3%
cbe3a418c67c437		1	0.3%
cc8047dc8a484aa		1	0.3%
cd1474d77fac421		1	0.3%
ce05dd69d60e43e		1	0.3%
ce31748c847d40a		1	0.3%
cedfce2c57e641d1		1	0.3%
d091d72bf34743f		1	0.3%
d4b645c8dabe4a1		1	0.3%
d4e9ef0dc2b74bf2		1	0.3%
d56d66a6c7584c2		1	0.3%
d63a27ac1a6d4af3		1	0.3%
d63ba4eb8a1c4a0		1	0.3%
d6aa486f005240b		1	0.3%
d7b1236aabb94f6		1	0.3%
d7df893335d04af		1	0.3%
d84f5f9e3a694d3c		1	0.3%
d8e480e0083545f		1	0.3%
d983e831143f41a		1	0.3%
da5e5ab5a00e480		1	0.3%
da7a73e6a465427		1	0.3%
db979bdcd2e148f		1	0.3%
dc1776a9a0e14f4		1	0.3%
dda5335ce205431		1	0.3%
df04ee2c0e3a4107		1	0.3%
dfbc222d6117426		1	0.3%
e106494d0ae84f2		1	0.3%
e23a30e088d1453		1	0.3%
e24222c61b9f456		1	0.3%
e282714b05cb42t		1	0.3%
e3166e34b04d473		1	0.3%
e4d52a1c0a1148d		1	0.3%
e4ddc650064a4c0		1	0.3%
e614b8ae67d44c8		1	0.3%
e61b5559a1b4404		1	0.3%
e6d0819875ec42e		1	0.3%
e77d4f6292d2475		1	0.3%
e86a2ea031ca4f9c		1	0.3%
e8b86f9566254e7		1	0.3%
e90883e23667495		1	0.3%
e9acfec9f50e43a8		1	0.3%
e9e027640d2a450		1	0.3%

File : CSEC1A

interview__id: Unique 32-character long identifier of the interview

Value	Label	Cases	Percentage
e9ee6e0d15b54db		1	<div></div> 0.3%
eb8f3695097d4ec		1	<div></div> 0.3%
ebb0b322a786451		1	<div></div> 0.3%
ed628650c92d451		1	<div></div> 0.3%
ee245be814ce483		1	<div></div> 0.3%
ef0a2c1050d9446		1	<div></div> 0.3%
f11ff6935d374a37		1	<div></div> 0.3%
f2753e0a1ee1407f		1	<div></div> 0.3%
f310f9362b1e429f		1	<div></div> 0.3%
f4f37a3e35c44dc2		1	<div></div> 0.3%
f7c8666f68b2434f		1	<div></div> 0.3%
fa6d43e574104db		1	<div></div> 0.3%
fad0449bb4f0427f		1	<div></div> 0.3%
fbdb75a9b0ab4f6f		1	<div></div> 0.3%
fc8c4458e87f4d7f		1	<div></div> 0.3%
fd96d6f934ab457f		1	<div></div> 0.3%
fe36e5eff69c4cb2		1	<div></div> 0.3%
ff38ebd77e0b421f		1	<div></div> 0.3%
ffc83c8361694f8c		1	<div></div> 0.3%

Warning: these figures indicate the number of cases found in the data file. They cannot be interpreted as summary statistics of the population of interest.

s1aq01b:District Code

Information	[Type= discrete] [Format=character] [Missing=*]
Statistics [NW/ W]	[Valid=307 /-] [Invalid=0 /-]

Value	Label	Cases	Percentage
101		1	<div></div> 0.3%
102		25	<div></div> 8.1%
103		2	<div></div> 0.7%
104		4	<div></div> 1.3%
105		1	<div></div> 0.3%
106		3	<div></div> 1.0%
107		5	<div></div> 1.6%
108		3	<div></div> 1.0%
110		6	<div></div> 2.0%
111		3	<div></div> 1.0%
112		3	<div></div> 1.0%
113		9	<div></div> 2.9%
115		6	<div></div> 2.0%
116		1	<div></div> 0.3%
117		7	<div></div> 2.3%
118		1	<div></div> 0.3%
119		1	<div></div> 0.3%
120		1	<div></div> 0.3%
122		3	<div></div> 1.0%

File : CSEC1A

s1aq01b:District Code

Value	Label	Cases	Percentage
123		1	0.3%
124		6	2.0%
125		1	0.3%
201		3	1.0%
202		1	0.3%
203		3	1.0%
204		7	2.3%
205		3	1.0%
207		1	0.3%
208		3	1.0%
209		1	0.3%
210		2	0.7%
211		3	1.0%
212		4	1.3%
214		6	2.0%
215		3	1.0%
216		1	0.3%
218		2	0.7%
219		2	0.7%
221		2	0.7%
222		1	0.3%
223		7	2.3%
224		1	0.3%
225		2	0.7%
226		4	1.3%
228		1	0.3%
229		1	0.3%
230		3	1.0%
232		2	0.7%
302		5	1.6%
303		10	3.3%
304		3	1.0%
306		4	1.3%
307		5	1.6%
308		1	0.3%
309		3	1.0%
310		5	1.6%
311		4	1.3%
312		1	0.3%
313		2	0.7%
314		3	1.0%
315		1	0.3%
317		3	1.0%

File : CSEC1A

s1aq01b:District Code

Value	Label	Cases	Percentage
318		5	<div></div> 1.6%
319		3	<div></div> 1.0%
320		3	<div></div> 1.0%
321		4	<div></div> 1.3%
322		2	<div></div> 0.7%
323		3	<div></div> 1.0%
324		2	<div></div> 0.7%
325		4	<div></div> 1.3%
327		2	<div></div> 0.7%
329		1	<div></div> 0.3%
330		2	<div></div> 0.7%
402		2	<div></div> 0.7%
403		4	<div></div> 1.3%
404		3	<div></div> 1.0%
405		5	<div></div> 1.6%
406		5	<div></div> 1.6%
407		1	<div></div> 0.3%
408		3	<div></div> 1.0%
409		3	<div></div> 1.0%
410		4	<div></div> 1.3%
411		4	<div></div> 1.3%
412		3	<div></div> 1.0%
414		1	<div></div> 0.3%
415		5	<div></div> 1.6%
417		6	<div></div> 2.0%
418		4	<div></div> 1.3%
419		1	<div></div> 0.3%
420		2	<div></div> 0.7%
422		2	<div></div> 0.7%
423		1	<div></div> 0.3%
424		1	<div></div> 0.3%
426		1	<div></div> 0.3%
427		1	<div></div> 0.3%
428		1	<div></div> 0.3%
432		1	<div></div> 0.3%

Warning: these figures indicate the number of cases found in the data file. They cannot be interpreted as summary statistics of the population of interest.

s1aq02b:County/Municipality Code

Information	[Type= discrete] [Format=character] [Missing=*]		
Statistics [NW/ W]	[Valid=307 /-] [Invalid=0 /-]		
Value	Label	Cases	Percentage
1		193	<div></div> 62.9%
2		66	<div></div> 21.5%
3		34	<div></div> 11.1%

File : CSEC1A

s1aq02b:County/Municipality Code

Value	Label	Cases	Percentage
4		11	3.6%
5		2	0.7%
6		1	0.3%

Warning: these figures indicate the number of cases found in the data file. They cannot be interpreted as summary statistics of the population of interest.

s1aq03b:Sub-County/Division/Town Council Code

Information	[Type= discrete] [Format=character] [Missing=*]
Statistics [NW/ W]	[Valid=307 /-] [Invalid=0 /-]

Value	Label	Cases	Percentage
1		48	15.6%
10		7	2.3%
11		5	1.6%
12		3	1.0%
13		4	1.3%
14		4	1.3%
15		3	1.0%
16		2	0.7%
2		53	17.3%
20		2	0.7%
21		2	0.7%
26		1	0.3%
28		1	0.3%
3		43	14.0%
35		1	0.3%
4		35	11.4%
5		36	11.7%
6		22	7.2%
7		15	4.9%
8		14	4.6%
9		6	2.0%

Warning: these figures indicate the number of cases found in the data file. They cannot be interpreted as summary statistics of the population of interest.

s1aq04b:Parish/Ward Code

Information	[Type= discrete] [Format=character] [Missing=*]
Statistics [NW/ W]	[Valid=307 /-] [Invalid=0 /-]

Value	Label	Cases	Percentage
1		59	19.2%
10		2	0.7%
12		2	0.7%
13		2	0.7%
14		1	0.3%
15		1	0.3%
16		1	0.3%
17		1	0.3%

File : CSEC1A

s1aq04b:Parish/Ward Code

Value	Label	Cases	Percentage
19		1	0.3%
2		59	19.2%
3		52	16.9%
4		51	16.6%
5		33	10.7%
6		20	6.5%
7		11	3.6%
8		9	2.9%
9		2	0.7%

Warning: these figures indicate the number of cases found in the data file. They cannot be interpreted as summary statistics of the population of interest.

Batch: Batch Sequence Number

Information	[Type= continuous] [Format=numeric] [Range= 1-1161] [Missing=*]
Statistics [NW/ W]	[Valid=306 /-] [Invalid=1 /-] [Mean=523.65 /-] [StdDev=315.972 /-]

File : CSEC2

Final_EA_code: Enumeration Area Unique identifier

Information [Type= discrete] [Format=character] [Missing=*]

Statistics [NW/ W] [Valid=10131 /-] [Invalid=0 /-]

Value	Label	Cases	Percentage
101204020501		33	0.3%
102101040201		33	0.3%
102101080210		33	0.3%
102102020513		33	0.3%
102102050406		33	0.3%
102102060108		33	0.3%
102102080506		33	0.3%
102103010916		33	0.3%
102103041252		33	0.3%
102103050203		33	0.3%
102103050439		33	0.3%
102103060631		33	0.3%
102103080303		33	0.3%
102103120844		33	0.3%
102104010236		33	0.3%
102104020103		33	0.3%
102104020313		33	0.3%
102104081332		33	0.3%
102104163014		33	0.3%
102104190357		33	0.3%
102105010613		33	0.3%
102105030701		33	0.3%
102105040650		33	0.3%
102105100433		33	0.3%
102105130528		33	0.3%
102105150507		33	0.3%
103105050501		33	0.3%
103107020109		33	0.3%
104102040606		33	0.3%
104104030820		33	0.3%
104105040311		33	0.3%
104208040401		33	0.3%
105105020108		33	0.3%
106101010605		33	0.3%
106101090206		33	0.3%
106106060103		33	0.3%
107202060102		33	0.3%
107302030503		33	0.3%
107305070203		33	0.3%
107402030203		33	0.3%
107403060301		33	0.3%

File : CSEC2

Final_EA_code: Enumeration Area Unique identifier

Value	Label	Cases	Percentage	
108106030909		33		0.3%
108301010115		33		0.3%
108301050512		33		0.3%
110203060109		33		0.3%
110204010703		33		0.3%
110206030911		33		0.3%
110207040309		33		0.3%
110305010603		33		0.3%
110306010205		33		0.3%
111102010811		33		0.3%
111202040320		33		0.3%
111202061528		33		0.3%
112102030202		33		0.3%
112104021001		33		0.3%
112204030107		33		0.3%
113105040201		33		0.3%
113105050532		33		0.3%
113111020505		33		0.3%
113113020418		33		0.3%
113113060242		33		0.3%
113301010130		33		0.3%
113301050411		33		0.3%
113406060107		33		0.3%
113604010110		33		0.3%
115103020402		33		0.3%
115104030401		33		0.3%
115202070303		33		0.3%
115206030602		33		0.3%
115303040507		33		0.3%
115303050716		33		0.3%
116102050101		33		0.3%
117106050206		33		0.3%
117201050401		33		0.3%
117202080201		33		0.3%
117301041130		33		0.3%
117301041137		33		0.3%
117302030901		33		0.3%
117302060527		33		0.3%
118101041020		33		0.3%
119104030404		33		0.3%
120106010101		33		0.3%
122102060404		33		0.3%
122105020311		33		0.3%

File : CSEC2

Final_EA_code: Enumeration Area Unique identifier

Value	Label	Cases	Percentage	
122106021812		33		0.3%
123110030105		33		0.3%
124101050211		33		0.3%
124101050312		33		0.3%
124103021620		33		0.3%
124104040103		33		0.3%
124107010620		33		0.3%
124108021108		33		0.3%
125105010702		33		0.3%
201203010310		33		0.3%
201206020507		33		0.3%
201210090210		33		0.3%
202205030602		33		0.3%
203202030310		33		0.3%
203202040303		33		0.3%
203301010111		33		0.3%
204101030213		33		0.3%
204102040514		33		0.3%
204203010514		33		0.3%
204301010302		33		0.3%
204301020206		33		0.3%
204301030308		33		0.3%
204302051318		33		0.3%
205101020309		33		0.3%
205101030109		33		0.3%
205107030213		33		0.3%
207104010604		33		0.3%
208102140202		33		0.3%
208107130101		33		0.3%
208202080102		33		0.3%
209201010506		33		0.3%
210306040101		33		0.3%
210306040102		33		0.3%
211105030205		33		0.3%
211106070404		33		0.3%
211107030208		33		0.3%
212104030611		33		0.3%
212105040709		33		0.3%
212202010105		33		0.3%
212305020404		33		0.3%
214101040303		33		0.3%
214101060404		33		0.3%
214102020611		33		0.3%

File : CSEC2

Final_EA_code: Enumeration Area Unique identifier

Value	Label	Cases	Percentage
214108010504		33	0.3%
214113010305		33	0.3%
214114030515		33	0.3%
215109020818		33	0.3%
215115020203		33	0.3%
215120020808		33	0.3%
216202030604		33	0.3%
218103021305		33	0.3%
218115040101		33	0.3%
219103120104		33	0.3%
219103170202		33	0.3%
221109020302		33	0.3%
221109050505		33	0.3%
222111021102		33	0.3%
223108100606		33	0.3%
223120020410		33	0.3%
223121010401		33	0.3%
223121030202		33	0.3%
223126011515		33	0.3%
223128010204		33	0.3%
223135040509		33	0.3%
224105051111		33	0.3%
225103041522		33	0.3%
225114032604		33	0.3%
226101010214		33	0.3%
226102050810		33	0.3%
226104040305		33	0.3%
226105051005		33	0.3%
228102030405		33	0.3%
229104021009		33	0.3%
230105010304		33	0.3%
230105040506		33	0.3%
230109050511		33	0.3%
232101040606		33	0.3%
232203040502		33	0.3%
302101021503		33	0.3%
302201050803		33	0.3%
302204050508		33	0.3%
302205050202		33	0.3%
302303070505		33	0.3%
303201020510		33	0.3%
303202060606		33	0.3%
303204050605		33	0.3%

File : CSEC2

Final_EA_code: Enumeration Area Unique identifier

Value	Label	Cases	Percentage
303402040806		33	0.3%
303404010207		33	0.3%
303404030404		33	0.3%
303405070316		33	0.3%
303405071314		33	0.3%
303503041111		33	0.3%
303504020504		33	0.3%
304102010107		33	0.3%
304204020110		33	0.3%
304301040405		33	0.3%
306201010103		33	0.3%
306203010305		33	0.3%
306204010301		33	0.3%
306204020605		33	0.3%
307108020605		33	0.3%
307108030304		33	0.3%
307108030708		33	0.3%
307108030908		33	0.3%
307202030201		33	0.3%
308102060619		33	0.3%
309103050101		33	0.3%
309104050403		33	0.3%
309204060609		33	0.3%
310102021618		33	0.3%
310202030204		33	0.3%
310306030909		33	0.3%
310306040802		33	0.3%
310306041001		33	0.3%
311102010107		33	0.3%
311103020202		33	0.3%
311105051111		33	0.3%
311202010102		33	0.3%
312105020216		33	0.3%
313102050501		33	0.3%
313104010108		33	0.3%
314101030304		33	0.3%
314103040301		33	0.3%
314105010202		33	0.3%
315105030209		33	0.3%
317101010205		33	0.3%
317103020201		33	0.3%
317107051210		33	0.3%
318102020202		33	0.3%

File : CSEC2

Final_EA_code: Enumeration Area Unique identifier

Value	Label	Cases	Percentage
318103020406		33	0.3%
318112010303		33	0.3%
318114020701		33	0.3%
318116050101		33	0.3%
319105080306		33	0.3%
319107020203		33	0.3%
319203030409		33	0.3%
320102020601		33	0.3%
320102040601		33	0.3%
320108080103		33	0.3%
321103040514		33	0.3%
321105050214		33	0.3%
321106010504		33	0.3%
321107061709		33	0.3%
322108020610		33	0.3%
322111041206		33	0.3%
323104030201		33	0.3%
323106040915		33	0.3%
323108030411		33	0.3%
324101011403		33	0.3%
324104010503		33	0.3%
325101020514		33	0.3%
325103060113		33	0.3%
325103060210		33	0.3%
325107010301		33	0.3%
327103030510		33	0.3%
327106020513		33	0.3%
329106020616		33	0.3%
330107010101		33	0.3%
330110010403		33	0.3%
402208050714		33	0.3%
402210030714		33	0.3%
403101020501		33	0.3%
403105050205		33	0.3%
403201020515		33	0.3%
403301030215		33	0.3%
404102030405		33	0.3%
404207040904		33	0.3%
404403030304		33	0.3%
405104020509		33	0.3%
405203030403		33	0.3%
405211011114		33	0.3%
405301040904		33	0.3%

File : CSEC2

Final_EA_code: Enumeration Area Unique identifier

Value	Label	Cases	Percentage
405302030405		33	0.3%
406108040102		33	0.3%
406201020310		33	0.3%
406210060603		33	0.3%
406212010207		33	0.3%
406303070608		33	0.3%
407106021906		33	0.3%
408102011215		33	0.3%
408112020621		33	0.3%
408113040517		33	0.3%
409101040104		33	0.3%
409203050902		33	0.3%
409301030405		33	0.3%
410101040507		33	0.3%
410201010654		33	0.3%
410201010733		33	0.3%
410303060103		33	0.3%
411203020101		33	0.3%
411302020404		33	0.3%
411402020404		33	0.3%
411403030809		33	0.3%
412103070506		33	0.3%
412201070408		33	0.3%
412203040507		33	0.3%
414116010603		33	0.3%
415105020404		33	0.3%
415106081213		33	0.3%
415110040403		33	0.3%
415114070301		33	0.3%
415115040706		33	0.3%
417102010602		33	0.3%
417103010710		33	0.3%
417107030404		33	0.3%
417109040205		33	0.3%
417201010905		33	0.3%
417202010210		33	0.3%
418104030103		33	0.3%
418201020305		33	0.3%
418202010203		33	0.3%
418209070214		33	0.3%
419204020202		33	0.3%
420107040304		33	0.3%
420108030901		33	0.3%

File : CSEC2

Final_EA_code: Enumeration Area Unique identifier

Value	Label	Cases	Percentage
422102010506		33	0.3%
422107010808		33	0.3%
423110010602		33	0.3%
424105020201		33	0.3%
426202040101		33	0.3%
427202040214		33	0.3%
428111030515		33	0.3%
432205040203		33	0.3%

Warning: these figures indicate the number of cases found in the data file. They cannot be interpreted as summary statistics of the population of interest.

interview__id: Unique 32-character long identifier of the interview

Information	[Type= discrete] [Format=character] [Missing=*]
Statistics [NW/ W]	[Valid=10131 /-] [Invalid=0 /-]

Value	Label	Cases	Percentage
05a0fe0e9f714c0t		33	0.3%
05f078de3c20400		33	0.3%
07ae8f7297234ae		33	0.3%
0878b9ca320646c		33	0.3%
098b64d5f62d444		33	0.3%
09bfa283100c462		33	0.3%
0aee3535b7234e0		33	0.3%
0b08b47250b441c		33	0.3%
0c7be6801de643e		33	0.3%
0d07cf9a197b4ea		33	0.3%
0d35d167e05a48c		33	0.3%
0e0a6e4e61be4e8		33	0.3%
0f26d7f7b06f4b9		33	0.3%
103ae2d40d654ba		33	0.3%
104d7f9eb5cc429		33	0.3%
1058921f8e3e471		33	0.3%
10e47f214cb7482		33	0.3%
1124288a21f7429		33	0.3%
11324295e37b4bc		33	0.3%
120745e30ae2426		33	0.3%
14b0a6db23fb42a		33	0.3%
14c013df40e448d		33	0.3%
1559b44962074f1		33	0.3%
15d825f70832453		33	0.3%
15daaf897d21429		33	0.3%
165176d72b6e412		33	0.3%
179be7cbf9884e0		33	0.3%
17ad285d62d7495		33	0.3%
18cad48cbad4438		33	0.3%
19e17412e1bb43c		33	0.3%

File : CSEC2

interview__id: Unique 32-character long identifier of the interview

Value	Label	Cases	Percentage
1a7113db20214df		33	0.3%
1abf78b9247749b		33	0.3%
1b8cc2c21714481		33	0.3%
1d1c39bd455d40e		33	0.3%
1eb5ffb1eeb14468		33	0.3%
1f82d12a97c5472		33	0.3%
1f9751e8115d473		33	0.3%
20b3dc70a2ef47ff		33	0.3%
22079ff2853f489c		33	0.3%
22305ac5a3e1460		33	0.3%
2298e1b9396042c		33	0.3%
23f6bb268b504e5		33	0.3%
24dff56428de471e		33	0.3%
2687e3cb2fe0474		33	0.3%
26be7462ce5e43d		33	0.3%
26eef9075b7349a		33	0.3%
26f0c6653b8b4c1		33	0.3%
293ecee7a80a482		33	0.3%
29cc9b2639524c4		33	0.3%
2b8544e9cb7347f		33	0.3%
2bc65237da7d4f7		33	0.3%
2bea2c4985dd4f4		33	0.3%
2c2b89bb4ed2475		33	0.3%
2c4950efbc4f485c		33	0.3%
2c5000cc7fa54dbb		33	0.3%
2c7dff734efc4ccb		33	0.3%
2c8f787219df44a		33	0.3%
2d21136097a4458		33	0.3%
2f0258e282264dd		33	0.3%
2f3dadda9c4d49b		33	0.3%
303f41c72565478		33	0.3%
30b9d5e1f9fe43d		33	0.3%
30fa92d582c34ff		33	0.3%
312a435313e240e		33	0.3%
31a3f66b5452449		33	0.3%
32bb43e6ccef425		33	0.3%
333db34cb097445		33	0.3%
34533291de9b4e3		33	0.3%
349edf6fc6cb49d		33	0.3%
34efbcd896549f7		33	0.3%
362ff1525f0b427c		33	0.3%
369a2e686b0641f		33	0.3%
37c7d386630e44f		33	0.3%

File : CSEC2

interview__id: Unique 32-character long identifier of the interview

Value	Label	Cases	Percentage
391f45ad2d3548e		33	0.3%
39627200a32c462		33	0.3%
39e38a8716404f4		33	0.3%
3a542ba2ee9a46d		33	0.3%
3ac09195350c451		33	0.3%
3b3c7af2481243f		33	0.3%
3ce08aeb981a41a		33	0.3%
3cf0a1fa46ae4682		33	0.3%
3d61703566614f4		33	0.3%
3f41cdc7f4484a90		33	0.3%
40927a9f8da44e0		33	0.3%
41d507da42f24fa		33	0.3%
44c8e8b546fa4e9		33	0.3%
4582b29c263744c		33	0.3%
45e2495043be477		33	0.3%
468987393fd4448		33	0.3%
46bc8364e56f4e2		33	0.3%
481f3d44d4074b5		33	0.3%
49123f99dd9b486		33	0.3%
4936d20fd0be487		33	0.3%
49d2684cbd464ee		33	0.3%
4af38353df164c5		33	0.3%
4b07af9a7bac483		33	0.3%
4b14fdfdc4154af5		33	0.3%
4dd40973252a4df		33	0.3%
4e6fd738620241a		33	0.3%
50a0e9476f3f494		33	0.3%
51986b54676d4e3		33	0.3%
527a88628b1c424		33	0.3%
5300060198c04c3		33	0.3%
53fa8063d7db498		33	0.3%
54d04063673a4a7		33	0.3%
559f5482d2fa4c7		33	0.3%
55b84b9565e6420		33	0.3%
56225232b30346		33	0.3%
57061e3264f8499		33	0.3%
58cf916082f84b1		33	0.3%
58d95fc30734424		33	0.3%
59accfcd4d542a2		33	0.3%
5a30e64718014fc		33	0.3%
5b2bb8ba8da5434		33	0.3%
5b3c6ba74736462		33	0.3%
5c104965b505425		33	0.3%

File : CSEC2

interview__id: Unique 32-character long identifier of the interview

Value	Label	Cases	Percentage
5c166c1642f340b		33	0.3%
5ed8795ec990433		33	0.3%
5f625ed846014f1		33	0.3%
5f9671150b6c4d8		33	0.3%
5f9c80627104486		33	0.3%
5fd0f31f330a49a7		33	0.3%
608bfd2bd5f8412		33	0.3%
61dc08d3c51a46b		33	0.3%
61e4b68c15e0457		33	0.3%
62af21468f5b4edl		33	0.3%
62f01c4bc6cf48c7		33	0.3%
63ef3bf75fef4be6		33	0.3%
645e8f52e0284da		33	0.3%
652892d80eef4dc		33	0.3%
6576b15a95a0431		33	0.3%
6596c2921b4f49f		33	0.3%
65e342045671412		33	0.3%
663e019dae8f42e		33	0.3%
664e98a3af9c465		33	0.3%
67ac1b9b59384c0		33	0.3%
67d77e0fbf754e2		33	0.3%
68984e8f107b4fc1		33	0.3%
68b87f690c5e4d4		33	0.3%
69fdbce170a3499		33	0.3%
6aac54099d5446c		33	0.3%
6be18dc7379a4d8		33	0.3%
6cb2e1bf1182402		33	0.3%
6d561d7e1bb34b0		33	0.3%
6d6546ea45a24cc		33	0.3%
6e7a08685b68404		33	0.3%
6ec8cecb648e4b6		33	0.3%
6fb3d5bdc87496		33	0.3%
712dd05dfdf54bc		33	0.3%
73b6584e55df47e		33	0.3%
73edb914e5ec4a6		33	0.3%
74879a94288749c		33	0.3%
75df2b5c7d6b492		33	0.3%
76a347dba3c945d		33	0.3%
77b63a2a3a5846c		33	0.3%
78b1f1144ce740d		33	0.3%
7934cfadf18a4020		33	0.3%
7a92a755edec4d6		33	0.3%
7af284e10f40460		33	0.3%

File : CSEC2

interview__id: Unique 32-character long identifier of the interview

Value	Label	Cases	Percentage
7b71511069ca41c		33	0.3%
7b91ac7196d446f		33	0.3%
7ceaac984dc4433		33	0.3%
7f25311583624b7		33	0.3%
80c5e48699bc48b		33	0.3%
81def38cfed24edc		33	0.3%
81f2300746cc4b0		33	0.3%
824efbe20846431		33	0.3%
825a4d9c10674fb		33	0.3%
82e2ee46332f4f5c		33	0.3%
865a0a2dd0d442a		33	0.3%
87d1a29404f2409		33	0.3%
8b2193d437e6485		33	0.3%
8c60b24c5d69455		33	0.3%
8da56015c708420		33	0.3%
8ed0e75643204d2		33	0.3%
8f69cfcd9bea4a2a		33	0.3%
909b86e277fe480		33	0.3%
91e89e7118c041f		33	0.3%
92722375ee7a482		33	0.3%
93268921598f4e9		33	0.3%
942d21651db145e		33	0.3%
94a28a335ad8409		33	0.3%
94ae3c15a2df4270		33	0.3%
94d6a92de2aa418		33	0.3%
94e8fb8cab7846d		33	0.3%
977cf8b59c214cd		33	0.3%
9836e079cdd949e		33	0.3%
987cf3a3f3f04a53		33	0.3%
989fa310b635456		33	0.3%
98c92ebc81274b4		33	0.3%
98ff8b8f6835485f		33	0.3%
991ea35afb8c4a5f		33	0.3%
9ae38f33171f4fb8		33	0.3%
9b29a92d6753467		33	0.3%
9c42c15316c0441		33	0.3%
9c877a6abcc44e2		33	0.3%
9ecbe56df9f249d5		33	0.3%
9ef24898f0e04e6f		33	0.3%
a03a17e845b8444		33	0.3%
a0525377534b48f		33	0.3%
a221543631f5448		33	0.3%
a29bda3a56964ba		33	0.3%

File : CSEC2

interview__id: Unique 32-character long identifier of the interview

Value	Label	Cases	Percentage
a3908ba3b92f4fe1		33	0.3%
a4729f20438e493		33	0.3%
a5e08a9b2416439		33	0.3%
a93651e6ad8d4de		33	0.3%
a9b092b3952f4ec		33	0.3%
aeefbdde40724ba		33	0.3%
b00970f7c1fd483		33	0.3%
b0b5ef4a81ee422		33	0.3%
b0cd107e76604c5		33	0.3%
b105a36a56b84f6		33	0.3%
b136b27d911942		33	0.3%
b137ae14a69249f		33	0.3%
b2e36352f5d9409		33	0.3%
b330812745fa4e7		33	0.3%
b341d8d4669945		33	0.3%
b4251f797f5f478		33	0.3%
b562c88957c5417		33	0.3%
b59699570a7a45a		33	0.3%
b60db776f7044c0		33	0.3%
b6beade8c2fb4ba		33	0.3%
b6c120c8e36f4d4		33	0.3%
b71b6b7c544e41f		33	0.3%
b92db033a86e4ab		33	0.3%
bad2132fae8a424		33	0.3%
bb6db2bb7e894ee		33	0.3%
bb91dac00ca941a		33	0.3%
bbb3f63e02a24e3		33	0.3%
bbd5aebfc1a54cfe		33	0.3%
bcc6e03bb2a5433		33	0.3%
bcf4623a365e435		33	0.3%
bfade52afbbe499		33	0.3%
bfc868c5c591428		33	0.3%
c015bae305344f9		33	0.3%
c14a86da4ace406		33	0.3%
c1a22955cf934b9		33	0.3%
c208d41946924e2		33	0.3%
c2a083238ac94fc		33	0.3%
c3356144806643		33	0.3%
c40d2554992447		33	0.3%
c5a985e708a7459		33	0.3%
c7bcab112852484		33	0.3%
c997c4379310457		33	0.3%
c9f3e3b01148416		33	0.3%

File : CSEC2

interview__id: Unique 32-character long identifier of the interview

Value	Label	Cases	Percentage	
ca4736d2f7a74a89		33		0.3%
caa6f80f888744d0		33		0.3%
cbe3a418c67c437		33		0.3%
cc8047dc8a484aa		33		0.3%
cd1474d77fac421		33		0.3%
ce05dd69d60e43e		33		0.3%
ce31748c847d40a		33		0.3%
cedfce2c57e641d1		33		0.3%
d091d72bf34743f		33		0.3%
d4b645c8dabe4a1		33		0.3%
d4e9ef0dc2b74bf2		33		0.3%
d56d66a6c7584c2		33		0.3%
d63a27ac1a6d4af8		33		0.3%
d63ba4eb8a1c4a0		33		0.3%
d6aa486f005240b		33		0.3%
d7b1236aabb94f6		33		0.3%
d7df893335d04af		33		0.3%
d84f5f9e3a694d3c		33		0.3%
d8e480e0083545f		33		0.3%
d983e831143f41a		33		0.3%
da5e5ab5a00e480		33		0.3%
da7a73e6a465427		33		0.3%
db979bdcd2e148f		33		0.3%
dc1776a9a0e14f4		33		0.3%
dda5335ce205431		33		0.3%
df04ee2c0e3a4107		33		0.3%
dfbc222d6117426		33		0.3%
e106494d0ae84f2		33		0.3%
e23a30e088d1453		33		0.3%
e24222c61b9f456		33		0.3%
e282714b05cb42t		33		0.3%
e3166e34b04d473		33		0.3%
e4d52a1c0a1148d		33		0.3%
e4ddc650064a4c0		33		0.3%
e614b8ae67d44c8		33		0.3%
e61b5559a1b4404		33		0.3%
e6d0819875ec42e		33		0.3%
e77d4f6292d2475		33		0.3%
e86a2ea031ca4f9c		33		0.3%
e8b86f9566254e7		33		0.3%
e90883e23667495		33		0.3%
e9acfec9f50e43a8		33		0.3%
e9e027640d2a450		33		0.3%

File : CSEC2

interview__id: Unique 32-character long identifier of the interview

Value	Label	Cases	Percentage
e9ee6e0d15b54db		33	0.3%
eb8f3695097d4ec		33	0.3%
ebb0b322a786451		33	0.3%
ed628650c92d451		33	0.3%
ee245be814ce483		33	0.3%
ef0a2c1050d9446		33	0.3%
f11ff6935d374a37		33	0.3%
f2753e0a1ee1407		33	0.3%
f310f9362b1e429		33	0.3%
f4f37a3e35c44dc4		33	0.3%
f7c8666f68b2434		33	0.3%
fa6d43e574104db		33	0.3%
fad0449bb4f0427		33	0.3%
fbdb75a9b0ab4f6		33	0.3%
fc8c4458e87f4d7		33	0.3%
fd96d6f934ab457		33	0.3%
fe36e5eff69c4cb2		33	0.3%
ff38ebd77e0b421		33	0.3%
ffc83c8361694f8		33	0.3%

Warning: these figures indicate the number of cases found in the data file. They cannot be interpreted as summary statistics of the population of interest.

Service_availability__id: Code

Information	[Type= discrete] [Format=numeric] [Range= 1-33] [Missing=*]
Statistics [NW/ W]	[Valid=10131 /-] [Invalid=0 /-]

Value	Label	Cases	Percentage
1	Government Primary School	307	3.0%
2	Private Primary School	307	3.0%
3	Government Secondary School	307	3.0%
4	Private Secondary School	307	3.0%
5	Technical/Vocational School	307	3.0%
6	Alternative Basic Education for Karamoja (ABEK)	307	3.0%
7	Functional Adult Literacy (FAL)	307	3.0%
8	Government Health Centre	307	3.0%
9	Government Hospital	307	3.0%
10	Private NGO Clinic	307	3.0%
11	Private Hospital	307	3.0%
12	Pharmacy	307	3.0%
13	Bank/Financial Institution	307	3.0%
14	Post Office	307	3.0%
15	Market Selling Agricultural Inputs	307	3.0%
16	Market Selling Agricultural Produce	307	3.0%
17	Market Selling Non-Agricultural Produce	307	3.0%
18	Primary Market for Livestock	307	3.0%
19	Trunk Road (Tarmac)	307	3.0%

File : CSEC2

Service_availability__id: Code

Value	Label	Cases	Percentage
20	Trunk Road (Murrumbidgee)	307	3.0%
21	Feeder/District Road	307	3.0%
22	Community Road	307	3.0%
23	Traditional Healer	307	3.0%
24	Agricultural Extension Services	307	3.0%
25	Veterinary Services	307	3.0%
26	Slaughter Slabs	307	3.0%
27	Dip Tank	307	3.0%
28	Crushes	307	3.0%
29	Charcos Dam	307	3.0%
30	Hides & Skins Banda's	307	3.0%
31	Fisheries Extension Services	307	3.0%
32	Police Station/Police post	307	3.0%
33	Army detach/Barracks	307	3.0%

Warning: these figures indicate the number of cases found in the data file. They cannot be interpreted as summary statistics of the population of interest.

s2aq03: 3. Is [SERVICE] available to members of the LC1?

Information	[Type= discrete] [Format=numeric] [Range= 1-2] [Missing=*]		
Statistics [NW/ W]	[Valid=9435 /-] [Invalid=696 /-]		
Value	Label	Cases	Percentage
1	Yes	5672	60.1%
2	No	3763	39.9%
Sysmiss		696	

Warning: these figures indicate the number of cases found in the data file. They cannot be interpreted as summary statistics of the population of interest.

File : CSEC2A

Final_EA_code: Enumeration Area Unique identifier

Information [Type= discrete] [Format=character] [Missing=*]

Statistics [NW/ W] [Valid=307 /-] [Invalid=0 /-]

Value	Label	Cases	Percentage
101204020501		1	0.3%
102101040201		1	0.3%
102101080210		1	0.3%
102102020513		1	0.3%
102102050406		1	0.3%
102102060108		1	0.3%
102102080506		1	0.3%
102103010916		1	0.3%
102103041252		1	0.3%
102103050203		1	0.3%
102103050439		1	0.3%
102103060631		1	0.3%
102103080303		1	0.3%
102103120844		1	0.3%
102104010236		1	0.3%
102104020103		1	0.3%
102104020313		1	0.3%
102104081332		1	0.3%
102104163014		1	0.3%
102104190357		1	0.3%
102105010613		1	0.3%
102105030701		1	0.3%
102105040650		1	0.3%
102105100433		1	0.3%
102105130528		1	0.3%
102105150507		1	0.3%
103105050501		1	0.3%
103107020109		1	0.3%
104102040606		1	0.3%
104104030820		1	0.3%
104105040311		1	0.3%
104208040401		1	0.3%
105105020108		1	0.3%
106101010605		1	0.3%
106101090206		1	0.3%
106106060103		1	0.3%
107202060102		1	0.3%
107302030503		1	0.3%
107305070203		1	0.3%
107402030203		1	0.3%
107403060301		1	0.3%

File : CSEC2A

Final_EA_code: Enumeration Area Unique identifier

Value	Label	Cases	Percentage
108106030909		1	0.3%
108301010115		1	0.3%
108301050512		1	0.3%
110203060109		1	0.3%
110204010703		1	0.3%
110206030911		1	0.3%
110207040309		1	0.3%
110305010603		1	0.3%
110306010205		1	0.3%
111102010811		1	0.3%
111202040320		1	0.3%
111202061528		1	0.3%
112102030202		1	0.3%
112104021001		1	0.3%
112204030107		1	0.3%
113105040201		1	0.3%
113105050532		1	0.3%
113111020505		1	0.3%
113113020418		1	0.3%
113113060242		1	0.3%
113301010130		1	0.3%
113301050411		1	0.3%
113406060107		1	0.3%
113604010110		1	0.3%
115103020402		1	0.3%
115104030401		1	0.3%
115202070303		1	0.3%
115206030602		1	0.3%
115303040507		1	0.3%
115303050716		1	0.3%
116102050101		1	0.3%
117106050206		1	0.3%
117201050401		1	0.3%
117202080201		1	0.3%
117301041130		1	0.3%
117301041137		1	0.3%
117302030901		1	0.3%
117302060527		1	0.3%
118101041020		1	0.3%
119104030404		1	0.3%
120106010101		1	0.3%
122102060404		1	0.3%
122105020311		1	0.3%

File : CSEC2A

Final_EA_code: Enumeration Area Unique identifier

Value	Label	Cases	Percentage
122106021812		1	0.3%
123110030105		1	0.3%
124101050211		1	0.3%
124101050312		1	0.3%
124103021620		1	0.3%
124104040103		1	0.3%
124107010620		1	0.3%
124108021108		1	0.3%
125105010702		1	0.3%
201203010310		1	0.3%
201206020507		1	0.3%
201210090210		1	0.3%
202205030602		1	0.3%
203202030310		1	0.3%
203202040303		1	0.3%
203301010111		1	0.3%
204101030213		1	0.3%
204102040514		1	0.3%
204203010514		1	0.3%
204301010302		1	0.3%
204301020206		1	0.3%
204301030308		1	0.3%
204302051318		1	0.3%
205101020309		1	0.3%
205101030109		1	0.3%
205107030213		1	0.3%
207104010604		1	0.3%
208102140202		1	0.3%
208107130101		1	0.3%
208202080102		1	0.3%
209201010506		1	0.3%
210306040101		1	0.3%
210306040102		1	0.3%
211105030205		1	0.3%
211106070404		1	0.3%
211107030208		1	0.3%
212104030611		1	0.3%
212105040709		1	0.3%
212202010105		1	0.3%
212305020404		1	0.3%
214101040303		1	0.3%
214101060404		1	0.3%
214102020611		1	0.3%

File : CSEC2A

Final_EA_code: Enumeration Area Unique identifier

Value	Label	Cases	Percentage
214108010504		1	0.3%
214113010305		1	0.3%
214114030515		1	0.3%
215109020818		1	0.3%
215115020203		1	0.3%
215120020808		1	0.3%
216202030604		1	0.3%
218103021305		1	0.3%
218115040101		1	0.3%
219103120104		1	0.3%
219103170202		1	0.3%
221109020302		1	0.3%
221109050505		1	0.3%
222111021102		1	0.3%
223108100606		1	0.3%
223120020410		1	0.3%
223121010401		1	0.3%
223121030202		1	0.3%
223126011515		1	0.3%
223128010204		1	0.3%
223135040509		1	0.3%
224105051111		1	0.3%
225103041522		1	0.3%
225114032604		1	0.3%
226101010214		1	0.3%
226102050810		1	0.3%
226104040305		1	0.3%
226105051005		1	0.3%
228102030405		1	0.3%
229104021009		1	0.3%
230105010304		1	0.3%
230105040506		1	0.3%
230109050511		1	0.3%
232101040606		1	0.3%
232203040502		1	0.3%
302101021503		1	0.3%
302201050803		1	0.3%
302204050508		1	0.3%
302205050202		1	0.3%
302303070505		1	0.3%
303201020510		1	0.3%
303202060606		1	0.3%
303204050605		1	0.3%

File : CSEC2A

Final_EA_code: Enumeration Area Unique identifier

Value	Label	Cases	Percentage
303402040806		1	0.3%
303404010207		1	0.3%
303404030404		1	0.3%
303405070316		1	0.3%
303405071314		1	0.3%
303503041111		1	0.3%
303504020504		1	0.3%
304102010107		1	0.3%
304204020110		1	0.3%
304301040405		1	0.3%
306201010103		1	0.3%
306203010305		1	0.3%
306204010301		1	0.3%
306204020605		1	0.3%
307108020605		1	0.3%
307108030304		1	0.3%
307108030708		1	0.3%
307108030908		1	0.3%
307202030201		1	0.3%
308102060619		1	0.3%
309103050101		1	0.3%
309104050403		1	0.3%
309204060609		1	0.3%
310102021618		1	0.3%
310202030204		1	0.3%
310306030909		1	0.3%
310306040802		1	0.3%
310306041001		1	0.3%
311102010107		1	0.3%
311103020202		1	0.3%
311105051111		1	0.3%
311202010102		1	0.3%
312105020216		1	0.3%
313102050501		1	0.3%
313104010108		1	0.3%
314101030304		1	0.3%
314103040301		1	0.3%
314105010202		1	0.3%
315105030209		1	0.3%
317101010205		1	0.3%
317103020201		1	0.3%
317107051210		1	0.3%
318102020202		1	0.3%

File : CSEC2A

Final_EA_code: Enumeration Area Unique identifier

Value	Label	Cases	Percentage
318103020406		1	0.3%
318112010303		1	0.3%
318114020701		1	0.3%
318116050101		1	0.3%
319105080306		1	0.3%
319107020203		1	0.3%
319203030409		1	0.3%
320102020601		1	0.3%
320102040601		1	0.3%
320108080103		1	0.3%
321103040514		1	0.3%
321105050214		1	0.3%
321106010504		1	0.3%
321107061709		1	0.3%
322108020610		1	0.3%
322111041206		1	0.3%
323104030201		1	0.3%
323106040915		1	0.3%
323108030411		1	0.3%
324101011403		1	0.3%
324104010503		1	0.3%
325101020514		1	0.3%
325103060113		1	0.3%
325103060210		1	0.3%
325107010301		1	0.3%
327103030510		1	0.3%
327106020513		1	0.3%
329106020616		1	0.3%
330107010101		1	0.3%
330110010403		1	0.3%
402208050714		1	0.3%
402210030714		1	0.3%
403101020501		1	0.3%
403105050205		1	0.3%
403201020515		1	0.3%
403301030215		1	0.3%
404102030405		1	0.3%
404207040904		1	0.3%
404403030304		1	0.3%
405104020509		1	0.3%
405203030403		1	0.3%
405211011114		1	0.3%
405301040904		1	0.3%

File : CSEC2A

Final_EA_code: Enumeration Area Unique identifier

Value	Label	Cases	Percentage
405302030405		1	0.3%
406108040102		1	0.3%
406201020310		1	0.3%
406210060603		1	0.3%
406212010207		1	0.3%
406303070608		1	0.3%
407106021906		1	0.3%
408102011215		1	0.3%
408112020621		1	0.3%
408113040517		1	0.3%
409101040104		1	0.3%
409203050902		1	0.3%
409301030405		1	0.3%
410101040507		1	0.3%
410201010654		1	0.3%
410201010733		1	0.3%
410303060103		1	0.3%
411203020101		1	0.3%
411302020404		1	0.3%
411402020404		1	0.3%
411403030809		1	0.3%
412103070506		1	0.3%
412201070408		1	0.3%
412203040507		1	0.3%
414116010603		1	0.3%
415105020404		1	0.3%
415106081213		1	0.3%
415110040403		1	0.3%
415114070301		1	0.3%
415115040706		1	0.3%
417102010602		1	0.3%
417103010710		1	0.3%
417107030404		1	0.3%
417109040205		1	0.3%
417201010905		1	0.3%
417202010210		1	0.3%
418104030103		1	0.3%
418201020305		1	0.3%
418202010203		1	0.3%
418209070214		1	0.3%
419204020202		1	0.3%
420107040304		1	0.3%
420108030901		1	0.3%

File : CSEC2A

Final_EA_code: Enumeration Area Unique identifier

Value	Label	Cases	Percentage
422102010506		1	0.3%
422107010808		1	0.3%
423110010602		1	0.3%
424105020201		1	0.3%
426202040101		1	0.3%
427202040214		1	0.3%
428111030515		1	0.3%
432205040203		1	0.3%

Warning: these figures indicate the number of cases found in the data file. They cannot be interpreted as summary statistics of the population of interest.

interview__id: Unique 32-character long identifier of the interview

Information	[Type= discrete] [Format=character] [Missing=*]
Statistics [NW/ W]	[Valid=307 /-] [Invalid=0 /-]

Value	Label	Cases	Percentage
05a0fe0e9f714c0t		1	0.3%
05f078de3c20400		1	0.3%
07ae8f7297234ae		1	0.3%
0878b9ca320646c		1	0.3%
098b64d5f62d444		1	0.3%
09bfa283100c462		1	0.3%
0aee3535b7234e0		1	0.3%
0b08b47250b441c		1	0.3%
0c7be6801de643e		1	0.3%
0d07cf9a197b4ea		1	0.3%
0d35d167e05a48c		1	0.3%
0e0a6e4e61be4e8		1	0.3%
0f26d7f7b06f4b9		1	0.3%
103ae2d40d654ba		1	0.3%
104d7f9eb5cc429		1	0.3%
1058921f8e3e471		1	0.3%
10e47f214cb7482		1	0.3%
1124288a21f7429		1	0.3%
11324295e37b4bc		1	0.3%
120745e30ae2426		1	0.3%
14b0a6db23fb42a		1	0.3%
14c013df40e448d		1	0.3%
1559b44962074f1		1	0.3%
15d825f70832453		1	0.3%
15daaf897d21429		1	0.3%
165176d72b6e412		1	0.3%
179be7cbf9884e0		1	0.3%
17ad285d62d7495		1	0.3%
18cad48cbad4438		1	0.3%
19e17412e1bb43c		1	0.3%

File : CSEC2A

interview__id: Unique 32-character long identifier of the interview

Value	Label	Cases	Percentage
1a7113db20214df		1	0.3%
1abf78b9247749b		1	0.3%
1b8cc2c21714481		1	0.3%
1d1c39bd455d40e		1	0.3%
1eb5ffb1eeb14468		1	0.3%
1f82d12a97c5472		1	0.3%
1f9751e8115d473		1	0.3%
20b3dc70a2ef47ff		1	0.3%
22079ff2853f489c		1	0.3%
22305ac5a3e1460		1	0.3%
2298e1b9396042c		1	0.3%
23f6bb268b504e5		1	0.3%
24dff56428de471e		1	0.3%
2687e3cb2fe0474		1	0.3%
26be7462ce5e43d		1	0.3%
26eef9075b7349a		1	0.3%
26f0c6653b8b4c1		1	0.3%
293ecee7a80a482		1	0.3%
29cc9b2639524c4		1	0.3%
2b8544e9cb7347f		1	0.3%
2bc65237da7d4f7		1	0.3%
2bea2c4985dd4f4		1	0.3%
2c2b89bb4ed2475		1	0.3%
2c4950efbc4f485c		1	0.3%
2c5000cc7fa54dbb		1	0.3%
2c7dff734efc4ccb		1	0.3%
2c8f787219df44a8		1	0.3%
2d21136097a4458		1	0.3%
2f0258e282264dd		1	0.3%
2f3dadda9c4d49b		1	0.3%
303f41c72565478		1	0.3%
30b9d5e1f9fe43dc		1	0.3%
30fa92d582c34ff8		1	0.3%
312a435313e240e		1	0.3%
31a3f66b5452449		1	0.3%
32bb43e6ccef4255		1	0.3%
333db34cb097445		1	0.3%
34533291de9b4e3		1	0.3%
349edf6fc6cb49dc		1	0.3%
34efbcd896549f7		1	0.3%
362ff1525f0b427c		1	0.3%
369a2e686b0641f		1	0.3%
37c7d386630e44f		1	0.3%

File : CSEC2A

interview__id: Unique 32-character long identifier of the interview

Value	Label	Cases	Percentage
391f45ad2d3548e		1	0.3%
39627200a32c462		1	0.3%
39e38a8716404f4		1	0.3%
3a542ba2ee9a46d		1	0.3%
3ac09195350c451		1	0.3%
3b3c7af2481243f		1	0.3%
3ce08aeb981a41a		1	0.3%
3cf0a1fa46ae4682		1	0.3%
3d61703566614f4		1	0.3%
3f41cdc7f4484a90		1	0.3%
40927a9f8da44e0		1	0.3%
41d507da42f24fa		1	0.3%
44c8e8b546fa4e9		1	0.3%
4582b29c263744c		1	0.3%
45e2495043be477		1	0.3%
468987393fd4448		1	0.3%
46bc8364e56f4e2		1	0.3%
481f3d44d4074b5		1	0.3%
49123f99dd9b486		1	0.3%
4936d20fd0be487		1	0.3%
49d2684cbd464ee		1	0.3%
4af38353df164c5		1	0.3%
4b07af9a7bac483		1	0.3%
4b14fdfdc4154af5		1	0.3%
4dd40973252a4df		1	0.3%
4e6fd738620241a		1	0.3%
50a0e9476f3f494		1	0.3%
51986b54676d4e3		1	0.3%
527a88628b1c424		1	0.3%
5300060198c04c3		1	0.3%
53fa8063d7db498		1	0.3%
54d04063673a4a7		1	0.3%
559f5482d2fa4c7		1	0.3%
55b84b9565e6420		1	0.3%
56225232b30346		1	0.3%
57061e3264f8499		1	0.3%
58cf916082f84b1		1	0.3%
58d95fc30734424		1	0.3%
59accfcd4d542a2		1	0.3%
5a30e64718014fc		1	0.3%
5b2bb8ba8da5434		1	0.3%
5b3c6ba74736462		1	0.3%
5c104965b505425		1	0.3%

File : CSEC2A

interview__id: Unique 32-character long identifier of the interview

Value	Label	Cases	Percentage
5c166c1642f340b		1	0.3%
5ed8795ec990433		1	0.3%
5f625ed846014f1		1	0.3%
5f9671150b6c4d8		1	0.3%
5f9c80627104486		1	0.3%
5fd0f31f330a49a7		1	0.3%
608bfd2bd5f8412		1	0.3%
61dc08d3c51a46b		1	0.3%
61e4b68c15e0457		1	0.3%
62af21468f5b4edl		1	0.3%
62f01c4bc6cf48c7		1	0.3%
63ef3bf75fef4be6		1	0.3%
645e8f52e0284da		1	0.3%
652892d80eef4dc		1	0.3%
6576b15a95a0431		1	0.3%
6596c2921b4f49f		1	0.3%
65e342045671412		1	0.3%
663e019dae8f42e		1	0.3%
664e98a3af9c465		1	0.3%
67ac1b9b59384c0		1	0.3%
67d77e0fbf754e2		1	0.3%
68984e8f107b4fc1		1	0.3%
68b87f690c5e4d4		1	0.3%
69fdbce170a3499		1	0.3%
6aac54099d5446c		1	0.3%
6be18dc7379a4d8		1	0.3%
6cb2e1bf1182402		1	0.3%
6d561d7e1bb34b0		1	0.3%
6d6546ea45a24cc		1	0.3%
6e7a08685b68404		1	0.3%
6ec8cecb648e4b6		1	0.3%
6fb3d5bdc87496		1	0.3%
712dd05dfdf54bc		1	0.3%
73b6584e55df47e		1	0.3%
73edb914e5ec4a6		1	0.3%
74879a94288749c		1	0.3%
75df2b5c7d6b492		1	0.3%
76a347dba3c945d		1	0.3%
77b63a2a3a5846c		1	0.3%
78b1f1144ce740d		1	0.3%
7934cfadf18a4020		1	0.3%
7a92a755edec4d6		1	0.3%
7af284e10f40460		1	0.3%

File : CSEC2A

interview__id: Unique 32-character long identifier of the interview

Value	Label	Cases	Percentage
7b71511069ca41c		1	0.3%
7b91ac7196d446f		1	0.3%
7ceaac984dc4433		1	0.3%
7f25311583624b7		1	0.3%
80c5e48699bc48b		1	0.3%
81def38cfed24edc		1	0.3%
81f2300746cc4b0		1	0.3%
824efbe20846431		1	0.3%
825a4d9c10674fb		1	0.3%
82e2ee46332f4f5c		1	0.3%
865a0a2dd0d442a		1	0.3%
87d1a29404f2409		1	0.3%
8b2193d437e6485		1	0.3%
8c60b24c5d69455		1	0.3%
8da56015c708420		1	0.3%
8ed0e75643204d2		1	0.3%
8f69cfcd9bea4a2a		1	0.3%
909b86e277fe480		1	0.3%
91e89e7118c041f		1	0.3%
92722375ee7a482		1	0.3%
93268921598f4e9		1	0.3%
942d21651db145e		1	0.3%
94a28a335ad8409		1	0.3%
94ae3c15a2df4270		1	0.3%
94d6a92de2aa418		1	0.3%
94e8fb8cab7846d		1	0.3%
977cf8b59c214cd		1	0.3%
9836e079cdd949e		1	0.3%
987cf3a3f3f04a53		1	0.3%
989fa310b635456		1	0.3%
98c92ebc81274b4		1	0.3%
98ff8b8f6835485f		1	0.3%
991ea35afb8c4a5b		1	0.3%
9ae38f33171f4fb8		1	0.3%
9b29a92d6753467		1	0.3%
9c42c15316c0441		1	0.3%
9c877a6abcc44e2		1	0.3%
9ecbe56df9f249d5		1	0.3%
9ef24898f0e04e6f		1	0.3%
a03a17e845b8444		1	0.3%
a0525377534b48f		1	0.3%
a221543631f5448		1	0.3%
a29bda3a56964ba		1	0.3%

File : CSEC2A

interview__id: Unique 32-character long identifier of the interview

Value	Label	Cases	Percentage
a3908ba3b92f4fe1		1	0.3%
a4729f20438e493		1	0.3%
a5e08a9b2416439		1	0.3%
a93651e6ad8d4de		1	0.3%
a9b092b3952f4ec		1	0.3%
aeefbdde40724ba		1	0.3%
b00970f7c1fd483		1	0.3%
b0b5ef4a81ee422		1	0.3%
b0cd107e76604c5		1	0.3%
b105a36a56b84f6		1	0.3%
b136b27d911942		1	0.3%
b137ae14a69249f		1	0.3%
b2e36352f5d9409		1	0.3%
b330812745fa4e7		1	0.3%
b341d8d4669945		1	0.3%
b4251f797f5f478		1	0.3%
b562c88957c5417		1	0.3%
b59699570a7a45a		1	0.3%
b60db776f7044c0		1	0.3%
b6beade8c2fb4ba		1	0.3%
b6c120c8e36f4d4		1	0.3%
b71b6b7c544e41f		1	0.3%
b92db033a86e4ab		1	0.3%
bad2132fae8a424		1	0.3%
bb6db2bb7e894ee		1	0.3%
bb91dac00ca941a		1	0.3%
bbb3f63e02a24e3		1	0.3%
bbd5aebfc1a54cfe		1	0.3%
bcc6e03bb2a5433		1	0.3%
bcf4623a365e435		1	0.3%
bfade52afbbe499		1	0.3%
bfc868c5c591428		1	0.3%
c015bae305344f9		1	0.3%
c14a86da4ace406		1	0.3%
c1a22955cf934b9		1	0.3%
c208d41946924e2		1	0.3%
c2a083238ac94fc		1	0.3%
c3356144806643		1	0.3%
c40d2554992447		1	0.3%
c5a985e708a7459		1	0.3%
c7bcab112852484		1	0.3%
c997c4379310457		1	0.3%
c9f3e3b01148416		1	0.3%

File : CSEC2A

interview__id: Unique 32-character long identifier of the interview

Value	Label	Cases	Percentage
ca4736d2f7a74a89		1	0.3%
caa6f80f888744d0		1	0.3%
cbe3a418c67c437		1	0.3%
cc8047dc8a484aa		1	0.3%
cd1474d77fac421		1	0.3%
ce05dd69d60e43e		1	0.3%
ce31748c847d40a		1	0.3%
cedfce2c57e641d1		1	0.3%
d091d72bf34743f		1	0.3%
d4b645c8dabe4a1		1	0.3%
d4e9ef0dc2b74bf2		1	0.3%
d56d66a6c7584c2		1	0.3%
d63a27ac1a6d4af3		1	0.3%
d63ba4eb8a1c4a0		1	0.3%
d6aa486f005240b		1	0.3%
d7b1236aabb94f6		1	0.3%
d7df893335d04af		1	0.3%
d84f5f9e3a694d3c		1	0.3%
d8e480e0083545f		1	0.3%
d983e831143f41a		1	0.3%
da5e5ab5a00e480		1	0.3%
da7a73e6a465427		1	0.3%
db979bdcd2e148f		1	0.3%
dc1776a9a0e14f4		1	0.3%
dda5335ce205431		1	0.3%
df04ee2c0e3a4107		1	0.3%
dfbc222d6117426		1	0.3%
e106494d0ae84f2		1	0.3%
e23a30e088d1453		1	0.3%
e24222c61b9f456		1	0.3%
e282714b05cb42t		1	0.3%
e3166e34b04d473		1	0.3%
e4d52a1c0a1148d		1	0.3%
e4ddc650064a4c0		1	0.3%
e614b8ae67d44c8		1	0.3%
e61b5559a1b4404		1	0.3%
e6d0819875ec42e		1	0.3%
e77d4f6292d2475		1	0.3%
e86a2ea031ca4f9c		1	0.3%
e8b86f9566254e7		1	0.3%
e90883e23667495		1	0.3%
e9acfec9f50e43a8		1	0.3%
e9e027640d2a450		1	0.3%

File : CSEC2A

interview__id: Unique 32-character long identifier of the interview

Value	Label	Cases	Percentage
e9ee6e0d15b54db		1	<div></div> 0.3%
eb8f3695097d4ec		1	<div></div> 0.3%
ebb0b322a786451		1	<div></div> 0.3%
ed628650c92d451		1	<div></div> 0.3%
ee245be814ce483		1	<div></div> 0.3%
ef0a2c1050d9446		1	<div></div> 0.3%
f11ff6935d374a37		1	<div></div> 0.3%
f2753e0a1ee1407a		1	<div></div> 0.3%
f310f9362b1e429c		1	<div></div> 0.3%
f4f37a3e35c44dc4		1	<div></div> 0.3%
f7c8666f68b2434a		1	<div></div> 0.3%
fa6d43e574104db		1	<div></div> 0.3%
fad0449bb4f0427c		1	<div></div> 0.3%
fbdb75a9b0ab4f6c		1	<div></div> 0.3%
fc8c4458e87f4d78		1	<div></div> 0.3%
fd96d6f934ab457c		1	<div></div> 0.3%
fe36e5eff69c4cb2		1	<div></div> 0.3%
ff38ebd77e0b421a		1	<div></div> 0.3%
ffc83c8361694f8c		1	<div></div> 0.3%

Warning: these figures indicate the number of cases found in the data file. They cannot be interpreted as summary statistics of the population of interest.

s2a_2q01: 1. Does this village have a land use plan?

Information	[Type= discrete] [Format=numeric] [Range= 1-2] [Missing=*]		
Statistics [NW/ W]	[Valid=285 /-] [Invalid=22 /-]		
Value	Label	Cases	Percentage
1	YES	13	<div></div> 4.6%
2	NO	272	<div></div> 95.4%
Sysmiss		22	

Warning: these figures indicate the number of cases found in the data file. They cannot be interpreted as summary statistics of the population of interest.

s2a_2q02: 2. In which year was the plan last updated? YEAR

Information	[Type= discrete] [Format=numeric] [Range= 2002-2019] [Missing=*]		
Statistics [NW/ W]	[Valid=13 /-] [Invalid=294 /-] [Mean=2014.462 /-] [StdDev=5.753 /-]		
Value	Label	Cases	Percentage
2002		1	<div></div> 7.7%
2004		1	<div></div> 7.7%
2009		1	<div></div> 7.7%
2014		1	<div></div> 7.7%
2016		2	<div></div> 15.4%
2017		1	<div></div> 7.7%
2018		4	<div></div> 30.8%
2019		2	<div></div> 15.4%
Sysmiss		294	

Warning: these figures indicate the number of cases found in the data file. They cannot be interpreted as summary statistics of the population of interest.

File : CSEC2A

s2a_2q03: 3. Who approved the plan?

Information [Type= discrete] [Format=numeric] [Range= 1-96] [Missing=*]

Statistics [NW/ W] [Valid=13 /-] [Invalid=294 /-]

Value	Label	Cases	Percentage
1	Sub-County	4	30.8%
2	District	6	46.2%
3	Central Govâ€™t (Min. of Lands, Housing & Urban Devâ€™t)	3	23.1%
96	Other (specify)	0	
Sysmiss		294	

Warning: these figures indicate the number of cases found in the data file. They cannot be interpreted as summary statistics of the population of interest.

s2a_2_q04: 4. Has any land been expropriated by govâ€™t or local authorities from this villag

Information [Type= discrete] [Format=numeric] [Range= 1-2] [Missing=*]

Statistics [NW/ W] [Valid=285 /-] [Invalid=22 /-]

Value	Label	Cases	Percentage
1	YES	7	2.5%
2	NO	278	97.5%
Sysmiss		22	

Warning: these figures indicate the number of cases found in the data file. They cannot be interpreted as summary statistics of the population of interest.

s2a_2q5a: 5a. In total, how much land was expropriated or taken away?AREA

Information [Type= continuous] [Format=numeric] [Range= 1-50000] [Missing=*]

Statistics [NW/ W] [Valid=7 /-] [Invalid=300 /-] [Mean=7173.893 /-] [StdDev=18884.614 /-]

s2a_2q5b: 5b. UNIT

Information [Type= discrete] [Format=numeric] [Range= 1-96] [Missing=*]

Statistics [NW/ W] [Valid=7 /-] [Invalid=300 /-]

Value	Label	Cases	Percentage
1	Square Metres	0	
2	Hectares	1	14.3%
3	Acres	6	85.7%
4	Square feet	0	
96	Other (specify)	0	
Sysmiss		300	

Warning: these figures indicate the number of cases found in the data file. They cannot be interpreted as summary statistics of the population of interest.

s2a_2q6: 6. What was the main purpose for which the land was expropriated?

Information [Type= discrete] [Format=numeric] [Range= 1-96] [Missing=*]

Statistics [NW/ W] [Valid=7 /-] [Invalid=300 /-]

Value	Label	Cases	Percentage
1	State project above the village	1	14.3%
2	Village project (Public Good)	3	42.9%
3	Private project (Enterprise use)	1	14.3%
96	Other (specify)	2	28.6%
Sysmiss		300	

Warning: these figures indicate the number of cases found in the data file. They cannot be interpreted as summary statistics of the population of interest.

File : CSEC2A

s2a_2_q07: 7. Is there any formal institution or office that handles registration of land s

Information	[Type= discrete] [Format=numeric] [Range= 1-2] [Missing=*]
Statistics [NW/ W]	[Valid=285 /-] [Invalid=22 /-]

Value	Label	Cases	Percentage
1	YES	28	9.8%
2	NO	257	90.2%
Sysmiss		22	

Warning: these figures indicate the number of cases found in the data file. They cannot be interpreted as summary statistics of the population of interest.

s2a_2_q08: 8. Where is the office/institution that deals with registration of land sales an

Information	[Type= discrete] [Format=numeric] [Range= 1-4] [Missing=*]
Statistics [NW/ W]	[Valid=28 /-] [Invalid=279 /-]

Value	Label	Cases	Percentage
1	County HQ	8	28.6%
2	District Town	20	71.4%
3	Regional City	0	
4	Capital City	0	
Sysmiss		279	

Warning: these figures indicate the number of cases found in the data file. They cannot be interpreted as summary statistics of the population of interest.

s2a_2_q09: 9. What is the distance of this location from the center of the village in km?KM

Information	[Type= continuous] [Format=numeric] [Range= 0.2-85] [Missing=*]
Statistics [NW/ W]	[Valid=28 /-] [Invalid=279 /-] [Mean=11.514 /-] [StdDev=16.562 /-]

s2a_2_q10: 10. Is there an informal institution that help resolve disputes in this village?

Information	[Type= discrete] [Format=numeric] [Range= 1-2] [Missing=*]
Statistics [NW/ W]	[Valid=28 /-] [Invalid=279 /-]

Value	Label	Cases	Percentage
1	YES	12	42.9%
2	NO	16	57.1%
Sysmiss		279	

Warning: these figures indicate the number of cases found in the data file. They cannot be interpreted as summary statistics of the population of interest.

s2a_2_q11: 11. What happens to a women's agricultural land rights if her husband passes awa

Information	[Type= discrete] [Format=numeric] [Range= 1-5] [Missing=*]
Statistics [NW/ W]	[Valid=285 /-] [Invalid=22 /-]

Value	Label	Cases	Percentage
1	Inherits all	162	56.8%
2	Inherits upto 25%	43	15.1%
3	Inherits upto 50%	59	20.7%
4	Inherits upto 75%	6	2.1%
5	Inherits none	15	5.3%
Sysmiss		22	

Warning: these figures indicate the number of cases found in the data file. They cannot be interpreted as summary statistics of the population of interest.

s2a_q12_1_1: 12.1 What is the current rental price of 1 ha of agricultural land in this villa

Information	[Type= continuous] [Format=numeric] [Range= 0-11000000] [Missing=*]
--------------------	---

File : CSEC2A			
#s2a_q12_1_1: 12.1 What is the current rental price of 1 ha of agricultural land in this villa			
Statistics [NW/ W]	[Valid=259 -/] [Invalid=48 -/] [Mean=460199.799 -/] [StdDev=920987.463 -/]		
#s2a_q12_2_1: 12.2 What was the rental price of 1 ha of agricultural land in this village 5 ye			
Information	[Type= continuous] [Format=numeric] [Range= 0-15000000] [Missing=*]		
Statistics [NW/ W]	[Valid=259 -/] [Invalid=48 -/] [Mean=286768.718 -/] [StdDev=1007277.13 -/]		
#s2a_q12_3_1: 12.3. What is the current sales price of 1 ha of agricultural land in this villa			
Information	[Type= continuous] [Format=numeric] [Range= 0-700000000] [Missing=*]		
Statistics [NW/ W]	[Valid=259 -/] [Invalid=48 -/] [Mean=15903166.498 -/] [StdDev=51324817.081 -/]		
#s2a_12_4_1: 12.4 What was the sales price of 1 ha of agricultural land in this village 5 ye			
Information	[Type= continuous] [Format=numeric] [Range= 0-600000000] [Missing=*]		
Statistics [NW/ W]	[Valid=259 -/] [Invalid=48 -/] [Mean=8164305.456 -/] [StdDev=38087368.772 -/]		
#s2a_q12_1_2: 12.1 What is the current rental price of 200 sq. meters of residential land in t			
Information	[Type= continuous] [Format=numeric] [Range= 0-50000000] [Missing=*]		
Statistics [NW/ W]	[Valid=256 -/] [Invalid=51 -/] [Mean=390656.25 -/] [StdDev=3164498.394 -/]		
#s2a_q12_2_2: 12.2 What was the rental price of 200 sq. meters of residential land in this vil			
Information	[Type= continuous] [Format=numeric] [Range= 0-2000000] [Missing=*]		
Statistics [NW/ W]	[Valid=255 -/] [Invalid=52 -/] [Mean=104176.471 -/] [StdDev=288701.758 -/]		
#s2a_q12_3_2: 12.3 What is the current sales price of 200 sq. meters of residential land in th			
Information	[Type= continuous] [Format=numeric] [Range= 0-2000000000] [Missing=*]		
Statistics [NW/ W]	[Valid=283 -/] [Invalid=24 -/] [Mean=26649116.608 -/] [StdDev=133955496.305 -/]		
#s2a_12_4_2: 12.4 What was the sales price of 200 sq. meters of residential land in this vil			
Information	[Type= continuous] [Format=numeric] [Range= 0-1500000000] [Missing=*]		
Statistics [NW/ W]	[Valid=283 -/] [Invalid=24 -/] [Mean=14991749.117 -/] [StdDev=95120551.194 -/]		
#s2a_q13_1_1: 13.1 Does this village have Common grazing land?			
Information	[Type= discrete] [Format=numeric] [Range= 1-2] [Missing=*]		
Statistics [NW/ W]	[Valid=285 -/] [Invalid=22 -/]		
Value	Label	Cases	Percentage
1	YES	21	<div><div></div></div> 7.4%
2	NO	264	<div><div></div></div> 92.6%
Sysmiss		22	
Warning: these figures indicate the number of cases found in the data file. They cannot be interpreted as summary statistics of the population of interest.			
#s2a_q13_2_1: 13.2 Who manages access to the Common grazing land?			
Information	[Type= discrete] [Format=numeric] [Range= 1-96] [Missing=*]		
Statistics [NW/ W]	[Valid=21 -/] [Invalid=286 -/]		
Value	Label	Cases	Percentage
1	Village Elders	8	<div><div></div></div> 38.1%
2	Village Council	4	<div><div></div></div> 19.0%
3	District Council	2	<div><div></div></div> 9.5%
4	Government	1	<div><div></div></div> 4.8%
96	Other (specify)	6	<div><div></div></div> 28.6%

File : CSEC2A

s2a_q13_2_1: 13.2 Who manages access to the Common grazing land?

Value	Label	Cases	Percentage
Sysmiss		286	

Warning: these figures indicate the number of cases found in the data file. They cannot be interpreted as summary statistics of the population of interest.

s2a_q13_3_1: 13.3 Has there been problem of encroachment over this Common grazing land during

Information	[Type= discrete] [Format=numeric] [Range= 1-2] [Missing=*]
Statistics [NW/ W]	[Valid=21 /-] [Invalid=286 /-]

Value	Label	Cases	Percentage
1	YES	3	14.3%
2	NO	18	85.7%
Sysmiss		286	

Warning: these figures indicate the number of cases found in the data file. They cannot be interpreted as summary statistics of the population of interest.

s2a_q13_4_1: 13.4 Has there been any use related dispute over the Common grazing land during

Information	[Type= discrete] [Format=numeric] [Range= 1-2] [Missing=*]
Statistics [NW/ W]	[Valid=21 /-] [Invalid=286 /-]

Value	Label	Cases	Percentage
1	YES	4	19.0%
2	NO	17	81.0%
Sysmiss		286	

Warning: these figures indicate the number of cases found in the data file. They cannot be interpreted as summary statistics of the population of interest.

s2a_q13_1_2: 13.1 Does this village have Common forest land?

Information	[Type= discrete] [Format=numeric] [Range= 1-2] [Missing=*]
Statistics [NW/ W]	[Valid=285 /-] [Invalid=22 /-]

Value	Label	Cases	Percentage
1	YES	4	1.4%
2	NO	281	98.6%
Sysmiss		22	

Warning: these figures indicate the number of cases found in the data file. They cannot be interpreted as summary statistics of the population of interest.

s2a_q13_2_2: 13.2 Who manages access to the Common forest land?

Information	[Type= discrete] [Format=numeric] [Range= 1-96] [Missing=*]
Statistics [NW/ W]	[Valid=4 /-] [Invalid=303 /-]

Value	Label	Cases	Percentage
1	Village Elders	0	
2	Village Council	2	50.0%
3	District Council	1	25.0%
4	Government	1	25.0%
96	Other (specify)	0	
Sysmiss		303	

Warning: these figures indicate the number of cases found in the data file. They cannot be interpreted as summary statistics of the population of interest.

s2a_q13_3_2: 13.3 Has there been problem of encroachment over this Common forest land during

Information	[Type= discrete] [Format=numeric] [Range= 1-2] [Missing=*]
Statistics [NW/ W]	[Valid=4 /-] [Invalid=303 /-]

File : CSEC2A**# s2a_q13_3_2: 13.3 Has there been problem of encroachment over this Common forest land during**

Value	Label	Cases	Percentage
1	YES	0	
2	NO	4	<div></div> 100.0%
Sysmiss		303	

Warning: these figures indicate the number of cases found in the data file. They cannot be interpreted as summary statistics of the population of interest.

s2a_q13_4_2: 13.4 Has there been any use related dispute over the Common forest land during t

Information	[Type= discrete] [Format=numeric] [Range= 1-2] [Missing=*]
Statistics [NW/ W]	[Valid=4 /-] [Invalid=303 /-]

Value	Label	Cases	Percentage
1	YES	1	<div></div> 25.0%
2	NO	3	<div></div> 75.0%
Sysmiss		303	

Warning: these figures indicate the number of cases found in the data file. They cannot be interpreted as summary statistics of the population of interest.

File : CSEC2B

Final_EA_code: Enumeration Area Unique identifier

Information [Type= discrete] [Format=character] [Missing=*]

Statistics [NW/ W] [Valid=307 /-] [Invalid=0 /-]

Value	Label	Cases	Percentage
101204020501		1	0.3%
102101040201		1	0.3%
102101080210		1	0.3%
102102020513		1	0.3%
102102050406		1	0.3%
102102060108		1	0.3%
102102080506		1	0.3%
102103010916		1	0.3%
102103041252		1	0.3%
102103050203		1	0.3%
102103050439		1	0.3%
102103060631		1	0.3%
102103080303		1	0.3%
102103120844		1	0.3%
102104010236		1	0.3%
102104020103		1	0.3%
102104020313		1	0.3%
102104081332		1	0.3%
102104163014		1	0.3%
102104190357		1	0.3%
102105010613		1	0.3%
102105030701		1	0.3%
102105040650		1	0.3%
102105100433		1	0.3%
102105130528		1	0.3%
102105150507		1	0.3%
103105050501		1	0.3%
103107020109		1	0.3%
104102040606		1	0.3%
104104030820		1	0.3%
104105040311		1	0.3%
104208040401		1	0.3%
105105020108		1	0.3%
106101010605		1	0.3%
106101090206		1	0.3%
106106060103		1	0.3%
107202060102		1	0.3%
107302030503		1	0.3%
107305070203		1	0.3%
107402030203		1	0.3%
107403060301		1	0.3%

File : CSEC2B

Final_EA_code: Enumeration Area Unique identifier

Value	Label	Cases	Percentage
108106030909		1	0.3%
108301010115		1	0.3%
108301050512		1	0.3%
110203060109		1	0.3%
110204010703		1	0.3%
110206030911		1	0.3%
110207040309		1	0.3%
110305010603		1	0.3%
110306010205		1	0.3%
111102010811		1	0.3%
111202040320		1	0.3%
111202061528		1	0.3%
112102030202		1	0.3%
112104021001		1	0.3%
112204030107		1	0.3%
113105040201		1	0.3%
113105050532		1	0.3%
113111020505		1	0.3%
113113020418		1	0.3%
113113060242		1	0.3%
113301010130		1	0.3%
113301050411		1	0.3%
113406060107		1	0.3%
113604010110		1	0.3%
115103020402		1	0.3%
115104030401		1	0.3%
115202070303		1	0.3%
115206030602		1	0.3%
115303040507		1	0.3%
115303050716		1	0.3%
116102050101		1	0.3%
117106050206		1	0.3%
117201050401		1	0.3%
117202080201		1	0.3%
117301041130		1	0.3%
117301041137		1	0.3%
117302030901		1	0.3%
117302060527		1	0.3%
118101041020		1	0.3%
119104030404		1	0.3%
120106010101		1	0.3%
122102060404		1	0.3%
122105020311		1	0.3%

File : CSEC2B

Final_EA_code: Enumeration Area Unique identifier

Value	Label	Cases	Percentage
122106021812		1	0.3%
123110030105		1	0.3%
124101050211		1	0.3%
124101050312		1	0.3%
124103021620		1	0.3%
124104040103		1	0.3%
124107010620		1	0.3%
124108021108		1	0.3%
125105010702		1	0.3%
201203010310		1	0.3%
201206020507		1	0.3%
201210090210		1	0.3%
202205030602		1	0.3%
203202030310		1	0.3%
203202040303		1	0.3%
203301010111		1	0.3%
204101030213		1	0.3%
204102040514		1	0.3%
204203010514		1	0.3%
204301010302		1	0.3%
204301020206		1	0.3%
204301030308		1	0.3%
204302051318		1	0.3%
205101020309		1	0.3%
205101030109		1	0.3%
205107030213		1	0.3%
207104010604		1	0.3%
208102140202		1	0.3%
208107130101		1	0.3%
208202080102		1	0.3%
209201010506		1	0.3%
210306040101		1	0.3%
210306040102		1	0.3%
211105030205		1	0.3%
211106070404		1	0.3%
211107030208		1	0.3%
212104030611		1	0.3%
212105040709		1	0.3%
212202010105		1	0.3%
212305020404		1	0.3%
214101040303		1	0.3%
214101060404		1	0.3%
214102020611		1	0.3%

File : CSEC2B

Final_EA_code: Enumeration Area Unique identifier

Value	Label	Cases	Percentage
214108010504		1	0.3%
214113010305		1	0.3%
214114030515		1	0.3%
215109020818		1	0.3%
215115020203		1	0.3%
215120020808		1	0.3%
216202030604		1	0.3%
218103021305		1	0.3%
218115040101		1	0.3%
219103120104		1	0.3%
219103170202		1	0.3%
221109020302		1	0.3%
221109050505		1	0.3%
222111021102		1	0.3%
223108100606		1	0.3%
223120020410		1	0.3%
223121010401		1	0.3%
223121030202		1	0.3%
223126011515		1	0.3%
223128010204		1	0.3%
223135040509		1	0.3%
224105051111		1	0.3%
225103041522		1	0.3%
225114032604		1	0.3%
226101010214		1	0.3%
226102050810		1	0.3%
226104040305		1	0.3%
226105051005		1	0.3%
228102030405		1	0.3%
229104021009		1	0.3%
230105010304		1	0.3%
230105040506		1	0.3%
230109050511		1	0.3%
232101040606		1	0.3%
232203040502		1	0.3%
302101021503		1	0.3%
302201050803		1	0.3%
302204050508		1	0.3%
302205050202		1	0.3%
302303070505		1	0.3%
303201020510		1	0.3%
303202060606		1	0.3%
303204050605		1	0.3%

File : CSEC2B

Final_EA_code: Enumeration Area Unique identifier

Value	Label	Cases	Percentage
303402040806		1	0.3%
303404010207		1	0.3%
303404030404		1	0.3%
303405070316		1	0.3%
303405071314		1	0.3%
303503041111		1	0.3%
303504020504		1	0.3%
304102010107		1	0.3%
304204020110		1	0.3%
304301040405		1	0.3%
306201010103		1	0.3%
306203010305		1	0.3%
306204010301		1	0.3%
306204020605		1	0.3%
307108020605		1	0.3%
307108030304		1	0.3%
307108030708		1	0.3%
307108030908		1	0.3%
307202030201		1	0.3%
308102060619		1	0.3%
309103050101		1	0.3%
309104050403		1	0.3%
309204060609		1	0.3%
310102021618		1	0.3%
310202030204		1	0.3%
310306030909		1	0.3%
310306040802		1	0.3%
310306041001		1	0.3%
311102010107		1	0.3%
311103020202		1	0.3%
311105051111		1	0.3%
311202010102		1	0.3%
312105020216		1	0.3%
313102050501		1	0.3%
313104010108		1	0.3%
314101030304		1	0.3%
314103040301		1	0.3%
314105010202		1	0.3%
315105030209		1	0.3%
317101010205		1	0.3%
317103020201		1	0.3%
317107051210		1	0.3%
318102020202		1	0.3%

File : CSEC2B

Final_EA_code: Enumeration Area Unique identifier

Value	Label	Cases	Percentage
318103020406		1	0.3%
318112010303		1	0.3%
318114020701		1	0.3%
318116050101		1	0.3%
319105080306		1	0.3%
319107020203		1	0.3%
319203030409		1	0.3%
320102020601		1	0.3%
320102040601		1	0.3%
320108080103		1	0.3%
321103040514		1	0.3%
321105050214		1	0.3%
321106010504		1	0.3%
321107061709		1	0.3%
322108020610		1	0.3%
322111041206		1	0.3%
323104030201		1	0.3%
323106040915		1	0.3%
323108030411		1	0.3%
324101011403		1	0.3%
324104010503		1	0.3%
325101020514		1	0.3%
325103060113		1	0.3%
325103060210		1	0.3%
325107010301		1	0.3%
327103030510		1	0.3%
327106020513		1	0.3%
329106020616		1	0.3%
330107010101		1	0.3%
330110010403		1	0.3%
402208050714		1	0.3%
402210030714		1	0.3%
403101020501		1	0.3%
403105050205		1	0.3%
403201020515		1	0.3%
403301030215		1	0.3%
404102030405		1	0.3%
404207040904		1	0.3%
404403030304		1	0.3%
405104020509		1	0.3%
405203030403		1	0.3%
405211011114		1	0.3%
405301040904		1	0.3%

File : CSEC2B

Final_EA_code: Enumeration Area Unique identifier

Value	Label	Cases	Percentage
405302030405		1	0.3%
406108040102		1	0.3%
406201020310		1	0.3%
406210060603		1	0.3%
406212010207		1	0.3%
406303070608		1	0.3%
407106021906		1	0.3%
408102011215		1	0.3%
408112020621		1	0.3%
408113040517		1	0.3%
409101040104		1	0.3%
409203050902		1	0.3%
409301030405		1	0.3%
410101040507		1	0.3%
410201010654		1	0.3%
410201010733		1	0.3%
410303060103		1	0.3%
411203020101		1	0.3%
411302020404		1	0.3%
411402020404		1	0.3%
411403030809		1	0.3%
412103070506		1	0.3%
412201070408		1	0.3%
412203040507		1	0.3%
414116010603		1	0.3%
415105020404		1	0.3%
415106081213		1	0.3%
415110040403		1	0.3%
415114070301		1	0.3%
415115040706		1	0.3%
417102010602		1	0.3%
417103010710		1	0.3%
417107030404		1	0.3%
417109040205		1	0.3%
417201010905		1	0.3%
417202010210		1	0.3%
418104030103		1	0.3%
418201020305		1	0.3%
418202010203		1	0.3%
418209070214		1	0.3%
419204020202		1	0.3%
420107040304		1	0.3%
420108030901		1	0.3%

File : CSEC2B

Final_EA_code: Enumeration Area Unique identifier

Value	Label	Cases	Percentage
422102010506		1	0.3%
422107010808		1	0.3%
423110010602		1	0.3%
424105020201		1	0.3%
426202040101		1	0.3%
427202040214		1	0.3%
428111030515		1	0.3%
432205040203		1	0.3%

Warning: these figures indicate the number of cases found in the data file. They cannot be interpreted as summary statistics of the population of interest.

interview__id: Unique 32-character long identifier of the interview

Information	[Type= discrete] [Format=character] [Missing=*]
Statistics [NW/ W]	[Valid=307 /-] [Invalid=0 /-]

Value	Label	Cases	Percentage
05a0fe0e9f714c0t		1	0.3%
05f078de3c20400		1	0.3%
07ae8f7297234ae		1	0.3%
0878b9ca320646c		1	0.3%
098b64d5f62d444		1	0.3%
09bfa283100c462		1	0.3%
0aee3535b7234e0		1	0.3%
0b08b47250b441c		1	0.3%
0c7be6801de643e		1	0.3%
0d07cf9a197b4ea		1	0.3%
0d35d167e05a48c		1	0.3%
0e0a6e4e61be4e8		1	0.3%
0f26d7f7b06f4b9		1	0.3%
103ae2d40d654ba		1	0.3%
104d7f9eb5cc429		1	0.3%
1058921f8e3e471		1	0.3%
10e47f214cb7482		1	0.3%
1124288a21f7429		1	0.3%
11324295e37b4bc		1	0.3%
120745e30ae2426		1	0.3%
14b0a6db23fb42a		1	0.3%
14c013df40e448d		1	0.3%
1559b44962074f1		1	0.3%
15d825f70832453		1	0.3%
15daaf897d21429		1	0.3%
165176d72b6e412		1	0.3%
179be7cbf9884e0		1	0.3%
17ad285d62d7495		1	0.3%
18cad48cbad4438		1	0.3%
19e17412e1bb43c		1	0.3%

File : CSEC2B

interview__id: Unique 32-character long identifier of the interview

Value	Label	Cases	Percentage
1a7113db20214df		1	0.3%
1abf78b9247749b		1	0.3%
1b8cc2c21714481		1	0.3%
1d1c39bd455d40e		1	0.3%
1eb5ffb1eeb14468		1	0.3%
1f82d12a97c5472		1	0.3%
1f9751e8115d473		1	0.3%
20b3dc70a2ef47ff		1	0.3%
22079ff2853f489c		1	0.3%
22305ac5a3e1460		1	0.3%
2298e1b9396042c		1	0.3%
23f6bb268b504e5		1	0.3%
24dff56428de471e		1	0.3%
2687e3cb2fe0474		1	0.3%
26be7462ce5e43d		1	0.3%
26eef9075b7349a		1	0.3%
26f0c6653b8b4c1		1	0.3%
293ecee7a80a482		1	0.3%
29cc9b2639524c4		1	0.3%
2b8544e9cb7347f		1	0.3%
2bc65237da7d4f7		1	0.3%
2bea2c4985dd4f4		1	0.3%
2c2b89bb4ed2475		1	0.3%
2c4950efbc4f485c		1	0.3%
2c5000cc7fa54dbb		1	0.3%
2c7dff734efc4ccb		1	0.3%
2c8f787219df44a8		1	0.3%
2d21136097a4458		1	0.3%
2f0258e282264dd		1	0.3%
2f3dadda9c4d49b		1	0.3%
303f41c72565478		1	0.3%
30b9d5e1f9fe43dc		1	0.3%
30fa92d582c34ff8		1	0.3%
312a435313e240e		1	0.3%
31a3f66b5452449		1	0.3%
32bb43e6ccef4255		1	0.3%
333db34cb097445		1	0.3%
34533291de9b4e3		1	0.3%
349edf6fc6cb49dc		1	0.3%
34efbcd896549f7		1	0.3%
362ff1525f0b427c		1	0.3%
369a2e686b0641f		1	0.3%
37c7d386630e44f		1	0.3%

File : CSEC2B

interview__id: Unique 32-character long identifier of the interview

Value	Label	Cases	Percentage
391f45ad2d3548e		1	0.3%
39627200a32c462		1	0.3%
39e38a8716404f4		1	0.3%
3a542ba2ee9a46d		1	0.3%
3ac09195350c451		1	0.3%
3b3c7af2481243f		1	0.3%
3ce08aeb981a41a		1	0.3%
3cf0a1fa46ae4682		1	0.3%
3d61703566614f4		1	0.3%
3f41cdc7f4484a90		1	0.3%
40927a9f8da44e0		1	0.3%
41d507da42f24fa		1	0.3%
44c8e8b546fa4e9		1	0.3%
4582b29c263744c		1	0.3%
45e2495043be477		1	0.3%
468987393fd4448		1	0.3%
46bc8364e56f4e2		1	0.3%
481f3d44d4074b5		1	0.3%
49123f99dd9b486		1	0.3%
4936d20fd0be487		1	0.3%
49d2684cbd464ee		1	0.3%
4af38353df164c5		1	0.3%
4b07af9a7bac483		1	0.3%
4b14fdfdc4154af5		1	0.3%
4dd40973252a4df		1	0.3%
4e6fd738620241a		1	0.3%
50a0e9476f3f494		1	0.3%
51986b54676d4e3		1	0.3%
527a88628b1c424		1	0.3%
5300060198c04c3		1	0.3%
53fa8063d7db498		1	0.3%
54d04063673a4a7		1	0.3%
559f5482d2fa4c7		1	0.3%
55b84b9565e6420		1	0.3%
56225232b30346		1	0.3%
57061e3264f8499		1	0.3%
58cf916082f84b1		1	0.3%
58d95fc30734424		1	0.3%
59accfcd4d542a2		1	0.3%
5a30e64718014fc		1	0.3%
5b2bb8ba8da5434		1	0.3%
5b3c6ba74736462		1	0.3%
5c104965b505425		1	0.3%

File : CSEC2B

interview__id: Unique 32-character long identifier of the interview

Value	Label	Cases	Percentage
5c166c1642f340b		1	0.3%
5ed8795ec990433		1	0.3%
5f625ed846014f1		1	0.3%
5f9671150b6c4d8		1	0.3%
5f9c80627104486		1	0.3%
5fd0f31f330a49a7		1	0.3%
608bfd2bd5f8412		1	0.3%
61dc08d3c51a46b		1	0.3%
61e4b68c15e0457		1	0.3%
62af21468f5b4edl		1	0.3%
62f01c4bc6cf48c7		1	0.3%
63ef3bf75fef4be6		1	0.3%
645e8f52e0284da		1	0.3%
652892d80eef4dc		1	0.3%
6576b15a95a0431		1	0.3%
6596c2921b4f49f		1	0.3%
65e342045671412		1	0.3%
663e019dae8f42e		1	0.3%
664e98a3af9c465		1	0.3%
67ac1b9b59384c0		1	0.3%
67d77e0fbf754e2		1	0.3%
68984e8f107b4fc1		1	0.3%
68b87f690c5e4d4		1	0.3%
69fdbce170a3499		1	0.3%
6aac54099d5446c		1	0.3%
6be18dc7379a4d8		1	0.3%
6cb2e1bf1182402		1	0.3%
6d561d7e1bb34b0		1	0.3%
6d6546ea45a24cc		1	0.3%
6e7a08685b68404		1	0.3%
6ec8cecb648e4b6		1	0.3%
6fb3d5bdc87496		1	0.3%
712dd05dfdf54bc		1	0.3%
73b6584e55df47e		1	0.3%
73edb914e5ec4a6		1	0.3%
74879a94288749c		1	0.3%
75df2b5c7d6b492		1	0.3%
76a347dba3c945d		1	0.3%
77b63a2a3a5846c		1	0.3%
78b1f1144ce740d		1	0.3%
7934cfadf18a4020		1	0.3%
7a92a755edec4d6		1	0.3%
7af284e10f40460		1	0.3%

File : CSEC2B

interview__id: Unique 32-character long identifier of the interview

Value	Label	Cases	Percentage
7b71511069ca41c		1	0.3%
7b91ac7196d446f		1	0.3%
7ceaac984dc4433		1	0.3%
7f25311583624b7		1	0.3%
80c5e48699bc48b		1	0.3%
81def38cfed24edc		1	0.3%
81f2300746cc4b0		1	0.3%
824efbe20846431		1	0.3%
825a4d9c10674fb		1	0.3%
82e2ee46332f4f5c		1	0.3%
865a0a2dd0d442a		1	0.3%
87d1a29404f2409		1	0.3%
8b2193d437e6485		1	0.3%
8c60b24c5d69455		1	0.3%
8da56015c708420		1	0.3%
8ed0e75643204d2		1	0.3%
8f69cfcd9bea4a2a		1	0.3%
909b86e277fe480		1	0.3%
91e89e7118c041f		1	0.3%
92722375ee7a482		1	0.3%
93268921598f4e9		1	0.3%
942d21651db145e		1	0.3%
94a28a335ad8409		1	0.3%
94ae3c15a2df4270		1	0.3%
94d6a92de2aa418		1	0.3%
94e8fb8cab7846d		1	0.3%
977cf8b59c214cd		1	0.3%
9836e079cdd949e		1	0.3%
987cf3a3f3f04a53		1	0.3%
989fa310b635456		1	0.3%
98c92ebc81274b4		1	0.3%
98ff8b8f6835485f		1	0.3%
991ea35afb8c4a5b		1	0.3%
9ae38f33171f4fb8		1	0.3%
9b29a92d6753467		1	0.3%
9c42c15316c0441		1	0.3%
9c877a6abcc44e2		1	0.3%
9ecbe56df9f249d3		1	0.3%
9ef24898f0e04e6f		1	0.3%
a03a17e845b8444		1	0.3%
a0525377534b48f		1	0.3%
a221543631f5448		1	0.3%
a29bda3a56964ba		1	0.3%

File : CSEC2B

interview__id: Unique 32-character long identifier of the interview

Value	Label	Cases	Percentage
a3908ba3b92f4fe1		1	0.3%
a4729f20438e493		1	0.3%
a5e08a9b2416439		1	0.3%
a93651e6ad8d4de		1	0.3%
a9b092b3952f4ec		1	0.3%
aeefbdde40724ba		1	0.3%
b00970f7c1fd483		1	0.3%
b0b5ef4a81ee422		1	0.3%
b0cd107e76604c5		1	0.3%
b105a36a56b84f6		1	0.3%
b136b27d911942		1	0.3%
b137ae14a69249f		1	0.3%
b2e36352f5d9409		1	0.3%
b330812745fa4e7		1	0.3%
b341d8d4669945		1	0.3%
b4251f797f5f478		1	0.3%
b562c88957c5417		1	0.3%
b59699570a7a45a		1	0.3%
b60db776f7044c0		1	0.3%
b6beade8c2fb4ba		1	0.3%
b6c120c8e36f4d4		1	0.3%
b71b6b7c544e41f		1	0.3%
b92db033a86e4ab		1	0.3%
bad2132fae8a424		1	0.3%
bb6db2bb7e894ee		1	0.3%
bb91dac00ca941a		1	0.3%
bbb3f63e02a24e3		1	0.3%
bbd5aebfc1a54cfe		1	0.3%
bcc6e03bb2a5433		1	0.3%
bcf4623a365e435		1	0.3%
bfade52afbbe499		1	0.3%
bfc868c5c591428		1	0.3%
c015bae305344f9		1	0.3%
c14a86da4ace406		1	0.3%
c1a22955cf934b9		1	0.3%
c208d41946924e2		1	0.3%
c2a083238ac94fc		1	0.3%
c3356144806643		1	0.3%
c40d2554992447		1	0.3%
c5a985e708a7459		1	0.3%
c7bcab112852484		1	0.3%
c997c4379310457		1	0.3%
c9f3e3b01148416		1	0.3%

File : CSEC2B

interview__id: Unique 32-character long identifier of the interview

Value	Label	Cases	Percentage
ca4736d2f7a74a89		1	0.3%
caa6f80f888744d0		1	0.3%
cbe3a418c67c437		1	0.3%
cc8047dc8a484aa		1	0.3%
cd1474d77fac421		1	0.3%
ce05dd69d60e43e		1	0.3%
ce31748c847d40a		1	0.3%
cedfce2c57e641d1		1	0.3%
d091d72bf34743f		1	0.3%
d4b645c8dabe4a1		1	0.3%
d4e9ef0dc2b74bf2		1	0.3%
d56d66a6c7584c2		1	0.3%
d63a27ac1a6d4af3		1	0.3%
d63ba4eb8a1c4a0		1	0.3%
d6aa486f005240b		1	0.3%
d7b1236aabb94f6		1	0.3%
d7df893335d04af		1	0.3%
d84f5f9e3a694d3c		1	0.3%
d8e480e0083545f		1	0.3%
d983e831143f41a		1	0.3%
da5e5ab5a00e480		1	0.3%
da7a73e6a465427		1	0.3%
db979bdcd2e148f		1	0.3%
dc1776a9a0e14f4		1	0.3%
dda5335ce205431		1	0.3%
df04ee2c0e3a4107		1	0.3%
dfbc222d6117426		1	0.3%
e106494d0ae84f2		1	0.3%
e23a30e088d1453		1	0.3%
e24222c61b9f456		1	0.3%
e282714b05cb42t		1	0.3%
e3166e34b04d473		1	0.3%
e4d52a1c0a1148d		1	0.3%
e4ddc650064a4c0		1	0.3%
e614b8ae67d44c8		1	0.3%
e61b5559a1b4404		1	0.3%
e6d0819875ec42e		1	0.3%
e77d4f6292d2475		1	0.3%
e86a2ea031ca4f9c		1	0.3%
e8b86f9566254e7		1	0.3%
e90883e23667495		1	0.3%
e9acfec9f50e43a8		1	0.3%
e9e027640d2a450		1	0.3%

File : CSEC2B

interview__id: Unique 32-character long identifier of the interview

Value	Label	Cases	Percentage
e9ee6e0d15b54db		1	<div></div> 0.3%
eb8f3695097d4ec		1	<div></div> 0.3%
ebb0b322a786451		1	<div></div> 0.3%
ed628650c92d451		1	<div></div> 0.3%
ee245be814ce483		1	<div></div> 0.3%
ef0a2c1050d9446		1	<div></div> 0.3%
f11ff6935d374a37		1	<div></div> 0.3%
f2753e0a1ee1407f		1	<div></div> 0.3%
f310f9362b1e429f		1	<div></div> 0.3%
f4f37a3e35c44dc4		1	<div></div> 0.3%
f7c8666f68b2434f		1	<div></div> 0.3%
fa6d43e574104db		1	<div></div> 0.3%
fad0449bb4f0427f		1	<div></div> 0.3%
fbdb75a9b0ab4f6f		1	<div></div> 0.3%
fc8c4458e87f4d7f		1	<div></div> 0.3%
fd96d6f934ab457f		1	<div></div> 0.3%
fe36e5eff69c4cb2		1	<div></div> 0.3%
ff38ebd77e0b421f		1	<div></div> 0.3%
ffc83c8361694f8c		1	<div></div> 0.3%

Warning: these figures indicate the number of cases found in the data file. They cannot be interpreted as summary statistics of the population of interest.

s2bq09: What is the most commonly used type of health facility for selected category

Information	[Type= discrete] [Format=numeric] [Range= 1-5] [Missing=*]		
Statistics [NW/ W]	[Valid=285 -/] [Invalid=22 -/]		
Value	Label	Cases	Percentage
1	Govt Health Centre	232	<div></div> 81.4%
2	Govt Hospital	27	<div></div> 9.5%
3	Private (NGO) clinic	21	<div></div> 7.4%
4	Private hospital	4	<div></div> 1.4%
5	Pharmacy	1	<div></div> 0.4%
Sysmiss		22	

Warning: these figures indicate the number of cases found in the data file. They cannot be interpreted as summary statistics of the population of interest.

s2bq10: Are patients well received in the health facility?

Information	[Type= discrete] [Format=numeric] [Range= 1-2] [Missing=*]		
Statistics [NW/ W]	[Valid=285 -/] [Invalid=22 -/]		
Value	Label	Cases	Percentage
1	Yes	258	<div></div> 90.5%
2	No	27	<div></div> 9.5%
Sysmiss		22	

Warning: these figures indicate the number of cases found in the data file. They cannot be interpreted as summary statistics of the population of interest.

s2bq11a: Is it easy for patients to find Reception?

Information	[Type= discrete] [Format=numeric] [Range= 1-2] [Missing=*]		
Statistics [NW/ W]	[Valid=285 -/] [Invalid=22 -/]		

File : CSEC2B

s2bq11a: Is it easy for patients to find Reception?

Value	Label	Cases	Percentage
1	Yes	265	<div><div></div></div> 93.0%
2	No	20	<div><div></div></div> 7.0%
Sysmiss		22	

Warning: these figures indicate the number of cases found in the data file. They cannot be interpreted as summary statistics of the population of interest.

s2bq11b: Is it easy for patients to find Information and instructions?

Information	[Type= discrete] [Format=numeric] [Range= 1-2] [Missing=*]
Statistics [NW/ W]	[Valid=285 /-] [Invalid=22 /-]

Value	Label	Cases	Percentage
1	Yes	262	<div><div></div></div> 91.9%
2	No	23	<div><div></div></div> 8.1%
Sysmiss		22	

Warning: these figures indicate the number of cases found in the data file. They cannot be interpreted as summary statistics of the population of interest.

s2bq11c: Is it easy for patients to find Flow of care?

Information	[Type= discrete] [Format=numeric] [Range= 1-2] [Missing=*]
Statistics [NW/ W]	[Valid=285 /-] [Invalid=22 /-]

Value	Label	Cases	Percentage
1	Yes	236	<div><div></div></div> 82.8%
2	No	49	<div><div></div></div> 17.2%
Sysmiss		22	

Warning: these figures indicate the number of cases found in the data file. They cannot be interpreted as summary statistics of the population of interest.

s2bq11d: Is it easy for patients to find Sign posts?

Information	[Type= discrete] [Format=numeric] [Range= 1-2] [Missing=*]
Statistics [NW/ W]	[Valid=285 /-] [Invalid=22 /-]

Value	Label	Cases	Percentage
1	Yes	243	<div><div></div></div> 85.3%
2	No	42	<div><div></div></div> 14.7%
Sysmiss		22	

Warning: these figures indicate the number of cases found in the data file. They cannot be interpreted as summary statistics of the population of interest.

s2bq12__1: How are patients normally handled/ treated by the health staff?:With Respect

Information	[Type= discrete] [Format=numeric] [Range= 1-2] [Missing=*]
Statistics [NW/ W]	[Valid=285 /-] [Invalid=22 /-]

Value	Label	Cases	Percentage
1	Yes	226	<div><div></div></div> 79.3%
2	No	59	<div><div></div></div> 20.7%
Sysmiss		22	

Warning: these figures indicate the number of cases found in the data file. They cannot be interpreted as summary statistics of the population of interest.

s2bq12__2: How are patients normally handled/ treated by the health staff?:Easing of fear a

Information	[Type= discrete] [Format=numeric] [Range= 1-2] [Missing=*]
Statistics [NW/ W]	[Valid=285 /-] [Invalid=22 /-]

File : CSEC2B

s2bq12__2: How are patients normally handled/ treated by the health staff?:Easing of fear a

Value	Label	Cases	Percentage
1	Yes	156	<div><div></div></div> 54.7%
2	No	129	<div><div></div></div> 45.3%
Sysmiss		22	

Warning: these figures indicate the number of cases found in the data file. They cannot be interpreted as summary statistics of the population of interest.

s2bq12__3: How are patients normally handled/ treated by the health staff?:Privacy and conf

Information	[Type= discrete] [Format=numeric] [Range= 1-2] [Missing=*]
Statistics [NW/ W]	[Valid=285 /-] [Invalid=22 /-]

Value	Label	Cases	Percentage
1	Yes	203	<div><div></div></div> 71.2%
2	No	82	<div><div></div></div> 28.8%
Sysmiss		22	

Warning: these figures indicate the number of cases found in the data file. They cannot be interpreted as summary statistics of the population of interest.

s2bq12__4: How are patients normally handled/ treated by the health staff?:Clientâ€™s expecta

Information	[Type= discrete] [Format=numeric] [Range= 1-2] [Missing=*]
Statistics [NW/ W]	[Valid=285 /-] [Invalid=22 /-]

Value	Label	Cases	Percentage
1	Yes	65	<div><div></div></div> 22.8%
2	No	220	<div><div></div></div> 77.2%
Sysmiss		22	

Warning: these figures indicate the number of cases found in the data file. They cannot be interpreted as summary statistics of the population of interest.

s2bq12__5: How are patients normally handled/ treated by the health staff?:Disrespectful

Information	[Type= discrete] [Format=numeric] [Range= 1-2] [Missing=*]
Statistics [NW/ W]	[Valid=285 /-] [Invalid=22 /-]

Value	Label	Cases	Percentage
1	Yes	15	<div><div></div></div> 5.3%
2	No	270	<div><div></div></div> 94.7%
Sysmiss		22	

Warning: these figures indicate the number of cases found in the data file. They cannot be interpreted as summary statistics of the population of interest.

s2bq12__6: How are patients normally handled/ treated by the health staff?:Negligence

Information	[Type= discrete] [Format=numeric] [Range= 1-2] [Missing=*]
Statistics [NW/ W]	[Valid=285 /-] [Invalid=22 /-]

Value	Label	Cases	Percentage
1	Yes	32	<div><div></div></div> 11.2%
2	No	253	<div><div></div></div> 88.8%
Sysmiss		22	

Warning: these figures indicate the number of cases found in the data file. They cannot be interpreted as summary statistics of the population of interest.

s2bq12__96: How are patients normally handled/ treated by the health staff?:Other (specify)

Information	[Type= discrete] [Format=numeric] [Range= 1-2] [Missing=*]
Statistics [NW/ W]	[Valid=285 /-] [Invalid=22 /-]

File : CSEC2B

s2bq12__96: How are patients normally handled/ treated by the health staff?:Other (specify)

Value	Label	Cases	Percentage
1	Yes	1	0.4%
2	No	284	99.6%
Sysmiss		22	

Warning: these figures indicate the number of cases found in the data file. They cannot be interpreted as summary statistics of the population of interest.

s2bq13__1: Major concerns you have accessing services at the health facility: long distance

Information	[Type= discrete] [Format=numeric] [Range= 1-2] [Missing=*]
Statistics [NW/ W]	[Valid=285 /-] [Invalid=22 /-]

Value	Label	Cases	Percentage
1	Yes	141	49.5%
2	No	144	50.5%
Sysmiss		22	

Warning: these figures indicate the number of cases found in the data file. They cannot be interpreted as summary statistics of the population of interest.

s2bq13__2: Major concerns you have accessing services at the health facility: no transport

Information	[Type= discrete] [Format=numeric] [Range= 1-2] [Missing=*]
Statistics [NW/ W]	[Valid=285 /-] [Invalid=22 /-]

Value	Label	Cases	Percentage
1	Yes	95	33.3%
2	No	190	66.7%
Sysmiss		22	

Warning: these figures indicate the number of cases found in the data file. They cannot be interpreted as summary statistics of the population of interest.

s2bq13__3: Major concerns you have accessing services at the health facility: opening hours

Information	[Type= discrete] [Format=numeric] [Range= 1-2] [Missing=*]
Statistics [NW/ W]	[Valid=285 /-] [Invalid=22 /-]

Value	Label	Cases	Percentage
1	Yes	82	28.8%
2	No	203	71.2%
Sysmiss		22	

Warning: these figures indicate the number of cases found in the data file. They cannot be interpreted as summary statistics of the population of interest.

s2bq13__4: Major concerns you have accessing services at the health facility: long waiting

Information	[Type= discrete] [Format=numeric] [Range= 1-2] [Missing=*]
Statistics [NW/ W]	[Valid=285 /-] [Invalid=22 /-]

Value	Label	Cases	Percentage
1	Yes	178	62.5%
2	No	107	37.5%
Sysmiss		22	

Warning: these figures indicate the number of cases found in the data file. They cannot be interpreted as summary statistics of the population of interest.

s2bq13__5: Major concerns you have accessing services at the health facility: no med/suppli

Information	[Type= discrete] [Format=numeric] [Range= 1-2] [Missing=*]
Statistics [NW/ W]	[Valid=285 /-] [Invalid=22 /-]

File : CSEC2B

s2bq13__5: Major concerns you have accessing services at the health facility: no med/suppli

Value	Label	Cases	Percentage
1	Yes	193	<div><div></div></div> 67.7%
2	No	92	<div><div></div></div> 32.3%
Sysmiss		22	

Warning: these figures indicate the number of cases found in the data file. They cannot be interpreted as summary statistics of the population of interest.

s2bq13__6: Major concerns you have accessing services at the health facility: expensive

Information	[Type= discrete] [Format=numeric] [Range= 1-2] [Missing=*]
Statistics [NW/ W]	[Valid=285 /-] [Invalid=22 /-]

Value	Label	Cases	Percentage
1	Yes	36	<div><div></div></div> 12.6%
2	No	249	<div><div></div></div> 87.4%
Sysmiss		22	

Warning: these figures indicate the number of cases found in the data file. They cannot be interpreted as summary statistics of the population of interest.

s2bq13__7: Major concerns you have accessing services at the health facility: culture relat

Information	[Type= discrete] [Format=numeric] [Range= 1-2] [Missing=*]
Statistics [NW/ W]	[Valid=285 /-] [Invalid=22 /-]

Value	Label	Cases	Percentage
1	Yes	6	<div><div></div></div> 2.1%
2	No	279	<div><div></div></div> 97.9%
Sysmiss		22	

Warning: these figures indicate the number of cases found in the data file. They cannot be interpreted as summary statistics of the population of interest.

s2bq13__8: Major concerns you have accessing services at the health facility: limited range

Information	[Type= discrete] [Format=numeric] [Range= 1-2] [Missing=*]
Statistics [NW/ W]	[Valid=285 /-] [Invalid=22 /-]

Value	Label	Cases	Percentage
1	Yes	136	<div><div></div></div> 47.7%
2	No	149	<div><div></div></div> 52.3%
Sysmiss		22	

Warning: these figures indicate the number of cases found in the data file. They cannot be interpreted as summary statistics of the population of interest.

s2bq13__96: Major concerns you have accessing services at the health facility: other

Information	[Type= discrete] [Format=numeric] [Range= 1-2] [Missing=*]
Statistics [NW/ W]	[Valid=285 /-] [Invalid=22 /-]

Value	Label	Cases	Percentage
1	Yes	22	<div><div></div></div> 7.7%
2	No	263	<div><div></div></div> 92.3%
Sysmiss		22	

Warning: these figures indicate the number of cases found in the data file. They cannot be interpreted as summary statistics of the population of interest.

s2bq14__1: How can these concerns be minimized?:Increase local access to government health

Information	[Type= discrete] [Format=numeric] [Range= 1-2] [Missing=*]
Statistics [NW/ W]	[Valid=285 /-] [Invalid=22 /-]

File : CSEC2B

s2bq14__1: How can these concerns be minimized?:Increase local access to government health

Value	Label	Cases	Percentage
1	Yes	146	<div><div></div></div> 51.2%
2	No	139	<div><div></div></div> 48.8%
Sysmiss		22	

Warning: these figures indicate the number of cases found in the data file. They cannot be interpreted as summary statistics of the population of interest.

s2bq14__2: How can these concerns be minimized?:Increase hours of operation at night

Information	[Type= discrete] [Format=numeric] [Range= 1-2] [Missing=*]
Statistics [NW/ W]	[Valid=285 /-] [Invalid=22 /-]

Value	Label	Cases	Percentage
1	Yes	70	<div><div></div></div> 24.6%
2	No	215	<div><div></div></div> 75.4%
Sysmiss		22	

Warning: these figures indicate the number of cases found in the data file. They cannot be interpreted as summary statistics of the population of interest.

s2bq14__3: How can these concerns be minimized?:Increase staff levels at local facilities

Information	[Type= discrete] [Format=numeric] [Range= 1-2] [Missing=*]
Statistics [NW/ W]	[Valid=285 /-] [Invalid=22 /-]

Value	Label	Cases	Percentage
1	Yes	131	<div><div></div></div> 46.0%
2	No	154	<div><div></div></div> 54.0%
Sysmiss		22	

Warning: these figures indicate the number of cases found in the data file. They cannot be interpreted as summary statistics of the population of interest.

s2bq14__4: How can these concerns be minimized?:Government subsidies for private medical ca

Information	[Type= discrete] [Format=numeric] [Range= 1-2] [Missing=*]
Statistics [NW/ W]	[Valid=285 /-] [Invalid=22 /-]

Value	Label	Cases	Percentage
1	Yes	74	<div><div></div></div> 26.0%
2	No	211	<div><div></div></div> 74.0%
Sysmiss		22	

Warning: these figures indicate the number of cases found in the data file. They cannot be interpreted as summary statistics of the population of interest.

s2bq14__5: How can these concerns be minimized?:Government subsidies for medicines/supplies

Information	[Type= discrete] [Format=numeric] [Range= 1-2] [Missing=*]
Statistics [NW/ W]	[Valid=285 /-] [Invalid=22 /-]

Value	Label	Cases	Percentage
1	Yes	127	<div><div></div></div> 44.6%
2	No	158	<div><div></div></div> 55.4%
Sysmiss		22	

Warning: these figures indicate the number of cases found in the data file. They cannot be interpreted as summary statistics of the population of interest.

s2bq14__6: How can these concerns be minimized?:Increased community involvement in maintain

Information	[Type= discrete] [Format=numeric] [Range= 1-2] [Missing=*]
Statistics [NW/ W]	[Valid=285 /-] [Invalid=22 /-]

File : CSEC2B

s2bq14__6: How can these concerns be minimized?:Increased community involvement in maintain

Value	Label	Cases	Percentage
1	Yes	44	<div><div></div></div> 15.4%
2	No	241	<div><div></div></div> 84.6%
Sysmiss		22	

Warning: these figures indicate the number of cases found in the data file. They cannot be interpreted as summary statistics of the population of interest.

s2bq14__7: How can these concerns be minimized?:Increase availability / functioning of ambu

Information	[Type= discrete] [Format=numeric] [Range= 1-2] [Missing=*]
Statistics [NW/ W]	[Valid=285 /-] [Invalid=22 /-]

Value	Label	Cases	Percentage
1	Yes	110	<div><div></div></div> 38.6%
2	No	175	<div><div></div></div> 61.4%
Sysmiss		22	

Warning: these figures indicate the number of cases found in the data file. They cannot be interpreted as summary statistics of the population of interest.

s2bq14__8: How can these concerns be minimized?:Sensitization campaigns related to health s

Information	[Type= discrete] [Format=numeric] [Range= 1-2] [Missing=*]
Statistics [NW/ W]	[Valid=285 /-] [Invalid=22 /-]

Value	Label	Cases	Percentage
1	Yes	88	<div><div></div></div> 30.9%
2	No	197	<div><div></div></div> 69.1%
Sysmiss		22	

Warning: these figures indicate the number of cases found in the data file. They cannot be interpreted as summary statistics of the population of interest.

s2bq14__96: How can these concerns be minimized?:Other

Information	[Type= discrete] [Format=numeric] [Range= 1-2] [Missing=*]
Statistics [NW/ W]	[Valid=285 /-] [Invalid=22 /-]

Value	Label	Cases	Percentage
1	Yes	57	<div><div></div></div> 20.0%
2	No	228	<div><div></div></div> 80.0%
Sysmiss		22	

Warning: these figures indicate the number of cases found in the data file. They cannot be interpreted as summary statistics of the population of interest.

File : CSEC2C

Final_EA_code: Enumeration Area Unique identifier

Information [Type= discrete] [Format=character] [Missing=*]

Statistics [NW/ W] [Valid=2763 /-] [Invalid=0 /-]

Value	Label	Cases	Percentage
101204020501		9	0.3%
102101040201		9	0.3%
102101080210		9	0.3%
102102020513		9	0.3%
102102050406		9	0.3%
102102060108		9	0.3%
102102080506		9	0.3%
102103010916		9	0.3%
102103041252		9	0.3%
102103050203		9	0.3%
102103050439		9	0.3%
102103060631		9	0.3%
102103080303		9	0.3%
102103120844		9	0.3%
102104010236		9	0.3%
102104020103		9	0.3%
102104020313		9	0.3%
102104081332		9	0.3%
102104163014		9	0.3%
102104190357		9	0.3%
102105010613		9	0.3%
102105030701		9	0.3%
102105040650		9	0.3%
102105100433		9	0.3%
102105130528		9	0.3%
102105150507		9	0.3%
103105050501		9	0.3%
103107020109		9	0.3%
104102040606		9	0.3%
104104030820		9	0.3%
104105040311		9	0.3%
104208040401		9	0.3%
105105020108		9	0.3%
106101010605		9	0.3%
106101090206		9	0.3%
106106060103		9	0.3%
107202060102		9	0.3%
107302030503		9	0.3%
107305070203		9	0.3%
107402030203		9	0.3%
107403060301		9	0.3%

File : CSEC2C

Final_EA_code: Enumeration Area Unique identifier

Value	Label	Cases	Percentage
108106030909		9	0.3%
108301010115		9	0.3%
108301050512		9	0.3%
110203060109		9	0.3%
110204010703		9	0.3%
110206030911		9	0.3%
110207040309		9	0.3%
110305010603		9	0.3%
110306010205		9	0.3%
111102010811		9	0.3%
111202040320		9	0.3%
111202061528		9	0.3%
112102030202		9	0.3%
112104021001		9	0.3%
112204030107		9	0.3%
113105040201		9	0.3%
113105050532		9	0.3%
113111020505		9	0.3%
113113020418		9	0.3%
113113060242		9	0.3%
113301010130		9	0.3%
113301050411		9	0.3%
113406060107		9	0.3%
113604010110		9	0.3%
115103020402		9	0.3%
115104030401		9	0.3%
115202070303		9	0.3%
115206030602		9	0.3%
115303040507		9	0.3%
115303050716		9	0.3%
116102050101		9	0.3%
117106050206		9	0.3%
117201050401		9	0.3%
117202080201		9	0.3%
117301041130		9	0.3%
117301041137		9	0.3%
117302030901		9	0.3%
117302060527		9	0.3%
118101041020		9	0.3%
119104030404		9	0.3%
120106010101		9	0.3%
122102060404		9	0.3%
122105020311		9	0.3%

File : CSEC2C

Final_EA_code: Enumeration Area Unique identifier

Value	Label	Cases	Percentage
122106021812		9	0.3%
123110030105		9	0.3%
124101050211		9	0.3%
124101050312		9	0.3%
124103021620		9	0.3%
124104040103		9	0.3%
124107010620		9	0.3%
124108021108		9	0.3%
125105010702		9	0.3%
201203010310		9	0.3%
201206020507		9	0.3%
201210090210		9	0.3%
202205030602		9	0.3%
203202030310		9	0.3%
203202040303		9	0.3%
203301010111		9	0.3%
204101030213		9	0.3%
204102040514		9	0.3%
204203010514		9	0.3%
204301010302		9	0.3%
204301020206		9	0.3%
204301030308		9	0.3%
204302051318		9	0.3%
205101020309		9	0.3%
205101030109		9	0.3%
205107030213		9	0.3%
207104010604		9	0.3%
208102140202		9	0.3%
208107130101		9	0.3%
208202080102		9	0.3%
209201010506		9	0.3%
210306040101		9	0.3%
210306040102		9	0.3%
211105030205		9	0.3%
211106070404		9	0.3%
211107030208		9	0.3%
212104030611		9	0.3%
212105040709		9	0.3%
212202010105		9	0.3%
212305020404		9	0.3%
214101040303		9	0.3%
214101060404		9	0.3%
214102020611		9	0.3%

File : CSEC2C

Final_EA_code: Enumeration Area Unique identifier

Value	Label	Cases	Percentage
214108010504		9	0.3%
214113010305		9	0.3%
214114030515		9	0.3%
215109020818		9	0.3%
215115020203		9	0.3%
215120020808		9	0.3%
216202030604		9	0.3%
218103021305		9	0.3%
218115040101		9	0.3%
219103120104		9	0.3%
219103170202		9	0.3%
221109020302		9	0.3%
221109050505		9	0.3%
222111021102		9	0.3%
223108100606		9	0.3%
223120020410		9	0.3%
223121010401		9	0.3%
223121030202		9	0.3%
223126011515		9	0.3%
223128010204		9	0.3%
223135040509		9	0.3%
224105051111		9	0.3%
225103041522		9	0.3%
225114032604		9	0.3%
226101010214		9	0.3%
226102050810		9	0.3%
226104040305		9	0.3%
226105051005		9	0.3%
228102030405		9	0.3%
229104021009		9	0.3%
230105010304		9	0.3%
230105040506		9	0.3%
230109050511		9	0.3%
232101040606		9	0.3%
232203040502		9	0.3%
302101021503		9	0.3%
302201050803		9	0.3%
302204050508		9	0.3%
302205050202		9	0.3%
302303070505		9	0.3%
303201020510		9	0.3%
303202060606		9	0.3%
303204050605		9	0.3%

File : CSEC2C

Final_EA_code: Enumeration Area Unique identifier

Value	Label	Cases	Percentage
303402040806		9	0.3%
303404010207		9	0.3%
303404030404		9	0.3%
303405070316		9	0.3%
303405071314		9	0.3%
303503041111		9	0.3%
303504020504		9	0.3%
304102010107		9	0.3%
304204020110		9	0.3%
304301040405		9	0.3%
306201010103		9	0.3%
306203010305		9	0.3%
306204010301		9	0.3%
306204020605		9	0.3%
307108020605		9	0.3%
307108030304		9	0.3%
307108030708		9	0.3%
307108030908		9	0.3%
307202030201		9	0.3%
308102060619		9	0.3%
309103050101		9	0.3%
309104050403		9	0.3%
309204060609		9	0.3%
310102021618		9	0.3%
310202030204		9	0.3%
310306030909		9	0.3%
310306040802		9	0.3%
310306041001		9	0.3%
311102010107		9	0.3%
311103020202		9	0.3%
311105051111		9	0.3%
311202010102		9	0.3%
312105020216		9	0.3%
313102050501		9	0.3%
313104010108		9	0.3%
314101030304		9	0.3%
314103040301		9	0.3%
314105010202		9	0.3%
315105030209		9	0.3%
317101010205		9	0.3%
317103020201		9	0.3%
317107051210		9	0.3%
318102020202		9	0.3%

File : CSEC2C

Final_EA_code: Enumeration Area Unique identifier

Value	Label	Cases	Percentage
318103020406		9	0.3%
318112010303		9	0.3%
318114020701		9	0.3%
318116050101		9	0.3%
319105080306		9	0.3%
319107020203		9	0.3%
319203030409		9	0.3%
320102020601		9	0.3%
320102040601		9	0.3%
320108080103		9	0.3%
321103040514		9	0.3%
321105050214		9	0.3%
321106010504		9	0.3%
321107061709		9	0.3%
322108020610		9	0.3%
322111041206		9	0.3%
323104030201		9	0.3%
323106040915		9	0.3%
323108030411		9	0.3%
324101011403		9	0.3%
324104010503		9	0.3%
325101020514		9	0.3%
325103060113		9	0.3%
325103060210		9	0.3%
325107010301		9	0.3%
327103030510		9	0.3%
327106020513		9	0.3%
329106020616		9	0.3%
330107010101		9	0.3%
330110010403		9	0.3%
402208050714		9	0.3%
402210030714		9	0.3%
403101020501		9	0.3%
403105050205		9	0.3%
403201020515		9	0.3%
403301030215		9	0.3%
404102030405		9	0.3%
404207040904		9	0.3%
404403030304		9	0.3%
405104020509		9	0.3%
405203030403		9	0.3%
405211011114		9	0.3%
405301040904		9	0.3%

File : CSEC2C

Final_EA_code: Enumeration Area Unique identifier

Value	Label	Cases	Percentage
405302030405		9	0.3%
406108040102		9	0.3%
406201020310		9	0.3%
406210060603		9	0.3%
406212010207		9	0.3%
406303070608		9	0.3%
407106021906		9	0.3%
408102011215		9	0.3%
408112020621		9	0.3%
408113040517		9	0.3%
409101040104		9	0.3%
409203050902		9	0.3%
409301030405		9	0.3%
410101040507		9	0.3%
410201010654		9	0.3%
410201010733		9	0.3%
410303060103		9	0.3%
411203020101		9	0.3%
411302020404		9	0.3%
411402020404		9	0.3%
411403030809		9	0.3%
412103070506		9	0.3%
412201070408		9	0.3%
412203040507		9	0.3%
414116010603		9	0.3%
415105020404		9	0.3%
415106081213		9	0.3%
415110040403		9	0.3%
415114070301		9	0.3%
415115040706		9	0.3%
417102010602		9	0.3%
417103010710		9	0.3%
417107030404		9	0.3%
417109040205		9	0.3%
417201010905		9	0.3%
417202010210		9	0.3%
418104030103		9	0.3%
418201020305		9	0.3%
418202010203		9	0.3%
418209070214		9	0.3%
419204020202		9	0.3%
420107040304		9	0.3%
420108030901		9	0.3%

File : CSEC2C

Final_EA_code: Enumeration Area Unique identifier

Value	Label	Cases	Percentage
422102010506		9	0.3%
422107010808		9	0.3%
423110010602		9	0.3%
424105020201		9	0.3%
426202040101		9	0.3%
427202040214		9	0.3%
428111030515		9	0.3%
432205040203		9	0.3%

Warning: these figures indicate the number of cases found in the data file. They cannot be interpreted as summary statistics of the population of interest.

interview__id: Unique 32-character long identifier of the interview

Information	[Type= discrete] [Format=character] [Missing=*]
Statistics [NW/ W]	[Valid=2763 /-] [Invalid=0 /-]

Value	Label	Cases	Percentage
05a0fe0e9f714c0t		9	0.3%
05f078de3c20400		9	0.3%
07ae8f7297234ae		9	0.3%
0878b9ca320646c		9	0.3%
098b64d5f62d444		9	0.3%
09bfa283100c462		9	0.3%
0aee3535b7234e0		9	0.3%
0b08b47250b441c		9	0.3%
0c7be6801de643e		9	0.3%
0d07cf9a197b4ea		9	0.3%
0d35d167e05a48c		9	0.3%
0e0a6e4e61be4e8		9	0.3%
0f26d7f7b06f4b9		9	0.3%
103ae2d40d654ba		9	0.3%
104d7f9eb5cc429		9	0.3%
1058921f8e3e471		9	0.3%
10e47f214cb7482		9	0.3%
1124288a21f7429		9	0.3%
11324295e37b4bc		9	0.3%
120745e30ae2426		9	0.3%
14b0a6db23fb42a		9	0.3%
14c013df40e448d		9	0.3%
1559b44962074f1		9	0.3%
15d825f70832453		9	0.3%
15daaf897d21429		9	0.3%
165176d72b6e412		9	0.3%
179be7cbf9884e0		9	0.3%
17ad285d62d7495		9	0.3%
18cad48cbad4438		9	0.3%
19e17412e1bb43c		9	0.3%

File : CSEC2C

interview__id: Unique 32-character long identifier of the interview

Value	Label	Cases	Percentage
1a7113db20214df		9	0.3%
1abf78b9247749b		9	0.3%
1b8cc2c21714481		9	0.3%
1d1c39bd455d40e		9	0.3%
1eb5ffb1eeb14468		9	0.3%
1f82d12a97c5472		9	0.3%
1f9751e8115d473		9	0.3%
20b3dc70a2ef47ff		9	0.3%
22079ff2853f489c		9	0.3%
22305ac5a3e1460		9	0.3%
2298e1b9396042c		9	0.3%
23f6bb268b504e5		9	0.3%
24dff56428de471e		9	0.3%
2687e3cb2fe0474		9	0.3%
26be7462ce5e43d		9	0.3%
26eef9075b7349a		9	0.3%
26f0c6653b8b4c1		9	0.3%
293ecee7a80a482		9	0.3%
29cc9b2639524c4		9	0.3%
2b8544e9cb7347f		9	0.3%
2bc65237da7d4f7		9	0.3%
2bea2c4985dd4f4		9	0.3%
2c2b89bb4ed2475		9	0.3%
2c4950efbc4f485c		9	0.3%
2c5000cc7fa54dbb		9	0.3%
2c7dff734efc4ccb		9	0.3%
2c8f787219df44a8		9	0.3%
2d21136097a4458		9	0.3%
2f0258e282264dd		9	0.3%
2f3dadda9c4d49b		9	0.3%
303f41c72565478		9	0.3%
30b9d5e1f9fe43dc		9	0.3%
30fa92d582c34ff8		9	0.3%
312a435313e240e		9	0.3%
31a3f66b5452449		9	0.3%
32bb43e6ccef4255		9	0.3%
333db34cb097445		9	0.3%
34533291de9b4e3		9	0.3%
349edf6fc6cb49dc		9	0.3%
34efbcd896549f7		9	0.3%
362ff1525f0b427c		9	0.3%
369a2e686b0641f		9	0.3%
37c7d386630e44f		9	0.3%

File : CSEC2C

interview__id: Unique 32-character long identifier of the interview

Value	Label	Cases	Percentage
391f45ad2d3548e		9	0.3%
39627200a32c462		9	0.3%
39e38a8716404f4		9	0.3%
3a542ba2ee9a46d		9	0.3%
3ac09195350c451		9	0.3%
3b3c7af2481243f		9	0.3%
3ce08aeb981a41a		9	0.3%
3cf0a1fa46ae4682		9	0.3%
3d61703566614f4		9	0.3%
3f41cdc7f4484a90		9	0.3%
40927a9f8da44e0		9	0.3%
41d507da42f24fa		9	0.3%
44c8e8b546fa4e9		9	0.3%
4582b29c263744c		9	0.3%
45e2495043be477		9	0.3%
468987393fd4448		9	0.3%
46bc8364e56f4e2		9	0.3%
481f3d44d4074b5		9	0.3%
49123f99dd9b486		9	0.3%
4936d20fd0be487		9	0.3%
49d2684cbd464ee		9	0.3%
4af38353df164c5		9	0.3%
4b07af9a7bac483		9	0.3%
4b14fdfdc4154af5		9	0.3%
4dd40973252a4df		9	0.3%
4e6fd738620241a		9	0.3%
50a0e9476f3f494		9	0.3%
51986b54676d4e3		9	0.3%
527a88628b1c424		9	0.3%
5300060198c04c3		9	0.3%
53fa8063d7db498		9	0.3%
54d04063673a4a7		9	0.3%
559f5482d2fa4c7		9	0.3%
55b84b9565e6420		9	0.3%
56225232b30346		9	0.3%
57061e3264f8499		9	0.3%
58cf916082f84b1		9	0.3%
58d95fc30734424		9	0.3%
59accfcd4d542a2		9	0.3%
5a30e64718014fc		9	0.3%
5b2bb8ba8da5434		9	0.3%
5b3c6ba74736462		9	0.3%
5c104965b505425		9	0.3%

File : CSEC2C

interview__id: Unique 32-character long identifier of the interview

Value	Label	Cases	Percentage
5c166c1642f340b		9	0.3%
5ed8795ec990433		9	0.3%
5f625ed846014f1		9	0.3%
5f9671150b6c4d8		9	0.3%
5f9c80627104486		9	0.3%
5fd0f31f330a49a7		9	0.3%
608bfd2bd5f8412		9	0.3%
61dc08d3c51a46b		9	0.3%
61e4b68c15e0457		9	0.3%
62af21468f5b4edl		9	0.3%
62f01c4bc6cf48c7		9	0.3%
63ef3bf75fef4be6		9	0.3%
645e8f52e0284da		9	0.3%
652892d80eef4dc		9	0.3%
6576b15a95a0431		9	0.3%
6596c2921b4f49f		9	0.3%
65e342045671412		9	0.3%
663e019dae8f42e		9	0.3%
664e98a3af9c465		9	0.3%
67ac1b9b59384c0		9	0.3%
67d77e0fbf754e2		9	0.3%
68984e8f107b4fc1		9	0.3%
68b87f690c5e4d4		9	0.3%
69fdbce170a3499		9	0.3%
6aac54099d5446c		9	0.3%
6be18dc7379a4d8		9	0.3%
6cb2e1bf1182402		9	0.3%
6d561d7e1bb34b0		9	0.3%
6d6546ea45a24cc		9	0.3%
6e7a08685b68404		9	0.3%
6ec8cecb648e4b6		9	0.3%
6fb3d5bdc87496		9	0.3%
712dd05dfdf54bc		9	0.3%
73b6584e55df47e		9	0.3%
73edb914e5ec4a6		9	0.3%
74879a94288749c		9	0.3%
75df2b5c7d6b492		9	0.3%
76a347dba3c945d		9	0.3%
77b63a2a3a5846c		9	0.3%
78b1f1144ce740d		9	0.3%
7934cfadf18a4020		9	0.3%
7a92a755edec4d6		9	0.3%
7af284e10f40460		9	0.3%

File : CSEC2C

interview__id: Unique 32-character long identifier of the interview

Value	Label	Cases	Percentage
7b71511069ca41c		9	0.3%
7b91ac7196d446f		9	0.3%
7ceaac984dc4433		9	0.3%
7f25311583624b7		9	0.3%
80c5e48699bc48b		9	0.3%
81def38cfed24edc		9	0.3%
81f2300746cc4b0		9	0.3%
824efbe20846431		9	0.3%
825a4d9c10674fb		9	0.3%
82e2ee46332f4f5c		9	0.3%
865a0a2dd0d442a		9	0.3%
87d1a29404f2409		9	0.3%
8b2193d437e6485		9	0.3%
8c60b24c5d69455		9	0.3%
8da56015c708420		9	0.3%
8ed0e75643204d2		9	0.3%
8f69cfcd9bea4a2a		9	0.3%
909b86e277fe480		9	0.3%
91e89e7118c041f		9	0.3%
92722375ee7a482		9	0.3%
93268921598f4e9		9	0.3%
942d21651db145e		9	0.3%
94a28a335ad8409		9	0.3%
94ae3c15a2df4270		9	0.3%
94d6a92de2aa418		9	0.3%
94e8fb8cab7846d		9	0.3%
977cf8b59c214cd		9	0.3%
9836e079cdd949e		9	0.3%
987cf3a3f3f04a53		9	0.3%
989fa310b635456		9	0.3%
98c92ebc81274b4		9	0.3%
98ff8b8f6835485e		9	0.3%
991ea35afb8c4a5e		9	0.3%
9ae38f33171f4fb8		9	0.3%
9b29a92d6753467		9	0.3%
9c42c15316c0441		9	0.3%
9c877a6abcc44e2		9	0.3%
9ecbe56df9f249d5		9	0.3%
9ef24898f0e04e6f		9	0.3%
a03a17e845b8444		9	0.3%
a0525377534b48f		9	0.3%
a221543631f5448		9	0.3%
a29bda3a56964ba		9	0.3%

File : CSEC2C

interview__id: Unique 32-character long identifier of the interview

Value	Label	Cases	Percentage
a3908ba3b92f4fe1		9	0.3%
a4729f20438e493		9	0.3%
a5e08a9b2416439		9	0.3%
a93651e6ad8d4de		9	0.3%
a9b092b3952f4ec		9	0.3%
aeefbdde40724ba		9	0.3%
b00970f7c1fd483		9	0.3%
b0b5ef4a81ee422		9	0.3%
b0cd107e76604c5		9	0.3%
b105a36a56b84f6		9	0.3%
b136b27d911942		9	0.3%
b137ae14a69249f		9	0.3%
b2e36352f5d9409		9	0.3%
b330812745fa4e7		9	0.3%
b341d8d4669945		9	0.3%
b4251f797f5f478		9	0.3%
b562c88957c5417		9	0.3%
b59699570a7a45a		9	0.3%
b60db776f7044c0		9	0.3%
b6beade8c2fb4ba		9	0.3%
b6c120c8e36f4d4		9	0.3%
b71b6b7c544e41f		9	0.3%
b92db033a86e4ab		9	0.3%
bad2132fae8a424		9	0.3%
bb6db2bb7e894ee		9	0.3%
bb91dac00ca941a		9	0.3%
bbb3f63e02a24e3		9	0.3%
bbd5aebfc1a54cfe		9	0.3%
bcc6e03bb2a5433		9	0.3%
bcf4623a365e435		9	0.3%
bfade52afbbe499		9	0.3%
bfc868c5c591428		9	0.3%
c015bae305344f9		9	0.3%
c14a86da4ace406		9	0.3%
c1a22955cf934b9		9	0.3%
c208d41946924e2		9	0.3%
c2a083238ac94fc		9	0.3%
c3356144806643		9	0.3%
c40d2554992447		9	0.3%
c5a985e708a7459		9	0.3%
c7bcab112852484		9	0.3%
c997c4379310457		9	0.3%
c9f3e3b01148416		9	0.3%

File : CSEC2C

interview__id: Unique 32-character long identifier of the interview

Value	Label	Cases	Percentage
ca4736d2f7a74a89		9	0.3%
caa6f80f888744d0		9	0.3%
cbe3a418c67c4371		9	0.3%
cc8047dc8a484aa0		9	0.3%
cd1474d77fac4211		9	0.3%
ce05dd69d60e43e1		9	0.3%
ce31748c847d40a0		9	0.3%
cedfce2c57e641d1		9	0.3%
d091d72bf34743f1		9	0.3%
d4b645c8dabe4a10		9	0.3%
d4e9ef0dc2b74bf1		9	0.3%
d56d66a6c7584c20		9	0.3%
d63a27ac1a6d4af1		9	0.3%
d63ba4eb8a1c4a00		9	0.3%
d6aa486f005240b0		9	0.3%
d7b1236aabb94f60		9	0.3%
d7df893335d04af0		9	0.3%
d84f5f9e3a694d30		9	0.3%
d8e480e0083545f0		9	0.3%
d983e831143f41a0		9	0.3%
da5e5ab5a00e4800		9	0.3%
da7a73e6a4654270		9	0.3%
db979bdcd2e148f0		9	0.3%
dc1776a9a0e14f40		9	0.3%
dda5335ce2054310		9	0.3%
df04ee2c0e3a4100		9	0.3%
dfbc222d61174260		9	0.3%
e106494d0ae84f20		9	0.3%
e23a30e088d14530		9	0.3%
e24222c61b9f4560		9	0.3%
e282714b05cb42f0		9	0.3%
e3166e34b04d4730		9	0.3%
e4d52a1c0a1148d0		9	0.3%
e4ddc650064a4c00		9	0.3%
e614b8ae67d44c80		9	0.3%
e61b5559a1b44040		9	0.3%
e6d0819875ec42e0		9	0.3%
e77d4f6292d24750		9	0.3%
e86a2ea031ca4f90		9	0.3%
e8b86f9566254e70		9	0.3%
e90883e236674950		9	0.3%
e9acfec9f50e43a80		9	0.3%
e9e027640d2a4500		9	0.3%

File : CSEC2C

interview__id: Unique 32-character long identifier of the interview

Value	Label	Cases	Percentage
e9ee6e0d15b54db		9	0.3%
eb8f3695097d4ec		9	0.3%
ebb0b322a786451		9	0.3%
ed628650c92d451		9	0.3%
ee245be814ce483		9	0.3%
ef0a2c1050d9446		9	0.3%
f11ff6935d374a37		9	0.3%
f2753e0a1ee14074		9	0.3%
f310f9362b1e429.		9	0.3%
f4f37a3e35c44dc4		9	0.3%
f7c8666f68b24340		9	0.3%
fa6d43e574104db		9	0.3%
fad0449bb4f0427.		9	0.3%
fbdb75a9b0ab4f6.		9	0.3%
fc8c4458e87f4d78		9	0.3%
fd96d6f934ab457.		9	0.3%
fe36e5eff69c4cb2		9	0.3%
ff38ebd77e0b421.		9	0.3%
ffc83c8361694f80		9	0.3%

Warning: these figures indicate the number of cases found in the data file. They cannot be interpreted as summary statistics of the population of interest.

toilet_usage__id: Code

Information	[Type= discrete] [Format=numeric] [Range= 1-96] [Missing=*]
Statistics [NW/ W]	[Valid=2763 /-] [Invalid=0 /-]

Value	Label	Cases	Percentage
1	Flush toilet	307	11.1%
2	VIP latrine	307	11.1%
3	Covered pit latrine with slab	307	11.1%
4	Uncovered pit latrine without slab	307	11.1%
5	Uncovered pit latrine with slab	307	11.1%
6	Uncovered pit latrine without slab	307	11.1%
7	Ecosan (compost toilet)	307	11.1%
8	No facility/Bush/Polythene	307	11.1%
96	Other	307	11.1%

Warning: these figures indicate the number of cases found in the data file. They cannot be interpreted as summary statistics of the population of interest.

s2cq23b: Toilet facilities used in the community?

Information	[Type= discrete] [Format=numeric] [Range= 1-2] [Missing=*]
Statistics [NW/ W]	[Valid=2516 /-] [Invalid=247 /-]

Value	Label	Cases	Percentage
1	Yes	959	38.1%
2	No	1557	61.9%
Sysmiss		247	

Warning: these figures indicate the number of cases found in the data file. They cannot be interpreted as summary statistics of the population of interest.

File : CSEC2C

s2cq25: What is the major reason for incomplete latrine/toilet coverage?

Information	[Type= discrete] [Format=numeric] [Range= 1-96] [Missing=*]		
Statistics [NW/ W]	[Valid=153 /-] [Invalid=2610 /-]		
Value	Label	Cases	Percentage
1	Low Income	66	<div><div></div></div> 43.1%
2	Negative Attitude	8	<div><div></div></div> 5.2%
3	Poor Landscape / Terrain	14	<div><div></div></div> 9.2%
4	Ignorance	40	<div><div></div></div> 26.1%
5	Poor Soil Type	7	<div><div></div></div> 4.6%
6	Tenants	7	<div><div></div></div> 4.6%
7	No land	4	<div><div></div></div> 2.6%
96	Other	7	<div><div></div></div> 4.6%
Sysmiss		2610	
<i>Warning: these figures indicate the number of cases found in the data file. They cannot be interpreted as summary statistics of the population of interest.</i>			

File : CSEC2C_0

Final_EA_code: Enumeration Area Unique identifier

Information	[Type= discrete] [Format=character] [Missing=*]
Statistics [NW/ W]	[Valid=307 /-] [Invalid=0 /-]

Value	Label	Cases	Percentage
101204020501		1	0.3%
102101040201		1	0.3%
102101080210		1	0.3%
102102020513		1	0.3%
102102050406		1	0.3%
102102060108		1	0.3%
102102080506		1	0.3%
102103010916		1	0.3%
102103041252		1	0.3%
102103050203		1	0.3%
102103050439		1	0.3%
102103060631		1	0.3%
102103080303		1	0.3%
102103120844		1	0.3%
102104010236		1	0.3%
102104020103		1	0.3%
102104020313		1	0.3%
102104081332		1	0.3%
102104163014		1	0.3%
102104190357		1	0.3%
102105010613		1	0.3%
102105030701		1	0.3%
102105040650		1	0.3%
102105100433		1	0.3%
102105130528		1	0.3%
102105150507		1	0.3%
103105050501		1	0.3%
103107020109		1	0.3%
104102040606		1	0.3%
104104030820		1	0.3%
104105040311		1	0.3%
104208040401		1	0.3%
105105020108		1	0.3%
106101010605		1	0.3%
106101090206		1	0.3%
106106060103		1	0.3%
107202060102		1	0.3%
107302030503		1	0.3%
107305070203		1	0.3%
107402030203		1	0.3%
107403060301		1	0.3%

File : CSEC2C_0

Final_EA_code: Enumeration Area Unique identifier

Value	Label	Cases	Percentage
108106030909		1	0.3%
108301010115		1	0.3%
108301050512		1	0.3%
110203060109		1	0.3%
110204010703		1	0.3%
110206030911		1	0.3%
110207040309		1	0.3%
110305010603		1	0.3%
110306010205		1	0.3%
111102010811		1	0.3%
111202040320		1	0.3%
111202061528		1	0.3%
112102030202		1	0.3%
112104021001		1	0.3%
112204030107		1	0.3%
113105040201		1	0.3%
113105050532		1	0.3%
113111020505		1	0.3%
113113020418		1	0.3%
113113060242		1	0.3%
113301010130		1	0.3%
113301050411		1	0.3%
113406060107		1	0.3%
113604010110		1	0.3%
115103020402		1	0.3%
115104030401		1	0.3%
115202070303		1	0.3%
115206030602		1	0.3%
115303040507		1	0.3%
115303050716		1	0.3%
116102050101		1	0.3%
117106050206		1	0.3%
117201050401		1	0.3%
117202080201		1	0.3%
117301041130		1	0.3%
117301041137		1	0.3%
117302030901		1	0.3%
117302060527		1	0.3%
118101041020		1	0.3%
119104030404		1	0.3%
120106010101		1	0.3%
122102060404		1	0.3%
122105020311		1	0.3%

File : CSEC2C_0

Final_EA_code: Enumeration Area Unique identifier

Value	Label	Cases	Percentage
122106021812		1	0.3%
123110030105		1	0.3%
124101050211		1	0.3%
124101050312		1	0.3%
124103021620		1	0.3%
124104040103		1	0.3%
124107010620		1	0.3%
124108021108		1	0.3%
125105010702		1	0.3%
201203010310		1	0.3%
201206020507		1	0.3%
201210090210		1	0.3%
202205030602		1	0.3%
203202030310		1	0.3%
203202040303		1	0.3%
203301010111		1	0.3%
204101030213		1	0.3%
204102040514		1	0.3%
204203010514		1	0.3%
204301010302		1	0.3%
204301020206		1	0.3%
204301030308		1	0.3%
204302051318		1	0.3%
205101020309		1	0.3%
205101030109		1	0.3%
205107030213		1	0.3%
207104010604		1	0.3%
208102140202		1	0.3%
208107130101		1	0.3%
208202080102		1	0.3%
209201010506		1	0.3%
210306040101		1	0.3%
210306040102		1	0.3%
211105030205		1	0.3%
211106070404		1	0.3%
211107030208		1	0.3%
212104030611		1	0.3%
212105040709		1	0.3%
212202010105		1	0.3%
212305020404		1	0.3%
214101040303		1	0.3%
214101060404		1	0.3%
214102020611		1	0.3%

File : CSEC2C_0**# Final_EA_code: Enumeration Area Unique identifier**

Value	Label	Cases	Percentage
214108010504		1	0.3%
214113010305		1	0.3%
214114030515		1	0.3%
215109020818		1	0.3%
215115020203		1	0.3%
215120020808		1	0.3%
216202030604		1	0.3%
218103021305		1	0.3%
218115040101		1	0.3%
219103120104		1	0.3%
219103170202		1	0.3%
221109020302		1	0.3%
221109050505		1	0.3%
222111021102		1	0.3%
223108100606		1	0.3%
223120020410		1	0.3%
223121010401		1	0.3%
223121030202		1	0.3%
223126011515		1	0.3%
223128010204		1	0.3%
223135040509		1	0.3%
224105051111		1	0.3%
225103041522		1	0.3%
225114032604		1	0.3%
226101010214		1	0.3%
226102050810		1	0.3%
226104040305		1	0.3%
226105051005		1	0.3%
228102030405		1	0.3%
229104021009		1	0.3%
230105010304		1	0.3%
230105040506		1	0.3%
230109050511		1	0.3%
232101040606		1	0.3%
232203040502		1	0.3%
302101021503		1	0.3%
302201050803		1	0.3%
302204050508		1	0.3%
302205050202		1	0.3%
302303070505		1	0.3%
303201020510		1	0.3%
303202060606		1	0.3%
303204050605		1	0.3%

File : CSEC2C_0**# Final_EA_code: Enumeration Area Unique identifier**

Value	Label	Cases	Percentage
303402040806		1	0.3%
303404010207		1	0.3%
303404030404		1	0.3%
303405070316		1	0.3%
303405071314		1	0.3%
303503041111		1	0.3%
303504020504		1	0.3%
304102010107		1	0.3%
304204020110		1	0.3%
304301040405		1	0.3%
306201010103		1	0.3%
306203010305		1	0.3%
306204010301		1	0.3%
306204020605		1	0.3%
307108020605		1	0.3%
307108030304		1	0.3%
307108030708		1	0.3%
307108030908		1	0.3%
307202030201		1	0.3%
308102060619		1	0.3%
309103050101		1	0.3%
309104050403		1	0.3%
309204060609		1	0.3%
310102021618		1	0.3%
310202030204		1	0.3%
310306030909		1	0.3%
310306040802		1	0.3%
310306041001		1	0.3%
311102010107		1	0.3%
311103020202		1	0.3%
311105051111		1	0.3%
311202010102		1	0.3%
312105020216		1	0.3%
313102050501		1	0.3%
313104010108		1	0.3%
314101030304		1	0.3%
314103040301		1	0.3%
314105010202		1	0.3%
315105030209		1	0.3%
317101010205		1	0.3%
317103020201		1	0.3%
317107051210		1	0.3%
318102020202		1	0.3%

File : CSEC2C_0

Final_EA_code: Enumeration Area Unique identifier

Value	Label	Cases	Percentage
318103020406		1	0.3%
318112010303		1	0.3%
318114020701		1	0.3%
318116050101		1	0.3%
319105080306		1	0.3%
319107020203		1	0.3%
319203030409		1	0.3%
320102020601		1	0.3%
320102040601		1	0.3%
320108080103		1	0.3%
321103040514		1	0.3%
321105050214		1	0.3%
321106010504		1	0.3%
321107061709		1	0.3%
322108020610		1	0.3%
322111041206		1	0.3%
323104030201		1	0.3%
323106040915		1	0.3%
323108030411		1	0.3%
324101011403		1	0.3%
324104010503		1	0.3%
325101020514		1	0.3%
325103060113		1	0.3%
325103060210		1	0.3%
325107010301		1	0.3%
327103030510		1	0.3%
327106020513		1	0.3%
329106020616		1	0.3%
330107010101		1	0.3%
330110010403		1	0.3%
402208050714		1	0.3%
402210030714		1	0.3%
403101020501		1	0.3%
403105050205		1	0.3%
403201020515		1	0.3%
403301030215		1	0.3%
404102030405		1	0.3%
404207040904		1	0.3%
404403030304		1	0.3%
405104020509		1	0.3%
405203030403		1	0.3%
405211011114		1	0.3%
405301040904		1	0.3%

File : CSEC2C_0

Final_EA_code: Enumeration Area Unique identifier

Value	Label	Cases	Percentage
405302030405		1	0.3%
406108040102		1	0.3%
406201020310		1	0.3%
406210060603		1	0.3%
406212010207		1	0.3%
406303070608		1	0.3%
407106021906		1	0.3%
408102011215		1	0.3%
408112020621		1	0.3%
408113040517		1	0.3%
409101040104		1	0.3%
409203050902		1	0.3%
409301030405		1	0.3%
410101040507		1	0.3%
410201010654		1	0.3%
410201010733		1	0.3%
410303060103		1	0.3%
411203020101		1	0.3%
411302020404		1	0.3%
411402020404		1	0.3%
411403030809		1	0.3%
412103070506		1	0.3%
412201070408		1	0.3%
412203040507		1	0.3%
414116010603		1	0.3%
415105020404		1	0.3%
415106081213		1	0.3%
415110040403		1	0.3%
415114070301		1	0.3%
415115040706		1	0.3%
417102010602		1	0.3%
417103010710		1	0.3%
417107030404		1	0.3%
417109040205		1	0.3%
417201010905		1	0.3%
417202010210		1	0.3%
418104030103		1	0.3%
418201020305		1	0.3%
418202010203		1	0.3%
418209070214		1	0.3%
419204020202		1	0.3%
420107040304		1	0.3%
420108030901		1	0.3%

File : CSEC2C_0

Final_EA_code: Enumeration Area Unique identifier

Value	Label	Cases	Percentage
422102010506		1	0.3%
422107010808		1	0.3%
423110010602		1	0.3%
424105020201		1	0.3%
426202040101		1	0.3%
427202040214		1	0.3%
428111030515		1	0.3%
432205040203		1	0.3%

Warning: these figures indicate the number of cases found in the data file. They cannot be interpreted as summary statistics of the population of interest.

interview__id: Unique 32-character long identifier of the interview

Information	[Type= discrete] [Format=character] [Missing=*]
Statistics [NW/ W]	[Valid=307 /-] [Invalid=0 /-]

Value	Label	Cases	Percentage
05a0fe0e9f714c0t		1	0.3%
05f078de3c20400		1	0.3%
07ae8f7297234ae		1	0.3%
0878b9ca320646c		1	0.3%
098b64d5f62d444		1	0.3%
09bfa283100c462		1	0.3%
0aee3535b7234e0		1	0.3%
0b08b47250b441c		1	0.3%
0c7be6801de643e		1	0.3%
0d07cf9a197b4ea		1	0.3%
0d35d167e05a48c		1	0.3%
0e0a6e4e61be4e8		1	0.3%
0f26d7f7b06f4b9		1	0.3%
103ae2d40d654ba		1	0.3%
104d7f9eb5cc429		1	0.3%
1058921f8e3e471		1	0.3%
10e47f214cb7482		1	0.3%
1124288a21f7429		1	0.3%
11324295e37b4bc		1	0.3%
120745e30ae2426		1	0.3%
14b0a6db23fb42a		1	0.3%
14c013df40e448d		1	0.3%
1559b44962074f1		1	0.3%
15d825f70832453		1	0.3%
15daaf897d21429		1	0.3%
165176d72b6e412		1	0.3%
179be7cbf9884e0		1	0.3%
17ad285d62d7495		1	0.3%
18cad48cbad4438		1	0.3%
19e17412e1bb43c		1	0.3%

File : CSEC2C_0

interview__id: Unique 32-character long identifier of the interview

Value	Label	Cases	Percentage
1a7113db20214df		1	0.3%
1abf78b9247749b		1	0.3%
1b8cc2c21714481		1	0.3%
1d1c39bd455d40e		1	0.3%
1eb5ffb1eeb14468		1	0.3%
1f82d12a97c5472		1	0.3%
1f9751e8115d473		1	0.3%
20b3dc70a2ef47ff		1	0.3%
22079ff2853f489c		1	0.3%
22305ac5a3e1460		1	0.3%
2298e1b9396042c		1	0.3%
23f6bb268b504e5		1	0.3%
24dff56428de471e		1	0.3%
2687e3cb2fe0474		1	0.3%
26be7462ce5e43d		1	0.3%
26eef9075b7349a		1	0.3%
26f0c6653b8b4c1		1	0.3%
293ecee7a80a482		1	0.3%
29cc9b2639524c4		1	0.3%
2b8544e9cb7347f		1	0.3%
2bc65237da7d4f7		1	0.3%
2bea2c4985dd4f4		1	0.3%
2c2b89bb4ed2475		1	0.3%
2c4950efbc4f485c		1	0.3%
2c5000cc7fa54dbb		1	0.3%
2c7dff734efc4ccb		1	0.3%
2c8f787219df44a8		1	0.3%
2d21136097a4458		1	0.3%
2f0258e282264dd		1	0.3%
2f3dadda9c4d49b		1	0.3%
303f41c72565478		1	0.3%
30b9d5e1f9fe43dc		1	0.3%
30fa92d582c34ff8		1	0.3%
312a435313e240e		1	0.3%
31a3f66b5452449		1	0.3%
32bb43e6ccef4255		1	0.3%
333db34cb097445		1	0.3%
34533291de9b4e3		1	0.3%
349edf6fc6cb49dc		1	0.3%
34efbcd896549f7		1	0.3%
362ff1525f0b427c		1	0.3%
369a2e686b0641f		1	0.3%
37c7d386630e44f		1	0.3%

File : CSEC2C_0

interview__id: Unique 32-character long identifier of the interview

Value	Label	Cases	Percentage
391f45ad2d3548e		1	0.3%
39627200a32c462		1	0.3%
39e38a8716404f4		1	0.3%
3a542ba2ee9a46d		1	0.3%
3ac09195350c451		1	0.3%
3b3c7af2481243f		1	0.3%
3ce08aeb981a41a		1	0.3%
3cf0a1fa46ae4682		1	0.3%
3d61703566614f4		1	0.3%
3f41cdc7f4484a90		1	0.3%
40927a9f8da44e0		1	0.3%
41d507da42f24fa		1	0.3%
44c8e8b546fa4e9		1	0.3%
4582b29c263744c		1	0.3%
45e2495043be477		1	0.3%
468987393fd4448		1	0.3%
46bc8364e56f4e2		1	0.3%
481f3d44d4074b5		1	0.3%
49123f99dd9b486		1	0.3%
4936d20fd0be487		1	0.3%
49d2684cbd464ee		1	0.3%
4af38353df164c5		1	0.3%
4b07af9a7bac483		1	0.3%
4b14fdfdc4154af5		1	0.3%
4dd40973252a4df		1	0.3%
4e6fd738620241a		1	0.3%
50a0e9476f3f494		1	0.3%
51986b54676d4e3		1	0.3%
527a88628b1c424		1	0.3%
5300060198c04c3		1	0.3%
53fa8063d7db498		1	0.3%
54d04063673a4a7		1	0.3%
559f5482d2fa4c7		1	0.3%
55b84b9565e6420		1	0.3%
56225232b30346		1	0.3%
57061e3264f8499		1	0.3%
58cf916082f84b1		1	0.3%
58d95fc30734424		1	0.3%
59accfcd4d542a7		1	0.3%
5a30e64718014fc		1	0.3%
5b2bb8ba8da5434		1	0.3%
5b3c6ba74736462		1	0.3%
5c104965b505425		1	0.3%

File : CSEC2C_0

interview__id: Unique 32-character long identifier of the interview

Value	Label	Cases	Percentage
5c166c1642f340b		1	0.3%
5ed8795ec990433		1	0.3%
5f625ed846014f1		1	0.3%
5f9671150b6c4d8		1	0.3%
5f9c80627104486		1	0.3%
5fd0f31f330a49a7		1	0.3%
608bfd2bd5f8412		1	0.3%
61dc08d3c51a46b		1	0.3%
61e4b68c15e0457		1	0.3%
62af21468f5b4edl		1	0.3%
62f01c4bc6cf48c7		1	0.3%
63ef3bf75fef4be6		1	0.3%
645e8f52e0284da		1	0.3%
652892d80eef4dc		1	0.3%
6576b15a95a0431		1	0.3%
6596c2921b4f49f		1	0.3%
65e342045671412		1	0.3%
663e019dae8f42e		1	0.3%
664e98a3af9c465		1	0.3%
67ac1b9b59384c0		1	0.3%
67d77e0fbf754e2		1	0.3%
68984e8f107b4fc1		1	0.3%
68b87f690c5e4d4		1	0.3%
69fdbce170a3499		1	0.3%
6aac54099d5446c		1	0.3%
6be18dc7379a4d8		1	0.3%
6cb2e1bf1182402		1	0.3%
6d561d7e1bb34b0		1	0.3%
6d6546ea45a24cc		1	0.3%
6e7a08685b68404		1	0.3%
6ec8cecb648e4b6		1	0.3%
6fb3d5bdc87496		1	0.3%
712dd05dfdf54bc		1	0.3%
73b6584e55df47e		1	0.3%
73edb914e5ec4a6		1	0.3%
74879a94288749c		1	0.3%
75df2b5c7d6b492		1	0.3%
76a347dba3c945d		1	0.3%
77b63a2a3a5846c		1	0.3%
78b1f1144ce740d		1	0.3%
7934cfadf18a4020		1	0.3%
7a92a755edec4d6		1	0.3%
7af284e10f40460		1	0.3%

File : CSEC2C_0

interview__id: Unique 32-character long identifier of the interview

Value	Label	Cases	Percentage
7b71511069ca41c		1	0.3%
7b91ac7196d446f		1	0.3%
7ceaac984dc4433		1	0.3%
7f25311583624b7		1	0.3%
80c5e48699bc48b		1	0.3%
81def38cfed24edc		1	0.3%
81f2300746cc4b0		1	0.3%
824efbe20846431		1	0.3%
825a4d9c10674fb		1	0.3%
82e2ee46332f4f5c		1	0.3%
865a0a2dd0d442a		1	0.3%
87d1a29404f2409		1	0.3%
8b2193d437e6485		1	0.3%
8c60b24c5d69455		1	0.3%
8da56015c708420		1	0.3%
8ed0e75643204d2		1	0.3%
8f69cfcd9bea4a2a		1	0.3%
909b86e277fe480		1	0.3%
91e89e7118c041f		1	0.3%
92722375ee7a482		1	0.3%
93268921598f4e9		1	0.3%
942d21651db145e		1	0.3%
94a28a335ad8409		1	0.3%
94ae3c15a2df4270		1	0.3%
94d6a92de2aa418		1	0.3%
94e8fb8cab7846d		1	0.3%
977cf8b59c214cd		1	0.3%
9836e079cdd949e		1	0.3%
987cf3a3f3f04a53		1	0.3%
989fa310b635456		1	0.3%
98c92ebc81274b4		1	0.3%
98ff8b8f6835485		1	0.3%
991ea35afb8c4a5		1	0.3%
9ae38f33171f4fb8		1	0.3%
9b29a92d6753467		1	0.3%
9c42c15316c0441		1	0.3%
9c877a6abcc44e2		1	0.3%
9ecbe56df9f249d		1	0.3%
9ef24898f0e04e6f		1	0.3%
a03a17e845b8444		1	0.3%
a0525377534b48f		1	0.3%
a221543631f5448		1	0.3%
a29bda3a56964ba		1	0.3%

File : CSEC2C_0

interview__id: Unique 32-character long identifier of the interview

Value	Label	Cases	Percentage
a3908ba3b92f4fe1		1	0.3%
a4729f20438e493		1	0.3%
a5e08a9b2416439		1	0.3%
a93651e6ad8d4de		1	0.3%
a9b092b3952f4ec		1	0.3%
aeefbdde40724ba		1	0.3%
b00970f7c1fd483		1	0.3%
b0b5ef4a81ee422		1	0.3%
b0cd107e76604c5		1	0.3%
b105a36a56b84f6		1	0.3%
b136b27d911942		1	0.3%
b137ae14a69249f		1	0.3%
b2e36352f5d9409		1	0.3%
b330812745fa4e7		1	0.3%
b341d8d4669945		1	0.3%
b4251f797f5f478		1	0.3%
b562c88957c5417		1	0.3%
b59699570a7a45a		1	0.3%
b60db776f7044c0		1	0.3%
b6beade8c2fb4ba		1	0.3%
b6c120c8e36f4d4		1	0.3%
b71b6b7c544e41f		1	0.3%
b92db033a86e4ab		1	0.3%
bad2132fae8a424		1	0.3%
bb6db2bb7e894ee		1	0.3%
bb91dac00ca941a		1	0.3%
bbb3f63e02a24e3		1	0.3%
bbd5aebfc1a54cfe		1	0.3%
bcc6e03bb2a5433		1	0.3%
bcf4623a365e435		1	0.3%
bfade52afbbe499		1	0.3%
bfc868c5c591428		1	0.3%
c015bae305344f9		1	0.3%
c14a86da4ace406		1	0.3%
c1a22955cf934b9		1	0.3%
c208d41946924e2		1	0.3%
c2a083238ac94fc		1	0.3%
c3356144806643		1	0.3%
c40d2554992447		1	0.3%
c5a985e708a7459		1	0.3%
c7bcab112852484		1	0.3%
c997c4379310457		1	0.3%
c9f3e3b01148416		1	0.3%

File : CSEC2C_0

interview__id: Unique 32-character long identifier of the interview

Value	Label	Cases	Percentage
ca4736d2f7a74a89		1	0.3%
caa6f80f888744d0		1	0.3%
cbe3a418c67c4371		1	0.3%
cc8047dc8a484aa0		1	0.3%
cd1474d77fac4211		1	0.3%
ce05dd69d60e43e1		1	0.3%
ce31748c847d40a1		1	0.3%
cedfce2c57e641d1		1	0.3%
d091d72bf34743f1		1	0.3%
d4b645c8dabe4a11		1	0.3%
d4e9ef0dc2b74bf1		1	0.3%
d56d66a6c7584c21		1	0.3%
d63a27ac1a6d4af1		1	0.3%
d63ba4eb8a1c4a01		1	0.3%
d6aa486f005240b1		1	0.3%
d7b1236aabb94f61		1	0.3%
d7df893335d04af1		1	0.3%
d84f5f9e3a694d31		1	0.3%
d8e480e0083545f1		1	0.3%
d983e831143f41a1		1	0.3%
da5e5ab5a00e4801		1	0.3%
da7a73e6a4654271		1	0.3%
db979bdcd2e148f1		1	0.3%
dc1776a9a0e14f41		1	0.3%
dda5335ce2054311		1	0.3%
df04ee2c0e3a4101		1	0.3%
dfbc222d61174261		1	0.3%
e106494d0ae84f21		1	0.3%
e23a30e088d14531		1	0.3%
e24222c61b9f4561		1	0.3%
e282714b05cb42f1		1	0.3%
e3166e34b04d4731		1	0.3%
e4d52a1c0a1148d1		1	0.3%
e4ddc650064a4c01		1	0.3%
e614b8ae67d44c81		1	0.3%
e61b5559a1b44041		1	0.3%
e6d0819875ec42e1		1	0.3%
e77d4f6292d24751		1	0.3%
e86a2ea031ca4f9c		1	0.3%
e8b86f9566254e71		1	0.3%
e90883e236674951		1	0.3%
e9acfec9f50e43a8		1	0.3%
e9e027640d2a4501		1	0.3%

File : CSEC2C_0

interview__id: Unique 32-character long identifier of the interview

Value	Label	Cases	Percentage
e9ee6e0d15b54db		1	<div></div> 0.3%
eb8f3695097d4ec		1	<div></div> 0.3%
ebb0b322a786451		1	<div></div> 0.3%
ed628650c92d451		1	<div></div> 0.3%
ee245be814ce483		1	<div></div> 0.3%
ef0a2c1050d9446		1	<div></div> 0.3%
f11ff6935d374a37		1	<div></div> 0.3%
f2753e0a1ee1407a		1	<div></div> 0.3%
f310f9362b1e429c		1	<div></div> 0.3%
f4f37a3e35c44dc4		1	<div></div> 0.3%
f7c8666f68b2434a		1	<div></div> 0.3%
fa6d43e574104db		1	<div></div> 0.3%
fad0449bb4f0427b		1	<div></div> 0.3%
fbdb75a9b0ab4f6c		1	<div></div> 0.3%
fc8c4458e87f4d78		1	<div></div> 0.3%
fd96d6f934ab457c		1	<div></div> 0.3%
fe36e5eff69c4cb2		1	<div></div> 0.3%
ff38ebd77e0b421a		1	<div></div> 0.3%
ffc83c8361694f8c		1	<div></div> 0.3%

Warning: these figures indicate the number of cases found in the data file. They cannot be interpreted as summary statistics of the population of interest.

s2cq15: How has the availability of safe water changed in the last 2 years 12 months??

Information	[Type= discrete] [Format=numeric] [Range= 1-4] [Missing=*]		
Statistics [NW/ W]	[Valid=285 /-] [Invalid=22 /-]		
Value	Label	Cases	Percentage
1	Improved	54	<div></div> 18.9%
2	Same	209	<div></div> 73.3%
3	Deteriorated	18	<div></div> 6.3%
4	No safe water in this period	4	<div></div> 1.4%
Sysmiss		22	

Warning: these figures indicate the number of cases found in the data file. They cannot be interpreted as summary statistics of the population of interest.

s2cq16: Have you undertaken any activities to protect water catchment areas in your comm

Information	[Type= discrete] [Format=numeric] [Range= 1-2] [Missing=*]		
Statistics [NW/ W]	[Valid=285 /-] [Invalid=22 /-]		
Value	Label	Cases	Percentage
1	Yes	17	<div></div> 6.0%
2	No	268	<div></div> 94.0%
Sysmiss		22	

Warning: these figures indicate the number of cases found in the data file. They cannot be interpreted as summary statistics of the population of interest.

s2cq17: What activities have you undertaken to protect these areas?

Information	[Type= discrete] [Format=numeric] [Range= 1-96] [Missing=*]		
Statistics [NW/ W]	[Valid=17 /-] [Invalid=290 /-]		

File : CSEC2C_0

s2cq17: What activities have you undertaken to protect these areas?

Value	Label	Cases	Percentage
1	Tree Planting	2	11.8%
2	Preventing Wetland Encroachment	3	17.6%
3	Preventing Forest Encroachment	0	
96	Other	12	70.6%
Sysmiss		290	

Warning: these figures indicate the number of cases found in the data file. They cannot be interpreted as summary statistics of the population of interest.

s2cq18: Do people in your community pay for using water?

Information	[Type= discrete] [Format=numeric] [Range= 1-2] [Missing=*]
Statistics [NW/ W]	[Valid=285 /-] [Invalid=22 /-]

Value	Label	Cases	Percentage
1	Yes	135	47.4%
2	No	150	52.6%
Sysmiss		22	

Warning: these figures indicate the number of cases found in the data file. They cannot be interpreted as summary statistics of the population of interest.

s2cq20: What is the purpose of these payments?

Information	[Type= discrete] [Format=numeric] [Range= 1-6] [Missing=*]
Statistics [NW/ W]	[Valid=135 /-] [Invalid=172 /-]

Value	Label	Cases	Percentage
1	User fees/tariffs	68	50.4%
2	Maintenance costs	67	49.6%
6	Other	0	
Sysmiss		172	

Warning: these figures indicate the number of cases found in the data file. They cannot be interpreted as summary statistics of the population of interest.

s2cq19a: How much: AMOUNT IN SHILLINGS?

Information	[Type= continuous] [Format=numeric] [Range= 50-10000] [Missing=*]
Statistics [NW/ W]	[Valid=68 /-] [Invalid=239 /-] [Mean=397.794 /-] [StdDev=1321.477 /-]

s2cq19b: How much: IN TERMS OF QUANTITY?

Information	[Type= continuous] [Format=numeric] [Range= 1-30] [Missing=*]
Statistics [NW/ W]	[Valid=68 /-] [Invalid=239 /-] [Mean=3.397 /-] [StdDev=6.667 /-]

s2cq19c: What were the units of measurement?

Information	[Type= discrete] [Format=numeric] [Range= 1-6] [Missing=*]
Statistics [NW/ W]	[Valid=68 /-] [Invalid=239 /-]

Value	Label	Cases	Percentage
1	Litre	7	10.3%
2	Jerry can(20L)	61	89.7%
6	Other	0	
Sysmiss		239	

Warning: these figures indicate the number of cases found in the data file. They cannot be interpreted as summary statistics of the population of interest.

s2cq21: How much money, on average, does a typical household pay per month for the water

Information	[Type= continuous] [Format=numeric] [Range= 200-360000] [Missing=*]
-------------	---

File : CSEC2C_0

s2cq21: How much money, on average, does a typical household pay per month for the water

Statistics [NW/ W] [Valid=135 /-] [Invalid=172 /-] [Mean=13741.726 /-] [StdDev=32292.662 /-]

s2cq22: Is this fee affordable to poor households?

Information [Type= discrete] [Format=numeric] [Range= 1-2] [Missing=*]

Statistics [NW/ W] [Valid=135 /-] [Invalid=172 /-]

Value	Label	Cases	Percentage
1	Yes	85	<div></div> 63.0%
2	No	50	<div></div> 37.0%
Sysmiss		172	

Warning: these figures indicate the number of cases found in the data file. They cannot be interpreted as summary statistics of the population of interest.

File : CSEC3_0

Final_EA_code: Enumeration Area Unique identifier

Information [Type= discrete] [Format=character] [Missing=*]

Statistics [NW/ W] [Valid=307 /-] [Invalid=0 /-]

Value	Label	Cases	Percentage
101204020501		1	0.3%
102101040201		1	0.3%
102101080210		1	0.3%
102102020513		1	0.3%
102102050406		1	0.3%
102102060108		1	0.3%
102102080506		1	0.3%
102103010916		1	0.3%
102103041252		1	0.3%
102103050203		1	0.3%
102103050439		1	0.3%
102103060631		1	0.3%
102103080303		1	0.3%
102103120844		1	0.3%
102104010236		1	0.3%
102104020103		1	0.3%
102104020313		1	0.3%
102104081332		1	0.3%
102104163014		1	0.3%
102104190357		1	0.3%
102105010613		1	0.3%
102105030701		1	0.3%
102105040650		1	0.3%
102105100433		1	0.3%
102105130528		1	0.3%
102105150507		1	0.3%
103105050501		1	0.3%
103107020109		1	0.3%
104102040606		1	0.3%
104104030820		1	0.3%
104105040311		1	0.3%
104208040401		1	0.3%
105105020108		1	0.3%
106101010605		1	0.3%
106101090206		1	0.3%
106106060103		1	0.3%
107202060102		1	0.3%
107302030503		1	0.3%
107305070203		1	0.3%
107402030203		1	0.3%
107403060301		1	0.3%

File : CSEC3_0

Final_EA_code: Enumeration Area Unique identifier

Value	Label	Cases	Percentage
108106030909		1	0.3%
108301010115		1	0.3%
108301050512		1	0.3%
110203060109		1	0.3%
110204010703		1	0.3%
110206030911		1	0.3%
110207040309		1	0.3%
110305010603		1	0.3%
110306010205		1	0.3%
111102010811		1	0.3%
111202040320		1	0.3%
111202061528		1	0.3%
112102030202		1	0.3%
112104021001		1	0.3%
112204030107		1	0.3%
113105040201		1	0.3%
113105050532		1	0.3%
113111020505		1	0.3%
113113020418		1	0.3%
113113060242		1	0.3%
113301010130		1	0.3%
113301050411		1	0.3%
113406060107		1	0.3%
113604010110		1	0.3%
115103020402		1	0.3%
115104030401		1	0.3%
115202070303		1	0.3%
115206030602		1	0.3%
115303040507		1	0.3%
115303050716		1	0.3%
116102050101		1	0.3%
117106050206		1	0.3%
117201050401		1	0.3%
117202080201		1	0.3%
117301041130		1	0.3%
117301041137		1	0.3%
117302030901		1	0.3%
117302060527		1	0.3%
118101041020		1	0.3%
119104030404		1	0.3%
120106010101		1	0.3%
122102060404		1	0.3%
122105020311		1	0.3%

File : CSEC3_0**# Final_EA_code: Enumeration Area Unique identifier**

Value	Label	Cases	Percentage
122106021812		1	0.3%
123110030105		1	0.3%
124101050211		1	0.3%
124101050312		1	0.3%
124103021620		1	0.3%
124104040103		1	0.3%
124107010620		1	0.3%
124108021108		1	0.3%
125105010702		1	0.3%
201203010310		1	0.3%
201206020507		1	0.3%
201210090210		1	0.3%
202205030602		1	0.3%
203202030310		1	0.3%
203202040303		1	0.3%
203301010111		1	0.3%
204101030213		1	0.3%
204102040514		1	0.3%
204203010514		1	0.3%
204301010302		1	0.3%
204301020206		1	0.3%
204301030308		1	0.3%
204302051318		1	0.3%
205101020309		1	0.3%
205101030109		1	0.3%
205107030213		1	0.3%
207104010604		1	0.3%
208102140202		1	0.3%
208107130101		1	0.3%
208202080102		1	0.3%
209201010506		1	0.3%
210306040101		1	0.3%
210306040102		1	0.3%
211105030205		1	0.3%
211106070404		1	0.3%
211107030208		1	0.3%
212104030611		1	0.3%
212105040709		1	0.3%
212202010105		1	0.3%
212305020404		1	0.3%
214101040303		1	0.3%
214101060404		1	0.3%
214102020611		1	0.3%

File : CSEC3_0

Final_EA_code: Enumeration Area Unique identifier

Value	Label	Cases	Percentage
214108010504		1	0.3%
214113010305		1	0.3%
214114030515		1	0.3%
215109020818		1	0.3%
215115020203		1	0.3%
215120020808		1	0.3%
216202030604		1	0.3%
218103021305		1	0.3%
218115040101		1	0.3%
219103120104		1	0.3%
219103170202		1	0.3%
221109020302		1	0.3%
221109050505		1	0.3%
222111021102		1	0.3%
223108100606		1	0.3%
223120020410		1	0.3%
223121010401		1	0.3%
223121030202		1	0.3%
223126011515		1	0.3%
223128010204		1	0.3%
223135040509		1	0.3%
224105051111		1	0.3%
225103041522		1	0.3%
225114032604		1	0.3%
226101010214		1	0.3%
226102050810		1	0.3%
226104040305		1	0.3%
226105051005		1	0.3%
228102030405		1	0.3%
229104021009		1	0.3%
230105010304		1	0.3%
230105040506		1	0.3%
230109050511		1	0.3%
232101040606		1	0.3%
232203040502		1	0.3%
302101021503		1	0.3%
302201050803		1	0.3%
302204050508		1	0.3%
302205050202		1	0.3%
302303070505		1	0.3%
303201020510		1	0.3%
303202060606		1	0.3%
303204050605		1	0.3%

File : CSEC3_0

Final_EA_code: Enumeration Area Unique identifier

Value	Label	Cases	Percentage
303402040806		1	0.3%
303404010207		1	0.3%
303404030404		1	0.3%
303405070316		1	0.3%
303405071314		1	0.3%
303503041111		1	0.3%
303504020504		1	0.3%
304102010107		1	0.3%
304204020110		1	0.3%
304301040405		1	0.3%
306201010103		1	0.3%
306203010305		1	0.3%
306204010301		1	0.3%
306204020605		1	0.3%
307108020605		1	0.3%
307108030304		1	0.3%
307108030708		1	0.3%
307108030908		1	0.3%
307202030201		1	0.3%
308102060619		1	0.3%
309103050101		1	0.3%
309104050403		1	0.3%
309204060609		1	0.3%
310102021618		1	0.3%
310202030204		1	0.3%
310306030909		1	0.3%
310306040802		1	0.3%
310306041001		1	0.3%
311102010107		1	0.3%
311103020202		1	0.3%
311105051111		1	0.3%
311202010102		1	0.3%
312105020216		1	0.3%
313102050501		1	0.3%
313104010108		1	0.3%
314101030304		1	0.3%
314103040301		1	0.3%
314105010202		1	0.3%
315105030209		1	0.3%
317101010205		1	0.3%
317103020201		1	0.3%
317107051210		1	0.3%
318102020202		1	0.3%

File : CSEC3_0**# Final_EA_code: Enumeration Area Unique identifier**

Value	Label	Cases	Percentage
318103020406		1	0.3%
318112010303		1	0.3%
318114020701		1	0.3%
318116050101		1	0.3%
319105080306		1	0.3%
319107020203		1	0.3%
319203030409		1	0.3%
320102020601		1	0.3%
320102040601		1	0.3%
320108080103		1	0.3%
321103040514		1	0.3%
321105050214		1	0.3%
321106010504		1	0.3%
321107061709		1	0.3%
322108020610		1	0.3%
322111041206		1	0.3%
323104030201		1	0.3%
323106040915		1	0.3%
323108030411		1	0.3%
324101011403		1	0.3%
324104010503		1	0.3%
325101020514		1	0.3%
325103060113		1	0.3%
325103060210		1	0.3%
325107010301		1	0.3%
327103030510		1	0.3%
327106020513		1	0.3%
329106020616		1	0.3%
330107010101		1	0.3%
330110010403		1	0.3%
402208050714		1	0.3%
402210030714		1	0.3%
403101020501		1	0.3%
403105050205		1	0.3%
403201020515		1	0.3%
403301030215		1	0.3%
404102030405		1	0.3%
404207040904		1	0.3%
404403030304		1	0.3%
405104020509		1	0.3%
405203030403		1	0.3%
405211011114		1	0.3%
405301040904		1	0.3%

File : CSEC3_0

Final_EA_code: Enumeration Area Unique identifier

Value	Label	Cases	Percentage
405302030405		1	0.3%
406108040102		1	0.3%
406201020310		1	0.3%
406210060603		1	0.3%
406212010207		1	0.3%
406303070608		1	0.3%
407106021906		1	0.3%
408102011215		1	0.3%
408112020621		1	0.3%
408113040517		1	0.3%
409101040104		1	0.3%
409203050902		1	0.3%
409301030405		1	0.3%
410101040507		1	0.3%
410201010654		1	0.3%
410201010733		1	0.3%
410303060103		1	0.3%
411203020101		1	0.3%
411302020404		1	0.3%
411402020404		1	0.3%
411403030809		1	0.3%
412103070506		1	0.3%
412201070408		1	0.3%
412203040507		1	0.3%
414116010603		1	0.3%
415105020404		1	0.3%
415106081213		1	0.3%
415110040403		1	0.3%
415114070301		1	0.3%
415115040706		1	0.3%
417102010602		1	0.3%
417103010710		1	0.3%
417107030404		1	0.3%
417109040205		1	0.3%
417201010905		1	0.3%
417202010210		1	0.3%
418104030103		1	0.3%
418201020305		1	0.3%
418202010203		1	0.3%
418209070214		1	0.3%
419204020202		1	0.3%
420107040304		1	0.3%
420108030901		1	0.3%

File : CSEC3_0

Final_EA_code: Enumeration Area Unique identifier

Value	Label	Cases	Percentage
422102010506		1	0.3%
422107010808		1	0.3%
423110010602		1	0.3%
424105020201		1	0.3%
426202040101		1	0.3%
427202040214		1	0.3%
428111030515		1	0.3%
432205040203		1	0.3%

Warning: these figures indicate the number of cases found in the data file. They cannot be interpreted as summary statistics of the population of interest.

interview__id: Unique 32-character long identifier of the interview

Information	[Type= discrete] [Format=character] [Missing=*]
Statistics [NW/ W]	[Valid=307 /-] [Invalid=0 /-]

Value	Label	Cases	Percentage
05a0fe0e9f714c0t		1	0.3%
05f078de3c20400		1	0.3%
07ae8f7297234ae		1	0.3%
0878b9ca320646c		1	0.3%
098b64d5f62d444		1	0.3%
09bfa283100c462		1	0.3%
0aee3535b7234e0		1	0.3%
0b08b47250b441c		1	0.3%
0c7be6801de643e		1	0.3%
0d07cf9a197b4ea		1	0.3%
0d35d167e05a48c		1	0.3%
0e0a6e4e61be4e8		1	0.3%
0f26d7f7b06f4b9		1	0.3%
103ae2d40d654ba		1	0.3%
104d7f9eb5cc429		1	0.3%
1058921f8e3e471		1	0.3%
10e47f214cb7482		1	0.3%
1124288a21f7429		1	0.3%
11324295e37b4bc		1	0.3%
120745e30ae2426		1	0.3%
14b0a6db23fb42a		1	0.3%
14c013df40e448d		1	0.3%
1559b44962074f1		1	0.3%
15d825f70832453		1	0.3%
15daaf897d21429		1	0.3%
165176d72b6e412		1	0.3%
179be7cbf9884e0		1	0.3%
17ad285d62d7495		1	0.3%
18cad48cbad4438		1	0.3%
19e17412e1bb43c		1	0.3%

File : CSEC3_0

interview__id: Unique 32-character long identifier of the interview

Value	Label	Cases	Percentage
1a7113db20214df		1	0.3%
1abf78b9247749b		1	0.3%
1b8cc2c21714481		1	0.3%
1d1c39bd455d40e		1	0.3%
1eb5ffb1eeb14468		1	0.3%
1f82d12a97c5472		1	0.3%
1f9751e8115d473		1	0.3%
20b3dc70a2ef47ff		1	0.3%
22079ff2853f489c		1	0.3%
22305ac5a3e1460		1	0.3%
2298e1b9396042c		1	0.3%
23f6bb268b504e5		1	0.3%
24dff56428de471e		1	0.3%
2687e3cb2fe0474		1	0.3%
26be7462ce5e43d		1	0.3%
26eef9075b7349a		1	0.3%
26f0c6653b8b4c1		1	0.3%
293ecee7a80a482		1	0.3%
29cc9b2639524c4		1	0.3%
2b8544e9cb7347f		1	0.3%
2bc65237da7d4f7		1	0.3%
2bea2c4985dd4f4		1	0.3%
2c2b89bb4ed2475		1	0.3%
2c4950efbc4f485c		1	0.3%
2c5000cc7fa54dbb		1	0.3%
2c7dff734efc4ccb		1	0.3%
2c8f787219df44a8		1	0.3%
2d21136097a4458		1	0.3%
2f0258e282264dd		1	0.3%
2f3dadda9c4d49b		1	0.3%
303f41c72565478		1	0.3%
30b9d5e1f9fe43dc		1	0.3%
30fa92d582c34ff8		1	0.3%
312a435313e240e		1	0.3%
31a3f66b5452449		1	0.3%
32bb43e6ccef4255		1	0.3%
333db34cb097445		1	0.3%
34533291de9b4e3		1	0.3%
349edf6fc6cb49dc		1	0.3%
34efbcd896549f7		1	0.3%
362ff1525f0b427c		1	0.3%
369a2e686b0641f		1	0.3%
37c7d386630e44f		1	0.3%

File : CSEC3_0

interview__id: Unique 32-character long identifier of the interview

Value	Label	Cases	Percentage
391f45ad2d3548e		1	0.3%
39627200a32c462		1	0.3%
39e38a8716404f4		1	0.3%
3a542ba2ee9a46d		1	0.3%
3ac09195350c451		1	0.3%
3b3c7af2481243f		1	0.3%
3ce08aeb981a41a		1	0.3%
3cf0a1fa46ae4682		1	0.3%
3d61703566614f4		1	0.3%
3f41cdc7f4484a90		1	0.3%
40927a9f8da44e0		1	0.3%
41d507da42f24fa		1	0.3%
44c8e8b546fa4e9		1	0.3%
4582b29c263744c		1	0.3%
45e2495043be477		1	0.3%
468987393fd4448		1	0.3%
46bc8364e56f4e2		1	0.3%
481f3d44d4074b5		1	0.3%
49123f99dd9b486		1	0.3%
4936d20fd0be487		1	0.3%
49d2684cbd464ee		1	0.3%
4af38353df164c5		1	0.3%
4b07af9a7bac483		1	0.3%
4b14fdfdc4154af5		1	0.3%
4dd40973252a4df		1	0.3%
4e6fd738620241a		1	0.3%
50a0e9476f3f494		1	0.3%
51986b54676d4e3		1	0.3%
527a88628b1c424		1	0.3%
5300060198c04c3		1	0.3%
53fa8063d7db498		1	0.3%
54d04063673a4a7		1	0.3%
559f5482d2fa4c7		1	0.3%
55b84b9565e6420		1	0.3%
56225232b30346		1	0.3%
57061e3264f8499		1	0.3%
58cf916082f84b1		1	0.3%
58d95fc30734424		1	0.3%
59accfcd4d542a2		1	0.3%
5a30e64718014fc		1	0.3%
5b2bb8ba8da5434		1	0.3%
5b3c6ba74736462		1	0.3%
5c104965b505425		1	0.3%

File : CSEC3_0

interview__id: Unique 32-character long identifier of the interview

Value	Label	Cases	Percentage
5c166c1642f340b		1	0.3%
5ed8795ec990433		1	0.3%
5f625ed846014f1		1	0.3%
5f9671150b6c4d8		1	0.3%
5f9c80627104486		1	0.3%
5fd0f31f330a49a7		1	0.3%
608bfd2bd5f8412		1	0.3%
61dc08d3c51a46b		1	0.3%
61e4b68c15e0457		1	0.3%
62af21468f5b4edl		1	0.3%
62f01c4bc6cf48c7		1	0.3%
63ef3bf75fef4be6		1	0.3%
645e8f52e0284da		1	0.3%
652892d80eef4dc		1	0.3%
6576b15a95a0431		1	0.3%
6596c2921b4f49f		1	0.3%
65e342045671412		1	0.3%
663e019dae8f42e		1	0.3%
664e98a3af9c465		1	0.3%
67ac1b9b59384c0		1	0.3%
67d77e0fbf754e2		1	0.3%
68984e8f107b4fc1		1	0.3%
68b87f690c5e4d4		1	0.3%
69fdbce170a3499		1	0.3%
6aac54099d5446c		1	0.3%
6be18dc7379a4d8		1	0.3%
6cb2e1bf1182402		1	0.3%
6d561d7e1bb34b0		1	0.3%
6d6546ea45a24cc		1	0.3%
6e7a08685b68404		1	0.3%
6ec8cecb648e4b6		1	0.3%
6fb3d5bdc87496		1	0.3%
712dd05dfdf54bc		1	0.3%
73b6584e55df47e		1	0.3%
73edb914e5ec4a6		1	0.3%
74879a94288749c		1	0.3%
75df2b5c7d6b492		1	0.3%
76a347dba3c945d		1	0.3%
77b63a2a3a5846c		1	0.3%
78b1f1144ce740d		1	0.3%
7934cfadf18a4020		1	0.3%
7a92a755edec4d6		1	0.3%
7af284e10f40460		1	0.3%

File : CSEC3_0

interview__id: Unique 32-character long identifier of the interview

Value	Label	Cases	Percentage
7b71511069ca41c		1	0.3%
7b91ac7196d446f		1	0.3%
7ceaac984dc4433		1	0.3%
7f25311583624b7		1	0.3%
80c5e48699bc48b		1	0.3%
81def38cfed24edc		1	0.3%
81f2300746cc4b0		1	0.3%
824efbe20846431		1	0.3%
825a4d9c10674fb		1	0.3%
82e2ee46332f4f5c		1	0.3%
865a0a2dd0d442a		1	0.3%
87d1a29404f2409		1	0.3%
8b2193d437e6485		1	0.3%
8c60b24c5d69455		1	0.3%
8da56015c708420		1	0.3%
8ed0e75643204d2		1	0.3%
8f69cfcd9bea4a2a		1	0.3%
909b86e277fe480		1	0.3%
91e89e7118c041f		1	0.3%
92722375ee7a482		1	0.3%
93268921598f4e9		1	0.3%
942d21651db145e		1	0.3%
94a28a335ad8409		1	0.3%
94ae3c15a2df4270		1	0.3%
94d6a92de2aa418		1	0.3%
94e8fb8cab7846d		1	0.3%
977cf8b59c214cd		1	0.3%
9836e079cdd949e		1	0.3%
987cf3a3f3f04a53		1	0.3%
989fa310b635456		1	0.3%
98c92ebc81274b4		1	0.3%
98ff8b8f6835485e		1	0.3%
991ea35afb8c4a5e		1	0.3%
9ae38f33171f4fb8		1	0.3%
9b29a92d6753467		1	0.3%
9c42c15316c0441		1	0.3%
9c877a6abcc44e2		1	0.3%
9ecbe56df9f249d5		1	0.3%
9ef24898f0e04e6f		1	0.3%
a03a17e845b8444		1	0.3%
a0525377534b48f		1	0.3%
a221543631f5448		1	0.3%
a29bda3a56964ba		1	0.3%

File : CSEC3_0

interview__id: Unique 32-character long identifier of the interview

Value	Label	Cases	Percentage
a3908ba3b92f4fe1		1	0.3%
a4729f20438e493		1	0.3%
a5e08a9b2416439		1	0.3%
a93651e6ad8d4de		1	0.3%
a9b092b3952f4ec		1	0.3%
aeefbdde40724ba		1	0.3%
b00970f7c1fd483		1	0.3%
b0b5ef4a81ee422		1	0.3%
b0cd107e76604c5		1	0.3%
b105a36a56b84f6		1	0.3%
b136b27d911942		1	0.3%
b137ae14a69249f		1	0.3%
b2e36352f5d9409		1	0.3%
b330812745fa4e7		1	0.3%
b341d8d4669945		1	0.3%
b4251f797f5f478		1	0.3%
b562c88957c5417		1	0.3%
b59699570a7a45a		1	0.3%
b60db776f7044c0		1	0.3%
b6beade8c2fb4ba		1	0.3%
b6c120c8e36f4d4		1	0.3%
b71b6b7c544e41f		1	0.3%
b92db033a86e4ab		1	0.3%
bad2132fae8a424		1	0.3%
bb6db2bb7e894ee		1	0.3%
bb91dac00ca941a		1	0.3%
bbb3f63e02a24e3		1	0.3%
bbd5aebfc1a54cfe		1	0.3%
bcc6e03bb2a5433		1	0.3%
bcf4623a365e435		1	0.3%
bfade52afbbe499		1	0.3%
bfc868c5c591428		1	0.3%
c015bae305344f9		1	0.3%
c14a86da4ace406		1	0.3%
c1a22955cf934b9		1	0.3%
c208d41946924e2		1	0.3%
c2a083238ac94fc		1	0.3%
c3356144806643		1	0.3%
c40d2554992447		1	0.3%
c5a985e708a7459		1	0.3%
c7bcab112852484		1	0.3%
c997c4379310457		1	0.3%
c9f3e3b01148416		1	0.3%

File : CSEC3_0

interview__id: Unique 32-character long identifier of the interview

Value	Label	Cases	Percentage
ca4736d2f7a74a89		1	0.3%
caa6f80f888744d0		1	0.3%
cbe3a418c67c437		1	0.3%
cc8047dc8a484aa		1	0.3%
cd1474d77fac421		1	0.3%
ce05dd69d60e43e		1	0.3%
ce31748c847d40a		1	0.3%
cedfce2c57e641d1		1	0.3%
d091d72bf34743f		1	0.3%
d4b645c8dabe4a1		1	0.3%
d4e9ef0dc2b74bf2		1	0.3%
d56d66a6c7584c2		1	0.3%
d63a27ac1a6d4af3		1	0.3%
d63ba4eb8a1c4a0		1	0.3%
d6aa486f005240b		1	0.3%
d7b1236aabb94f6		1	0.3%
d7df893335d04af		1	0.3%
d84f5f9e3a694d3e		1	0.3%
d8e480e0083545f		1	0.3%
d983e831143f41a		1	0.3%
da5e5ab5a00e480		1	0.3%
da7a73e6a465427		1	0.3%
db979bdcd2e148f		1	0.3%
dc1776a9a0e14f4		1	0.3%
dda5335ce205431		1	0.3%
df04ee2c0e3a4107		1	0.3%
dfbc222d6117426		1	0.3%
e106494d0ae84f2		1	0.3%
e23a30e088d1453		1	0.3%
e24222c61b9f456		1	0.3%
e282714b05cb42f		1	0.3%
e3166e34b04d473		1	0.3%
e4d52a1c0a1148d		1	0.3%
e4ddc650064a4c0		1	0.3%
e614b8ae67d44c8		1	0.3%
e61b5559a1b4404		1	0.3%
e6d0819875ec42e		1	0.3%
e77d4f6292d2475		1	0.3%
e86a2ea031ca4f9c		1	0.3%
e8b86f9566254e7		1	0.3%
e90883e23667495		1	0.3%
e9acfec9f50e43a8		1	0.3%
e9e027640d2a450		1	0.3%

File : CSEC3_0

interview__id: Unique 32-character long identifier of the interview

Value	Label	Cases	Percentage
e9ee6e0d15b54db		1	0.3%
eb8f3695097d4ec		1	0.3%
ebb0b322a786451		1	0.3%
ed628650c92d451		1	0.3%
ee245be814ce483		1	0.3%
ef0a2c1050d9446		1	0.3%
f11ff6935d374a37		1	0.3%
f2753e0a1ee1407f		1	0.3%
f310f9362b1e429f		1	0.3%
f4f37a3e35c44dc4		1	0.3%
f7c8666f68b2434f		1	0.3%
fa6d43e574104db		1	0.3%
fad0449bb4f0427f		1	0.3%
fbdb75a9b0ab4f6f		1	0.3%
fc8c4458e87f4d7f		1	0.3%
fd96d6f934ab457f		1	0.3%
fe36e5eff69c4cb2		1	0.3%
ff38ebd77e0b421f		1	0.3%
ffc83c8361694f8c		1	0.3%

Warning: these figures indicate the number of cases found in the data file. They cannot be interpreted as summary statistics of the population of interest.

s3q02: 2. What is the school's EMIS number?

Information	[Type= continuous] [Format=numeric] [Range= 0-800004] [Missing=*]
Statistics [NW/ W]	[Valid=244 /-] [Invalid=63 /-] [Mean=42646.201 /-] [StdDev=119421.16 /-]

s3q04: 4. What is the function of the respondent?

Information	[Type= discrete] [Format=numeric] [Range= 1-96] [Missing=*]
Statistics [NW/ W]	[Valid=246 /-] [Invalid=61 /-]

Value	Label	Cases	Percentage
1	Headmaster	128	52.0%
2	Deputy Headmaster	70	28.5%
3	Teacher	38	15.4%
4	Teacher Assistant	0	
96	Other	10	4.1%
Sysmiss		61	

Warning: these figures indicate the number of cases found in the data file. They cannot be interpreted as summary statistics of the population of interest.

s3q05: 5. How long has the respondent been at the school? (YEARS)

Information	[Type= continuous] [Format=numeric] [Range= 0-24] [Missing=*]
Statistics [NW/ W]	[Valid=246 /-] [Invalid=61 /-] [Mean=3.976 /-] [StdDev=3.886 /-]

s3q06: 6. Who manages this school?

Information	[Type= discrete] [Format=numeric] [Range= 1-96] [Missing=*]
Statistics [NW/ W]	[Valid=246 /-] [Invalid=61 /-]

File : CSEC3_0

s3q06: 6. Who manages this school?

Value	Label	Cases	Percentage
1	Government	238	<div><div></div></div> 96.7%
2	Private	8	<div><div></div></div> 3.3%
3	NGO/Religious Association	0	
96	Other	0	
Sysmiss		61	

Warning: these figures indicate the number of cases found in the data file. They cannot be interpreted as summary statistics of the population of interest.

s3q07: 7. INTERVIEWER: IS IT A SCHOOL DAY OR WEEKEND/HOLIDAY?

Information		[Type= discrete] [Format=numeric] [Range= 1-2] [Missing=*]		
Statistics [NW/ W]		[Valid=246 /-] [Invalid=61 /-]		
Value	Label	Cases	Percentage	
1	School Day	211	<div></div>	85.8%
2	Weekend/Holiday	35	<div></div>	14.2%
Sysmiss		61		

Warning: these figures indicate the number of cases found in the data file. They cannot be interpreted as summary statistics of the population of interest.

File : CSEC3A

Final_EA_code: Enumeration Area Unique identifier

Information [Type= discrete] [Format=character] [Missing=*]

Statistics [NW/ W] [Valid=1535 /-] [Invalid=0 /-]

Value	Label	Cases	Percentage
101204020501		5	0.3%
102101040201		5	0.3%
102101080210		5	0.3%
102102020513		5	0.3%
102102050406		5	0.3%
102102060108		5	0.3%
102102080506		5	0.3%
102103010916		5	0.3%
102103041252		5	0.3%
102103050203		5	0.3%
102103050439		5	0.3%
102103060631		5	0.3%
102103080303		5	0.3%
102103120844		5	0.3%
102104010236		5	0.3%
102104020103		5	0.3%
102104020313		5	0.3%
102104081332		5	0.3%
102104163014		5	0.3%
102104190357		5	0.3%
102105010613		5	0.3%
102105030701		5	0.3%
102105040650		5	0.3%
102105100433		5	0.3%
102105130528		5	0.3%
102105150507		5	0.3%
103105050501		5	0.3%
103107020109		5	0.3%
104102040606		5	0.3%
104104030820		5	0.3%
104105040311		5	0.3%
104208040401		5	0.3%
105105020108		5	0.3%
106101010605		5	0.3%
106101090206		5	0.3%
106106060103		5	0.3%
107202060102		5	0.3%
107302030503		5	0.3%
107305070203		5	0.3%
107402030203		5	0.3%
107403060301		5	0.3%

File : CSEC3A

Final_EA_code: Enumeration Area Unique identifier

Value	Label	Cases	Percentage
108106030909		5	0.3%
108301010115		5	0.3%
108301050512		5	0.3%
110203060109		5	0.3%
110204010703		5	0.3%
110206030911		5	0.3%
110207040309		5	0.3%
110305010603		5	0.3%
110306010205		5	0.3%
111102010811		5	0.3%
111202040320		5	0.3%
111202061528		5	0.3%
112102030202		5	0.3%
112104021001		5	0.3%
112204030107		5	0.3%
113105040201		5	0.3%
113105050532		5	0.3%
113111020505		5	0.3%
113113020418		5	0.3%
113113060242		5	0.3%
113301010130		5	0.3%
113301050411		5	0.3%
113406060107		5	0.3%
113604010110		5	0.3%
115103020402		5	0.3%
115104030401		5	0.3%
115202070303		5	0.3%
115206030602		5	0.3%
115303040507		5	0.3%
115303050716		5	0.3%
116102050101		5	0.3%
117106050206		5	0.3%
117201050401		5	0.3%
117202080201		5	0.3%
117301041130		5	0.3%
117301041137		5	0.3%
117302030901		5	0.3%
117302060527		5	0.3%
118101041020		5	0.3%
119104030404		5	0.3%
120106010101		5	0.3%
122102060404		5	0.3%
122105020311		5	0.3%

File : CSEC3A

Final_EA_code: Enumeration Area Unique identifier

Value	Label	Cases	Percentage
122106021812		5	0.3%
123110030105		5	0.3%
124101050211		5	0.3%
124101050312		5	0.3%
124103021620		5	0.3%
124104040103		5	0.3%
124107010620		5	0.3%
124108021108		5	0.3%
125105010702		5	0.3%
201203010310		5	0.3%
201206020507		5	0.3%
201210090210		5	0.3%
202205030602		5	0.3%
203202030310		5	0.3%
203202040303		5	0.3%
203301010111		5	0.3%
204101030213		5	0.3%
204102040514		5	0.3%
204203010514		5	0.3%
204301010302		5	0.3%
204301020206		5	0.3%
204301030308		5	0.3%
204302051318		5	0.3%
205101020309		5	0.3%
205101030109		5	0.3%
205107030213		5	0.3%
207104010604		5	0.3%
208102140202		5	0.3%
208107130101		5	0.3%
208202080102		5	0.3%
209201010506		5	0.3%
210306040101		5	0.3%
210306040102		5	0.3%
211105030205		5	0.3%
211106070404		5	0.3%
211107030208		5	0.3%
212104030611		5	0.3%
212105040709		5	0.3%
212202010105		5	0.3%
212305020404		5	0.3%
214101040303		5	0.3%
214101060404		5	0.3%
214102020611		5	0.3%

File : CSEC3A

Final_EA_code: Enumeration Area Unique identifier

Value	Label	Cases	Percentage
214108010504		5	0.3%
214113010305		5	0.3%
214114030515		5	0.3%
215109020818		5	0.3%
215115020203		5	0.3%
215120020808		5	0.3%
216202030604		5	0.3%
218103021305		5	0.3%
218115040101		5	0.3%
219103120104		5	0.3%
219103170202		5	0.3%
221109020302		5	0.3%
221109050505		5	0.3%
222111021102		5	0.3%
223108100606		5	0.3%
223120020410		5	0.3%
223121010401		5	0.3%
223121030202		5	0.3%
223126011515		5	0.3%
223128010204		5	0.3%
223135040509		5	0.3%
224105051111		5	0.3%
225103041522		5	0.3%
225114032604		5	0.3%
226101010214		5	0.3%
226102050810		5	0.3%
226104040305		5	0.3%
226105051005		5	0.3%
228102030405		5	0.3%
229104021009		5	0.3%
230105010304		5	0.3%
230105040506		5	0.3%
230109050511		5	0.3%
232101040606		5	0.3%
232203040502		5	0.3%
302101021503		5	0.3%
302201050803		5	0.3%
302204050508		5	0.3%
302205050202		5	0.3%
302303070505		5	0.3%
303201020510		5	0.3%
303202060606		5	0.3%
303204050605		5	0.3%

File : CSEC3A

Final_EA_code: Enumeration Area Unique identifier

Value	Label	Cases	Percentage
303402040806		5	0.3%
303404010207		5	0.3%
303404030404		5	0.3%
303405070316		5	0.3%
303405071314		5	0.3%
303503041111		5	0.3%
303504020504		5	0.3%
304102010107		5	0.3%
304204020110		5	0.3%
304301040405		5	0.3%
306201010103		5	0.3%
306203010305		5	0.3%
306204010301		5	0.3%
306204020605		5	0.3%
307108020605		5	0.3%
307108030304		5	0.3%
307108030708		5	0.3%
307108030908		5	0.3%
307202030201		5	0.3%
308102060619		5	0.3%
309103050101		5	0.3%
309104050403		5	0.3%
309204060609		5	0.3%
310102021618		5	0.3%
310202030204		5	0.3%
310306030909		5	0.3%
310306040802		5	0.3%
310306041001		5	0.3%
311102010107		5	0.3%
311103020202		5	0.3%
311105051111		5	0.3%
311202010102		5	0.3%
312105020216		5	0.3%
313102050501		5	0.3%
313104010108		5	0.3%
314101030304		5	0.3%
314103040301		5	0.3%
314105010202		5	0.3%
315105030209		5	0.3%
317101010205		5	0.3%
317103020201		5	0.3%
317107051210		5	0.3%
318102020202		5	0.3%

File : CSEC3A

Final_EA_code: Enumeration Area Unique identifier

Value	Label	Cases	Percentage
318103020406		5	0.3%
318112010303		5	0.3%
318114020701		5	0.3%
318116050101		5	0.3%
319105080306		5	0.3%
319107020203		5	0.3%
319203030409		5	0.3%
320102020601		5	0.3%
320102040601		5	0.3%
320108080103		5	0.3%
321103040514		5	0.3%
321105050214		5	0.3%
321106010504		5	0.3%
321107061709		5	0.3%
322108020610		5	0.3%
322111041206		5	0.3%
323104030201		5	0.3%
323106040915		5	0.3%
323108030411		5	0.3%
324101011403		5	0.3%
324104010503		5	0.3%
325101020514		5	0.3%
325103060113		5	0.3%
325103060210		5	0.3%
325107010301		5	0.3%
327103030510		5	0.3%
327106020513		5	0.3%
329106020616		5	0.3%
330107010101		5	0.3%
330110010403		5	0.3%
402208050714		5	0.3%
402210030714		5	0.3%
403101020501		5	0.3%
403105050205		5	0.3%
403201020515		5	0.3%
403301030215		5	0.3%
404102030405		5	0.3%
404207040904		5	0.3%
404403030304		5	0.3%
405104020509		5	0.3%
405203030403		5	0.3%
405211011114		5	0.3%
405301040904		5	0.3%

File : CSEC3A

Final_EA_code: Enumeration Area Unique identifier

Value	Label	Cases	Percentage
405302030405		5	0.3%
406108040102		5	0.3%
406201020310		5	0.3%
406210060603		5	0.3%
406212010207		5	0.3%
406303070608		5	0.3%
407106021906		5	0.3%
408102011215		5	0.3%
408112020621		5	0.3%
408113040517		5	0.3%
409101040104		5	0.3%
409203050902		5	0.3%
409301030405		5	0.3%
410101040507		5	0.3%
410201010654		5	0.3%
410201010733		5	0.3%
410303060103		5	0.3%
411203020101		5	0.3%
411302020404		5	0.3%
411402020404		5	0.3%
411403030809		5	0.3%
412103070506		5	0.3%
412201070408		5	0.3%
412203040507		5	0.3%
414116010603		5	0.3%
415105020404		5	0.3%
415106081213		5	0.3%
415110040403		5	0.3%
415114070301		5	0.3%
415115040706		5	0.3%
417102010602		5	0.3%
417103010710		5	0.3%
417107030404		5	0.3%
417109040205		5	0.3%
417201010905		5	0.3%
417202010210		5	0.3%
418104030103		5	0.3%
418201020305		5	0.3%
418202010203		5	0.3%
418209070214		5	0.3%
419204020202		5	0.3%
420107040304		5	0.3%
420108030901		5	0.3%

File : CSEC3A

Final_EA_code: Enumeration Area Unique identifier

Value	Label	Cases	Percentage
422102010506		5	0.3%
422107010808		5	0.3%
423110010602		5	0.3%
424105020201		5	0.3%
426202040101		5	0.3%
427202040214		5	0.3%
428111030515		5	0.3%
432205040203		5	0.3%

Warning: these figures indicate the number of cases found in the data file. They cannot be interpreted as summary statistics of the population of interest.

interview__id: Unique 32-character long identifier of the interview

Information	[Type= discrete] [Format=character] [Missing=*]
Statistics [NW/ W]	[Valid=1535 /-] [Invalid=0 /-]

Value	Label	Cases	Percentage
05a0fe0e9f714c0t		5	0.3%
05f078de3c20400		5	0.3%
07ae8f7297234ae		5	0.3%
0878b9ca320646c		5	0.3%
098b64d5f62d444		5	0.3%
09bfa283100c462		5	0.3%
0aee3535b7234e0		5	0.3%
0b08b47250b441c		5	0.3%
0c7be6801de643e		5	0.3%
0d07cf9a197b4ea		5	0.3%
0d35d167e05a48c		5	0.3%
0e0a6e4e61be4e8		5	0.3%
0f26d7f7b06f4b9		5	0.3%
103ae2d40d654ba		5	0.3%
104d7f9eb5cc429		5	0.3%
1058921f8e3e471		5	0.3%
10e47f214cb7482		5	0.3%
1124288a21f7429		5	0.3%
11324295e37b4bc		5	0.3%
120745e30ae2426		5	0.3%
14b0a6db23fb42a		5	0.3%
14c013df40e448d		5	0.3%
1559b44962074f1		5	0.3%
15d825f70832453		5	0.3%
15daaf897d21429		5	0.3%
165176d72b6e412		5	0.3%
179be7cbf9884e0		5	0.3%
17ad285d62d7495		5	0.3%
18cad48cbad4438		5	0.3%
19e17412e1bb43c		5	0.3%

File : CSEC3A

interview__id: Unique 32-character long identifier of the interview

Value	Label	Cases	Percentage
1a7113db20214df		5	0.3%
1abf78b9247749b		5	0.3%
1b8cc2c21714481		5	0.3%
1d1c39bd455d40e		5	0.3%
1eb5ffb1eeb14468		5	0.3%
1f82d12a97c5472		5	0.3%
1f9751e8115d473		5	0.3%
20b3dc70a2ef47ff		5	0.3%
22079ff2853f489c		5	0.3%
22305ac5a3e1460		5	0.3%
2298e1b9396042c		5	0.3%
23f6bb268b504e5		5	0.3%
24dff56428de471e		5	0.3%
2687e3cb2fe0474		5	0.3%
26be7462ce5e43d		5	0.3%
26eef9075b7349a		5	0.3%
26f0c6653b8b4c1		5	0.3%
293ecee7a80a482		5	0.3%
29cc9b2639524c4		5	0.3%
2b8544e9cb7347f		5	0.3%
2bc65237da7d4f7		5	0.3%
2bea2c4985dd4f4		5	0.3%
2c2b89bb4ed2475		5	0.3%
2c4950efbc4f485c		5	0.3%
2c5000cc7fa54dbb		5	0.3%
2c7dff734efc4ccb		5	0.3%
2c8f787219df44a8		5	0.3%
2d21136097a4458		5	0.3%
2f0258e282264dd		5	0.3%
2f3dadda9c4d49b		5	0.3%
303f41c72565478		5	0.3%
30b9d5e1f9fe43dc		5	0.3%
30fa92d582c34ff8		5	0.3%
312a435313e240e		5	0.3%
31a3f66b5452449		5	0.3%
32bb43e6ccef4255		5	0.3%
333db34cb097445		5	0.3%
34533291de9b4e3		5	0.3%
349edf6fc6cb49dc		5	0.3%
34efbcd896549f7		5	0.3%
362ff1525f0b427c		5	0.3%
369a2e686b0641f		5	0.3%
37c7d386630e44f		5	0.3%

File : CSEC3A

interview__id: Unique 32-character long identifier of the interview

Value	Label	Cases	Percentage
391f45ad2d3548e		5	0.3%
39627200a32c462		5	0.3%
39e38a8716404f4		5	0.3%
3a542ba2ee9a46d		5	0.3%
3ac09195350c451		5	0.3%
3b3c7af2481243f		5	0.3%
3ce08aeb981a41a		5	0.3%
3cf0a1fa46ae4682		5	0.3%
3d61703566614f4		5	0.3%
3f41cdc7f4484a90		5	0.3%
40927a9f8da44e0		5	0.3%
41d507da42f24fa		5	0.3%
44c8e8b546fa4e9		5	0.3%
4582b29c263744c		5	0.3%
45e2495043be477		5	0.3%
468987393fd4448		5	0.3%
46bc8364e56f4e2		5	0.3%
481f3d44d4074b5		5	0.3%
49123f99dd9b486		5	0.3%
4936d20fd0be487		5	0.3%
49d2684cbd464ee		5	0.3%
4af38353df164c5		5	0.3%
4b07af9a7bac483		5	0.3%
4b14fdfdc4154af5		5	0.3%
4dd40973252a4df		5	0.3%
4e6fd738620241a		5	0.3%
50a0e9476f3f494		5	0.3%
51986b54676d4e3		5	0.3%
527a88628b1c424		5	0.3%
5300060198c04c3		5	0.3%
53fa8063d7db498		5	0.3%
54d04063673a4a7		5	0.3%
559f5482d2fa4c7		5	0.3%
55b84b9565e6420		5	0.3%
56225232b30346		5	0.3%
57061e3264f8499		5	0.3%
58cf916082f84b1		5	0.3%
58d95fc30734424		5	0.3%
59accfcd4d542a7		5	0.3%
5a30e64718014fc		5	0.3%
5b2bb8ba8da5434		5	0.3%
5b3c6ba74736462		5	0.3%
5c104965b505425		5	0.3%

File : CSEC3A

interview__id: Unique 32-character long identifier of the interview

Value	Label	Cases	Percentage
5c166c1642f340b		5	0.3%
5ed8795ec990433		5	0.3%
5f625ed846014f1		5	0.3%
5f9671150b6c4d8		5	0.3%
5f9c80627104486		5	0.3%
5fd0f31f330a49a7		5	0.3%
608bfd2bd5f8412		5	0.3%
61dc08d3c51a46b		5	0.3%
61e4b68c15e0457		5	0.3%
62af21468f5b4edl		5	0.3%
62f01c4bc6cf48c7		5	0.3%
63ef3bf75fef4be6		5	0.3%
645e8f52e0284da		5	0.3%
652892d80eef4dc		5	0.3%
6576b15a95a0431		5	0.3%
6596c2921b4f49f		5	0.3%
65e342045671412		5	0.3%
663e019dae8f42e		5	0.3%
664e98a3af9c465		5	0.3%
67ac1b9b59384c0		5	0.3%
67d77e0fbf754e2		5	0.3%
68984e8f107b4fc1		5	0.3%
68b87f690c5e4d4		5	0.3%
69fdbce170a3499		5	0.3%
6aac54099d5446c		5	0.3%
6be18dc7379a4d8		5	0.3%
6cb2e1bf1182402		5	0.3%
6d561d7e1bb34b0		5	0.3%
6d6546ea45a24cc		5	0.3%
6e7a08685b68404		5	0.3%
6ec8cecb648e4b6		5	0.3%
6fb3d5bdc87496		5	0.3%
712dd05dfdf54bc		5	0.3%
73b6584e55df47e		5	0.3%
73edb914e5ec4a6		5	0.3%
74879a94288749c		5	0.3%
75df2b5c7d6b492		5	0.3%
76a347dba3c945d		5	0.3%
77b63a2a3a5846c		5	0.3%
78b1f1144ce740d		5	0.3%
7934cfadf18a4020		5	0.3%
7a92a755edec4d6		5	0.3%
7af284e10f40460		5	0.3%

File : CSEC3A

interview__id: Unique 32-character long identifier of the interview

Value	Label	Cases	Percentage
7b71511069ca41c		5	0.3%
7b91ac7196d446f		5	0.3%
7ceaac984dc4433		5	0.3%
7f25311583624b7		5	0.3%
80c5e48699bc48b		5	0.3%
81def38cfed24edc		5	0.3%
81f2300746cc4b0		5	0.3%
824efbe20846431		5	0.3%
825a4d9c10674fb		5	0.3%
82e2ee46332f4f5c		5	0.3%
865a0a2dd0d442a		5	0.3%
87d1a29404f2409		5	0.3%
8b2193d437e6485		5	0.3%
8c60b24c5d69455		5	0.3%
8da56015c708420		5	0.3%
8ed0e75643204d2		5	0.3%
8f69cfcd9bea4a2a		5	0.3%
909b86e277fe480		5	0.3%
91e89e7118c041f		5	0.3%
92722375ee7a482		5	0.3%
93268921598f4e9		5	0.3%
942d21651db145e		5	0.3%
94a28a335ad8409		5	0.3%
94ae3c15a2df4270		5	0.3%
94d6a92de2aa418		5	0.3%
94e8fb8cab7846d		5	0.3%
977cf8b59c214cd		5	0.3%
9836e079cdd949e		5	0.3%
987cf3a3f3f04a53		5	0.3%
989fa310b635456		5	0.3%
98c92ebc81274b4		5	0.3%
98ff8b8f6835485f		5	0.3%
991ea35afb8c4a5b		5	0.3%
9ae38f33171f4fb8		5	0.3%
9b29a92d6753467		5	0.3%
9c42c15316c0441		5	0.3%
9c877a6abcc44e2		5	0.3%
9ecbe56df9f249d5		5	0.3%
9ef24898f0e04e6f		5	0.3%
a03a17e845b8444		5	0.3%
a0525377534b48f		5	0.3%
a221543631f5448		5	0.3%
a29bda3a56964ba		5	0.3%

File : CSEC3A

interview__id: Unique 32-character long identifier of the interview

Value	Label	Cases	Percentage
a3908ba3b92f4fe1		5	0.3%
a4729f20438e493		5	0.3%
a5e08a9b2416439		5	0.3%
a93651e6ad8d4de		5	0.3%
a9b092b3952f4ec		5	0.3%
aeefbdde40724ba		5	0.3%
b00970f7c1fd483		5	0.3%
b0b5ef4a81ee422		5	0.3%
b0cd107e76604c5		5	0.3%
b105a36a56b84f6		5	0.3%
b136b27d911942		5	0.3%
b137ae14a69249f		5	0.3%
b2e36352f5d9409		5	0.3%
b330812745fa4e7		5	0.3%
b341d8d4669945		5	0.3%
b4251f797f5f478		5	0.3%
b562c88957c5417		5	0.3%
b59699570a7a45a		5	0.3%
b60db776f7044c0		5	0.3%
b6beade8c2fb4ba		5	0.3%
b6c120c8e36f4d4		5	0.3%
b71b6b7c544e41f		5	0.3%
b92db033a86e4ab		5	0.3%
bad2132fae8a424		5	0.3%
bb6db2bb7e894ee		5	0.3%
bb91dac00ca941a		5	0.3%
bbb3f63e02a24e3		5	0.3%
bbd5aebfc1a54cfe		5	0.3%
bcc6e03bb2a5433		5	0.3%
bcf4623a365e435		5	0.3%
bfade52afbbe499		5	0.3%
bfc868c5c591428		5	0.3%
c015bae305344f9		5	0.3%
c14a86da4ace406		5	0.3%
c1a22955cf934b9		5	0.3%
c208d41946924e2		5	0.3%
c2a083238ac94fc		5	0.3%
c3356144806643		5	0.3%
c40d2554992447		5	0.3%
c5a985e708a7459		5	0.3%
c7bcab112852484		5	0.3%
c997c4379310457		5	0.3%
c9f3e3b01148416		5	0.3%

File : CSEC3A

interview__id: Unique 32-character long identifier of the interview

Value	Label	Cases	Percentage
ca4736d2f7a74a89		5	0.3%
caa6f80f888744d0		5	0.3%
cbe3a418c67c437		5	0.3%
cc8047dc8a484aa		5	0.3%
cd1474d77fac421		5	0.3%
ce05dd69d60e43e		5	0.3%
ce31748c847d40a		5	0.3%
cedfce2c57e641d1		5	0.3%
d091d72bf34743f		5	0.3%
d4b645c8dabe4a1		5	0.3%
d4e9ef0dc2b74bf2		5	0.3%
d56d66a6c7584c2		5	0.3%
d63a27ac1a6d4af3		5	0.3%
d63ba4eb8a1c4a0		5	0.3%
d6aa486f005240b		5	0.3%
d7b1236aabb94f6		5	0.3%
d7df893335d04af		5	0.3%
d84f5f9e3a694d3c		5	0.3%
d8e480e0083545f		5	0.3%
d983e831143f41a		5	0.3%
da5e5ab5a00e480		5	0.3%
da7a73e6a465427		5	0.3%
db979bdcd2e148f		5	0.3%
dc1776a9a0e14f4		5	0.3%
dda5335ce205431		5	0.3%
df04ee2c0e3a4107		5	0.3%
dfbc222d6117426		5	0.3%
e106494d0ae84f2		5	0.3%
e23a30e088d1453		5	0.3%
e24222c61b9f456		5	0.3%
e282714b05cb42t		5	0.3%
e3166e34b04d473		5	0.3%
e4d52a1c0a1148d		5	0.3%
e4ddc650064a4c0		5	0.3%
e614b8ae67d44c8		5	0.3%
e61b5559a1b4404		5	0.3%
e6d0819875ec42e		5	0.3%
e77d4f6292d2475		5	0.3%
e86a2ea031ca4f9c		5	0.3%
e8b86f9566254e7		5	0.3%
e90883e23667495		5	0.3%
e9acfec9f50e43a8		5	0.3%
e9e027640d2a450		5	0.3%

File : CSEC3A

interview__id: Unique 32-character long identifier of the interview

Value	Label	Cases	Percentage
e9ee6e0d15b54db		5	0.3%
eb8f3695097d4ec		5	0.3%
ebb0b322a786451		5	0.3%
ed628650c92d451		5	0.3%
ee245be814ce483		5	0.3%
ef0a2c1050d9446		5	0.3%
f11ff6935d374a37		5	0.3%
f2753e0a1ee1407a		5	0.3%
f310f9362b1e429f		5	0.3%
f4f37a3e35c44dc4		5	0.3%
f7c8666f68b2434a		5	0.3%
fa6d43e574104db		5	0.3%
fad0449bb4f0427b		5	0.3%
fbdb75a9b0ab4f6c		5	0.3%
fc8c4458e87f4d78		5	0.3%
fd96d6f934ab457f		5	0.3%
fe36e5eff69c4cb2		5	0.3%
ff38ebd77e0b421a		5	0.3%
ffc83c8361694f8c		5	0.3%

Warning: these figures indicate the number of cases found in the data file. They cannot be interpreted as summary statistics of the population of interest.

s3r1__id: Facility

Information	[Type= discrete] [Format=numeric] [Range= 1-5] [Missing=*]
Statistics [NW/ W]	[Valid=1535 /-] [Invalid=0 /-]

Value	Label	Cases	Percentage
1	Classrooms	307	20.0%
2	Teachersâ€™ houses	307	20.0%
3	Library	307	20.0%
4	Toilets/Latrines	307	20.0%
5	Other	307	20.0%

Warning: these figures indicate the number of cases found in the data file. They cannot be interpreted as summary statistics of the population of interest.

s3q09: Are [FACILITIES] available at the school?

Information	[Type= discrete] [Format=numeric] [Range= 1-2] [Missing=*]
Statistics [NW/ W]	[Valid=1228 /-] [Invalid=307 /-]

Value	Label	Cases	Percentage
1	Yes	778	63.4%
2	No	450	36.6%
Sysmiss		307	



Warning: these figures indicate the number of cases found in the data file. They cannot be interpreted as summary statistics of the population of interest.

s3q10: 10. Is the %rostartitle% adequate?

Information	[Type= discrete] [Format=numeric] [Range= 1-2] [Missing=*]
Statistics [NW/ W]	[Valid=778 /-] [Invalid=757 /-]

File : CSEC3A






s3q10: 10. Is the %rosteritle% adequate?

Value	Label	Cases	Percentage
1	Yes	304	 39.1%
2	No	474	 60.9%
Sysmiss		757	

Warning: these figures indicate the number of cases found in the data file. They cannot be interpreted as summary statistics of the population of interest.

s3q11: 11. What type of buildings does the school have?




Information	[Type= discrete] [Format=numeric] [Range= 1-96] [Missing=*]
Statistics [NW/ W]	[Valid=778 /-] [Invalid=757 /-]

Value	Label	Cases	Percentage
1	Permanent	656	 84.3%
2	Semi-permanent	32	 4.1%
3	Both permanent & Semi-permanent	78	 10.0%
4	Temporary	10	 1.3%
96	Other	2	 0.3%
Sysmiss		757	

Warning: these figures indicate the number of cases found in the data file. They cannot be interpreted as summary statistics of the population of interest.

s3q12: 12. What is the condition of the %rosteritle%?

Information	[Type= discrete] [Format=numeric] [Range= 1-3] [Missing=*]
Statistics [NW/ W]	[Valid=778 /-] [Invalid=757 /-]

Value	Label	Cases	Percentage
1	Good	291	 37.4%
2	Fair	385	 49.5%
3	Poor	102	 13.1%
Sysmiss		757	

Warning: these figures indicate the number of cases found in the data file. They cannot be interpreted as summary statistics of the population of interest.

s3q13: 13. How many of the %rosteritle% were constructed in the last 12 months?

Information	[Type= continuous] [Format=numeric] [Range= 0-25] [Missing=*]
Statistics [NW/ W]	[Valid=778 /-] [Invalid=757 /-] [Mean=0.388 /-] [StdDev=1.567 /-]

File : CSEC3B

Final_EA_code: Enumeration Area Unique identifier

Information [Type= discrete] [Format=character] [Missing=*]

Statistics [NW/ W] [Valid=307 /-] [Invalid=0 /-]

Value	Label	Cases	Percentage
101204020501		1	0.3%
102101040201		1	0.3%
102101080210		1	0.3%
102102020513		1	0.3%
102102050406		1	0.3%
102102060108		1	0.3%
102102080506		1	0.3%
102103010916		1	0.3%
102103041252		1	0.3%
102103050203		1	0.3%
102103050439		1	0.3%
102103060631		1	0.3%
102103080303		1	0.3%
102103120844		1	0.3%
102104010236		1	0.3%
102104020103		1	0.3%
102104020313		1	0.3%
102104081332		1	0.3%
102104163014		1	0.3%
102104190357		1	0.3%
102105010613		1	0.3%
102105030701		1	0.3%
102105040650		1	0.3%
102105100433		1	0.3%
102105130528		1	0.3%
102105150507		1	0.3%
103105050501		1	0.3%
103107020109		1	0.3%
104102040606		1	0.3%
104104030820		1	0.3%
104105040311		1	0.3%
104208040401		1	0.3%
105105020108		1	0.3%
106101010605		1	0.3%
106101090206		1	0.3%
106106060103		1	0.3%
107202060102		1	0.3%
107302030503		1	0.3%
107305070203		1	0.3%
107402030203		1	0.3%
107403060301		1	0.3%

File : CSEC3B

Final_EA_code: Enumeration Area Unique identifier

Value	Label	Cases	Percentage
108106030909		1	0.3%
108301010115		1	0.3%
108301050512		1	0.3%
110203060109		1	0.3%
110204010703		1	0.3%
110206030911		1	0.3%
110207040309		1	0.3%
110305010603		1	0.3%
110306010205		1	0.3%
111102010811		1	0.3%
111202040320		1	0.3%
111202061528		1	0.3%
112102030202		1	0.3%
112104021001		1	0.3%
112204030107		1	0.3%
113105040201		1	0.3%
113105050532		1	0.3%
113111020505		1	0.3%
113113020418		1	0.3%
113113060242		1	0.3%
113301010130		1	0.3%
113301050411		1	0.3%
113406060107		1	0.3%
113604010110		1	0.3%
115103020402		1	0.3%
115104030401		1	0.3%
115202070303		1	0.3%
115206030602		1	0.3%
115303040507		1	0.3%
115303050716		1	0.3%
116102050101		1	0.3%
117106050206		1	0.3%
117201050401		1	0.3%
117202080201		1	0.3%
117301041130		1	0.3%
117301041137		1	0.3%
117302030901		1	0.3%
117302060527		1	0.3%
118101041020		1	0.3%
119104030404		1	0.3%
120106010101		1	0.3%
122102060404		1	0.3%
122105020311		1	0.3%

File : CSEC3B

Final_EA_code: Enumeration Area Unique identifier

Value	Label	Cases	Percentage
122106021812		1	0.3%
123110030105		1	0.3%
124101050211		1	0.3%
124101050312		1	0.3%
124103021620		1	0.3%
124104040103		1	0.3%
124107010620		1	0.3%
124108021108		1	0.3%
125105010702		1	0.3%
201203010310		1	0.3%
201206020507		1	0.3%
201210090210		1	0.3%
202205030602		1	0.3%
203202030310		1	0.3%
203202040303		1	0.3%
203301010111		1	0.3%
204101030213		1	0.3%
204102040514		1	0.3%
204203010514		1	0.3%
204301010302		1	0.3%
204301020206		1	0.3%
204301030308		1	0.3%
204302051318		1	0.3%
205101020309		1	0.3%
205101030109		1	0.3%
205107030213		1	0.3%
207104010604		1	0.3%
208102140202		1	0.3%
208107130101		1	0.3%
208202080102		1	0.3%
209201010506		1	0.3%
210306040101		1	0.3%
210306040102		1	0.3%
211105030205		1	0.3%
211106070404		1	0.3%
211107030208		1	0.3%
212104030611		1	0.3%
212105040709		1	0.3%
212202010105		1	0.3%
212305020404		1	0.3%
214101040303		1	0.3%
214101060404		1	0.3%
214102020611		1	0.3%

File : CSEC3B

Final_EA_code: Enumeration Area Unique identifier

Value	Label	Cases	Percentage
214108010504		1	0.3%
214113010305		1	0.3%
214114030515		1	0.3%
215109020818		1	0.3%
215115020203		1	0.3%
215120020808		1	0.3%
216202030604		1	0.3%
218103021305		1	0.3%
218115040101		1	0.3%
219103120104		1	0.3%
219103170202		1	0.3%
221109020302		1	0.3%
221109050505		1	0.3%
222111021102		1	0.3%
223108100606		1	0.3%
223120020410		1	0.3%
223121010401		1	0.3%
223121030202		1	0.3%
223126011515		1	0.3%
223128010204		1	0.3%
223135040509		1	0.3%
224105051111		1	0.3%
225103041522		1	0.3%
225114032604		1	0.3%
226101010214		1	0.3%
226102050810		1	0.3%
226104040305		1	0.3%
226105051005		1	0.3%
228102030405		1	0.3%
229104021009		1	0.3%
230105010304		1	0.3%
230105040506		1	0.3%
230109050511		1	0.3%
232101040606		1	0.3%
232203040502		1	0.3%
302101021503		1	0.3%
302201050803		1	0.3%
302204050508		1	0.3%
302205050202		1	0.3%
302303070505		1	0.3%
303201020510		1	0.3%
303202060606		1	0.3%
303204050605		1	0.3%

File : CSEC3B

Final_EA_code: Enumeration Area Unique identifier

Value	Label	Cases	Percentage
303402040806		1	0.3%
303404010207		1	0.3%
303404030404		1	0.3%
303405070316		1	0.3%
303405071314		1	0.3%
303503041111		1	0.3%
303504020504		1	0.3%
304102010107		1	0.3%
304204020110		1	0.3%
304301040405		1	0.3%
306201010103		1	0.3%
306203010305		1	0.3%
306204010301		1	0.3%
306204020605		1	0.3%
307108020605		1	0.3%
307108030304		1	0.3%
307108030708		1	0.3%
307108030908		1	0.3%
307202030201		1	0.3%
308102060619		1	0.3%
309103050101		1	0.3%
309104050403		1	0.3%
309204060609		1	0.3%
310102021618		1	0.3%
310202030204		1	0.3%
310306030909		1	0.3%
310306040802		1	0.3%
310306041001		1	0.3%
311102010107		1	0.3%
311103020202		1	0.3%
311105051111		1	0.3%
311202010102		1	0.3%
312105020216		1	0.3%
313102050501		1	0.3%
313104010108		1	0.3%
314101030304		1	0.3%
314103040301		1	0.3%
314105010202		1	0.3%
315105030209		1	0.3%
317101010205		1	0.3%
317103020201		1	0.3%
317107051210		1	0.3%
318102020202		1	0.3%

File : CSEC3B

Final_EA_code: Enumeration Area Unique identifier

Value	Label	Cases	Percentage
318103020406		1	0.3%
318112010303		1	0.3%
318114020701		1	0.3%
318116050101		1	0.3%
319105080306		1	0.3%
319107020203		1	0.3%
319203030409		1	0.3%
320102020601		1	0.3%
320102040601		1	0.3%
320108080103		1	0.3%
321103040514		1	0.3%
321105050214		1	0.3%
321106010504		1	0.3%
321107061709		1	0.3%
322108020610		1	0.3%
322111041206		1	0.3%
323104030201		1	0.3%
323106040915		1	0.3%
323108030411		1	0.3%
324101011403		1	0.3%
324104010503		1	0.3%
325101020514		1	0.3%
325103060113		1	0.3%
325103060210		1	0.3%
325107010301		1	0.3%
327103030510		1	0.3%
327106020513		1	0.3%
329106020616		1	0.3%
330107010101		1	0.3%
330110010403		1	0.3%
402208050714		1	0.3%
402210030714		1	0.3%
403101020501		1	0.3%
403105050205		1	0.3%
403201020515		1	0.3%
403301030215		1	0.3%
404102030405		1	0.3%
404207040904		1	0.3%
404403030304		1	0.3%
405104020509		1	0.3%
405203030403		1	0.3%
405211011114		1	0.3%
405301040904		1	0.3%

File : CSEC3B

Final_EA_code: Enumeration Area Unique identifier

Value	Label	Cases	Percentage
405302030405		1	0.3%
406108040102		1	0.3%
406201020310		1	0.3%
406210060603		1	0.3%
406212010207		1	0.3%
406303070608		1	0.3%
407106021906		1	0.3%
408102011215		1	0.3%
408112020621		1	0.3%
408113040517		1	0.3%
409101040104		1	0.3%
409203050902		1	0.3%
409301030405		1	0.3%
410101040507		1	0.3%
410201010654		1	0.3%
410201010733		1	0.3%
410303060103		1	0.3%
411203020101		1	0.3%
411302020404		1	0.3%
411402020404		1	0.3%
411403030809		1	0.3%
412103070506		1	0.3%
412201070408		1	0.3%
412203040507		1	0.3%
414116010603		1	0.3%
415105020404		1	0.3%
415106081213		1	0.3%
415110040403		1	0.3%
415114070301		1	0.3%
415115040706		1	0.3%
417102010602		1	0.3%
417103010710		1	0.3%
417107030404		1	0.3%
417109040205		1	0.3%
417201010905		1	0.3%
417202010210		1	0.3%
418104030103		1	0.3%
418201020305		1	0.3%
418202010203		1	0.3%
418209070214		1	0.3%
419204020202		1	0.3%
420107040304		1	0.3%
420108030901		1	0.3%

File : CSEC3B

Final_EA_code: Enumeration Area Unique identifier

Value	Label	Cases	Percentage
422102010506		1	0.3%
422107010808		1	0.3%
423110010602		1	0.3%
424105020201		1	0.3%
426202040101		1	0.3%
427202040214		1	0.3%
428111030515		1	0.3%
432205040203		1	0.3%

Warning: these figures indicate the number of cases found in the data file. They cannot be interpreted as summary statistics of the population of interest.

interview__id: Unique 32-character long identifier of the interview

Information	[Type= discrete] [Format=character] [Missing=*]
Statistics [NW/ W]	[Valid=307 /-] [Invalid=0 /-]

Value	Label	Cases	Percentage
05a0fe0e9f714c0t		1	0.3%
05f078de3c20400		1	0.3%
07ae8f7297234ae		1	0.3%
0878b9ca320646c		1	0.3%
098b64d5f62d444		1	0.3%
09bfa283100c462		1	0.3%
0aee3535b7234e0		1	0.3%
0b08b47250b441c		1	0.3%
0c7be6801de643e		1	0.3%
0d07cf9a197b4ea		1	0.3%
0d35d167e05a48c		1	0.3%
0e0a6e4e61be4e8		1	0.3%
0f26d7f7b06f4b9		1	0.3%
103ae2d40d654ba		1	0.3%
104d7f9eb5cc429		1	0.3%
1058921f8e3e471		1	0.3%
10e47f214cb7482		1	0.3%
1124288a21f7429		1	0.3%
11324295e37b4bc		1	0.3%
120745e30ae2426		1	0.3%
14b0a6db23fb42a		1	0.3%
14c013df40e448d		1	0.3%
1559b44962074f1		1	0.3%
15d825f70832453		1	0.3%
15daaf897d21429		1	0.3%
165176d72b6e412		1	0.3%
179be7cbf9884e0		1	0.3%
17ad285d62d7495		1	0.3%
18cad48cbad4438		1	0.3%
19e17412e1bb43c		1	0.3%

File : CSEC3B

interview__id: Unique 32-character long identifier of the interview

Value	Label	Cases	Percentage
1a7113db20214df		1	0.3%
1abf78b9247749b		1	0.3%
1b8cc2c21714481		1	0.3%
1d1c39bd455d40e		1	0.3%
1eb5ffb1eeb14468		1	0.3%
1f82d12a97c5472		1	0.3%
1f9751e8115d473		1	0.3%
20b3dc70a2ef47ff		1	0.3%
22079ff2853f489c		1	0.3%
22305ac5a3e1460		1	0.3%
2298e1b9396042c		1	0.3%
23f6bb268b504e5		1	0.3%
24dff56428de471e		1	0.3%
2687e3cb2fe0474		1	0.3%
26be7462ce5e43d		1	0.3%
26eef9075b7349a		1	0.3%
26f0c6653b8b4c1		1	0.3%
293ecee7a80a482		1	0.3%
29cc9b2639524c4		1	0.3%
2b8544e9cb7347e		1	0.3%
2bc65237da7d4f7		1	0.3%
2bea2c4985dd4f4		1	0.3%
2c2b89bb4ed2475		1	0.3%
2c4950efbc4f485c		1	0.3%
2c5000cc7fa54dbb		1	0.3%
2c7dff734efc4ccb		1	0.3%
2c8f787219df44a8		1	0.3%
2d21136097a4458		1	0.3%
2f0258e282264dd		1	0.3%
2f3dadda9c4d49b		1	0.3%
303f41c72565478		1	0.3%
30b9d5e1f9fe43dc		1	0.3%
30fa92d582c34ff8		1	0.3%
312a435313e240e		1	0.3%
31a3f66b5452449		1	0.3%
32bb43e6ccef4255		1	0.3%
333db34cb097445		1	0.3%
34533291de9b4e3		1	0.3%
349edf6fc6cb49dc		1	0.3%
34efbcd896549f7		1	0.3%
362ff1525f0b427c		1	0.3%
369a2e686b0641f		1	0.3%
37c7d386630e44f		1	0.3%

File : CSEC3B

interview__id: Unique 32-character long identifier of the interview

Value	Label	Cases	Percentage
391f45ad2d3548e		1	0.3%
39627200a32c462		1	0.3%
39e38a8716404f4		1	0.3%
3a542ba2ee9a46d		1	0.3%
3ac09195350c451		1	0.3%
3b3c7af2481243f		1	0.3%
3ce08aeb981a41a		1	0.3%
3cf0a1fa46ae4682		1	0.3%
3d61703566614f4		1	0.3%
3f41cdc7f4484a90		1	0.3%
40927a9f8da44e0		1	0.3%
41d507da42f24fa		1	0.3%
44c8e8b546fa4e9		1	0.3%
4582b29c263744c		1	0.3%
45e2495043be477		1	0.3%
468987393fd4448		1	0.3%
46bc8364e56f4e2		1	0.3%
481f3d44d4074b5		1	0.3%
49123f99dd9b486		1	0.3%
4936d20fd0be487		1	0.3%
49d2684cbd464ee		1	0.3%
4af38353df164c5		1	0.3%
4b07af9a7bac483		1	0.3%
4b14fdfdc4154af5		1	0.3%
4dd40973252a4df		1	0.3%
4e6fd738620241a		1	0.3%
50a0e9476f3f494		1	0.3%
51986b54676d4e3		1	0.3%
527a88628b1c424		1	0.3%
5300060198c04c3		1	0.3%
53fa8063d7db498		1	0.3%
54d04063673a4a7		1	0.3%
559f5482d2fa4c7		1	0.3%
55b84b9565e6420		1	0.3%
56225232b30346		1	0.3%
57061e3264f8499		1	0.3%
58cf916082f84b1		1	0.3%
58d95fc30734424		1	0.3%
59accfcd4d542a2		1	0.3%
5a30e64718014fc		1	0.3%
5b2bb8ba8da5434		1	0.3%
5b3c6ba74736462		1	0.3%
5c104965b505425		1	0.3%

File : CSEC3B

interview__id: Unique 32-character long identifier of the interview

Value	Label	Cases	Percentage
5c166c1642f340b		1	0.3%
5ed8795ec990433		1	0.3%
5f625ed846014f1		1	0.3%
5f9671150b6c4d8		1	0.3%
5f9c80627104486		1	0.3%
5fd0f31f330a49a7		1	0.3%
608bfd2bd5f8412		1	0.3%
61dc08d3c51a46b		1	0.3%
61e4b68c15e0457		1	0.3%
62af21468f5b4edl		1	0.3%
62f01c4bc6cf48c7		1	0.3%
63ef3bf75fef4be6		1	0.3%
645e8f52e0284da		1	0.3%
652892d80eef4dc		1	0.3%
6576b15a95a0431		1	0.3%
6596c2921b4f49f		1	0.3%
65e342045671412		1	0.3%
663e019dae8f42e		1	0.3%
664e98a3af9c465		1	0.3%
67ac1b9b59384c0		1	0.3%
67d77e0fbf754e2		1	0.3%
68984e8f107b4fc1		1	0.3%
68b87f690c5e4d4		1	0.3%
69fdbce170a3499		1	0.3%
6aac54099d5446c		1	0.3%
6be18dc7379a4d8		1	0.3%
6cb2e1bf1182402		1	0.3%
6d561d7e1bb34b0		1	0.3%
6d6546ea45a24cc		1	0.3%
6e7a08685b68404		1	0.3%
6ec8cecb648e4b6		1	0.3%
6fb3d5bdc87496		1	0.3%
712dd05dfdf54bc		1	0.3%
73b6584e55df47e		1	0.3%
73edb914e5ec4a6		1	0.3%
74879a94288749c		1	0.3%
75df2b5c7d6b492		1	0.3%
76a347dba3c945d		1	0.3%
77b63a2a3a5846c		1	0.3%
78b1f1144ce740d		1	0.3%
7934cfadf18a4020		1	0.3%
7a92a755edec4d6		1	0.3%
7af284e10f40460		1	0.3%

File : CSEC3B

interview__id: Unique 32-character long identifier of the interview

Value	Label	Cases	Percentage
7b71511069ca41c		1	0.3%
7b91ac7196d446f		1	0.3%
7ceaac984dc4433		1	0.3%
7f25311583624b7		1	0.3%
80c5e48699bc48b		1	0.3%
81def38cfed24edc		1	0.3%
81f2300746cc4b0		1	0.3%
824efbe20846431		1	0.3%
825a4d9c10674fb		1	0.3%
82e2ee46332f4f5c		1	0.3%
865a0a2dd0d442a		1	0.3%
87d1a29404f2409		1	0.3%
8b2193d437e6485		1	0.3%
8c60b24c5d69455		1	0.3%
8da56015c708420		1	0.3%
8ed0e75643204d2		1	0.3%
8f69cfcd9bea4a2a		1	0.3%
909b86e277fe480		1	0.3%
91e89e7118c041f		1	0.3%
92722375ee7a482		1	0.3%
93268921598f4e9		1	0.3%
942d21651db145e		1	0.3%
94a28a335ad8409		1	0.3%
94ae3c15a2df4270		1	0.3%
94d6a92de2aa418		1	0.3%
94e8fb8cab7846d		1	0.3%
977cf8b59c214cd		1	0.3%
9836e079cdd949e		1	0.3%
987cf3a3f3f04a53		1	0.3%
989fa310b635456		1	0.3%
98c92ebc81274b4		1	0.3%
98ff8b8f6835485f		1	0.3%
991ea35afb8c4a5f		1	0.3%
9ae38f33171f4fb8		1	0.3%
9b29a92d6753467		1	0.3%
9c42c15316c0441		1	0.3%
9c877a6abcc44e2		1	0.3%
9ecbe56df9f249d3		1	0.3%
9ef24898f0e04e6f		1	0.3%
a03a17e845b8444		1	0.3%
a0525377534b48f		1	0.3%
a221543631f5448		1	0.3%
a29bda3a56964ba		1	0.3%

File : CSEC3B

interview__id: Unique 32-character long identifier of the interview

Value	Label	Cases	Percentage
a3908ba3b92f4fe1		1	0.3%
a4729f20438e493		1	0.3%
a5e08a9b2416439		1	0.3%
a93651e6ad8d4de		1	0.3%
a9b092b3952f4ec		1	0.3%
aeefbdde40724ba		1	0.3%
b00970f7c1fd483		1	0.3%
b0b5ef4a81ee422		1	0.3%
b0cd107e76604c5		1	0.3%
b105a36a56b84f6		1	0.3%
b136b27d911942		1	0.3%
b137ae14a69249f		1	0.3%
b2e36352f5d9409		1	0.3%
b330812745fa4e7		1	0.3%
b341d8d4669945		1	0.3%
b4251f797f5f478		1	0.3%
b562c88957c5417		1	0.3%
b59699570a7a45a		1	0.3%
b60db776f7044c0		1	0.3%
b6beade8c2fb4ba		1	0.3%
b6c120c8e36f4d4		1	0.3%
b71b6b7c544e41f		1	0.3%
b92db033a86e4ab		1	0.3%
bad2132fae8a424		1	0.3%
bb6db2bb7e894ee		1	0.3%
bb91dac00ca941a		1	0.3%
bbb3f63e02a24e3		1	0.3%
bbd5aebfc1a54cfe		1	0.3%
bcc6e03bb2a5433		1	0.3%
bcf4623a365e435		1	0.3%
bfade52afbbe499		1	0.3%
bfc868c5c591428		1	0.3%
c015bae305344f9		1	0.3%
c14a86da4ace406		1	0.3%
c1a22955cf934b9		1	0.3%
c208d41946924e2		1	0.3%
c2a083238ac94fc		1	0.3%
c3356144806643		1	0.3%
c40d2554992447		1	0.3%
c5a985e708a7459		1	0.3%
c7bcab112852484		1	0.3%
c997c4379310457		1	0.3%
c9f3e3b01148416		1	0.3%

File : CSEC3B

interview__id: Unique 32-character long identifier of the interview

Value	Label	Cases	Percentage
ca4736d2f7a74a89		1	0.3%
caa6f80f888744d0		1	0.3%
cbe3a418c67c4371		1	0.3%
cc8047dc8a484aa1		1	0.3%
cd1474d77fac4211		1	0.3%
ce05dd69d60e43e1		1	0.3%
ce31748c847d40a1		1	0.3%
cedfce2c57e641d1		1	0.3%
d091d72bf34743f1		1	0.3%
d4b645c8dabe4a11		1	0.3%
d4e9ef0dc2b74bf1		1	0.3%
d56d66a6c7584c21		1	0.3%
d63a27ac1a6d4af1		1	0.3%
d63ba4eb8a1c4a01		1	0.3%
d6aa486f005240b1		1	0.3%
d7b1236aabb94f61		1	0.3%
d7df893335d04af1		1	0.3%
d84f5f9e3a694d31		1	0.3%
d8e480e0083545f1		1	0.3%
d983e831143f41a1		1	0.3%
da5e5ab5a00e4801		1	0.3%
da7a73e6a4654271		1	0.3%
db979bdcd2e148f1		1	0.3%
dc1776a9a0e14f41		1	0.3%
dda5335ce2054311		1	0.3%
df04ee2c0e3a4101		1	0.3%
dfbc222d61174261		1	0.3%
e106494d0ae84f21		1	0.3%
e23a30e088d14531		1	0.3%
e24222c61b9f4561		1	0.3%
e282714b05cb42f1		1	0.3%
e3166e34b04d4731		1	0.3%
e4d52a1c0a1148d1		1	0.3%
e4ddc650064a4c01		1	0.3%
e614b8ae67d44c81		1	0.3%
e61b5559a1b44041		1	0.3%
e6d0819875ec42e1		1	0.3%
e77d4f6292d24751		1	0.3%
e86a2ea031ca4f9c1		1	0.3%
e8b86f9566254e71		1	0.3%
e90883e236674951		1	0.3%
e9acfec9f50e43a81		1	0.3%
e9e027640d2a4501		1	0.3%

File : CSEC3B

interview__id: Unique 32-character long identifier of the interview

Value	Label	Cases	Percentage
e9ee6e0d15b54db		1	0.3%
eb8f3695097d4ec		1	0.3%
ebb0b322a786451		1	0.3%
ed628650c92d451		1	0.3%
ee245be814ce483		1	0.3%
ef0a2c1050d9446		1	0.3%
f11ff6935d374a37		1	0.3%
f2753e0a1ee1407a		1	0.3%
f310f9362b1e429c		1	0.3%
f4f37a3e35c44dc4		1	0.3%
f7c8666f68b2434a		1	0.3%
fa6d43e574104db		1	0.3%
fad0449bb4f0427c		1	0.3%
fbdb75a9b0ab4f6c		1	0.3%
fc8c4458e87f4d78		1	0.3%
fd96d6f934ab457c		1	0.3%
fe36e5eff69c4cb2		1	0.3%
ff38ebd77e0b421a		1	0.3%
ffc83c8361694f8c		1	0.3%

Warning: these figures indicate the number of cases found in the data file. They cannot be interpreted as summary statistics of the population of interest.

s3q14a: 14a. How many latrine stances/toilets does the school have for students? (BOYS)

Information	[Type= discrete] [Format=numeric] [Range= 0-20] [Missing=*]
Statistics [NW/ W]	[Valid=246 /-] [Invalid=61 /-] [Mean=5.797 /-] [StdDev=3.477 /-]

Value	Label	Cases	Percentage
0		1	0.4%
1		5	2.0%
2		30	12.2%
3		22	8.9%
4		33	13.4%
5		64	26.0%
6		23	9.3%
7		5	2.0%
8		16	6.5%
9		10	4.1%
10		21	8.5%
11		1	0.4%
12		3	1.2%
13		1	0.4%
14		1	0.4%
15		3	1.2%
16		3	1.2%
18		2	0.8%
19		1	0.4%

File : CSEC3B

s3q14a: 14a. How many latrine stances/toilets does the school have for students? (BOYS)

Value	Label	Cases	Percentage
20		1	0.4%
Sysmiss		61	

Warning: these figures indicate the number of cases found in the data file. They cannot be interpreted as summary statistics of the population of interest.

s3q14b: 14b. How many latrine stances/toilets does the school have for students? (GIRLS)

Information	[Type= continuous] [Format=numeric] [Range= 1-26] [Missing=*]
Statistics [NW/ W]	[Valid=246 /-] [Invalid=61 /-] [Mean=6.118 /-] [StdDev=3.653 /-]

s3q15: 15. Are there any hand washing facilities with soap for the pupils at the toilet

Information	[Type= discrete] [Format=numeric] [Range= 1-3] [Missing=*]
Statistics [NW/ W]	[Valid=247 /-] [Invalid=60 /-]

Value	Label	Cases	Percentage
1	Yes, water only	52	21.1%
2	Water and soap	81	32.8%
3	No	114	46.2%
Sysmiss		60	

Warning: these figures indicate the number of cases found in the data file. They cannot be interpreted as summary statistics of the population of interest.

s3q16: 16. Are there separate toilet/latrine facilities for teachers?

Information	[Type= discrete] [Format=numeric] [Range= 1-2] [Missing=*]
Statistics [NW/ W]	[Valid=246 /-] [Invalid=61 /-]

Value	Label	Cases	Percentage
1	Yes	187	76.0%
2	No	59	24.0%
Sysmiss		61	

Warning: these figures indicate the number of cases found in the data file. They cannot be interpreted as summary statistics of the population of interest.

s3q17a: 17a. How many latrine stances does the school have for teachers? (MEN)

Information	[Type= discrete] [Format=numeric] [Range= 0-5] [Missing=*]
Statistics [NW/ W]	[Valid=187 /-] [Invalid=120 /-] [Mean=1.139 /-] [StdDev=0.946 /-]

Value	Label	Cases	Percentage
0		48	25.7%
1		83	44.4%
2		43	23.0%
3		9	4.8%
4		3	1.6%
5		1	0.5%
Sysmiss		120	

Warning: these figures indicate the number of cases found in the data file. They cannot be interpreted as summary statistics of the population of interest.

s3q17b: 17b. How many latrine stances does the school have for teachers? (WOMEN)

Information	[Type= discrete] [Format=numeric] [Range= 0-4] [Missing=*]
Statistics [NW/ W]	[Valid=187 /-] [Invalid=120 /-] [Mean=1.15 /-] [StdDev=0.95 /-]

Value	Label	Cases	Percentage
0		49	26.2%

File : CSEC3B

s3q17b: 17b. How many latrine stances does the school have for teachers? (WOMEN)

Value	Label	Cases	Percentage
1		82	<div><div></div></div> 43.9%
2		37	<div><div></div></div> 19.8%
3		17	<div><div></div></div> 9.1%
4		2	<div><div></div></div> 1.1%
Sysmiss		120	

Warning: these figures indicate the number of cases found in the data file. They cannot be interpreted as summary statistics of the population of interest.

s3q17c: 17c. How many latrine stances does the school have for teachers? (BOTH)

Information	[Type= discrete] [Format=numeric] [Range= 0-7] [Missing=*]
Statistics [NW/ W]	[Valid=187 /-] [Invalid=120 /-] [Mean=0.54 /-] [StdDev=1.192 /-]

Value	Label	Cases	Percentage
0		135	<div><div></div></div> 72.2%
1		33	<div><div></div></div> 17.6%
2		7	<div><div></div></div> 3.7%
3		3	<div><div></div></div> 1.6%
4		2	<div><div></div></div> 1.1%
5		6	<div><div></div></div> 3.2%
7		1	<div><div></div></div> 0.5%
Sysmiss		120	

Warning: these figures indicate the number of cases found in the data file. They cannot be interpreted as summary statistics of the population of interest.

s3q18: 18. Do the toilet/latrine facilities cater for the physically impaired children?

Information	[Type= discrete] [Format=numeric] [Range= 1-2] [Missing=*]
Statistics [NW/ W]	[Valid=246 /-] [Invalid=61 /-]

Value	Label	Cases	Percentage
1	Yes	140	<div><div></div></div> 56.9%
2	No	106	<div><div></div></div> 43.1%
Sysmiss		61	

Warning: these figures indicate the number of cases found in the data file. They cannot be interpreted as summary statistics of the population of interest.

s3q19: 19. Are there First Aid facilities at the school premises?

Information	[Type= discrete] [Format=numeric] [Range= 1-2] [Missing=*]
Statistics [NW/ W]	[Valid=246 /-] [Invalid=61 /-]

Value	Label	Cases	Percentage
1	Yes	89	<div><div></div></div> 36.2%
2	No	157	<div><div></div></div> 63.8%
Sysmiss		61	

Warning: these figures indicate the number of cases found in the data file. They cannot be interpreted as summary statistics of the population of interest.

s3q20: 20. Who mainly administers First Aid at the school?

Information	[Type= discrete] [Format=numeric] [Range= 1-96] [Missing=*]
Statistics [NW/ W]	[Valid=89 /-] [Invalid=218 /-]

Value	Label	Cases	Percentage
1	School Nurse	7	<div><div></div></div> 7.9%
2	Teachers	61	<div><div></div></div> 68.5%

File : CSEC3B

s3q20: 20. Who mainly administers First Aid at the school?

Value	Label	Cases	Percentage
3	School Matron	5	<div></div> 5.6%
96	Other	16	<div></div> 18.0%
Sysmiss		218	

Warning: these figures indicate the number of cases found in the data file. They cannot be interpreted as summary statistics of the population of interest.

File : CSEC3C

Final_EA_code: Enumeration Area Unique identifier

Information [Type= discrete] [Format=character] [Missing=*]

Statistics [NW/ W] [Valid=1005 /-] [Invalid=0 /-]

Value	Label	Cases	Percentage
101204020501		9	0.9%
102101040201		9	0.9%
102101080210		9	0.9%
102102020513		9	0.9%
102102050406		2	0.2%
102102060108		1	0.1%
102102080506		2	0.2%
102103010916		3	0.3%
102103041252		9	0.9%
102103050203		9	0.9%
102103050439		9	0.9%
102103060631		9	0.9%
102103080303		2	0.2%
102103120844		1	0.1%
102104010236		1	0.1%
102104020103		9	0.9%
102104020313		9	0.9%
102104081332		1	0.1%
102104163014		9	0.9%
102104190357		2	0.2%
102105010613		2	0.2%
102105030701		9	0.9%
102105040650		2	0.2%
102105100433		1	0.1%
102105130528		1	0.1%
102105150507		2	0.2%
103105050501		2	0.2%
103107020109		2	0.2%
104102040606		2	0.2%
104104030820		9	0.9%
104105040311		2	0.2%
104208040401		3	0.3%
105105020108		2	0.2%
106101010605		2	0.2%
106101090206		2	0.2%
106106060103		2	0.2%
107202060102		2	0.2%
107302030503		2	0.2%
107305070203		1	0.1%
107402030203		2	0.2%
107403060301		2	0.2%

File : CSEC3C

Final_EA_code: Enumeration Area Unique identifier

Value	Label	Cases	Percentage
108106030909		3	<div></div> 0.3%
108301010115		1	<div></div> 0.1%
108301050512		2	<div></div> 0.2%
110203060109		2	<div></div> 0.2%
110204010703		2	<div></div> 0.2%
110206030911		9	<div></div> 0.9%
110207040309		2	<div></div> 0.2%
110305010603		2	<div></div> 0.2%
110306010205		2	<div></div> 0.2%
111102010811		2	<div></div> 0.2%
111202040320		1	<div></div> 0.1%
111202061528		2	<div></div> 0.2%
112102030202		2	<div></div> 0.2%
112104021001		9	<div></div> 0.9%
112204030107		9	<div></div> 0.9%
113105040201		2	<div></div> 0.2%
113105050532		2	<div></div> 0.2%
113111020505		2	<div></div> 0.2%
113113020418		2	<div></div> 0.2%
113113060242		2	<div></div> 0.2%
113301010130		2	<div></div> 0.2%
113301050411		3	<div></div> 0.3%
113406060107		3	<div></div> 0.3%
113604010110		3	<div></div> 0.3%
115103020402		3	<div></div> 0.3%
115104030401		1	<div></div> 0.1%
115202070303		2	<div></div> 0.2%
115206030602		2	<div></div> 0.2%
115303040507		1	<div></div> 0.1%
115303050716		2	<div></div> 0.2%
116102050101		2	<div></div> 0.2%
117106050206		3	<div></div> 0.3%
117201050401		1	<div></div> 0.1%
117202080201		2	<div></div> 0.2%
117301041130		9	<div></div> 0.9%
117301041137		2	<div></div> 0.2%
117302030901		9	<div></div> 0.9%
117302060527		2	<div></div> 0.2%
118101041020		2	<div></div> 0.2%
119104030404		2	<div></div> 0.2%
120106010101		1	<div></div> 0.1%
122102060404		2	<div></div> 0.2%
122105020311		2	<div></div> 0.2%

File : CSEC3C

Final_EA_code: Enumeration Area Unique identifier

Value	Label	Cases	Percentage
122106021812		3	0.3%
123110030105		3	0.3%
124101050211		2	0.2%
124101050312		9	0.9%
124103021620		2	0.2%
124104040103		2	0.2%
124107010620		1	0.1%
124108021108		9	0.9%
125105010702		2	0.2%
201203010310		1	0.1%
201206020507		9	0.9%
201210090210		9	0.9%
202205030602		1	0.1%
203202030310		9	0.9%
203202040303		9	0.9%
203301010111		9	0.9%
204101030213		9	0.9%
204102040514		1	0.1%
204203010514		9	0.9%
204301010302		2	0.2%
204301020206		9	0.9%
204301030308		2	0.2%
204302051318		2	0.2%
205101020309		9	0.9%
205101030109		9	0.9%
205107030213		1	0.1%
207104010604		1	0.1%
208102140202		1	0.1%
208107130101		2	0.2%
208202080102		3	0.3%
209201010506		3	0.3%
210306040101		2	0.2%
210306040102		2	0.2%
211105030205		2	0.2%
211106070404		1	0.1%
211107030208		1	0.1%
212104030611		2	0.2%
212105040709		3	0.3%
212202010105		2	0.2%
212305020404		2	0.2%
214101040303		1	0.1%
214101060404		2	0.2%
214102020611		2	0.2%

File : CSEC3C

Final_EA_code: Enumeration Area Unique identifier

Value	Label	Cases	Percentage
214108010504		9	<div></div> 0.9%
214113010305		9	<div></div> 0.9%
214114030515		2	<div></div> 0.2%
215109020818		2	<div></div> 0.2%
215115020203		2	<div></div> 0.2%
215120020808		3	<div></div> 0.3%
216202030604		1	<div></div> 0.1%
218103021305		2	<div></div> 0.2%
218115040101		3	<div></div> 0.3%
219103120104		2	<div></div> 0.2%
219103170202		2	<div></div> 0.2%
221109020302		3	<div></div> 0.3%
221109050505		1	<div></div> 0.1%
222111021102		1	<div></div> 0.1%
223108100606		3	<div></div> 0.3%
223120020410		3	<div></div> 0.3%
223121010401		3	<div></div> 0.3%
223121030202		3	<div></div> 0.3%
223126011515		9	<div></div> 0.9%
223128010204		2	<div></div> 0.2%
223135040509		9	<div></div> 0.9%
224105051111		9	<div></div> 0.9%
225103041522		1	<div></div> 0.1%
225114032604		2	<div></div> 0.2%
226101010214		1	<div></div> 0.1%
226102050810		1	<div></div> 0.1%
226104040305		3	<div></div> 0.3%
226105051005		1	<div></div> 0.1%
228102030405		2	<div></div> 0.2%
229104021009		9	<div></div> 0.9%
230105010304		2	<div></div> 0.2%
230105040506		9	<div></div> 0.9%
230109050511		2	<div></div> 0.2%
232101040606		2	<div></div> 0.2%
232203040502		1	<div></div> 0.1%
302101021503		3	<div></div> 0.3%
302201050803		2	<div></div> 0.2%
302204050508		1	<div></div> 0.1%
302205050202		2	<div></div> 0.2%
302303070505		2	<div></div> 0.2%
303201020510		9	<div></div> 0.9%
303202060606		2	<div></div> 0.2%
303204050605		2	<div></div> 0.2%

File : CSEC3C

Final_EA_code: Enumeration Area Unique identifier

Value	Label	Cases	Percentage
303402040806		1	0.1%
303404010207		1	0.1%
303404030404		3	0.3%
303405070316		9	0.9%
303405071314		2	0.2%
303503041111		9	0.9%
303504020504		2	0.2%
304102010107		1	0.1%
304204020110		2	0.2%
304301040405		1	0.1%
306201010103		2	0.2%
306203010305		2	0.2%
306204010301		1	0.1%
306204020605		2	0.2%
307108020605		1	0.1%
307108030304		9	0.9%
307108030708		9	0.9%
307108030908		1	0.1%
307202030201		2	0.2%
308102060619		1	0.1%
309103050101		3	0.3%
309104050403		3	0.3%
309204060609		1	0.1%
310102021618		1	0.1%
310202030204		2	0.2%
310306030909		2	0.2%
310306040802		2	0.2%
310306041001		9	0.9%
311102010107		3	0.3%
311103020202		3	0.3%
311105051111		9	0.9%
311202010102		2	0.2%
312105020216		1	0.1%
313102050501		3	0.3%
313104010108		3	0.3%
314101030304		9	0.9%
314103040301		1	0.1%
314105010202		2	0.2%
315105030209		1	0.1%
317101010205		2	0.2%
317103020201		2	0.2%
317107051210		2	0.2%
318102020202		2	0.2%

File : CSEC3C

Final_EA_code: Enumeration Area Unique identifier

Value	Label	Cases	Percentage
318103020406		3	0.3%
318112010303		1	0.1%
318114020701		2	0.2%
318116050101		1	0.1%
319105080306		2	0.2%
319107020203		2	0.2%
319203030409		2	0.2%
320102020601		9	0.9%
320102040601		2	0.2%
320108080103		3	0.3%
321103040514		2	0.2%
321105050214		1	0.1%
321106010504		2	0.2%
321107061709		2	0.2%
322108020610		1	0.1%
322111041206		2	0.2%
323104030201		2	0.2%
323106040915		2	0.2%
323108030411		2	0.2%
324101011403		2	0.2%
324104010503		9	0.9%
325101020514		2	0.2%
325103060113		1	0.1%
325103060210		1	0.1%
325107010301		2	0.2%
327103030510		3	0.3%
327106020513		3	0.3%
329106020616		1	0.1%
330107010101		3	0.3%
330110010403		3	0.3%
402208050714		1	0.1%
402210030714		9	0.9%
403101020501		9	0.9%
403105050205		1	0.1%
403201020515		9	0.9%
403301030215		9	0.9%
404102030405		2	0.2%
404207040904		3	0.3%
404403030304		2	0.2%
405104020509		2	0.2%
405203030403		2	0.2%
405211011114		2	0.2%
405301040904		9	0.9%

File : CSEC3C

Final_EA_code: Enumeration Area Unique identifier

Value	Label	Cases	Percentage
405302030405		1	<div><div></div></div> 0.1%
406108040102		9	<div><div></div></div> 0.9%
406201020310		1	<div><div></div></div> 0.1%
406210060603		1	<div><div></div></div> 0.1%
406212010207		1	<div><div></div></div> 0.1%
406303070608		2	<div><div></div></div> 0.2%
407106021906		1	<div><div></div></div> 0.1%
408102011215		1	<div><div></div></div> 0.1%
408112020621		2	<div><div></div></div> 0.2%
408113040517		2	<div><div></div></div> 0.2%
409101040104		9	<div><div></div></div> 0.9%
409203050902		1	<div><div></div></div> 0.1%
409301030405		9	<div><div></div></div> 0.9%
410101040507		2	<div><div></div></div> 0.2%
410201010654		9	<div><div></div></div> 0.9%
410201010733		2	<div><div></div></div> 0.2%
410303060103		1	<div><div></div></div> 0.1%
411203020101		2	<div><div></div></div> 0.2%
411302020404		1	<div><div></div></div> 0.1%
411402020404		1	<div><div></div></div> 0.1%
411403030809		9	<div><div></div></div> 0.9%
412103070506		2	<div><div></div></div> 0.2%
412201070408		1	<div><div></div></div> 0.1%
412203040507		2	<div><div></div></div> 0.2%
414116010603		1	<div><div></div></div> 0.1%
415105020404		2	<div><div></div></div> 0.2%
415106081213		2	<div><div></div></div> 0.2%
415110040403		1	<div><div></div></div> 0.1%
415114070301		2	<div><div></div></div> 0.2%
415115040706		2	<div><div></div></div> 0.2%
417102010602		1	<div><div></div></div> 0.1%
417103010710		2	<div><div></div></div> 0.2%
417107030404		9	<div><div></div></div> 0.9%
417109040205		9	<div><div></div></div> 0.9%
417201010905		9	<div><div></div></div> 0.9%
417202010210		1	<div><div></div></div> 0.1%
418104030103		2	<div><div></div></div> 0.2%
418201020305		2	<div><div></div></div> 0.2%
418202010203		2	<div><div></div></div> 0.2%
418209070214		2	<div><div></div></div> 0.2%
419204020202		9	<div><div></div></div> 0.9%
420107040304		2	<div><div></div></div> 0.2%
420108030901		2	<div><div></div></div> 0.2%

File : CSEC3C

Final_EA_code: Enumeration Area Unique identifier

Value	Label	Cases	Percentage
422102010506		2	<div><div></div></div> 0.2%
422107010808		2	<div><div></div></div> 0.2%
423110010602		1	<div><div></div></div> 0.1%
424105020201		2	<div><div></div></div> 0.2%
426202040101		2	<div><div></div></div> 0.2%
427202040214		1	<div><div></div></div> 0.1%
428111030515		2	<div><div></div></div> 0.2%
432205040203		1	<div><div></div></div> 0.1%

Warning: these figures indicate the number of cases found in the data file. They cannot be interpreted as summary statistics of the population of interest.

interview__id: Unique 32-character long identifier of the interview

Information	[Type= discrete] [Format=character] [Missing=*]
Statistics [NW/ W]	[Valid=1005 /-] [Invalid=0 /-]

Value	Label	Cases	Percentage
05a0fe0e9f714c0t		2	<div><div></div></div> 0.2%
05f078de3c20400		3	<div><div></div></div> 0.3%
07ae8f7297234ae		2	<div><div></div></div> 0.2%
0878b9ca320646c		1	<div><div></div></div> 0.1%
098b64d5f62d444		9	<div><div></div></div> 0.9%
09bfa283100c462		2	<div><div></div></div> 0.2%
0aee3535b7234e0		2	<div><div></div></div> 0.2%
0b08b47250b441c		2	<div><div></div></div> 0.2%
0c7be6801de643e		9	<div><div></div></div> 0.9%
0d07cf9a197b4ea		3	<div><div></div></div> 0.3%
0d35d167e05a48c		2	<div><div></div></div> 0.2%
0e0a6e4e61be4e8		1	<div><div></div></div> 0.1%
0f26d7f7b06f4b9		9	<div><div></div></div> 0.9%
103ae2d40d654ba		2	<div><div></div></div> 0.2%
104d7f9eb5cc429		2	<div><div></div></div> 0.2%
1058921f8e3e471		2	<div><div></div></div> 0.2%
10e47f214cb7482		9	<div><div></div></div> 0.9%
1124288a21f7429		1	<div><div></div></div> 0.1%
11324295e37b4bc		3	<div><div></div></div> 0.3%
120745e30ae2426		9	<div><div></div></div> 0.9%
14b0a6db23fb42a		2	<div><div></div></div> 0.2%
14c013df40e448d		2	<div><div></div></div> 0.2%
1559b44962074f1		3	<div><div></div></div> 0.3%
15d825f70832453		2	<div><div></div></div> 0.2%
15daaf897d21429		2	<div><div></div></div> 0.2%
165176d72b6e412		1	<div><div></div></div> 0.1%
179be7cbf9884e0		9	<div><div></div></div> 0.9%
17ad285d62d7495		3	<div><div></div></div> 0.3%
18cad48cbad4438		1	<div><div></div></div> 0.1%
19e17412e1bb43c		3	<div><div></div></div> 0.3%

File : CSEC3C

interview__id: Unique 32-character long identifier of the interview

Value	Label	Cases	Percentage
1a7113db20214df		1	0.1%
1abf78b9247749b		1	0.1%
1b8cc2c21714481		2	0.2%
1d1c39bd455d40e		1	0.1%
1eb5ffb1eeb14468		3	0.3%
1f82d12a97c5472		2	0.2%
1f9751e8115d473		9	0.9%
20b3dc70a2ef47ff		9	0.9%
22079ff2853f489c		1	0.1%
22305ac5a3e1460		9	0.9%
2298e1b9396042c		2	0.2%
23f6bb268b504e5		2	0.2%
24dff56428de471		9	0.9%
2687e3cb2fe0474		9	0.9%
26be7462ce5e43d		1	0.1%
26eef9075b7349a		2	0.2%
26f0c6653b8b4c1		9	0.9%
293ecee7a80a482		2	0.2%
29cc9b2639524c4		2	0.2%
2b8544e9cb7347f		9	0.9%
2bc65237da7d4f7		1	0.1%
2bea2c4985dd4f4		1	0.1%
2c2b89bb4ed2475		9	0.9%
2c4950efbc4f485c		2	0.2%
2c5000cc7fa54db		1	0.1%
2c7dff734efc4ccb		3	0.3%
2c8f787219df44a		1	0.1%
2d21136097a4458		2	0.2%
2f0258e282264dd		2	0.2%
2f3dadda9c4d49b		2	0.2%
303f41c72565478		2	0.2%
30b9d5e1f9fe43d		2	0.2%
30fa92d582c34ff		1	0.1%
312a435313e240e		1	0.1%
31a3f66b5452449		2	0.2%
32bb43e6ccef425		3	0.3%
333db34cb097445		9	0.9%
34533291de9b4e3		3	0.3%
349edf6fc6cb49d		1	0.1%
34efbcd896549f7		2	0.2%
362ff1525f0b427c		9	0.9%
369a2e686b0641f		3	0.3%
37c7d386630e44f		2	0.2%

File : CSEC3C

interview__id: Unique 32-character long identifier of the interview

Value	Label	Cases	Percentage
391f45ad2d3548e		2	0.2%
39627200a32c462		3	0.3%
39e38a8716404f4		2	0.2%
3a542ba2ee9a46d		2	0.2%
3ac09195350c451		3	0.3%
3b3c7af2481243f		1	0.1%
3ce08aeb981a41a		1	0.1%
3cf0a1fa46ae4682		2	0.2%
3d61703566614f4		2	0.2%
3f41cdc7f4484a90		3	0.3%
40927a9f8da44e0		9	0.9%
41d507da42f24fa		2	0.2%
44c8e8b546fa4e9		9	0.9%
4582b29c263744c		1	0.1%
45e2495043be477		9	0.9%
468987393fd4448		1	0.1%
46bc8364e56f4e2		1	0.1%
481f3d44d4074b5		2	0.2%
49123f99dd9b486		9	0.9%
4936d20fd0be487		2	0.2%
49d2684cbd464ee		3	0.3%
4af38353df164c5		9	0.9%
4b07af9a7bac483		9	0.9%
4b14fdfdc4154af5		2	0.2%
4dd40973252a4df		1	0.1%
4e6fd738620241a		2	0.2%
50a0e9476f3f494		2	0.2%
51986b54676d4e3		2	0.2%
527a88628b1c424		9	0.9%
5300060198c04c3		9	0.9%
53fa8063d7db498		2	0.2%
54d04063673a4a7		2	0.2%
559f5482d2fa4c7		2	0.2%
55b84b9565e6420		2	0.2%
56225232b30346c		9	0.9%
57061e3264f8499		2	0.2%
58cf916082f84b1		9	0.9%
58d95fc30734424		1	0.1%
59accfcd4d542a7		9	0.9%
5a30e64718014fc		9	0.9%
5b2bb8ba8da5434		2	0.2%
5b3c6ba74736462		9	0.9%
5c104965b505425		1	0.1%

File : CSEC3C

interview__id: Unique 32-character long identifier of the interview

Value	Label	Cases	Percentage
5c166c1642f340b		2	0.2%
5ed8795ec990433		9	0.9%
5f625ed846014f1		1	0.1%
5f9671150b6c4d8		9	0.9%
5f9c80627104486		2	0.2%
5fd0f31f330a49a7		2	0.2%
608bfd2bd5f8412		2	0.2%
61dc08d3c51a46b		2	0.2%
61e4b68c15e0457		3	0.3%
62af21468f5b4edl		2	0.2%
62f01c4bc6cf48c7		1	0.1%
63ef3bf75fef4be6		9	0.9%
645e8f52e0284da		1	0.1%
652892d80eef4dc		2	0.2%
6576b15a95a0431		1	0.1%
6596c2921b4f49f		2	0.2%
65e342045671412		1	0.1%
663e019dae8f42e		1	0.1%
664e98a3af9c465		3	0.3%
67ac1b9b59384c0		2	0.2%
67d77e0fbf754e2		2	0.2%
68984e8f107b4fc1		3	0.3%
68b87f690c5e4d4		9	0.9%
69fdbce170a3499		9	0.9%
6aac54099d5446c		1	0.1%
6be18dc7379a4d8		2	0.2%
6cb2e1bf1182402		1	0.1%
6d561d7e1bb34b0		2	0.2%
6d6546ea45a24cc		1	0.1%
6e7a08685b68404		3	0.3%
6ec8cecb648e4b6		2	0.2%
6fb3d5bdc87496		2	0.2%
712dd05dfdf54bc		9	0.9%
73b6584e55df47e		2	0.2%
73edb914e5ec4a6		2	0.2%
74879a94288749c		1	0.1%
75df2b5c7d6b492		2	0.2%
76a347dba3c945d		1	0.1%
77b63a2a3a5846c		2	0.2%
78b1f1144ce740d		2	0.2%
7934cfadf18a4020		1	0.1%
7a92a755edec4d6		2	0.2%
7af284e10f40460		2	0.2%

File : CSEC3C

interview__id: Unique 32-character long identifier of the interview

Value	Label	Cases	Percentage
7b71511069ca41c		2	0.2%
7b91ac7196d446f		2	0.2%
7ceaac984dc4433		2	0.2%
7f25311583624b7		9	0.9%
80c5e48699bc48b		1	0.1%
81def38cfed24edc		2	0.2%
81f2300746cc4b0		2	0.2%
824efbe20846431		2	0.2%
825a4d9c10674fb		9	0.9%
82e2ee46332f4f5c		3	0.3%
865a0a2dd0d442a		2	0.2%
87d1a29404f2409		1	0.1%
8b2193d437e6485		2	0.2%
8c60b24c5d69455		1	0.1%
8da56015c708420		1	0.1%
8ed0e75643204d2		1	0.1%
8f69cfcd9bea4a2a		9	0.9%
909b86e277fe480		2	0.2%
91e89e7118c041f		2	0.2%
92722375ee7a482		3	0.3%
93268921598f4e9		3	0.3%
942d21651db145e		2	0.2%
94a28a335ad8409		2	0.2%
94ae3c15a2df4270		9	0.9%
94d6a92de2aa418		2	0.2%
94e8fb8cab7846d		1	0.1%
977cf8b59c214cd		2	0.2%
9836e079cdd949e		2	0.2%
987cf3a3f3f04a53		3	0.3%
989fa310b635456		1	0.1%
98c92ebc81274b4		2	0.2%
98ff8b8f6835485f		1	0.1%
991ea35afb8c4a5f		3	0.3%
9ae38f33171f4fb8		1	0.1%
9b29a92d6753467		2	0.2%
9c42c15316c0441		2	0.2%
9c877a6abcc44e2		1	0.1%
9ecbe56df9f249d5		2	0.2%
9ef24898f0e04e6f		3	0.3%
a03a17e845b8444		9	0.9%
a0525377534b48f		1	0.1%
a221543631f5448		9	0.9%
a29bda3a56964ba		1	0.1%

File : CSEC3C

interview__id: Unique 32-character long identifier of the interview

Value	Label	Cases	Percentage
a3908ba3b92f4fe1		2	0.2%
a4729f20438e493		9	0.9%
a5e08a9b2416439		2	0.2%
a93651e6ad8d4de		2	0.2%
a9b092b3952f4ec		2	0.2%
aeefbdde40724ba		2	0.2%
b00970f7c1fd483		1	0.1%
b0b5ef4a81ee422		2	0.2%
b0cd107e76604c5		9	0.9%
b105a36a56b84f6		2	0.2%
b136b27d911942		1	0.1%
b137ae14a69249f		2	0.2%
b2e36352f5d9409		9	0.9%
b330812745fa4e7		1	0.1%
b341d8d4669945		3	0.3%
b4251f797f5f478		9	0.9%
b562c88957c5417		2	0.2%
b59699570a7a45a		2	0.2%
b60db776f7044c0		1	0.1%
b6beade8c2fb4ba		2	0.2%
b6c120c8e36f4d4		9	0.9%
b71b6b7c544e41f		1	0.1%
b92db033a86e4ab		2	0.2%
bad2132fae8a424		1	0.1%
bb6db2bb7e894ee		1	0.1%
bb91dac00ca941a		3	0.3%
bbb3f63e02a24e3		2	0.2%
bbd5aebfc1a54cfe		9	0.9%
bcc6e03bb2a5433		2	0.2%
bcf4623a365e435		1	0.1%
bfade52afbbe499		3	0.3%
bfc868c5c591428		1	0.1%
c015bae305344f9		9	0.9%
c14a86da4ace406		2	0.2%
c1a22955cf934b9		2	0.2%
c208d41946924e2		1	0.1%
c2a083238ac94fc		9	0.9%
c3356144806643		2	0.2%
c40d2554992447		2	0.2%
c5a985e708a7459		3	0.3%
c7bcab112852484		2	0.2%
c997c4379310457		2	0.2%
c9f3e3b01148416		1	0.1%

File : CSEC3C

interview__id: Unique 32-character long identifier of the interview

Value	Label	Cases	Percentage
ca4736d2f7a74a8f		1	0.1%
caa6f80f888744d0		2	0.2%
cbe3a418c67c437		2	0.2%
cc8047dc8a484aa		2	0.2%
cd1474d77fac421		2	0.2%
ce05dd69d60e43e		2	0.2%
ce31748c847d40a		1	0.1%
cedfce2c57e641d1		2	0.2%
d091d72bf34743f		2	0.2%
d4b645c8dabe4a1		9	0.9%
d4e9ef0dc2b74bf2		2	0.2%
d56d66a6c7584c2		9	0.9%
d63a27ac1a6d4af		2	0.2%
d63ba4eb8a1c4a0		2	0.2%
d6aa486f005240b		2	0.2%
d7b1236aabb94f6		2	0.2%
d7df893335d04af		2	0.2%
d84f5f9e3a694d3c		1	0.1%
d8e480e0083545f		9	0.9%
d983e831143f41a		2	0.2%
da5e5ab5a00e480		2	0.2%
da7a73e6a465427		9	0.9%
db979bdcd2e148f		2	0.2%
dc1776a9a0e14f4		3	0.3%
dda5335ce205431		2	0.2%
df04ee2c0e3a4107		2	0.2%
dfbc222d6117426		1	0.1%
e106494d0ae84f2		1	0.1%
e23a30e088d1453		3	0.3%
e24222c61b9f456		9	0.9%
e282714b05cb42t		9	0.9%
e3166e34b04d473		2	0.2%
e4d52a1c0a1148d		2	0.2%
e4ddc650064a4c0		2	0.2%
e614b8ae67d44c8		2	0.2%
e61b5559a1b4404		9	0.9%
e6d0819875ec42e		1	0.1%
e77d4f6292d2475		9	0.9%
e86a2ea031ca4f9c		3	0.3%
e8b86f9566254e7		1	0.1%
e90883e23667495		9	0.9%
e9acfec9f50e43a8		2	0.2%
e9e027640d2a450		9	0.9%

File : CSEC3C

interview__id: Unique 32-character long identifier of the interview

Value	Label	Cases	Percentage
e9ee6e0d15b54db		2	<div><div></div></div> 0.2%
eb8f3695097d4ec		3	<div><div></div></div> 0.3%
ebb0b322a786451		2	<div><div></div></div> 0.2%
ed628650c92d451		1	<div><div></div></div> 0.1%
ee245be814ce483		9	<div><div></div></div> 0.9%
ef0a2c1050d9446		9	<div><div></div></div> 0.9%
f11ff6935d374a37		3	<div><div></div></div> 0.3%
f2753e0a1ee1407f		2	<div><div></div></div> 0.2%
f310f9362b1e429f		2	<div><div></div></div> 0.2%
f4f37a3e35c44dc2		3	<div><div></div></div> 0.3%
f7c8666f68b2434f		2	<div><div></div></div> 0.2%
fa6d43e574104db		2	<div><div></div></div> 0.2%
fad0449bb4f0427f		2	<div><div></div></div> 0.2%
fbdb75a9b0ab4f6f		1	<div><div></div></div> 0.1%
fc8c4458e87f4d7f		1	<div><div></div></div> 0.1%
fd96d6f934ab457f		1	<div><div></div></div> 0.1%
fe36e5eff69c4cb2		1	<div><div></div></div> 0.1%
ff38ebd77e0b421f		2	<div><div></div></div> 0.2%
ffc83c8361694f8c		3	<div><div></div></div> 0.3%

Warning: these figures indicate the number of cases found in the data file. They cannot be interpreted as summary statistics of the population of interest.

Water_facilities_id: What is the MAIN source of drinking water at the school?

Information	[Type= discrete] [Format=numeric] [Range= 1-9] [Missing=*]
Statistics [NW/ W]	[Valid=1005 /-] [Invalid=0 /-]

Value	Label	Cases	Percentage
1	Piped water at school	146	<div><div></div></div> 14.5%
2	Piped water outside school	66	<div><div></div></div> 6.6%
3	Bore hole at school	125	<div><div></div></div> 12.4%
4	Bore hole outside school	129	<div><div></div></div> 12.8%
5	Rain water	176	<div><div></div></div> 17.5%
6	Protected spring/well	113	<div><div></div></div> 11.2%
7	Lake/river/stream/dam/pond	112	<div><div></div></div> 11.1%
8	None	63	<div><div></div></div> 6.3%
9	Other	75	<div><div></div></div> 7.5%

Warning: these figures indicate the number of cases found in the data file. They cannot be interpreted as summary statistics of the population of interest.

s3q22: MAIN source of drinking water at the school?

Information	[Type= discrete] [Format=numeric] [Range= 1-3] [Missing=*]
Statistics [NW/ W]	[Valid=456 /-] [Invalid=549 /-]

Value	Label	Cases	Percentage
1	Main source	246	<div><div></div></div> 53.9%
2	2nd alternative	174	<div><div></div></div> 38.2%
3	3rd Alternative	36	<div><div></div></div> 7.9%
Sysmiss		549	

File : CSEC3C

s3q22: MAIN source of drinking water at the school?

Warning: these figures indicate the number of cases found in the data file. They cannot be interpreted as summary statistics of the population of interest.

s3q23: 23. What is the distance to %rosteritle% (KM)? (IF WITHIN PREMISES, RECORD 00.

Information [Type= continuous] [Format=numeric] [Range= 0-6] [Missing=*]

Statistics [NW/ W] [Valid=456 /-] [Invalid=549 /-] [Mean=0.457 /-] [StdDev=0.872 /-]

s3q24: 24. How reliable is the water source: %rosteritle%?

Information [Type= discrete] [Format=numeric] [Range= 1-96] [Missing=*]

Statistics [NW/ W] [Valid=456 /-] [Invalid=549 /-]

Value	Label	Cases	Percentage
1	Available throughout the year	315	69.1%
2	Not Reliable (Seasonal)	135	29.6%
96	Other	6	1.3%
Sysmiss		549	

Warning: these figures indicate the number of cases found in the data file. They cannot be interpreted as summary statistics of the population of interest.

File : CSEC3D

Final_EA_code: Enumeration Area Unique identifier

Information [Type= discrete] [Format=character] [Missing=*]

Statistics [NW/ W] [Valid=3796 /-] [Invalid=0 /-]

Value	Label	Cases	Percentage	
101204020501		13		0.3%
102101080210		13		0.3%
102102050406		13		0.3%
102102060108		13		0.3%
102102080506		13		0.3%
102103010916		13		0.3%
102103041252		13		0.3%
102103050439		13		0.3%
102103060631		13		0.3%
102103080303		13		0.3%
102103120844		13		0.3%
102104010236		13		0.3%
102104020313		13		0.3%
102104081332		13		0.3%
102104190357		13		0.3%
102105010613		13		0.3%
102105030701		13		0.3%
102105040650		13		0.3%
102105100433		13		0.3%
102105130528		13		0.3%
102105150507		13		0.3%
103105050501		13		0.3%
103107020109		13		0.3%
104102040606		13		0.3%
104104030820		13		0.3%
104105040311		13		0.3%
104208040401		13		0.3%
105105020108		13		0.3%
106101010605		13		0.3%
106101090206		13		0.3%
106106060103		13		0.3%
107202060102		13		0.3%
107302030503		13		0.3%
107305070203		13		0.3%
107402030203		13		0.3%
107403060301		13		0.3%
108106030909		13		0.3%
108301010115		13		0.3%
108301050512		13		0.3%
110203060109		13		0.3%
110204010703		13		0.3%

File : CSEC3D

Final_EA_code: Enumeration Area Unique identifier

Value	Label	Cases	Percentage
110206030911		13	0.3%
110207040309		13	0.3%
110305010603		13	0.3%
110306010205		13	0.3%
111102010811		13	0.3%
111202040320		13	0.3%
111202061528		13	0.3%
112102030202		13	0.3%
112104021001		13	0.3%
112204030107		13	0.3%
113105040201		13	0.3%
113105050532		13	0.3%
113111020505		13	0.3%
113113020418		13	0.3%
113113060242		13	0.3%
113301010130		13	0.3%
113301050411		13	0.3%
113406060107		13	0.3%
113604010110		13	0.3%
115103020402		13	0.3%
115104030401		13	0.3%
115202070303		13	0.3%
115206030602		13	0.3%
115303040507		13	0.3%
115303050716		13	0.3%
116102050101		13	0.3%
117106050206		13	0.3%
117201050401		13	0.3%
117202080201		13	0.3%
117301041137		13	0.3%
117302030901		13	0.3%
117302060527		13	0.3%
118101041020		13	0.3%
119104030404		13	0.3%
120106010101		13	0.3%
122102060404		13	0.3%
122105020311		13	0.3%
122106021812		13	0.3%
123110030105		13	0.3%
124101050211		13	0.3%
124101050312		13	0.3%
124103021620		13	0.3%
124104040103		13	0.3%

File : CSEC3D

Final_EA_code: Enumeration Area Unique identifier

Value	Label	Cases	Percentage	
124107010620		13		0.3%
124108021108		13		0.3%
125105010702		13		0.3%
201203010310		13		0.3%
201210090210		13		0.3%
202205030602		13		0.3%
203202030310		13		0.3%
203202040303		13		0.3%
203301010111		13		0.3%
204101030213		13		0.3%
204102040514		13		0.3%
204203010514		13		0.3%
204301010302		13		0.3%
204301020206		13		0.3%
204301030308		13		0.3%
204302051318		13		0.3%
205107030213		13		0.3%
207104010604		13		0.3%
208102140202		13		0.3%
208107130101		13		0.3%
208202080102		13		0.3%
209201010506		13		0.3%
210306040101		13		0.3%
210306040102		13		0.3%
211105030205		13		0.3%
211106070404		13		0.3%
211107030208		13		0.3%
212104030611		13		0.3%
212105040709		13		0.3%
212202010105		13		0.3%
212305020404		13		0.3%
214101040303		13		0.3%
214101060404		13		0.3%
214102020611		13		0.3%
214114030515		13		0.3%
215109020818		13		0.3%
215115020203		13		0.3%
215120020808		13		0.3%
216202030604		13		0.3%
218103021305		13		0.3%
218115040101		13		0.3%
219103120104		13		0.3%
219103170202		13		0.3%

File : CSEC3D

Final_EA_code: Enumeration Area Unique identifier

Value	Label	Cases	Percentage
221109020302		13	0.3%
221109050505		13	0.3%
222111021102		13	0.3%
223108100606		13	0.3%
223120020410		13	0.3%
223121010401		13	0.3%
223121030202		13	0.3%
223126011515		13	0.3%
223128010204		13	0.3%
223135040509		13	0.3%
224105051111		13	0.3%
225103041522		13	0.3%
225114032604		13	0.3%
226101010214		13	0.3%
226102050810		13	0.3%
226104040305		13	0.3%
226105051005		13	0.3%
228102030405		13	0.3%
229104021009		13	0.3%
230105010304		13	0.3%
230105040506		13	0.3%
230109050511		13	0.3%
232101040606		13	0.3%
232203040502		13	0.3%
302101021503		13	0.3%
302201050803		13	0.3%
302204050508		13	0.3%
302205050202		13	0.3%
302303070505		13	0.3%
303201020510		13	0.3%
303202060606		13	0.3%
303204050605		13	0.3%
303402040806		13	0.3%
303404010207		13	0.3%
303404030404		13	0.3%
303405071314		13	0.3%
303503041111		13	0.3%
303504020504		13	0.3%
304102010107		13	0.3%
304204020110		13	0.3%
304301040405		13	0.3%
306201010103		13	0.3%
306203010305		13	0.3%

File : CSEC3D

Final_EA_code: Enumeration Area Unique identifier

Value	Label	Cases	Percentage	
306204010301		13		0.3%
306204020605		13		0.3%
307108020605		13		0.3%
307108030304		13		0.3%
307108030908		13		0.3%
307202030201		13		0.3%
308102060619		13		0.3%
309103050101		13		0.3%
309104050403		13		0.3%
309204060609		13		0.3%
310102021618		13		0.3%
310202030204		13		0.3%
310306030909		13		0.3%
310306040802		13		0.3%
311102010107		13		0.3%
311103020202		13		0.3%
311105051111		13		0.3%
311202010102		13		0.3%
312105020216		13		0.3%
313102050501		13		0.3%
313104010108		13		0.3%
314101030304		13		0.3%
314103040301		13		0.3%
314105010202		13		0.3%
315105030209		13		0.3%
317101010205		13		0.3%
317103020201		13		0.3%
317107051210		13		0.3%
318102020202		13		0.3%
318103020406		13		0.3%
318112010303		13		0.3%
318114020701		13		0.3%
318116050101		13		0.3%
319105080306		13		0.3%
319107020203		13		0.3%
319203030409		13		0.3%
320102040601		13		0.3%
320108080103		13		0.3%
321103040514		13		0.3%
321105050214		13		0.3%
321106010504		13		0.3%
321107061709		13		0.3%
322108020610		13		0.3%

File : CSEC3D

Final_EA_code: Enumeration Area Unique identifier

Value	Label	Cases	Percentage	
322111041206		13		0.3%
323104030201		13		0.3%
323106040915		13		0.3%
323108030411		13		0.3%
324101011403		13		0.3%
324104010503		13		0.3%
325101020514		13		0.3%
325103060113		13		0.3%
325103060210		13		0.3%
325107010301		13		0.3%
327103030510		13		0.3%
327106020513		13		0.3%
329106020616		13		0.3%
330107010101		13		0.3%
330110010403		13		0.3%
402208050714		13		0.3%
402210030714		13		0.3%
403101020501		13		0.3%
403105050205		13		0.3%
403201020515		13		0.3%
403301030215		13		0.3%
404102030405		13		0.3%
404207040904		13		0.3%
404403030304		13		0.3%
405104020509		13		0.3%
405203030403		13		0.3%
405211011114		13		0.3%
405301040904		13		0.3%
405302030405		13		0.3%
406108040102		13		0.3%
406201020310		13		0.3%
406210060603		13		0.3%
406212010207		13		0.3%
406303070608		13		0.3%
407106021906		13		0.3%
408102011215		13		0.3%
408112020621		13		0.3%
408113040517		13		0.3%
409101040104		13		0.3%
409203050902		13		0.3%
409301030405		13		0.3%
410101040507		13		0.3%
410201010654		13		0.3%

File : CSEC3D

Final_EA_code: Enumeration Area Unique identifier

Value	Label	Cases	Percentage
410201010733		13	0.3%
410303060103		13	0.3%
411203020101		13	0.3%
411302020404		13	0.3%
411402020404		13	0.3%
411403030809		13	0.3%
412103070506		13	0.3%
412201070408		13	0.3%
412203040507		13	0.3%
414116010603		13	0.3%
415105020404		13	0.3%
415106081213		13	0.3%
415110040403		13	0.3%
415114070301		13	0.3%
415115040706		13	0.3%
417102010602		13	0.3%
417103010710		13	0.3%
417107030404		13	0.3%
417109040205		13	0.3%
417201010905		13	0.3%
417202010210		13	0.3%
418104030103		13	0.3%
418201020305		13	0.3%
418202010203		13	0.3%
418209070214		13	0.3%
419204020202		13	0.3%
420107040304		13	0.3%
420108030901		13	0.3%
422102010506		13	0.3%
422107010808		13	0.3%
423110010602		13	0.3%
424105020201		13	0.3%
426202040101		13	0.3%
427202040214		13	0.3%
428111030515		13	0.3%
432205040203		13	0.3%

Warning: these figures indicate the number of cases found in the data file. They cannot be interpreted as summary statistics of the population of interest.

interview__id: Unique 32-character long identifier of the interview

Information	[Type= discrete] [Format=character] [Missing=*]		
Statistics [NW/ W]	[Valid=3796 /-] [Invalid=0 /-]		
Value	Label	Cases	Percentage
05a0fe0e9f714c0t		13	0.3%
05f078de3c20400		13	0.3%

File : CSEC3D

interview__id: Unique 32-character long identifier of the interview

Value	Label	Cases	Percentage
07ae8f7297234ae		13	0.3%
0878b9ca320646c		13	0.3%
09bfa283100c462		13	0.3%
0aee3535b7234e0		13	0.3%
0b08b47250b441e		13	0.3%
0c7be6801de643e		13	0.3%
0d07cf9a197b4ea		13	0.3%
0d35d167e05a48c		13	0.3%
0e0a6e4e61be4e8		13	0.3%
103ae2d40d654ba		13	0.3%
104d7f9eb5cc429		13	0.3%
1058921f8e3e471		13	0.3%
10e47f214cb7482		13	0.3%
1124288a21f7429		13	0.3%
11324295e37b4bc		13	0.3%
14b0a6db23fb42a		13	0.3%
14c013df40e448d		13	0.3%
1559b44962074f1		13	0.3%
15d825f70832453		13	0.3%
15daaf897d21429		13	0.3%
165176d72b6e412		13	0.3%
179be7cbf9884e0		13	0.3%
17ad285d62d7495		13	0.3%
18cad48cbad4438		13	0.3%
19e17412e1bb43e		13	0.3%
1a7113db20214df		13	0.3%
1abf78b9247749b		13	0.3%
1b8cc2c21714481		13	0.3%
1d1c39bd455d40e		13	0.3%
1eb5ffb1eeb14468		13	0.3%
1f82d12a97c5472		13	0.3%
1f9751e8115d473		13	0.3%
20b3dc70a2ef47fi		13	0.3%
22079ff2853f489c		13	0.3%
22305ac5a3e1460		13	0.3%
2298e1b9396042c		13	0.3%
23f6bb268b504e5		13	0.3%
24dff56428de471e		13	0.3%
2687e3cb2fe0474		13	0.3%
26be7462ce5e43d		13	0.3%
26eef9075b7349a		13	0.3%
26f0c6653b8b4c1		13	0.3%
293ecee7a80a482		13	0.3%

File : CSEC3D

interview__id: Unique 32-character long identifier of the interview

Value	Label	Cases	Percentage
29cc9b2639524c4		13	0.3%
2b8544e9cb7347t		13	0.3%
2bc65237da7d4f7		13	0.3%
2bea2c4985dd4f4		13	0.3%
2c4950efbc4f485c		13	0.3%
2c5000cc7fa54dbi		13	0.3%
2c7dff734efc4ccb		13	0.3%
2c8f787219df44ac		13	0.3%
2d21136097a445f		13	0.3%
2f0258e282264dd		13	0.3%
2f3dadda9c4d49b		13	0.3%
303f41c72565478		13	0.3%
30b9d5e1f9fe43dc		13	0.3%
30fa92d582c34fft		13	0.3%
312a435313e2406		13	0.3%
31a3f66b5452449		13	0.3%
32bb43e6cceef425		13	0.3%
34533291de9b4e3		13	0.3%
349edf6fc6cb49dc		13	0.3%
34efbcdff896549f7		13	0.3%
362ff1525f0b427c		13	0.3%
369a2e686b0641f		13	0.3%
37c7d386630e44f		13	0.3%
391f45ad2d3548e		13	0.3%
39627200a32c462		13	0.3%
39e38a8716404f4		13	0.3%
3a542ba2ee9a46d		13	0.3%
3ac09195350c451		13	0.3%
3b3c7af2481243f		13	0.3%
3ce08aeb981a41a		13	0.3%
3cf0a1fa46ae4682		13	0.3%
3d61703566614f4		13	0.3%
3f41cdc7f4484a90		13	0.3%
40927a9f8da44e0		13	0.3%
41d507da42f24fa		13	0.3%
44c8e8b546fa4e9		13	0.3%
4582b29c263744c		13	0.3%
45e2495043be477		13	0.3%
468987393fd4448		13	0.3%
46bc8364e56f4e2		13	0.3%
481f3d44d4074b5		13	0.3%
49123f99dd9b48c		13	0.3%
4936d20fd0be487		13	0.3%

File : CSEC3D

interview__id: Unique 32-character long identifier of the interview

Value	Label	Cases	Percentage
49d2684cbd464ee		13	0.3%
4af38353df164c5f		13	0.3%
4b14fdfdc4154af5		13	0.3%
4dd40973252a4df		13	0.3%
4e6fd738620241a		13	0.3%
50a0e9476f3f4947		13	0.3%
51986b54676d4e3		13	0.3%
527a88628b1c424		13	0.3%
5300060198c04c3		13	0.3%
53fa8063d7db498		13	0.3%
54d04063673a4a7		13	0.3%
559f5482d2fa4c7f		13	0.3%
55b84b9565e642f		13	0.3%
57061e3264f8499		13	0.3%
58cf916082f84b1f		13	0.3%
58d95fc30734424		13	0.3%
5b2bb8ba8da5434		13	0.3%
5b3c6ba74736462		13	0.3%
5c104965b505425		13	0.3%
5c166c1642f340b		13	0.3%
5f625ed846014f17		13	0.3%
5f9671150b6c4d8		13	0.3%
5f9c80627104486		13	0.3%
5fd0f31f330a49a7		13	0.3%
608bfd2bd5f8412		13	0.3%
61dc08d3c51a46b		13	0.3%
61e4b68c15e0457		13	0.3%
62af21468f5b4edf		13	0.3%
62f01c4bc6cf48c7		13	0.3%
63ef3bf75fef4be6		13	0.3%
645e8f52e0284da		13	0.3%
652892d80eef4dc		13	0.3%
6576b15a95a0431		13	0.3%
6596c2921b4f49f		13	0.3%
65e342045671412		13	0.3%
663e019dae8f42e		13	0.3%
664e98a3af9c4657		13	0.3%
67ac1b9b59384c0		13	0.3%
67d77e0fbf754e2f		13	0.3%
68984e8f107b4fcf		13	0.3%
68b87f690c5e4d4		13	0.3%
69fdbce170a3499		13	0.3%
6aac54099d5446c		13	0.3%

File : CSEC3D

interview__id: Unique 32-character long identifier of the interview

Value	Label	Cases	Percentage
6be18dc7379a4d8		13	0.3%
6cb2e1bf1182402		13	0.3%
6d561d7e1bb34bc		13	0.3%
6d6546ea45a24cc		13	0.3%
6e7a08685b68404		13	0.3%
6ec8cecb648e4b6		13	0.3%
6fb3d5bdc87496		13	0.3%
712dd05dfdf54bc		13	0.3%
73b6584e55df47e		13	0.3%
73edb914e5ec4a6		13	0.3%
74879a94288749e		13	0.3%
75df2b5c7d6b492		13	0.3%
76a347dba3c945d		13	0.3%
77b63a2a3a5846e		13	0.3%
78b1f1144ce740d		13	0.3%
7934cfadf18a402f		13	0.3%
7a92a755edec4d6		13	0.3%
7af284e10f40460f		13	0.3%
7b71511069ca41c		13	0.3%
7b91ac7196d446f		13	0.3%
7ceaac984dc4433		13	0.3%
7f25311583624b7		13	0.3%
80c5e48699bc48b		13	0.3%
81def38cfed24edc		13	0.3%
81f2300746cc4b0		13	0.3%
824efbe20846431		13	0.3%
825a4d9c10674fb		13	0.3%
82e2ee46332f4f5c		13	0.3%
865a0a2dd0d442a		13	0.3%
87d1a29404f2409		13	0.3%
8b2193d437e6485		13	0.3%
8c60b24c5d69455		13	0.3%
8da56015c708420		13	0.3%
8ed0e75643204d2		13	0.3%
8f69cfcd9bea4a2a		13	0.3%
909b86e277fe480		13	0.3%
91e89e7118c041f		13	0.3%
92722375ee7a482		13	0.3%
93268921598f4e9		13	0.3%
942d21651db1454		13	0.3%
94a28a335ad8409		13	0.3%
94ae3c15a2df427f		13	0.3%
94d6a92de2aa418		13	0.3%

File : CSEC3D

interview__id: Unique 32-character long identifier of the interview

Value	Label	Cases	Percentage
94e8fb8cab7846d		13	0.3%
977cf8b59c214cd		13	0.3%
9836e079cdd949e		13	0.3%
987cf3a3f3f04a53		13	0.3%
989fa310b635456		13	0.3%
98c92ebc81274b4		13	0.3%
98ff8b8f6835485		13	0.3%
991ea35afb8c4a5		13	0.3%
9ae38f33171f4fb8		13	0.3%
9b29a92d6753467		13	0.3%
9c42c15316c0441		13	0.3%
9c877a6abcc44e2		13	0.3%
9ecbe56df9f249d		13	0.3%
9ef24898f0e04e6f		13	0.3%
a0525377534b48f		13	0.3%
a221543631f5448		13	0.3%
a29bda3a56964ba		13	0.3%
a3908ba3b92f4fel		13	0.3%
a5e08a9b2416439		13	0.3%
a93651e6ad8d4de		13	0.3%
a9b092b3952f4ec		13	0.3%
aeefbdde40724ba		13	0.3%
b00970f7c1fd483		13	0.3%
b0b5ef4a81ee422		13	0.3%
b0cd107e76604c5		13	0.3%
b105a36a56b84f6		13	0.3%
b136b27d911942		13	0.3%
b137ae14a69249f		13	0.3%
b2e36352f5d9409		13	0.3%
b330812745fa4e7		13	0.3%
b341d8d4669945		13	0.3%
b4251f797f5f478		13	0.3%
b562c88957c5417		13	0.3%
b59699570a7a45a		13	0.3%
b60db776f7044c0		13	0.3%
b6beade8c2fb4ba		13	0.3%
b6c120c8e36f4d4		13	0.3%
b71b6b7c544e41f		13	0.3%
b92db033a86e4ab		13	0.3%
bad2132fae8a424		13	0.3%
bb6db2bb7e894ee		13	0.3%
bb91dac00ca941a		13	0.3%
bbb3f63e02a24e3		13	0.3%

File : CSEC3D

interview__id: Unique 32-character long identifier of the interview

Value	Label	Cases	Percentage
bbd5aebfc1a54cfc		13	0.3%
bcc6e03bb2a5433		13	0.3%
bcf4623a365e435		13	0.3%
bfade52afbbe4995		13	0.3%
bfc868c5c591428		13	0.3%
c015bae305344f9		13	0.3%
c14a86da4ace406		13	0.3%
c1a22955cf934b9		13	0.3%
c208d41946924e2		13	0.3%
c2a083238ac94fc		13	0.3%
c33561448066434		13	0.3%
c40d2554992447e		13	0.3%
c5a985e708a7459		13	0.3%
c7bcab112852484		13	0.3%
c997c4379310457		13	0.3%
c9f3e3b01148416		13	0.3%
ca4736d2f7a74a8		13	0.3%
caa6f80f888744d		13	0.3%
cbe3a418c67c437		13	0.3%
cc8047dc8a484aa		13	0.3%
cd1474d77fac421		13	0.3%
ce05dd69d60e43e		13	0.3%
ce31748c847d40a		13	0.3%
cedfce2c57e641d		13	0.3%
d091d72bf34743f		13	0.3%
d4e9ef0dc2b74bf		13	0.3%
d63a27ac1a6d4af		13	0.3%
d63ba4eb8a1c4a0		13	0.3%
d6aa486f005240b		13	0.3%
d7b1236aabb94f6		13	0.3%
d7df893335d04af		13	0.3%
d84f5f9e3a694d3		13	0.3%
d8e480e0083545f		13	0.3%
d983e831143f41a		13	0.3%
da5e5ab5a00e480		13	0.3%
da7a73e6a465427		13	0.3%
db979bdcd2e148f		13	0.3%
dc1776a9a0e14f4		13	0.3%
dda5335ce205431		13	0.3%
df04ee2c0e3a410		13	0.3%
dfbc222d6117426		13	0.3%
e106494d0ae84f2		13	0.3%
e23a30e088d1453		13	0.3%

File : CSEC3D

interview__id: Unique 32-character long identifier of the interview

Value	Label	Cases	Percentage
e24222c61b9f456		13	0.3%
e282714b05cb42t		13	0.3%
e3166e34b04d47?		13	0.3%
e4d52a1c0a1148d		13	0.3%
e4ddc650064a4c0		13	0.3%
e614b8ae67d44c8		13	0.3%
e61b5559a1b4404		13	0.3%
e6d0819875ec42e		13	0.3%
e77d4f6292d2475		13	0.3%
e86a2ea031ca4f9c		13	0.3%
e8b86f9566254e7		13	0.3%
e9acfec9f50e43a8		13	0.3%
e9e027640d2a450		13	0.3%
e9ee6e0d15b54db		13	0.3%
eb8f3695097d4ec		13	0.3%
ebb0b322a786451		13	0.3%
ed628650c92d451		13	0.3%
ee245be814ce483		13	0.3%
ef0a2c1050d9446		13	0.3%
f11ff6935d374a3?		13	0.3%
f2753e0a1ee1407?		13	0.3%
f310f9362b1e429?		13	0.3%
f4f37a3e35c44dc?		13	0.3%
f7c8666f68b2434?		13	0.3%
fa6d43e574104db		13	0.3%
fad0449bb4f0427?		13	0.3%
fbdb75a9b0ab4f6?		13	0.3%
fc8c4458e87f4d7?		13	0.3%
fd96d6f934ab457?		13	0.3%
fe36e5eff69c4cb2		13	0.3%
ff38ebd77e0b421?		13	0.3%
ffc83c8361694f80		13	0.3%

Warning: these figures indicate the number of cases found in the data file. They cannot be interpreted as summary statistics of the population of interest.

Payment_id: Id in s3r3

Information		[Type= discrete] [Format=numeric] [Range= 0-12] [Missing=*]		
Statistics [NW/ W]		[Valid=3796 /-] [Invalid=0 /-]		
Value	Label	Cases	Percentage	
0	Development/building fees	292		7.7%
1	Lunch	292		7.7%
2	School uniform	292		7.7%
3	Exercise books	292		7.7%
4	Text books	292		7.7%
5	Pens and Pencils	292		7.7%

File : CSEC3D

Payment_id: Id in s3r3

Value	Label	Cases	Percentage
6	Geometry sets	292	<div></div> 7.7%
7	Rulers	292	<div></div> 7.7%
8	Coaching Services	292	<div></div> 7.7%
9	Others	292	<div></div> 7.7%
10	Others	292	<div></div> 7.7%
11	Others	292	<div></div> 7.7%
12	Others	292	<div></div> 7.7%

Warning: these figures indicate the number of cases found in the data file. They cannot be interpreted as summary statistics of the population of interest.

s3q26: 26. Does this school provide %rosteritle% to students?

Information	[Type= discrete] [Format=numeric] [Range= 1-2] [Missing=*]		
Statistics [NW/ W]	[Valid=2938 /-] [Invalid=858 /-]		
Value	Label	Cases	Percentage
1	Yes	575	<div></div> 19.6%
2	No	2363	<div></div> 80.4%
Sysmiss		858	

Warning: these figures indicate the number of cases found in the data file. They cannot be interpreted as summary statistics of the population of interest.

s3q27: 27. Does the school charge for %rosteritle%?

Information	[Type= discrete] [Format=numeric] [Range= 1-2] [Missing=*]		
Statistics [NW/ W]	[Valid=821 /-] [Invalid=2975 /-]		
Value	Label	Cases	Percentage
1	Yes	600	<div></div> 73.1%
2	No	221	<div></div> 26.9%
Sysmiss		2975	

Warning: these figures indicate the number of cases found in the data file. They cannot be interpreted as summary statistics of the population of interest.

s3q28: 28. What is the average amount charged per child for %rosteritle%? (SHILLINGS)

Information	[Type= continuous] [Format=numeric] [Range= 500-3000000] [Missing=*]		
Statistics [NW/ W]	[Valid=600 /-] [Invalid=3196 /-] [Mean=22125.42 /-] [StdDev=126899.618 /-]		

s3q29: 29. What is the frequency of payment for %rosteritle%?

Information	[Type= discrete] [Format=numeric] [Range= 1-96] [Missing=*]		
Statistics [NW/ W]	[Valid=600 /-] [Invalid=3196 /-]		
Value	Label	Cases	Percentage
1	Annual	45	<div></div> 7.5%
2	Per term	503	<div></div> 83.8%
3	Monthly	7	<div></div> 1.2%
4	When required	42	<div></div> 7.0%
96	Other	3	<div></div> 0.5%
Sysmiss		3196	

Warning: these figures indicate the number of cases found in the data file. They cannot be interpreted as summary statistics of the population of interest.

File : CSEC3E

Final_EA_code: Enumeration Area Unique identifier

Information [Type= discrete] [Format=character] [Missing=*]

Statistics [NW/ W] [Valid=584 /-] [Invalid=0 /-]

Value	Label	Cases	Percentage
101204020501		2	0.3%
102101080210		2	0.3%
102102050406		2	0.3%
102102060108		2	0.3%
102102080506		2	0.3%
102103010916		2	0.3%
102103041252		2	0.3%
102103050439		2	0.3%
102103060631		2	0.3%
102103080303		2	0.3%
102103120844		2	0.3%
102104010236		2	0.3%
102104020313		2	0.3%
102104081332		2	0.3%
102104190357		2	0.3%
102105010613		2	0.3%
102105030701		2	0.3%
102105040650		2	0.3%
102105100433		2	0.3%
102105130528		2	0.3%
102105150507		2	0.3%
103105050501		2	0.3%
103107020109		2	0.3%
104102040606		2	0.3%
104104030820		2	0.3%
104105040311		2	0.3%
104208040401		2	0.3%
105105020108		2	0.3%
106101010605		2	0.3%
106101090206		2	0.3%
106106060103		2	0.3%
107202060102		2	0.3%
107302030503		2	0.3%
107305070203		2	0.3%
107402030203		2	0.3%
107403060301		2	0.3%
108106030909		2	0.3%
108301010115		2	0.3%
108301050512		2	0.3%
110203060109		2	0.3%
110204010703		2	0.3%

File : CSEC3E

Final_EA_code: Enumeration Area Unique identifier

Value	Label	Cases	Percentage
110206030911		2	0.3%
110207040309		2	0.3%
110305010603		2	0.3%
110306010205		2	0.3%
111102010811		2	0.3%
111202040320		2	0.3%
111202061528		2	0.3%
112102030202		2	0.3%
112104021001		2	0.3%
112204030107		2	0.3%
113105040201		2	0.3%
113105050532		2	0.3%
113111020505		2	0.3%
113113020418		2	0.3%
113113060242		2	0.3%
113301010130		2	0.3%
113301050411		2	0.3%
113406060107		2	0.3%
113604010110		2	0.3%
115103020402		2	0.3%
115104030401		2	0.3%
115202070303		2	0.3%
115206030602		2	0.3%
115303040507		2	0.3%
115303050716		2	0.3%
116102050101		2	0.3%
117106050206		2	0.3%
117201050401		2	0.3%
117202080201		2	0.3%
117301041137		2	0.3%
117302030901		2	0.3%
117302060527		2	0.3%
118101041020		2	0.3%
119104030404		2	0.3%
120106010101		2	0.3%
122102060404		2	0.3%
122105020311		2	0.3%
122106021812		2	0.3%
123110030105		2	0.3%
124101050211		2	0.3%
124101050312		2	0.3%
124103021620		2	0.3%
124104040103		2	0.3%

File : CSEC3E

Final_EA_code: Enumeration Area Unique identifier

Value	Label	Cases	Percentage
124107010620		2	0.3%
124108021108		2	0.3%
125105010702		2	0.3%
201203010310		2	0.3%
201210090210		2	0.3%
202205030602		2	0.3%
203202030310		2	0.3%
203202040303		2	0.3%
203301010111		2	0.3%
204101030213		2	0.3%
204102040514		2	0.3%
204203010514		2	0.3%
204301010302		2	0.3%
204301020206		2	0.3%
204301030308		2	0.3%
204302051318		2	0.3%
205107030213		2	0.3%
207104010604		2	0.3%
208102140202		2	0.3%
208107130101		2	0.3%
208202080102		2	0.3%
209201010506		2	0.3%
210306040101		2	0.3%
210306040102		2	0.3%
211105030205		2	0.3%
211106070404		2	0.3%
211107030208		2	0.3%
212104030611		2	0.3%
212105040709		2	0.3%
212202010105		2	0.3%
212305020404		2	0.3%
214101040303		2	0.3%
214101060404		2	0.3%
214102020611		2	0.3%
214114030515		2	0.3%
215109020818		2	0.3%
215115020203		2	0.3%
215120020808		2	0.3%
216202030604		2	0.3%
218103021305		2	0.3%
218115040101		2	0.3%
219103120104		2	0.3%
219103170202		2	0.3%

File : CSEC3E

Final_EA_code: Enumeration Area Unique identifier

Value	Label	Cases	Percentage
221109020302		2	0.3%
221109050505		2	0.3%
222111021102		2	0.3%
223108100606		2	0.3%
223120020410		2	0.3%
223121010401		2	0.3%
223121030202		2	0.3%
223126011515		2	0.3%
223128010204		2	0.3%
223135040509		2	0.3%
224105051111		2	0.3%
225103041522		2	0.3%
225114032604		2	0.3%
226101010214		2	0.3%
226102050810		2	0.3%
226104040305		2	0.3%
226105051005		2	0.3%
228102030405		2	0.3%
229104021009		2	0.3%
230105010304		2	0.3%
230105040506		2	0.3%
230109050511		2	0.3%
232101040606		2	0.3%
232203040502		2	0.3%
302101021503		2	0.3%
302201050803		2	0.3%
302204050508		2	0.3%
302205050202		2	0.3%
302303070505		2	0.3%
303201020510		2	0.3%
303202060606		2	0.3%
303204050605		2	0.3%
303402040806		2	0.3%
303404010207		2	0.3%
303404030404		2	0.3%
303405071314		2	0.3%
303503041111		2	0.3%
303504020504		2	0.3%
304102010107		2	0.3%
304204020110		2	0.3%
304301040405		2	0.3%
306201010103		2	0.3%
306203010305		2	0.3%

File : CSEC3E

Final_EA_code: Enumeration Area Unique identifier

Value	Label	Cases	Percentage
306204010301		2	0.3%
306204020605		2	0.3%
307108020605		2	0.3%
307108030304		2	0.3%
307108030908		2	0.3%
307202030201		2	0.3%
308102060619		2	0.3%
309103050101		2	0.3%
309104050403		2	0.3%
309204060609		2	0.3%
310102021618		2	0.3%
310202030204		2	0.3%
310306030909		2	0.3%
310306040802		2	0.3%
311102010107		2	0.3%
311103020202		2	0.3%
311105051111		2	0.3%
311202010102		2	0.3%
312105020216		2	0.3%
313102050501		2	0.3%
313104010108		2	0.3%
314101030304		2	0.3%
314103040301		2	0.3%
314105010202		2	0.3%
315105030209		2	0.3%
317101010205		2	0.3%
317103020201		2	0.3%
317107051210		2	0.3%
318102020202		2	0.3%
318103020406		2	0.3%
318112010303		2	0.3%
318114020701		2	0.3%
318116050101		2	0.3%
319105080306		2	0.3%
319107020203		2	0.3%
319203030409		2	0.3%
320102040601		2	0.3%
320108080103		2	0.3%
321103040514		2	0.3%
321105050214		2	0.3%
321106010504		2	0.3%
321107061709		2	0.3%
322108020610		2	0.3%

File : CSEC3E

Final_EA_code: Enumeration Area Unique identifier

Value	Label	Cases	Percentage
322111041206		2	0.3%
323104030201		2	0.3%
323106040915		2	0.3%
323108030411		2	0.3%
324101011403		2	0.3%
324104010503		2	0.3%
325101020514		2	0.3%
325103060113		2	0.3%
325103060210		2	0.3%
325107010301		2	0.3%
327103030510		2	0.3%
327106020513		2	0.3%
329106020616		2	0.3%
330107010101		2	0.3%
330110010403		2	0.3%
402208050714		2	0.3%
402210030714		2	0.3%
403101020501		2	0.3%
403105050205		2	0.3%
403201020515		2	0.3%
403301030215		2	0.3%
404102030405		2	0.3%
404207040904		2	0.3%
404403030304		2	0.3%
405104020509		2	0.3%
405203030403		2	0.3%
405211011114		2	0.3%
405301040904		2	0.3%
405302030405		2	0.3%
406108040102		2	0.3%
406201020310		2	0.3%
406210060603		2	0.3%
406212010207		2	0.3%
406303070608		2	0.3%
407106021906		2	0.3%
408102011215		2	0.3%
408112020621		2	0.3%
408113040517		2	0.3%
409101040104		2	0.3%
409203050902		2	0.3%
409301030405		2	0.3%
410101040507		2	0.3%
410201010654		2	0.3%

File : CSEC3E

Final_EA_code: Enumeration Area Unique identifier

Value	Label	Cases	Percentage
410201010733		2	0.3%
410303060103		2	0.3%
411203020101		2	0.3%
411302020404		2	0.3%
411402020404		2	0.3%
411403030809		2	0.3%
412103070506		2	0.3%
412201070408		2	0.3%
412203040507		2	0.3%
414116010603		2	0.3%
415105020404		2	0.3%
415106081213		2	0.3%
415110040403		2	0.3%
415114070301		2	0.3%
415115040706		2	0.3%
417102010602		2	0.3%
417103010710		2	0.3%
417107030404		2	0.3%
417109040205		2	0.3%
417201010905		2	0.3%
417202010210		2	0.3%
418104030103		2	0.3%
418201020305		2	0.3%
418202010203		2	0.3%
418209070214		2	0.3%
419204020202		2	0.3%
420107040304		2	0.3%
420108030901		2	0.3%
422102010506		2	0.3%
422107010808		2	0.3%
423110010602		2	0.3%
424105020201		2	0.3%
426202040101		2	0.3%
427202040214		2	0.3%
428111030515		2	0.3%
432205040203		2	0.3%

Warning: these figures indicate the number of cases found in the data file. They cannot be interpreted as summary statistics of the population of interest.

interview__id: Unique 32-character long identifier of the interview

Information	[Type= discrete] [Format=character] [Missing=*]		
Statistics [NW/ W]	[Valid=584 /-] [Invalid=0 /-]		
Value	Label	Cases	Percentage
05a0fe0e9f714c0t		2	0.3%
05f078de3c20400		2	0.3%

File : CSEC3E

interview__id: Unique 32-character long identifier of the interview

Value	Label	Cases	Percentage
07ae8f7297234ae		2	0.3%
0878b9ca320646c		2	0.3%
09bfa283100c462		2	0.3%
0aee3535b7234e0		2	0.3%
0b08b47250b441e		2	0.3%
0c7be6801de643e		2	0.3%
0d07cf9a197b4ea		2	0.3%
0d35d167e05a48c		2	0.3%
0e0a6e4e61be4e8		2	0.3%
103ae2d40d654ba		2	0.3%
104d7f9eb5cc429		2	0.3%
1058921f8e3e471		2	0.3%
10e47f214cb7482		2	0.3%
1124288a21f7429		2	0.3%
11324295e37b4bc		2	0.3%
14b0a6db23fb42a		2	0.3%
14c013df40e448d		2	0.3%
1559b44962074f1		2	0.3%
15d825f70832453		2	0.3%
15daaf897d21429		2	0.3%
165176d72b6e412		2	0.3%
179be7cbf9884e0		2	0.3%
17ad285d62d7495		2	0.3%
18cad48cbad4438		2	0.3%
19e17412e1bb43e		2	0.3%
1a7113db20214df		2	0.3%
1abf78b9247749b		2	0.3%
1b8cc2c21714481		2	0.3%
1d1c39bd455d40e		2	0.3%
1eb5ffb1eeb14468		2	0.3%
1f82d12a97c5472		2	0.3%
1f9751e8115d473		2	0.3%
20b3dc70a2ef47fi		2	0.3%
22079ff2853f489c		2	0.3%
22305ac5a3e1460		2	0.3%
2298e1b9396042c		2	0.3%
23f6bb268b504e5		2	0.3%
24dff56428de471e		2	0.3%
2687e3cb2fe0474		2	0.3%
26be7462ce5e43d		2	0.3%
26eef9075b7349a		2	0.3%
26f0c6653b8b4c1		2	0.3%
293ecee7a80a482		2	0.3%

File : CSEC3E

interview__id: Unique 32-character long identifier of the interview

Value	Label	Cases	Percentage
29cc9b2639524c4		2	0.3%
2b8544e9cb7347t		2	0.3%
2bc65237da7d4f7		2	0.3%
2bea2c4985dd4f4		2	0.3%
2c4950efbc4f485c		2	0.3%
2c5000cc7fa54dbi		2	0.3%
2c7dff734efc4ccb		2	0.3%
2c8f787219df44ac		2	0.3%
2d21136097a445f		2	0.3%
2f0258e282264dd		2	0.3%
2f3dadda9c4d49b		2	0.3%
303f41c72565478		2	0.3%
30b9d5e1f9fe43de		2	0.3%
30fa92d582c34fft		2	0.3%
312a435313e2406		2	0.3%
31a3f66b5452449		2	0.3%
32bb43e6cce425f		2	0.3%
34533291de9b4e3		2	0.3%
349edf6fc6cb49dc		2	0.3%
34efbcd896549f7		2	0.3%
362ff1525f0b427c		2	0.3%
369a2e686b0641f		2	0.3%
37c7d386630e44f		2	0.3%
391f45ad2d3548e		2	0.3%
39627200a32c462		2	0.3%
39e38a8716404f4		2	0.3%
3a542ba2ee9a46d		2	0.3%
3ac09195350c451		2	0.3%
3b3c7af2481243f		2	0.3%
3ce08aeb981a41a		2	0.3%
3cf0a1fa46ae4682		2	0.3%
3d61703566614f4		2	0.3%
3f41cdc7f4484a90		2	0.3%
40927a9f8da44e0		2	0.3%
41d507da42f24fa		2	0.3%
44c8e8b546fa4e9		2	0.3%
4582b29c263744c		2	0.3%
45e2495043be477		2	0.3%
468987393fd4448		2	0.3%
46bc8364e56f4e2		2	0.3%
481f3d44d4074b5		2	0.3%
49123f99dd9b48c		2	0.3%
4936d20fd0be487		2	0.3%

File : CSEC3E

interview__id: Unique 32-character long identifier of the interview

Value	Label	Cases	Percentage
49d2684cbd464ee		2	0.3%
4af38353df164c5f		2	0.3%
4b14fdfdc4154af5		2	0.3%
4dd40973252a4df		2	0.3%
4e6fd738620241a		2	0.3%
50a0e9476f3f4947		2	0.3%
51986b54676d4e3		2	0.3%
527a88628b1c424		2	0.3%
5300060198c04c3		2	0.3%
53fa8063d7db498		2	0.3%
54d04063673a4a7		2	0.3%
559f5482d2fa4c7f		2	0.3%
55b84b9565e642f		2	0.3%
57061e3264f8499		2	0.3%
58cf916082f84b1f		2	0.3%
58d95fc30734424		2	0.3%
5b2bb8ba8da5434		2	0.3%
5b3c6ba74736462		2	0.3%
5c104965b505425		2	0.3%
5c166c1642f340b		2	0.3%
5f625ed846014f17		2	0.3%
5f9671150b6c4d8		2	0.3%
5f9c80627104486		2	0.3%
5fd0f31f330a49a7		2	0.3%
608bfd2bd5f8412		2	0.3%
61dc08d3c51a46b		2	0.3%
61e4b68c15e0457		2	0.3%
62af21468f5b4edf		2	0.3%
62f01c4bc6cf48c7		2	0.3%
63ef3bf75fef4be6		2	0.3%
645e8f52e0284da		2	0.3%
652892d80eef4dc		2	0.3%
6576b15a95a0431		2	0.3%
6596c2921b4f49f		2	0.3%
65e342045671412		2	0.3%
663e019dae8f42e		2	0.3%
664e98a3af9c4657		2	0.3%
67ac1b9b59384c0		2	0.3%
67d77e0fbf754e2f		2	0.3%
68984e8f107b4fcf		2	0.3%
68b87f690c5e4d4		2	0.3%
69fdbce170a3499		2	0.3%
6aac54099d5446c		2	0.3%

File : CSEC3E

interview__id: Unique 32-character long identifier of the interview

Value	Label	Cases	Percentage
6be18dc7379a4d8		2	0.3%
6cb2e1bf1182402		2	0.3%
6d561d7e1bb34bc		2	0.3%
6d6546ea45a24cc		2	0.3%
6e7a08685b68404		2	0.3%
6ec8cecb648e4b6		2	0.3%
6fb3d5bdc87496		2	0.3%
712dd05dfdf54bc		2	0.3%
73b6584e55df47e		2	0.3%
73edb914e5ec4a6		2	0.3%
74879a94288749e		2	0.3%
75df2b5c7d6b492		2	0.3%
76a347dba3c945d		2	0.3%
77b63a2a3a58466		2	0.3%
78b1f1144ce740d		2	0.3%
7934cfadf18a402f		2	0.3%
7a92a755edec4d6		2	0.3%
7af284e10f40460f		2	0.3%
7b71511069ca41c		2	0.3%
7b91ac7196d446f		2	0.3%
7ceaac984dc4433		2	0.3%
7f25311583624b7		2	0.3%
80c5e48699bc48b		2	0.3%
81def38cfed24edc		2	0.3%
81f2300746cc4b0		2	0.3%
824efbe20846431		2	0.3%
825a4d9c10674fb		2	0.3%
82e2ee46332f4f5c		2	0.3%
865a0a2dd0d442a		2	0.3%
87d1a29404f2409		2	0.3%
8b2193d437e6485		2	0.3%
8c60b24c5d69455		2	0.3%
8da56015c708420		2	0.3%
8ed0e75643204d2		2	0.3%
8f69cfcd9bea4a2a		2	0.3%
909b86e277fe480		2	0.3%
91e89e7118c041f		2	0.3%
92722375ee7a482		2	0.3%
93268921598f4e9		2	0.3%
942d21651db1454		2	0.3%
94a28a335ad8409		2	0.3%
94ae3c15a2df427f		2	0.3%
94d6a92de2aa418		2	0.3%

File : CSEC3E

interview__id: Unique 32-character long identifier of the interview

Value	Label	Cases	Percentage
94e8fb8cab7846d		2	0.3%
977cf8b59c214cd		2	0.3%
9836e079cdd949e		2	0.3%
987cf3a3f3f04a53		2	0.3%
989fa310b635456		2	0.3%
98c92ebc81274b4		2	0.3%
98ff8b8f6835485		2	0.3%
991ea35afb8c4a5		2	0.3%
9ae38f33171f4fb8		2	0.3%
9b29a92d6753467		2	0.3%
9c42c15316c0441		2	0.3%
9c877a6abcc44e2		2	0.3%
9ecbe56df9f249d		2	0.3%
9ef24898f0e04e6f		2	0.3%
a0525377534b48f		2	0.3%
a221543631f5448		2	0.3%
a29bda3a56964ba		2	0.3%
a3908ba3b92f4fel		2	0.3%
a5e08a9b2416439		2	0.3%
a93651e6ad8d4de		2	0.3%
a9b092b3952f4ec		2	0.3%
aeefbdde40724ba		2	0.3%
b00970f7c1fd483		2	0.3%
b0b5ef4a81ee422		2	0.3%
b0cd107e76604c5		2	0.3%
b105a36a56b84f6		2	0.3%
b136b27d911942		2	0.3%
b137ae14a69249f		2	0.3%
b2e36352f5d9409		2	0.3%
b330812745fa4e7		2	0.3%
b341d8d4669945		2	0.3%
b4251f797f5f478		2	0.3%
b562c88957c5417		2	0.3%
b59699570a7a45a		2	0.3%
b60db776f7044c0		2	0.3%
b6beade8c2fb4ba		2	0.3%
b6c120c8e36f4d4		2	0.3%
b71b6b7c544e41f		2	0.3%
b92db033a86e4ab		2	0.3%
bad2132fae8a424		2	0.3%
bb6db2bb7e894ee		2	0.3%
bb91dac00ca941a		2	0.3%
bbb3f63e02a24e3		2	0.3%

File : CSEC3E

interview__id: Unique 32-character long identifier of the interview

Value	Label	Cases	Percentage
bbd5aebfc1a54cff		2	0.3%
bcc6e03bb2a5433		2	0.3%
bcf4623a365e435		2	0.3%
bfade52afbbe4995		2	0.3%
bfc868c5c591428		2	0.3%
c015bae305344f9		2	0.3%
c14a86da4ace406		2	0.3%
c1a22955cf934b9		2	0.3%
c208d41946924e2		2	0.3%
c2a083238ac94fc		2	0.3%
c33561448066434		2	0.3%
c40d2554992447e		2	0.3%
c5a985e708a7459		2	0.3%
c7bcab112852484		2	0.3%
c997c4379310457		2	0.3%
c9f3e3b01148416		2	0.3%
ca4736d2f7a74a8		2	0.3%
caa6f80f888744d		2	0.3%
cbe3a418c67c437		2	0.3%
cc8047dc8a484aa		2	0.3%
cd1474d77fac421		2	0.3%
ce05dd69d60e43e		2	0.3%
ce31748c847d40a		2	0.3%
cedfce2c57e641d		2	0.3%
d091d72bf34743f		2	0.3%
d4e9ef0dc2b74bf		2	0.3%
d63a27ac1a6d4af		2	0.3%
d63ba4eb8a1c4a0		2	0.3%
d6aa486f005240b		2	0.3%
d7b1236aabb94f6		2	0.3%
d7df893335d04af		2	0.3%
d84f5f9e3a694d3		2	0.3%
d8e480e0083545f		2	0.3%
d983e831143f41a		2	0.3%
da5e5ab5a00e480		2	0.3%
da7a73e6a465427		2	0.3%
db979bdcd2e148f		2	0.3%
dc1776a9a0e14f4		2	0.3%
dda5335ce205431		2	0.3%
df04ee2c0e3a410		2	0.3%
dfbc222d6117426		2	0.3%
e106494d0ae84f2		2	0.3%
e23a30e088d1453		2	0.3%

File : CSEC3E

interview__id: Unique 32-character long identifier of the interview

Value	Label	Cases	Percentage
e24222c61b9f456		2	0.3%
e282714b05cb42t		2	0.3%
e3166e34b04d47?		2	0.3%
e4d52a1c0a1148d		2	0.3%
e4ddc650064a4c0		2	0.3%
e614b8ae67d44c8		2	0.3%
e61b5559a1b4404		2	0.3%
e6d0819875ec42e		2	0.3%
e77d4f6292d2475		2	0.3%
e86a2ea031ca4f9c		2	0.3%
e8b86f9566254e7		2	0.3%
e9acfec9f50e43a8		2	0.3%
e9e027640d2a450		2	0.3%
e9ee6e0d15b54db		2	0.3%
eb8f3695097d4ec		2	0.3%
ebb0b322a786451		2	0.3%
ed628650c92d451		2	0.3%
ee245be814ce483		2	0.3%
ef0a2c1050d9446		2	0.3%
f11ff6935d374a3?		2	0.3%
f2753e0a1ee1407?		2	0.3%
f310f9362b1e429?		2	0.3%
f4f37a3e35c44dc?		2	0.3%
f7c8666f68b2434?		2	0.3%
fa6d43e574104db		2	0.3%
fad0449bb4f0427?		2	0.3%
fbdb75a9b0ab4f6?		2	0.3%
fc8c4458e87f4d7?		2	0.3%
fd96d6f934ab457?		2	0.3%
fe36e5eff69c4cb2		2	0.3%
ff38ebd77e0b421?		2	0.3%
ffc83c8361694f80		2	0.3%

Warning: these figures indicate the number of cases found in the data file. They cannot be interpreted as summary statistics of the population of interest.

Year_id: Id in s3r4

Information	[Type= discrete] [Format=numeric] [Range= 1-2] [Missing=*]		
Statistics [NW/ W]	[Valid=584 /-] [Invalid=0 /-]		
Value	Label	Cases	Percentage
1	2018	292	50.0%
2	2017	292	50.0%

Warning: these figures indicate the number of cases found in the data file. They cannot be interpreted as summary statistics of the population of interest.

s3q30a: 30a. Total Number of candidates examined (BOYS)

Information	[Type= continuous] [Format=numeric] [Range= 0-197] [Missing=*]
-------------	--

File : CSEC3E

s3q30a: 30a. Total Number of candidates examined (BOYS)

Statistics [NW/ W]	[Valid=457 /-] [Invalid=127 /-] [Mean=26.978 /-] [StdDev=22.623 /-]
--------------------	---

s3q30b: 30b. Total Number of candidates examined (GIRLS)

Information	[Type= continuous] [Format=numeric] [Range= 0-376] [Missing=*]
-------------	--

Statistics [NW/ W]	[Valid=456 /-] [Invalid=128 /-] [Mean=28.406 /-] [StdDev=31.103 /-]
--------------------	---

s3q31a: 31a. Number who passed with grade one (1) (BOYS)

Information	[Type= continuous] [Format=numeric] [Range= 0-37] [Missing=*]
-------------	---

Statistics [NW/ W]	[Valid=456 /-] [Invalid=128 /-] [Mean=1.781 /-] [StdDev=4.238 /-]
--------------------	---

s3q31b: 31b. Number who passed with grade one (1) (GIRLS)

Information	[Type= continuous] [Format=numeric] [Range= 0-28] [Missing=*]
-------------	---

Statistics [NW/ W]	[Valid=456 /-] [Invalid=128 /-] [Mean=1.239 /-] [StdDev=3.359 /-]
--------------------	---

s3q32a: 32a. Number who passed with grade two (2) (BOYS)

Information	[Type= continuous] [Format=numeric] [Range= 0-95] [Missing=*]
-------------	---

Statistics [NW/ W]	[Valid=454 /-] [Invalid=130 /-] [Mean=13.09 /-] [StdDev=14.009 /-]
--------------------	--

s3q32b: 32b. Number who passed with grade two (2) (GIRLS)

Information	[Type= continuous] [Format=numeric] [Range= 0-124] [Missing=*]
-------------	--

Statistics [NW/ W]	[Valid=454 /-] [Invalid=130 /-] [Mean=12.919 /-] [StdDev=17.04 /-]
--------------------	--

s3q33a: 33a. Number who passed with grade three (3) (BOYS)

Information	[Type= continuous] [Format=numeric] [Range= 0-41] [Missing=*]
-------------	---

Statistics [NW/ W]	[Valid=454 /-] [Invalid=130 /-] [Mean=5.626 /-] [StdDev=5.133 /-]
--------------------	---

s3q33b: 33b. Number who passed with grade three (3) (GIRLS)

Information	[Type= continuous] [Format=numeric] [Range= 0-58] [Missing=*]
-------------	---

Statistics [NW/ W]	[Valid=454 /-] [Invalid=130 /-] [Mean=6.293 /-] [StdDev=6.197 /-]
--------------------	---

File : CSEC3F

Final_EA_code: Enumeration Area Unique identifier

Information [Type= discrete] [Format=character] [Missing=*]

Statistics [NW/ W] [Valid=921 /-] [Invalid=0 /-]

Value	Label	Cases	Percentage
101204020501		3	0.3%
102101040201		3	0.3%
102101080210		3	0.3%
102102020513		3	0.3%
102102050406		3	0.3%
102102060108		3	0.3%
102102080506		3	0.3%
102103010916		3	0.3%
102103041252		3	0.3%
102103050203		3	0.3%
102103050439		3	0.3%
102103060631		3	0.3%
102103080303		3	0.3%
102103120844		3	0.3%
102104010236		3	0.3%
102104020103		3	0.3%
102104020313		3	0.3%
102104081332		3	0.3%
102104163014		3	0.3%
102104190357		3	0.3%
102105010613		3	0.3%
102105030701		3	0.3%
102105040650		3	0.3%
102105100433		3	0.3%
102105130528		3	0.3%
102105150507		3	0.3%
103105050501		3	0.3%
103107020109		3	0.3%
104102040606		3	0.3%
104104030820		3	0.3%
104105040311		3	0.3%
104208040401		3	0.3%
105105020108		3	0.3%
106101010605		3	0.3%
106101090206		3	0.3%
106106060103		3	0.3%
107202060102		3	0.3%
107302030503		3	0.3%
107305070203		3	0.3%
107402030203		3	0.3%
107403060301		3	0.3%

File : CSEC3F

Final_EA_code: Enumeration Area Unique identifier

Value	Label	Cases	Percentage
108106030909		3	0.3%
108301010115		3	0.3%
108301050512		3	0.3%
110203060109		3	0.3%
110204010703		3	0.3%
110206030911		3	0.3%
110207040309		3	0.3%
110305010603		3	0.3%
110306010205		3	0.3%
111102010811		3	0.3%
111202040320		3	0.3%
111202061528		3	0.3%
112102030202		3	0.3%
112104021001		3	0.3%
112204030107		3	0.3%
113105040201		3	0.3%
113105050532		3	0.3%
113111020505		3	0.3%
113113020418		3	0.3%
113113060242		3	0.3%
113301010130		3	0.3%
113301050411		3	0.3%
113406060107		3	0.3%
113604010110		3	0.3%
115103020402		3	0.3%
115104030401		3	0.3%
115202070303		3	0.3%
115206030602		3	0.3%
115303040507		3	0.3%
115303050716		3	0.3%
116102050101		3	0.3%
117106050206		3	0.3%
117201050401		3	0.3%
117202080201		3	0.3%
117301041130		3	0.3%
117301041137		3	0.3%
117302030901		3	0.3%
117302060527		3	0.3%
118101041020		3	0.3%
119104030404		3	0.3%
120106010101		3	0.3%
122102060404		3	0.3%
122105020311		3	0.3%

File : CSEC3F

Final_EA_code: Enumeration Area Unique identifier

Value	Label	Cases	Percentage
122106021812		3	0.3%
123110030105		3	0.3%
124101050211		3	0.3%
124101050312		3	0.3%
124103021620		3	0.3%
124104040103		3	0.3%
124107010620		3	0.3%
124108021108		3	0.3%
125105010702		3	0.3%
201203010310		3	0.3%
201206020507		3	0.3%
201210090210		3	0.3%
202205030602		3	0.3%
203202030310		3	0.3%
203202040303		3	0.3%
203301010111		3	0.3%
204101030213		3	0.3%
204102040514		3	0.3%
204203010514		3	0.3%
204301010302		3	0.3%
204301020206		3	0.3%
204301030308		3	0.3%
204302051318		3	0.3%
205101020309		3	0.3%
205101030109		3	0.3%
205107030213		3	0.3%
207104010604		3	0.3%
208102140202		3	0.3%
208107130101		3	0.3%
208202080102		3	0.3%
209201010506		3	0.3%
210306040101		3	0.3%
210306040102		3	0.3%
211105030205		3	0.3%
211106070404		3	0.3%
211107030208		3	0.3%
212104030611		3	0.3%
212105040709		3	0.3%
212202010105		3	0.3%
212305020404		3	0.3%
214101040303		3	0.3%
214101060404		3	0.3%
214102020611		3	0.3%

File : CSEC3F

Final_EA_code: Enumeration Area Unique identifier

Value	Label	Cases	Percentage
214108010504		3	0.3%
214113010305		3	0.3%
214114030515		3	0.3%
215109020818		3	0.3%
215115020203		3	0.3%
215120020808		3	0.3%
216202030604		3	0.3%
218103021305		3	0.3%
218115040101		3	0.3%
219103120104		3	0.3%
219103170202		3	0.3%
221109020302		3	0.3%
221109050505		3	0.3%
222111021102		3	0.3%
223108100606		3	0.3%
223120020410		3	0.3%
223121010401		3	0.3%
223121030202		3	0.3%
223126011515		3	0.3%
223128010204		3	0.3%
223135040509		3	0.3%
224105051111		3	0.3%
225103041522		3	0.3%
225114032604		3	0.3%
226101010214		3	0.3%
226102050810		3	0.3%
226104040305		3	0.3%
226105051005		3	0.3%
228102030405		3	0.3%
229104021009		3	0.3%
230105010304		3	0.3%
230105040506		3	0.3%
230109050511		3	0.3%
232101040606		3	0.3%
232203040502		3	0.3%
302101021503		3	0.3%
302201050803		3	0.3%
302204050508		3	0.3%
302205050202		3	0.3%
302303070505		3	0.3%
303201020510		3	0.3%
303202060606		3	0.3%
303204050605		3	0.3%

File : CSEC3F

Final_EA_code: Enumeration Area Unique identifier

Value	Label	Cases	Percentage
303402040806		3	0.3%
303404010207		3	0.3%
303404030404		3	0.3%
303405070316		3	0.3%
303405071314		3	0.3%
303503041111		3	0.3%
303504020504		3	0.3%
304102010107		3	0.3%
304204020110		3	0.3%
304301040405		3	0.3%
306201010103		3	0.3%
306203010305		3	0.3%
306204010301		3	0.3%
306204020605		3	0.3%
307108020605		3	0.3%
307108030304		3	0.3%
307108030708		3	0.3%
307108030908		3	0.3%
307202030201		3	0.3%
308102060619		3	0.3%
309103050101		3	0.3%
309104050403		3	0.3%
309204060609		3	0.3%
310102021618		3	0.3%
310202030204		3	0.3%
310306030909		3	0.3%
310306040802		3	0.3%
310306041001		3	0.3%
311102010107		3	0.3%
311103020202		3	0.3%
311105051111		3	0.3%
311202010102		3	0.3%
312105020216		3	0.3%
313102050501		3	0.3%
313104010108		3	0.3%
314101030304		3	0.3%
314103040301		3	0.3%
314105010202		3	0.3%
315105030209		3	0.3%
317101010205		3	0.3%
317103020201		3	0.3%
317107051210		3	0.3%
318102020202		3	0.3%

File : CSEC3F

Final_EA_code: Enumeration Area Unique identifier

Value	Label	Cases	Percentage
318103020406		3	0.3%
318112010303		3	0.3%
318114020701		3	0.3%
318116050101		3	0.3%
319105080306		3	0.3%
319107020203		3	0.3%
319203030409		3	0.3%
320102020601		3	0.3%
320102040601		3	0.3%
320108080103		3	0.3%
321103040514		3	0.3%
321105050214		3	0.3%
321106010504		3	0.3%
321107061709		3	0.3%
322108020610		3	0.3%
322111041206		3	0.3%
323104030201		3	0.3%
323106040915		3	0.3%
323108030411		3	0.3%
324101011403		3	0.3%
324104010503		3	0.3%
325101020514		3	0.3%
325103060113		3	0.3%
325103060210		3	0.3%
325107010301		3	0.3%
327103030510		3	0.3%
327106020513		3	0.3%
329106020616		3	0.3%
330107010101		3	0.3%
330110010403		3	0.3%
402208050714		3	0.3%
402210030714		3	0.3%
403101020501		3	0.3%
403105050205		3	0.3%
403201020515		3	0.3%
403301030215		3	0.3%
404102030405		3	0.3%
404207040904		3	0.3%
404403030304		3	0.3%
405104020509		3	0.3%
405203030403		3	0.3%
405211011114		3	0.3%
405301040904		3	0.3%

File : CSEC3F

Final_EA_code: Enumeration Area Unique identifier

Value	Label	Cases	Percentage
405302030405		3	0.3%
406108040102		3	0.3%
406201020310		3	0.3%
406210060603		3	0.3%
406212010207		3	0.3%
406303070608		3	0.3%
407106021906		3	0.3%
408102011215		3	0.3%
408112020621		3	0.3%
408113040517		3	0.3%
409101040104		3	0.3%
409203050902		3	0.3%
409301030405		3	0.3%
410101040507		3	0.3%
410201010654		3	0.3%
410201010733		3	0.3%
410303060103		3	0.3%
411203020101		3	0.3%
411302020404		3	0.3%
411402020404		3	0.3%
411403030809		3	0.3%
412103070506		3	0.3%
412201070408		3	0.3%
412203040507		3	0.3%
414116010603		3	0.3%
415105020404		3	0.3%
415106081213		3	0.3%
415110040403		3	0.3%
415114070301		3	0.3%
415115040706		3	0.3%
417102010602		3	0.3%
417103010710		3	0.3%
417107030404		3	0.3%
417109040205		3	0.3%
417201010905		3	0.3%
417202010210		3	0.3%
418104030103		3	0.3%
418201020305		3	0.3%
418202010203		3	0.3%
418209070214		3	0.3%
419204020202		3	0.3%
420107040304		3	0.3%
420108030901		3	0.3%

File : CSEC3F

Final_EA_code: Enumeration Area Unique identifier

Value	Label	Cases	Percentage
422102010506		3	0.3%
422107010808		3	0.3%
423110010602		3	0.3%
424105020201		3	0.3%
426202040101		3	0.3%
427202040214		3	0.3%
428111030515		3	0.3%
432205040203		3	0.3%

Warning: these figures indicate the number of cases found in the data file. They cannot be interpreted as summary statistics of the population of interest.

interview__id: Unique 32-character long identifier of the interview

Information	[Type= discrete] [Format=character] [Missing=*]
Statistics [NW/ W]	[Valid=921 /-] [Invalid=0 /-]

Value	Label	Cases	Percentage
05a0fe0e9f714c0t		3	0.3%
05f078de3c20400		3	0.3%
07ae8f7297234ae		3	0.3%
0878b9ca320646c		3	0.3%
098b64d5f62d444		3	0.3%
09bfa283100c462		3	0.3%
0aee3535b7234e0		3	0.3%
0b08b47250b441c		3	0.3%
0c7be6801de643e		3	0.3%
0d07cf9a197b4ea		3	0.3%
0d35d167e05a48c		3	0.3%
0e0a6e4e61be4e8		3	0.3%
0f26d7f7b06f4b9		3	0.3%
103ae2d40d654ba		3	0.3%
104d7f9eb5cc429		3	0.3%
1058921f8e3e471		3	0.3%
10e47f214cb7482		3	0.3%
1124288a21f7429		3	0.3%
11324295e37b4bc		3	0.3%
120745e30ae2426		3	0.3%
14b0a6db23fb42a		3	0.3%
14c013df40e448d		3	0.3%
1559b44962074f1		3	0.3%
15d825f70832453		3	0.3%
15daaf897d21429		3	0.3%
165176d72b6e412		3	0.3%
179be7cbf9884e0		3	0.3%
17ad285d62d7495		3	0.3%
18cad48cbad4438		3	0.3%
19e17412e1bb43c		3	0.3%

File : CSEC3F

interview__id: Unique 32-character long identifier of the interview

Value	Label	Cases	Percentage
1a7113db20214df		3	0.3%
1abf78b9247749b		3	0.3%
1b8cc2c21714481		3	0.3%
1d1c39bd455d40e		3	0.3%
1eb5ffb1eeb14468		3	0.3%
1f82d12a97c5472		3	0.3%
1f9751e8115d473		3	0.3%
20b3dc70a2ef47ff		3	0.3%
22079ff2853f489c		3	0.3%
22305ac5a3e1460		3	0.3%
2298e1b9396042c		3	0.3%
23f6bb268b504e5		3	0.3%
24dff56428de471e		3	0.3%
2687e3cb2fe0474		3	0.3%
26be7462ce5e43d		3	0.3%
26eef9075b7349a		3	0.3%
26f0c6653b8b4c1		3	0.3%
293ecee7a80a482		3	0.3%
29cc9b2639524c4		3	0.3%
2b8544e9cb7347f		3	0.3%
2bc65237da7d4f7		3	0.3%
2bea2c4985dd4f4		3	0.3%
2c2b89bb4ed2475		3	0.3%
2c4950efbc4f485c		3	0.3%
2c5000cc7fa54dbb		3	0.3%
2c7dff734efc4ccb		3	0.3%
2c8f787219df44a8		3	0.3%
2d21136097a4458		3	0.3%
2f0258e282264dd		3	0.3%
2f3dadda9c4d49b		3	0.3%
303f41c72565478		3	0.3%
30b9d5e1f9fe43dc		3	0.3%
30fa92d582c34ff8		3	0.3%
312a435313e240e		3	0.3%
31a3f66b5452449		3	0.3%
32bb43e6ccef4255		3	0.3%
333db34cb097445		3	0.3%
34533291de9b4e3		3	0.3%
349edf6fc6cb49dc		3	0.3%
34efbcd896549f7		3	0.3%
362ff1525f0b427c		3	0.3%
369a2e686b0641f		3	0.3%
37c7d386630e44f		3	0.3%

File : CSEC3F

interview__id: Unique 32-character long identifier of the interview

Value	Label	Cases	Percentage
391f45ad2d3548e		3	0.3%
39627200a32c462		3	0.3%
39e38a8716404f4		3	0.3%
3a542ba2ee9a46d		3	0.3%
3ac09195350c451		3	0.3%
3b3c7af2481243f		3	0.3%
3ce08aeb981a41a		3	0.3%
3cf0a1fa46ae4682		3	0.3%
3d61703566614f4		3	0.3%
3f41cdc7f4484a90		3	0.3%
40927a9f8da44e0		3	0.3%
41d507da42f24fa		3	0.3%
44c8e8b546fa4e9		3	0.3%
4582b29c263744c		3	0.3%
45e2495043be477		3	0.3%
468987393fd4448		3	0.3%
46bc8364e56f4e2		3	0.3%
481f3d44d4074b5		3	0.3%
49123f99dd9b486		3	0.3%
4936d20fd0be487		3	0.3%
49d2684cbd464ee		3	0.3%
4af38353df164c5		3	0.3%
4b07af9a7bac483		3	0.3%
4b14fdfdc4154af5		3	0.3%
4dd40973252a4df		3	0.3%
4e6fd738620241a		3	0.3%
50a0e9476f3f494		3	0.3%
51986b54676d4e3		3	0.3%
527a88628b1c424		3	0.3%
5300060198c04c3		3	0.3%
53fa8063d7db498		3	0.3%
54d04063673a4a7		3	0.3%
559f5482d2fa4c7		3	0.3%
55b84b9565e6420		3	0.3%
56225232b30346		3	0.3%
57061e3264f8499		3	0.3%
58cf916082f84b1		3	0.3%
58d95fc30734424		3	0.3%
59accfcd4d542a2		3	0.3%
5a30e64718014fc		3	0.3%
5b2bb8ba8da5434		3	0.3%
5b3c6ba74736462		3	0.3%
5c104965b505425		3	0.3%

File : CSEC3F

interview__id: Unique 32-character long identifier of the interview

Value	Label	Cases	Percentage
5c166c1642f340b		3	0.3%
5ed8795ec990433		3	0.3%
5f625ed846014f1		3	0.3%
5f9671150b6c4d8		3	0.3%
5f9c80627104486		3	0.3%
5fd0f31f330a49a7		3	0.3%
608bfd2bd5f8412		3	0.3%
61dc08d3c51a46b		3	0.3%
61e4b68c15e0457		3	0.3%
62af21468f5b4edl		3	0.3%
62f01c4bc6cf48c7		3	0.3%
63ef3bf75fef4be6		3	0.3%
645e8f52e0284da		3	0.3%
652892d80eef4dc		3	0.3%
6576b15a95a0431		3	0.3%
6596c2921b4f49f		3	0.3%
65e342045671412		3	0.3%
663e019dae8f42e		3	0.3%
664e98a3af9c465		3	0.3%
67ac1b9b59384c0		3	0.3%
67d77e0fbf754e2		3	0.3%
68984e8f107b4fc1		3	0.3%
68b87f690c5e4d4		3	0.3%
69fdbce170a3499		3	0.3%
6aac54099d5446c		3	0.3%
6be18dc7379a4d8		3	0.3%
6cb2e1bf1182402		3	0.3%
6d561d7e1bb34b0		3	0.3%
6d6546ea45a24cc		3	0.3%
6e7a08685b68404		3	0.3%
6ec8cecb648e4b6		3	0.3%
6fb3d5bdc87496		3	0.3%
712dd05dfdf54bc		3	0.3%
73b6584e55df47e		3	0.3%
73edb914e5ec4a6		3	0.3%
74879a94288749c		3	0.3%
75df2b5c7d6b492		3	0.3%
76a347dba3c945d		3	0.3%
77b63a2a3a5846c		3	0.3%
78b1f1144ce740d		3	0.3%
7934cfadf18a4020		3	0.3%
7a92a755edec4d6		3	0.3%
7af284e10f40460		3	0.3%

File : CSEC3F

interview__id: Unique 32-character long identifier of the interview

Value	Label	Cases	Percentage
7b71511069ca41c		3	0.3%
7b91ac7196d446f		3	0.3%
7ceaac984dc4433		3	0.3%
7f25311583624b7		3	0.3%
80c5e48699bc48b		3	0.3%
81def38cfed24edc		3	0.3%
81f2300746cc4b0		3	0.3%
824efbe20846431		3	0.3%
825a4d9c10674fb		3	0.3%
82e2ee46332f4f5c		3	0.3%
865a0a2dd0d442a		3	0.3%
87d1a29404f2409		3	0.3%
8b2193d437e6485		3	0.3%
8c60b24c5d69455		3	0.3%
8da56015c708420		3	0.3%
8ed0e75643204d2		3	0.3%
8f69cfcd9bea4a2a		3	0.3%
909b86e277fe480		3	0.3%
91e89e7118c041f		3	0.3%
92722375ee7a482		3	0.3%
93268921598f4e9		3	0.3%
942d21651db145e		3	0.3%
94a28a335ad8409		3	0.3%
94ae3c15a2df4270		3	0.3%
94d6a92de2aa418		3	0.3%
94e8fb8cab7846d		3	0.3%
977cf8b59c214cd		3	0.3%
9836e079cdd949e		3	0.3%
987cf3a3f3f04a53		3	0.3%
989fa310b635456		3	0.3%
98c92ebc81274b4		3	0.3%
98ff8b8f6835485f		3	0.3%
991ea35afb8c4a5b		3	0.3%
9ae38f33171f4fb8		3	0.3%
9b29a92d6753467		3	0.3%
9c42c15316c0441		3	0.3%
9c877a6abcc44e2		3	0.3%
9ecbe56df9f249d5		3	0.3%
9ef24898f0e04e6f		3	0.3%
a03a17e845b8444		3	0.3%
a0525377534b48f		3	0.3%
a221543631f5448		3	0.3%
a29bda3a56964ba		3	0.3%

File : CSEC3F

interview__id: Unique 32-character long identifier of the interview

Value	Label	Cases	Percentage
a3908ba3b92f4fe1		3	0.3%
a4729f20438e493		3	0.3%
a5e08a9b2416439		3	0.3%
a93651e6ad8d4de		3	0.3%
a9b092b3952f4ec		3	0.3%
aeefbdde40724ba		3	0.3%
b00970f7c1fd483		3	0.3%
b0b5ef4a81ee422		3	0.3%
b0cd107e76604c5		3	0.3%
b105a36a56b84f6		3	0.3%
b136b27d911942		3	0.3%
b137ae14a69249f		3	0.3%
b2e36352f5d9409		3	0.3%
b330812745fa4e7		3	0.3%
b341d8d4669945		3	0.3%
b4251f797f5f478		3	0.3%
b562c88957c5417		3	0.3%
b59699570a7a45a		3	0.3%
b60db776f7044c0		3	0.3%
b6beade8c2fb4ba		3	0.3%
b6c120c8e36f4d4		3	0.3%
b71b6b7c544e41f		3	0.3%
b92db033a86e4ab		3	0.3%
bad2132fae8a424		3	0.3%
bb6db2bb7e894ee		3	0.3%
bb91dac00ca941a		3	0.3%
bbb3f63e02a24e3		3	0.3%
bbd5aebfc1a54cfe		3	0.3%
bcc6e03bb2a5433		3	0.3%
bcf4623a365e435		3	0.3%
bfade52afbbe499		3	0.3%
bfc868c5c591428		3	0.3%
c015bae305344f9		3	0.3%
c14a86da4ace406		3	0.3%
c1a22955cf934b9		3	0.3%
c208d41946924e2		3	0.3%
c2a083238ac94fc		3	0.3%
c3356144806643		3	0.3%
c40d2554992447		3	0.3%
c5a985e708a7459		3	0.3%
c7bcab112852484		3	0.3%
c997c4379310457		3	0.3%
c9f3e3b01148416		3	0.3%

File : CSEC3F

interview__id: Unique 32-character long identifier of the interview

Value	Label	Cases	Percentage
ca4736d2f7a74a89		3	0.3%
caa6f80f888744d0		3	0.3%
cbe3a418c67c437		3	0.3%
cc8047dc8a484aa		3	0.3%
cd1474d77fac421		3	0.3%
ce05dd69d60e43e		3	0.3%
ce31748c847d40a		3	0.3%
cedfce2c57e641d1		3	0.3%
d091d72bf34743f		3	0.3%
d4b645c8dabe4a1		3	0.3%
d4e9ef0dc2b74bf2		3	0.3%
d56d66a6c7584c2		3	0.3%
d63a27ac1a6d4af8		3	0.3%
d63ba4eb8a1c4a0		3	0.3%
d6aa486f005240b		3	0.3%
d7b1236aabb94f6		3	0.3%
d7df893335d04af		3	0.3%
d84f5f9e3a694d3c		3	0.3%
d8e480e0083545f		3	0.3%
d983e831143f41a		3	0.3%
da5e5ab5a00e480		3	0.3%
da7a73e6a465427		3	0.3%
db979bdcd2e148f		3	0.3%
dc1776a9a0e14f4		3	0.3%
dda5335ce205431		3	0.3%
df04ee2c0e3a4107		3	0.3%
dfbc222d6117426		3	0.3%
e106494d0ae84f2		3	0.3%
e23a30e088d1453		3	0.3%
e24222c61b9f456		3	0.3%
e282714b05cb42t		3	0.3%
e3166e34b04d473		3	0.3%
e4d52a1c0a1148d		3	0.3%
e4ddc650064a4c0		3	0.3%
e614b8ae67d44c8		3	0.3%
e61b5559a1b4404		3	0.3%
e6d0819875ec42e		3	0.3%
e77d4f6292d2475		3	0.3%
e86a2ea031ca4f9c		3	0.3%
e8b86f9566254e7		3	0.3%
e90883e23667495		3	0.3%
e9acfec9f50e43a8		3	0.3%
e9e027640d2a450		3	0.3%

File : CSEC3F

interview__id: Unique 32-character long identifier of the interview

Value	Label	Cases	Percentage
e9ee6e0d15b54db		3	0.3%
eb8f3695097d4ec		3	0.3%
ebb0b322a786451		3	0.3%
ed628650c92d451		3	0.3%
ee245be814ce483		3	0.3%
ef0a2c1050d9446		3	0.3%
f11ff6935d374a37		3	0.3%
f2753e0a1ee1407		3	0.3%
f310f9362b1e429		3	0.3%
f4f37a3e35c44dc4		3	0.3%
f7c8666f68b2434		3	0.3%
fa6d43e574104db		3	0.3%
fad0449bb4f0427		3	0.3%
fbdb75a9b0ab4f6		3	0.3%
fc8c4458e87f4d7		3	0.3%
fd96d6f934ab457		3	0.3%
fe36e5eff69c4cb2		3	0.3%
ff38ebd77e0b421		3	0.3%
ffc83c8361694f8		3	0.3%

Warning: these figures indicate the number of cases found in the data file. They cannot be interpreted as summary statistics of the population of interest.

School_leave_id: Year of drop out (roster)

Information	[Type= discrete] [Format=numeric] [Range= 1-3] [Missing=*]
Statistics [NW/ W]	[Valid=921 /-] [Invalid=0 /-]

Value	Label	Cases	Percentage
1	2018	307	33.3%
2	2017	307	33.3%
3	2016	307	33.3%

Warning: these figures indicate the number of cases found in the data file. They cannot be interpreted as summary statistics of the population of interest.

s3q34: Are there any pupils who left school before completing P.7 in [YEAR]

Information	[Type= discrete] [Format=numeric] [Range= 1-2] [Missing=*]
Statistics [NW/ W]	[Valid=735 /-] [Invalid=186 /-]

Value	Label	Cases	Percentage
1	Yes	531	72.2%
2	No	204	27.8%
Sysmiss		186	

Warning: these figures indicate the number of cases found in the data file. They cannot be interpreted as summary statistics of the population of interest.

s3q35a: 35a. What was the number in %rosteritle%? (BOYS)

Information	[Type= continuous] [Format=numeric] [Range= 0-316] [Missing=*]
Statistics [NW/ W]	[Valid=519 /-] [Invalid=402 /-] [Mean=25.416 /-] [StdDev=40.432 /-]

s3q35b: 35b. What was the number in %rosteritle%? (GIRLS)

Information	[Type= continuous] [Format=numeric] [Range= 0-240] [Missing=*]
-------------	--

File : CSEC3F

s3q35b: 35b. What was the number in %rosteritle%? (GIRLS)

Statistics [NW/ W] [Valid=519 /-] [Invalid=402 /-] [Mean=26.8 /-] [StdDev=36.325 /-]

s3q36a: 36a. What is the MOST common reason for leaving school? (BOYS)

Information [Type= discrete] [Format=numeric] [Range= 1-96] [Missing=*]

Statistics [NW/ W] [Valid=486 /-] [Invalid=435 /-]

Value	Label	Cases	Percentage
1	Harassment at home	0	
2	Harassment at school	0	
3	Traditions/culture	3	0.6%
4	Pregnancies	0	
5	Marriages	3	0.6%
6	Search for jobs	57	11.7%
7	Orphan hood	1	0.2%
8	Transfer to another school	231	47.5%
9	Lack of interest by pupil	99	20.4%
10	Indiscipline and expelled	1	0.2%
11	Parental decision	61	12.6%
12	Insecurity	1	0.2%
96	Other	29	6.0%
Sysmiss		435	

Warning: these figures indicate the number of cases found in the data file. They cannot be interpreted as summary statistics of the population of interest.

s3q36b: 36b. What is the MOST common reason for leaving school? (GIRLS)

Information [Type= discrete] [Format=numeric] [Range= 1-96] [Missing=*]

Statistics [NW/ W] [Valid=498 /-] [Invalid=423 /-]

Value	Label	Cases	Percentage
1	Harassment at home	0	
2	Harassment at school	0	
3	Traditions/culture	3	0.6%
4	Pregnancies	30	6.0%
5	Marriages	65	13.1%
6	Search for jobs	32	6.4%
7	Orphan hood	2	0.4%
8	Transfer to another school	220	44.2%
9	Lack of interest by pupil	60	12.0%
10	Indiscipline and expelled	0	
11	Parental decision	61	12.2%
12	Insecurity	1	0.2%
96	Other	24	4.8%
Sysmiss		423	

Warning: these figures indicate the number of cases found in the data file. They cannot be interpreted as summary statistics of the population of interest.

File : CSEC3G

Final_EA_code: Enumeration Area Unique identifier

Information [Type= discrete] [Format=character] [Missing=*]

Statistics [NW/ W] [Valid=1535 /-] [Invalid=0 /-]

Value	Label	Cases	Percentage
101204020501		5	0.3%
102101040201		5	0.3%
102101080210		5	0.3%
102102020513		5	0.3%
102102050406		5	0.3%
102102060108		5	0.3%
102102080506		5	0.3%
102103010916		5	0.3%
102103041252		5	0.3%
102103050203		5	0.3%
102103050439		5	0.3%
102103060631		5	0.3%
102103080303		5	0.3%
102103120844		5	0.3%
102104010236		5	0.3%
102104020103		5	0.3%
102104020313		5	0.3%
102104081332		5	0.3%
102104163014		5	0.3%
102104190357		5	0.3%
102105010613		5	0.3%
102105030701		5	0.3%
102105040650		5	0.3%
102105100433		5	0.3%
102105130528		5	0.3%
102105150507		5	0.3%
103105050501		5	0.3%
103107020109		5	0.3%
104102040606		5	0.3%
104104030820		5	0.3%
104105040311		5	0.3%
104208040401		5	0.3%
105105020108		5	0.3%
106101010605		5	0.3%
106101090206		5	0.3%
106106060103		5	0.3%
107202060102		5	0.3%
107302030503		5	0.3%
107305070203		5	0.3%
107402030203		5	0.3%
107403060301		5	0.3%

File : CSEC3G

Final_EA_code: Enumeration Area Unique identifier

Value	Label	Cases	Percentage
108106030909		5	0.3%
108301010115		5	0.3%
108301050512		5	0.3%
110203060109		5	0.3%
110204010703		5	0.3%
110206030911		5	0.3%
110207040309		5	0.3%
110305010603		5	0.3%
110306010205		5	0.3%
111102010811		5	0.3%
111202040320		5	0.3%
111202061528		5	0.3%
112102030202		5	0.3%
112104021001		5	0.3%
112204030107		5	0.3%
113105040201		5	0.3%
113105050532		5	0.3%
113111020505		5	0.3%
113113020418		5	0.3%
113113060242		5	0.3%
113301010130		5	0.3%
113301050411		5	0.3%
113406060107		5	0.3%
113604010110		5	0.3%
115103020402		5	0.3%
115104030401		5	0.3%
115202070303		5	0.3%
115206030602		5	0.3%
115303040507		5	0.3%
115303050716		5	0.3%
116102050101		5	0.3%
117106050206		5	0.3%
117201050401		5	0.3%
117202080201		5	0.3%
117301041130		5	0.3%
117301041137		5	0.3%
117302030901		5	0.3%
117302060527		5	0.3%
118101041020		5	0.3%
119104030404		5	0.3%
120106010101		5	0.3%
122102060404		5	0.3%
122105020311		5	0.3%

File : CSEC3G

Final_EA_code: Enumeration Area Unique identifier

Value	Label	Cases	Percentage
122106021812		5	0.3%
123110030105		5	0.3%
124101050211		5	0.3%
124101050312		5	0.3%
124103021620		5	0.3%
124104040103		5	0.3%
124107010620		5	0.3%
124108021108		5	0.3%
125105010702		5	0.3%
201203010310		5	0.3%
201206020507		5	0.3%
201210090210		5	0.3%
202205030602		5	0.3%
203202030310		5	0.3%
203202040303		5	0.3%
203301010111		5	0.3%
204101030213		5	0.3%
204102040514		5	0.3%
204203010514		5	0.3%
204301010302		5	0.3%
204301020206		5	0.3%
204301030308		5	0.3%
204302051318		5	0.3%
205101020309		5	0.3%
205101030109		5	0.3%
205107030213		5	0.3%
207104010604		5	0.3%
208102140202		5	0.3%
208107130101		5	0.3%
208202080102		5	0.3%
209201010506		5	0.3%
210306040101		5	0.3%
210306040102		5	0.3%
211105030205		5	0.3%
211106070404		5	0.3%
211107030208		5	0.3%
212104030611		5	0.3%
212105040709		5	0.3%
212202010105		5	0.3%
212305020404		5	0.3%
214101040303		5	0.3%
214101060404		5	0.3%
214102020611		5	0.3%

File : CSEC3G

Final_EA_code: Enumeration Area Unique identifier

Value	Label	Cases	Percentage
214108010504		5	0.3%
214113010305		5	0.3%
214114030515		5	0.3%
215109020818		5	0.3%
215115020203		5	0.3%
215120020808		5	0.3%
216202030604		5	0.3%
218103021305		5	0.3%
218115040101		5	0.3%
219103120104		5	0.3%
219103170202		5	0.3%
221109020302		5	0.3%
221109050505		5	0.3%
222111021102		5	0.3%
223108100606		5	0.3%
223120020410		5	0.3%
223121010401		5	0.3%
223121030202		5	0.3%
223126011515		5	0.3%
223128010204		5	0.3%
223135040509		5	0.3%
224105051111		5	0.3%
225103041522		5	0.3%
225114032604		5	0.3%
226101010214		5	0.3%
226102050810		5	0.3%
226104040305		5	0.3%
226105051005		5	0.3%
228102030405		5	0.3%
229104021009		5	0.3%
230105010304		5	0.3%
230105040506		5	0.3%
230109050511		5	0.3%
232101040606		5	0.3%
232203040502		5	0.3%
302101021503		5	0.3%
302201050803		5	0.3%
302204050508		5	0.3%
302205050202		5	0.3%
302303070505		5	0.3%
303201020510		5	0.3%
303202060606		5	0.3%
303204050605		5	0.3%

File : CSEC3G

Final_EA_code: Enumeration Area Unique identifier

Value	Label	Cases	Percentage
303402040806		5	0.3%
303404010207		5	0.3%
303404030404		5	0.3%
303405070316		5	0.3%
303405071314		5	0.3%
303503041111		5	0.3%
303504020504		5	0.3%
304102010107		5	0.3%
304204020110		5	0.3%
304301040405		5	0.3%
306201010103		5	0.3%
306203010305		5	0.3%
306204010301		5	0.3%
306204020605		5	0.3%
307108020605		5	0.3%
307108030304		5	0.3%
307108030708		5	0.3%
307108030908		5	0.3%
307202030201		5	0.3%
308102060619		5	0.3%
309103050101		5	0.3%
309104050403		5	0.3%
309204060609		5	0.3%
310102021618		5	0.3%
310202030204		5	0.3%
310306030909		5	0.3%
310306040802		5	0.3%
310306041001		5	0.3%
311102010107		5	0.3%
311103020202		5	0.3%
311105051111		5	0.3%
311202010102		5	0.3%
312105020216		5	0.3%
313102050501		5	0.3%
313104010108		5	0.3%
314101030304		5	0.3%
314103040301		5	0.3%
314105010202		5	0.3%
315105030209		5	0.3%
317101010205		5	0.3%
317103020201		5	0.3%
317107051210		5	0.3%
318102020202		5	0.3%

File : CSEC3G

Final_EA_code: Enumeration Area Unique identifier

Value	Label	Cases	Percentage
318103020406		5	0.3%
318112010303		5	0.3%
318114020701		5	0.3%
318116050101		5	0.3%
319105080306		5	0.3%
319107020203		5	0.3%
319203030409		5	0.3%
320102020601		5	0.3%
320102040601		5	0.3%
320108080103		5	0.3%
321103040514		5	0.3%
321105050214		5	0.3%
321106010504		5	0.3%
321107061709		5	0.3%
322108020610		5	0.3%
322111041206		5	0.3%
323104030201		5	0.3%
323106040915		5	0.3%
323108030411		5	0.3%
324101011403		5	0.3%
324104010503		5	0.3%
325101020514		5	0.3%
325103060113		5	0.3%
325103060210		5	0.3%
325107010301		5	0.3%
327103030510		5	0.3%
327106020513		5	0.3%
329106020616		5	0.3%
330107010101		5	0.3%
330110010403		5	0.3%
402208050714		5	0.3%
402210030714		5	0.3%
403101020501		5	0.3%
403105050205		5	0.3%
403201020515		5	0.3%
403301030215		5	0.3%
404102030405		5	0.3%
404207040904		5	0.3%
404403030304		5	0.3%
405104020509		5	0.3%
405203030403		5	0.3%
405211011114		5	0.3%
405301040904		5	0.3%

File : CSEC3G

Final_EA_code: Enumeration Area Unique identifier

Value	Label	Cases	Percentage
405302030405		5	0.3%
406108040102		5	0.3%
406201020310		5	0.3%
406210060603		5	0.3%
406212010207		5	0.3%
406303070608		5	0.3%
407106021906		5	0.3%
408102011215		5	0.3%
408112020621		5	0.3%
408113040517		5	0.3%
409101040104		5	0.3%
409203050902		5	0.3%
409301030405		5	0.3%
410101040507		5	0.3%
410201010654		5	0.3%
410201010733		5	0.3%
410303060103		5	0.3%
411203020101		5	0.3%
411302020404		5	0.3%
411402020404		5	0.3%
411403030809		5	0.3%
412103070506		5	0.3%
412201070408		5	0.3%
412203040507		5	0.3%
414116010603		5	0.3%
415105020404		5	0.3%
415106081213		5	0.3%
415110040403		5	0.3%
415114070301		5	0.3%
415115040706		5	0.3%
417102010602		5	0.3%
417103010710		5	0.3%
417107030404		5	0.3%
417109040205		5	0.3%
417201010905		5	0.3%
417202010210		5	0.3%
418104030103		5	0.3%
418201020305		5	0.3%
418202010203		5	0.3%
418209070214		5	0.3%
419204020202		5	0.3%
420107040304		5	0.3%
420108030901		5	0.3%

File : CSEC3G

Final_EA_code: Enumeration Area Unique identifier

Value	Label	Cases	Percentage
422102010506		5	0.3%
422107010808		5	0.3%
423110010602		5	0.3%
424105020201		5	0.3%
426202040101		5	0.3%
427202040214		5	0.3%
428111030515		5	0.3%
432205040203		5	0.3%

Warning: these figures indicate the number of cases found in the data file. They cannot be interpreted as summary statistics of the population of interest.

interview__id: Unique 32-character long identifier of the interview

Information	[Type= discrete] [Format=character] [Missing=*]
Statistics [NW/ W]	[Valid=1535 /-] [Invalid=0 /-]

Value	Label	Cases	Percentage
05a0fe0e9f714c0t		5	0.3%
05f078de3c20400		5	0.3%
07ae8f7297234ae		5	0.3%
0878b9ca320646c		5	0.3%
098b64d5f62d444		5	0.3%
09bfa283100c462		5	0.3%
0aee3535b7234e0		5	0.3%
0b08b47250b441c		5	0.3%
0c7be6801de643e		5	0.3%
0d07cf9a197b4ea		5	0.3%
0d35d167e05a48c		5	0.3%
0e0a6e4e61be4e8		5	0.3%
0f26d7f7b06f4b9		5	0.3%
103ae2d40d654ba		5	0.3%
104d7f9eb5cc429		5	0.3%
1058921f8e3e471		5	0.3%
10e47f214cb7482		5	0.3%
1124288a21f7429		5	0.3%
11324295e37b4bc		5	0.3%
120745e30ae2426		5	0.3%
14b0a6db23fb42a		5	0.3%
14c013df40e448d		5	0.3%
1559b44962074f1		5	0.3%
15d825f70832453		5	0.3%
15daaf897d21429		5	0.3%
165176d72b6e412		5	0.3%
179be7cbf9884e0		5	0.3%
17ad285d62d7495		5	0.3%
18cad48cbad4438		5	0.3%
19e17412e1bb43c		5	0.3%

File : CSEC3G

interview__id: Unique 32-character long identifier of the interview

Value	Label	Cases	Percentage
1a7113db20214df		5	0.3%
1abf78b9247749b		5	0.3%
1b8cc2c21714481		5	0.3%
1d1c39bd455d40e		5	0.3%
1eb5ffb1eeb14468		5	0.3%
1f82d12a97c5472		5	0.3%
1f9751e8115d473		5	0.3%
20b3dc70a2ef47ff		5	0.3%
22079ff2853f489c		5	0.3%
22305ac5a3e1460		5	0.3%
2298e1b9396042c		5	0.3%
23f6bb268b504e5		5	0.3%
24dff56428de471e		5	0.3%
2687e3cb2fe0474		5	0.3%
26be7462ce5e43d		5	0.3%
26eef9075b7349a		5	0.3%
26f0c6653b8b4c1		5	0.3%
293ecee7a80a482		5	0.3%
29cc9b2639524c4		5	0.3%
2b8544e9cb7347f		5	0.3%
2bc65237da7d4f7		5	0.3%
2bea2c4985dd4f4		5	0.3%
2c2b89bb4ed2475		5	0.3%
2c4950efbc4f485c		5	0.3%
2c5000cc7fa54dbb		5	0.3%
2c7dff734efc4ccb		5	0.3%
2c8f787219df44a8		5	0.3%
2d21136097a4458		5	0.3%
2f0258e282264dd		5	0.3%
2f3dadda9c4d49b		5	0.3%
303f41c72565478		5	0.3%
30b9d5e1f9fe43dc		5	0.3%
30fa92d582c34ff8		5	0.3%
312a435313e240e		5	0.3%
31a3f66b5452449		5	0.3%
32bb43e6ccef4255		5	0.3%
333db34cb097445		5	0.3%
34533291de9b4e3		5	0.3%
349edf6fc6cb49dc		5	0.3%
34efbcd896549f7		5	0.3%
362ff1525f0b427c		5	0.3%
369a2e686b0641f		5	0.3%
37c7d386630e44f		5	0.3%

File : CSEC3G

interview__id: Unique 32-character long identifier of the interview

Value	Label	Cases	Percentage
391f45ad2d3548e		5	0.3%
39627200a32c462		5	0.3%
39e38a8716404f4		5	0.3%
3a542ba2ee9a46d		5	0.3%
3ac09195350c451		5	0.3%
3b3c7af2481243f		5	0.3%
3ce08aeb981a41a		5	0.3%
3cf0a1fa46ae4682		5	0.3%
3d61703566614f4		5	0.3%
3f41cdc7f4484a90		5	0.3%
40927a9f8da44e0		5	0.3%
41d507da42f24fa		5	0.3%
44c8e8b546fa4e9		5	0.3%
4582b29c263744c		5	0.3%
45e2495043be477		5	0.3%
468987393fd4448		5	0.3%
46bc8364e56f4e2		5	0.3%
481f3d44d4074b5		5	0.3%
49123f99dd9b486		5	0.3%
4936d20fd0be487		5	0.3%
49d2684cbd464ee		5	0.3%
4af38353df164c5		5	0.3%
4b07af9a7bac483		5	0.3%
4b14fdfdc4154af5		5	0.3%
4dd40973252a4df		5	0.3%
4e6fd738620241a		5	0.3%
50a0e9476f3f494		5	0.3%
51986b54676d4e3		5	0.3%
527a88628b1c424		5	0.3%
5300060198c04c3		5	0.3%
53fa8063d7db498		5	0.3%
54d04063673a4a7		5	0.3%
559f5482d2fa4c7		5	0.3%
55b84b9565e6420		5	0.3%
56225232b30346		5	0.3%
57061e3264f8499		5	0.3%
58cf916082f84b1		5	0.3%
58d95fc30734424		5	0.3%
59accfcd4d542a2		5	0.3%
5a30e64718014fc		5	0.3%
5b2bb8ba8da5434		5	0.3%
5b3c6ba74736462		5	0.3%
5c104965b505425		5	0.3%

File : CSEC3G

interview__id: Unique 32-character long identifier of the interview

Value	Label	Cases	Percentage
5c166c1642f340b		5	0.3%
5ed8795ec990433		5	0.3%
5f625ed846014f1		5	0.3%
5f9671150b6c4d8		5	0.3%
5f9c80627104486		5	0.3%
5fd0f31f330a49a7		5	0.3%
608bfd2bd5f8412		5	0.3%
61dc08d3c51a46b		5	0.3%
61e4b68c15e0457		5	0.3%
62af21468f5b4edl		5	0.3%
62f01c4bc6cf48c7		5	0.3%
63ef3bf75fef4be6		5	0.3%
645e8f52e0284da		5	0.3%
652892d80eef4dc		5	0.3%
6576b15a95a0431		5	0.3%
6596c2921b4f49f		5	0.3%
65e342045671412		5	0.3%
663e019dae8f42e		5	0.3%
664e98a3af9c465		5	0.3%
67ac1b9b59384c0		5	0.3%
67d77e0fbf754e2		5	0.3%
68984e8f107b4fc1		5	0.3%
68b87f690c5e4d4		5	0.3%
69fdbce170a3499		5	0.3%
6aac54099d5446c		5	0.3%
6be18dc7379a4d8		5	0.3%
6cb2e1bf1182402		5	0.3%
6d561d7e1bb34b0		5	0.3%
6d6546ea45a24cc		5	0.3%
6e7a08685b68404		5	0.3%
6ec8cecb648e4b6		5	0.3%
6fb3d5bdc87496		5	0.3%
712dd05dfdf54bc		5	0.3%
73b6584e55df47e		5	0.3%
73edb914e5ec4a6		5	0.3%
74879a94288749c		5	0.3%
75df2b5c7d6b492		5	0.3%
76a347dba3c945d		5	0.3%
77b63a2a3a5846c		5	0.3%
78b1f1144ce740d		5	0.3%
7934cfadf18a4020		5	0.3%
7a92a755edec4d6		5	0.3%
7af284e10f40460		5	0.3%

File : CSEC3G

interview__id: Unique 32-character long identifier of the interview

Value	Label	Cases	Percentage
7b71511069ca41c		5	0.3%
7b91ac7196d446f		5	0.3%
7ceaac984dc4433		5	0.3%
7f25311583624b7		5	0.3%
80c5e48699bc48b		5	0.3%
81def38cfed24edc		5	0.3%
81f2300746cc4b0		5	0.3%
824efbe20846431		5	0.3%
825a4d9c10674fb		5	0.3%
82e2ee46332f4f5c		5	0.3%
865a0a2dd0d442a		5	0.3%
87d1a29404f2409		5	0.3%
8b2193d437e6485		5	0.3%
8c60b24c5d69455		5	0.3%
8da56015c708420		5	0.3%
8ed0e75643204d2		5	0.3%
8f69cfcd9bea4a2a		5	0.3%
909b86e277fe480		5	0.3%
91e89e7118c041f		5	0.3%
92722375ee7a482		5	0.3%
93268921598f4e9		5	0.3%
942d21651db145e		5	0.3%
94a28a335ad8409		5	0.3%
94ae3c15a2df4270		5	0.3%
94d6a92de2aa418		5	0.3%
94e8fb8cab7846d		5	0.3%
977cf8b59c214cd		5	0.3%
9836e079cdd949e		5	0.3%
987cf3a3f3f04a53		5	0.3%
989fa310b635456		5	0.3%
98c92ebc81274b4		5	0.3%
98ff8b8f6835485f		5	0.3%
991ea35afb8c4a5b		5	0.3%
9ae38f33171f4fb8		5	0.3%
9b29a92d6753467		5	0.3%
9c42c15316c0441		5	0.3%
9c877a6abcc44e2		5	0.3%
9ecbe56df9f249d5		5	0.3%
9ef24898f0e04e6f		5	0.3%
a03a17e845b8444		5	0.3%
a0525377534b48f		5	0.3%
a221543631f5448		5	0.3%
a29bda3a56964ba		5	0.3%

File : CSEC3G

interview__id: Unique 32-character long identifier of the interview

Value	Label	Cases	Percentage
a3908ba3b92f4fe1		5	0.3%
a4729f20438e493		5	0.3%
a5e08a9b2416439		5	0.3%
a93651e6ad8d4de		5	0.3%
a9b092b3952f4ec		5	0.3%
aeefbdde40724ba		5	0.3%
b00970f7c1fd483		5	0.3%
b0b5ef4a81ee422		5	0.3%
b0cd107e76604c5		5	0.3%
b105a36a56b84f6		5	0.3%
b136b27d911942		5	0.3%
b137ae14a69249f		5	0.3%
b2e36352f5d9409		5	0.3%
b330812745fa4e7		5	0.3%
b341d8d4669945		5	0.3%
b4251f797f5f478		5	0.3%
b562c88957c5417		5	0.3%
b59699570a7a45a		5	0.3%
b60db776f7044c0		5	0.3%
b6beade8c2fb4ba		5	0.3%
b6c120c8e36f4d4		5	0.3%
b71b6b7c544e41f		5	0.3%
b92db033a86e4ab		5	0.3%
bad2132fae8a424		5	0.3%
bb6db2bb7e894ee		5	0.3%
bb91dac00ca941a		5	0.3%
bbb3f63e02a24e3		5	0.3%
bbd5aebfc1a54cfe		5	0.3%
bcc6e03bb2a5433		5	0.3%
bcf4623a365e435		5	0.3%
bfade52afbbe499		5	0.3%
bfc868c5c591428		5	0.3%
c015bae305344f9		5	0.3%
c14a86da4ace406		5	0.3%
c1a22955cf934b9		5	0.3%
c208d41946924e2		5	0.3%
c2a083238ac94fc		5	0.3%
c3356144806643		5	0.3%
c40d2554992447		5	0.3%
c5a985e708a7459		5	0.3%
c7bcab112852484		5	0.3%
c997c4379310457		5	0.3%
c9f3e3b01148416		5	0.3%

File : CSEC3G

interview__id: Unique 32-character long identifier of the interview

Value	Label	Cases	Percentage
ca4736d2f7a74a89		5	0.3%
caa6f80f888744d0		5	0.3%
cbe3a418c67c437		5	0.3%
cc8047dc8a484aa		5	0.3%
cd1474d77fac421		5	0.3%
ce05dd69d60e43e		5	0.3%
ce31748c847d40a		5	0.3%
cedfce2c57e641d1		5	0.3%
d091d72bf34743f		5	0.3%
d4b645c8dabe4a1		5	0.3%
d4e9ef0dc2b74bf2		5	0.3%
d56d66a6c7584c2		5	0.3%
d63a27ac1a6d4af8		5	0.3%
d63ba4eb8a1c4a0		5	0.3%
d6aa486f005240b		5	0.3%
d7b1236aabb94f6		5	0.3%
d7df893335d04af		5	0.3%
d84f5f9e3a694d3c		5	0.3%
d8e480e0083545f		5	0.3%
d983e831143f41a		5	0.3%
da5e5ab5a00e480		5	0.3%
da7a73e6a465427		5	0.3%
db979bdcd2e148f		5	0.3%
dc1776a9a0e14f4		5	0.3%
dda5335ce205431		5	0.3%
df04ee2c0e3a4107		5	0.3%
dfbc222d6117426		5	0.3%
e106494d0ae84f2		5	0.3%
e23a30e088d1453		5	0.3%
e24222c61b9f456		5	0.3%
e282714b05cb42t		5	0.3%
e3166e34b04d473		5	0.3%
e4d52a1c0a1148d		5	0.3%
e4ddc650064a4c0		5	0.3%
e614b8ae67d44c8		5	0.3%
e61b5559a1b4404		5	0.3%
e6d0819875ec42e		5	0.3%
e77d4f6292d2475		5	0.3%
e86a2ea031ca4f9c		5	0.3%
e8b86f9566254e7		5	0.3%
e90883e23667495		5	0.3%
e9acfec9f50e43a8		5	0.3%
e9e027640d2a450		5	0.3%

File : CSEC3G

interview__id: Unique 32-character long identifier of the interview

Value	Label	Cases	Percentage
e9ee6e0d15b54db		5	0.3%
eb8f3695097d4ec		5	0.3%
ebb0b322a786451		5	0.3%
ed628650c92d451		5	0.3%
ee245be814ce483		5	0.3%
ef0a2c1050d9446		5	0.3%
f11ff6935d374a37		5	0.3%
f2753e0a1ee1407		5	0.3%
f310f9362b1e429		5	0.3%
f4f37a3e35c44dc4		5	0.3%
f7c8666f68b2434		5	0.3%
fa6d43e574104db		5	0.3%
fad0449bb4f0427		5	0.3%
fbdb75a9b0ab4f6		5	0.3%
fc8c4458e87f4d78		5	0.3%
fd96d6f934ab457		5	0.3%
fe36e5eff69c4cb2		5	0.3%
ff38ebd77e0b421		5	0.3%
ffc83c8361694f8c		5	0.3%

Warning: these figures indicate the number of cases found in the data file. They cannot be interpreted as summary statistics of the population of interest.

SchoolMeeting_id: Type of Meeting (roster)

Information	[Type= discrete] [Format=numeric] [Range= 1-5] [Missing=*]
Statistics [NW/ W]	[Valid=1535 /-] [Invalid=0 /-]

Value	Label	Cases	Percentage
1	Staff meeting	307	20.0%
2	PTA	307	20.0%
3	School Management Committees	307	20.0%
4	One-to-one: Parent-Class teacher	307	20.0%
5	Student leader-staff meetings	307	20.0%

Warning: these figures indicate the number of cases found in the data file. They cannot be interpreted as summary statistics of the population of interest.

s3q38: Does the school hold [MEETING]?

Information	[Type= discrete] [Format=numeric] [Range= 1-2] [Missing=*]
Statistics [NW/ W]	[Valid=1229 /-] [Invalid=306 /-]

Value	Label	Cases	Percentage
1	Yes	982	79.9%
2	No	247	20.1%
Sysmiss		306	

Warning: these figures indicate the number of cases found in the data file. They cannot be interpreted as summary statistics of the population of interest.

s3q39a: 39a. Which month was the last meeting held?

Information	[Type= discrete] [Format=numeric] [Range= 1-12] [Missing=*]
Statistics [NW/ W]	[Valid=982 /-] [Invalid=553 /-]

File : CSEC3G

s3q39a: 39a. Which month was the last meeting held?

Value	Label	Cases	Percentage
1	January	9	0.9%
2	February	117	11.9%
3	March	130	13.2%
4	April	98	10.0%
5	May	108	11.0%
6	June	167	17.0%
7	July	120	12.2%
8	August	58	5.9%
9	September	45	4.6%
10	October	52	5.3%
11	November	58	5.9%
12	December	20	2.0%
Sysmiss		553	

Warning: these figures indicate the number of cases found in the data file. They cannot be interpreted as summary statistics of the population of interest.

s3q39b: 39b. Which year was the last meeting held?

Information	[Type= continuous] [Format=numeric] [Range= 209-2819] [Missing=*]
Statistics [NW/ W]	[Valid=982 /-] [Invalid=553 /-] [Mean=2018.017 /-] [StdDev=63.241 /-]

s3q40: 40. Were minutes kept from this meeting?

Information	[Type= discrete] [Format=numeric] [Range= 1-2] [Missing=*]
Statistics [NW/ W]	[Valid=722 /-] [Invalid=813 /-]

Value	Label	Cases	Percentage
1	Yes	718	99.4%
2	No	4	0.6%
Sysmiss		813	

Warning: these figures indicate the number of cases found in the data file. They cannot be interpreted as summary statistics of the population of interest.

s3q41: 41. How often are %rosteritle% held?

Information	[Type= discrete] [Format=numeric] [Range= 1-96] [Missing=*]
Statistics [NW/ W]	[Valid=982 /-] [Invalid=553 /-]

Value	Label	Cases	Percentage
1	Weekly	21	2.1%
2	Monthly	157	16.0%
3	Once a term	468	47.7%
4	Half Yearly	28	2.9%
5	Yearly	78	7.9%
6	Ad hoc	73	7.4%
96	Other	157	16.0%
Sysmiss		553	

Warning: these figures indicate the number of cases found in the data file. They cannot be interpreted as summary statistics of the population of interest.

File : CSEC3H

Final_EA_code: Enumeration Area Unique identifier

Information [Type= discrete] [Format=character] [Missing=*]

Statistics [NW/ W] [Valid=876 /-] [Invalid=0 /-]

Value	Label	Cases	Percentage
101204020501		3	0.3%
102101080210		3	0.3%
102102050406		3	0.3%
102102060108		3	0.3%
102102080506		3	0.3%
102103010916		3	0.3%
102103041252		3	0.3%
102103050439		3	0.3%
102103060631		3	0.3%
102103080303		3	0.3%
102103120844		3	0.3%
102104010236		3	0.3%
102104020313		3	0.3%
102104081332		3	0.3%
102104190357		3	0.3%
102105010613		3	0.3%
102105030701		3	0.3%
102105040650		3	0.3%
102105100433		3	0.3%
102105130528		3	0.3%
102105150507		3	0.3%
103105050501		3	0.3%
103107020109		3	0.3%
104102040606		3	0.3%
104104030820		3	0.3%
104105040311		3	0.3%
104208040401		3	0.3%
105105020108		3	0.3%
106101010605		3	0.3%
106101090206		3	0.3%
106106060103		3	0.3%
107202060102		3	0.3%
107302030503		3	0.3%
107305070203		3	0.3%
107402030203		3	0.3%
107403060301		3	0.3%
108106030909		3	0.3%
108301010115		3	0.3%
108301050512		3	0.3%
110203060109		3	0.3%
110204010703		3	0.3%

File : CSEC3H

Final_EA_code: Enumeration Area Unique identifier

Value	Label	Cases	Percentage
110206030911		3	0.3%
110207040309		3	0.3%
110305010603		3	0.3%
110306010205		3	0.3%
111102010811		3	0.3%
111202040320		3	0.3%
111202061528		3	0.3%
112102030202		3	0.3%
112104021001		3	0.3%
112204030107		3	0.3%
113105040201		3	0.3%
113105050532		3	0.3%
113111020505		3	0.3%
113113020418		3	0.3%
113113060242		3	0.3%
113301010130		3	0.3%
113301050411		3	0.3%
113406060107		3	0.3%
113604010110		3	0.3%
115103020402		3	0.3%
115104030401		3	0.3%
115202070303		3	0.3%
115206030602		3	0.3%
115303040507		3	0.3%
115303050716		3	0.3%
116102050101		3	0.3%
117106050206		3	0.3%
117201050401		3	0.3%
117202080201		3	0.3%
117301041137		3	0.3%
117302030901		3	0.3%
117302060527		3	0.3%
118101041020		3	0.3%
119104030404		3	0.3%
120106010101		3	0.3%
122102060404		3	0.3%
122105020311		3	0.3%
122106021812		3	0.3%
123110030105		3	0.3%
124101050211		3	0.3%
124101050312		3	0.3%
124103021620		3	0.3%
124104040103		3	0.3%

File : CSEC3H

Final_EA_code: Enumeration Area Unique identifier

Value	Label	Cases	Percentage
124107010620		3	0.3%
124108021108		3	0.3%
125105010702		3	0.3%
201203010310		3	0.3%
201210090210		3	0.3%
202205030602		3	0.3%
203202030310		3	0.3%
203202040303		3	0.3%
203301010111		3	0.3%
204101030213		3	0.3%
204102040514		3	0.3%
204203010514		3	0.3%
204301010302		3	0.3%
204301020206		3	0.3%
204301030308		3	0.3%
204302051318		3	0.3%
205107030213		3	0.3%
207104010604		3	0.3%
208102140202		3	0.3%
208107130101		3	0.3%
208202080102		3	0.3%
209201010506		3	0.3%
210306040101		3	0.3%
210306040102		3	0.3%
211105030205		3	0.3%
211106070404		3	0.3%
211107030208		3	0.3%
212104030611		3	0.3%
212105040709		3	0.3%
212202010105		3	0.3%
212305020404		3	0.3%
214101040303		3	0.3%
214101060404		3	0.3%
214102020611		3	0.3%
214114030515		3	0.3%
215109020818		3	0.3%
215115020203		3	0.3%
215120020808		3	0.3%
216202030604		3	0.3%
218103021305		3	0.3%
218115040101		3	0.3%
219103120104		3	0.3%
219103170202		3	0.3%

File : CSEC3H

Final_EA_code: Enumeration Area Unique identifier

Value	Label	Cases	Percentage
221109020302		3	0.3%
221109050505		3	0.3%
222111021102		3	0.3%
223108100606		3	0.3%
223120020410		3	0.3%
223121010401		3	0.3%
223121030202		3	0.3%
223126011515		3	0.3%
223128010204		3	0.3%
223135040509		3	0.3%
224105051111		3	0.3%
225103041522		3	0.3%
225114032604		3	0.3%
226101010214		3	0.3%
226102050810		3	0.3%
226104040305		3	0.3%
226105051005		3	0.3%
228102030405		3	0.3%
229104021009		3	0.3%
230105010304		3	0.3%
230105040506		3	0.3%
230109050511		3	0.3%
232101040606		3	0.3%
232203040502		3	0.3%
302101021503		3	0.3%
302201050803		3	0.3%
302204050508		3	0.3%
302205050202		3	0.3%
302303070505		3	0.3%
303201020510		3	0.3%
303202060606		3	0.3%
303204050605		3	0.3%
303402040806		3	0.3%
303404010207		3	0.3%
303404030404		3	0.3%
303405071314		3	0.3%
303503041111		3	0.3%
303504020504		3	0.3%
304102010107		3	0.3%
304204020110		3	0.3%
304301040405		3	0.3%
306201010103		3	0.3%
306203010305		3	0.3%

File : CSEC3H

Final_EA_code: Enumeration Area Unique identifier

Value	Label	Cases	Percentage
306204010301		3	0.3%
306204020605		3	0.3%
307108020605		3	0.3%
307108030304		3	0.3%
307108030908		3	0.3%
307202030201		3	0.3%
308102060619		3	0.3%
309103050101		3	0.3%
309104050403		3	0.3%
309204060609		3	0.3%
310102021618		3	0.3%
310202030204		3	0.3%
310306030909		3	0.3%
310306040802		3	0.3%
311102010107		3	0.3%
311103020202		3	0.3%
311105051111		3	0.3%
311202010102		3	0.3%
312105020216		3	0.3%
313102050501		3	0.3%
313104010108		3	0.3%
314101030304		3	0.3%
314103040301		3	0.3%
314105010202		3	0.3%
315105030209		3	0.3%
317101010205		3	0.3%
317103020201		3	0.3%
317107051210		3	0.3%
318102020202		3	0.3%
318103020406		3	0.3%
318112010303		3	0.3%
318114020701		3	0.3%
318116050101		3	0.3%
319105080306		3	0.3%
319107020203		3	0.3%
319203030409		3	0.3%
320102040601		3	0.3%
320108080103		3	0.3%
321103040514		3	0.3%
321105050214		3	0.3%
321106010504		3	0.3%
321107061709		3	0.3%
322108020610		3	0.3%

File : CSEC3H

Final_EA_code: Enumeration Area Unique identifier

Value	Label	Cases	Percentage
322111041206		3	0.3%
323104030201		3	0.3%
323106040915		3	0.3%
323108030411		3	0.3%
324101011403		3	0.3%
324104010503		3	0.3%
325101020514		3	0.3%
325103060113		3	0.3%
325103060210		3	0.3%
325107010301		3	0.3%
327103030510		3	0.3%
327106020513		3	0.3%
329106020616		3	0.3%
330107010101		3	0.3%
330110010403		3	0.3%
402208050714		3	0.3%
402210030714		3	0.3%
403101020501		3	0.3%
403105050205		3	0.3%
403201020515		3	0.3%
403301030215		3	0.3%
404102030405		3	0.3%
404207040904		3	0.3%
404403030304		3	0.3%
405104020509		3	0.3%
405203030403		3	0.3%
405211011114		3	0.3%
405301040904		3	0.3%
405302030405		3	0.3%
406108040102		3	0.3%
406201020310		3	0.3%
406210060603		3	0.3%
406212010207		3	0.3%
406303070608		3	0.3%
407106021906		3	0.3%
408102011215		3	0.3%
408112020621		3	0.3%
408113040517		3	0.3%
409101040104		3	0.3%
409203050902		3	0.3%
409301030405		3	0.3%
410101040507		3	0.3%
410201010654		3	0.3%

File : CSEC3H

Final_EA_code: Enumeration Area Unique identifier

Value	Label	Cases	Percentage
410201010733		3	0.3%
410303060103		3	0.3%
411203020101		3	0.3%
411302020404		3	0.3%
411402020404		3	0.3%
411403030809		3	0.3%
412103070506		3	0.3%
412201070408		3	0.3%
412203040507		3	0.3%
414116010603		3	0.3%
415105020404		3	0.3%
415106081213		3	0.3%
415110040403		3	0.3%
415114070301		3	0.3%
415115040706		3	0.3%
417102010602		3	0.3%
417103010710		3	0.3%
417107030404		3	0.3%
417109040205		3	0.3%
417201010905		3	0.3%
417202010210		3	0.3%
418104030103		3	0.3%
418201020305		3	0.3%
418202010203		3	0.3%
418209070214		3	0.3%
419204020202		3	0.3%
420107040304		3	0.3%
420108030901		3	0.3%
422102010506		3	0.3%
422107010808		3	0.3%
423110010602		3	0.3%
424105020201		3	0.3%
426202040101		3	0.3%
427202040214		3	0.3%
428111030515		3	0.3%
432205040203		3	0.3%

Warning: these figures indicate the number of cases found in the data file. They cannot be interpreted as summary statistics of the population of interest.

interview__id: Unique 32-character long identifier of the interview

Information	[Type= discrete] [Format=character] [Missing=*]		
Statistics [NW/ W]	[Valid=876 /-] [Invalid=0 /-]		
Value	Label	Cases	Percentage
05a0fe0e9f714c0t		3	0.3%
05f078de3c20400		3	0.3%

File : CSEC3H

interview__id: Unique 32-character long identifier of the interview

Value	Label	Cases	Percentage
07ae8f7297234ae		3	0.3%
0878b9ca320646c		3	0.3%
09bfa283100c462		3	0.3%
0aee3535b7234e0		3	0.3%
0b08b47250b441e		3	0.3%
0c7be6801de643e		3	0.3%
0d07cf9a197b4ea		3	0.3%
0d35d167e05a48c		3	0.3%
0e0a6e4e61be4e8		3	0.3%
103ae2d40d654ba		3	0.3%
104d7f9eb5cc429		3	0.3%
1058921f8e3e471		3	0.3%
10e47f214cb7482		3	0.3%
1124288a21f7429		3	0.3%
11324295e37b4bc		3	0.3%
14b0a6db23fb42a		3	0.3%
14c013df40e448d		3	0.3%
1559b44962074f1		3	0.3%
15d825f70832453		3	0.3%
15daaf897d21429		3	0.3%
165176d72b6e412		3	0.3%
179be7cbf9884e0		3	0.3%
17ad285d62d7495		3	0.3%
18cad48cbad4438		3	0.3%
19e17412e1bb43e		3	0.3%
1a7113db20214df		3	0.3%
1abf78b9247749b		3	0.3%
1b8cc2c21714481		3	0.3%
1d1c39bd455d40e		3	0.3%
1eb5ffb1eeb14468		3	0.3%
1f82d12a97c5472		3	0.3%
1f9751e8115d473		3	0.3%
20b3dc70a2ef47fi		3	0.3%
22079ff2853f489c		3	0.3%
22305ac5a3e1460		3	0.3%
2298e1b9396042c		3	0.3%
23f6bb268b504e5		3	0.3%
24dff56428de471e		3	0.3%
2687e3cb2fe0474		3	0.3%
26be7462ce5e43d		3	0.3%
26eef9075b7349a		3	0.3%
26f0c6653b8b4c1		3	0.3%
293ecee7a80a482		3	0.3%

File : CSEC3H

interview__id: Unique 32-character long identifier of the interview

Value	Label	Cases	Percentage
29cc9b2639524c4		3	0.3%
2b8544e9cb7347t		3	0.3%
2bc65237da7d4f7		3	0.3%
2bea2c4985dd4f4		3	0.3%
2c4950efbc4f485c		3	0.3%
2c5000cc7fa54dbi		3	0.3%
2c7dff734efc4ccb		3	0.3%
2c8f787219df44ac		3	0.3%
2d21136097a4458		3	0.3%
2f0258e282264dd		3	0.3%
2f3dadda9c4d49b		3	0.3%
303f41c72565478		3	0.3%
30b9d5e1f9fe43dc		3	0.3%
30fa92d582c34fft		3	0.3%
312a435313e2406		3	0.3%
31a3f66b5452449		3	0.3%
32bb43e6cceef425		3	0.3%
34533291de9b4e3		3	0.3%
349edf6fc6cb49dc		3	0.3%
34efbcdff896549f7		3	0.3%
362ff1525f0b427c		3	0.3%
369a2e686b0641f		3	0.3%
37c7d386630e44f		3	0.3%
391f45ad2d3548e		3	0.3%
39627200a32c462		3	0.3%
39e38a8716404f4		3	0.3%
3a542ba2ee9a46d		3	0.3%
3ac09195350c451		3	0.3%
3b3c7af2481243f		3	0.3%
3ce08aeb981a41a		3	0.3%
3cf0a1fa46ae4682		3	0.3%
3d61703566614f4		3	0.3%
3f41cdc7f4484a90		3	0.3%
40927a9f8da44e0		3	0.3%
41d507da42f24fa		3	0.3%
44c8e8b546fa4e9		3	0.3%
4582b29c263744c		3	0.3%
45e2495043be477		3	0.3%
468987393fd4448		3	0.3%
46bc8364e56f4e2		3	0.3%
481f3d44d4074b5		3	0.3%
49123f99dd9b48c		3	0.3%
4936d20fd0be487		3	0.3%

File : CSEC3H

interview__id: Unique 32-character long identifier of the interview

Value	Label	Cases	Percentage
49d2684cbd464ee		3	0.3%
4af38353df164c5f		3	0.3%
4b14fdfdc4154af5		3	0.3%
4dd40973252a4df		3	0.3%
4e6fd738620241a		3	0.3%
50a0e9476f3f4947		3	0.3%
51986b54676d4e3		3	0.3%
527a88628b1c424		3	0.3%
5300060198c04c3		3	0.3%
53fa8063d7db498		3	0.3%
54d04063673a4a7		3	0.3%
559f5482d2fa4c7f		3	0.3%
55b84b9565e642f		3	0.3%
57061e3264f8499		3	0.3%
58cf916082f84b1f		3	0.3%
58d95fc30734424		3	0.3%
5b2bb8ba8da5434		3	0.3%
5b3c6ba74736462		3	0.3%
5c104965b505425		3	0.3%
5c166c1642f340b		3	0.3%
5f625ed846014f17		3	0.3%
5f9671150b6c4d8		3	0.3%
5f9c80627104486		3	0.3%
5fd0f31f330a49a7		3	0.3%
608bfd2bd5f8412		3	0.3%
61dc08d3c51a46b		3	0.3%
61e4b68c15e0457		3	0.3%
62af21468f5b4edf		3	0.3%
62f01c4bc6cf48c7		3	0.3%
63ef3bf75fef4be6		3	0.3%
645e8f52e0284da		3	0.3%
652892d80eef4dc		3	0.3%
6576b15a95a0431		3	0.3%
6596c2921b4f49f		3	0.3%
65e342045671412		3	0.3%
663e019dae8f42e		3	0.3%
664e98a3af9c4657		3	0.3%
67ac1b9b59384c0		3	0.3%
67d77e0fbf754e2f		3	0.3%
68984e8f107b4fcd		3	0.3%
68b87f690c5e4d4		3	0.3%
69fdbce170a3499		3	0.3%
6aac54099d5446c		3	0.3%

File : CSEC3H

interview__id: Unique 32-character long identifier of the interview

Value	Label	Cases	Percentage
6be18dc7379a4d8		3	0.3%
6cb2e1bf1182402		3	0.3%
6d561d7e1bb34bc		3	0.3%
6d6546ea45a24cc		3	0.3%
6e7a08685b68404		3	0.3%
6ec8cecb648e4b6		3	0.3%
6fb3d5bdc87496		3	0.3%
712dd05dfdf54bc		3	0.3%
73b6584e55df47e		3	0.3%
73edb914e5ec4a6		3	0.3%
74879a94288749e		3	0.3%
75df2b5c7d6b492		3	0.3%
76a347dba3c945d		3	0.3%
77b63a2a3a58466		3	0.3%
78b1f1144ce740d		3	0.3%
7934cfadf18a402f		3	0.3%
7a92a755edec4d6		3	0.3%
7af284e10f40460f		3	0.3%
7b71511069ca41c		3	0.3%
7b91ac7196d446f		3	0.3%
7ceaac984dc4433		3	0.3%
7f25311583624b7		3	0.3%
80c5e48699bc48b		3	0.3%
81def38cfed24edc		3	0.3%
81f2300746cc4b0		3	0.3%
824efbe20846431		3	0.3%
825a4d9c10674fb		3	0.3%
82e2ee46332f4f5c		3	0.3%
865a0a2dd0d442a		3	0.3%
87d1a29404f2409		3	0.3%
8b2193d437e6485		3	0.3%
8c60b24c5d69455		3	0.3%
8da56015c708420		3	0.3%
8ed0e75643204d2		3	0.3%
8f69cfcd9bea4a2a		3	0.3%
909b86e277fe480		3	0.3%
91e89e7118c041f		3	0.3%
92722375ee7a482		3	0.3%
93268921598f4e9		3	0.3%
942d21651db1454		3	0.3%
94a28a335ad8409		3	0.3%
94ae3c15a2df427f		3	0.3%
94d6a92de2aa418		3	0.3%

File : CSEC3H

interview__id: Unique 32-character long identifier of the interview

Value	Label	Cases	Percentage
94e8fb8cab7846d		3	0.3%
977cf8b59c214cd		3	0.3%
9836e079cdd949e		3	0.3%
987cf3a3f3f04a53		3	0.3%
989fa310b635456		3	0.3%
98c92ebc81274b4		3	0.3%
98ff8b8f6835485		3	0.3%
991ea35afb8c4a5		3	0.3%
9ae38f33171f4fb8		3	0.3%
9b29a92d6753467		3	0.3%
9c42c15316c0441		3	0.3%
9c877a6abcc44e2		3	0.3%
9ecbe56df9f249d		3	0.3%
9ef24898f0e04e6f		3	0.3%
a0525377534b48f		3	0.3%
a221543631f5448		3	0.3%
a29bda3a56964ba		3	0.3%
a3908ba3b92f4fel		3	0.3%
a5e08a9b2416439		3	0.3%
a93651e6ad8d4de		3	0.3%
a9b092b3952f4ec		3	0.3%
aeefbdde40724ba		3	0.3%
b00970f7c1fd483		3	0.3%
b0b5ef4a81ee422		3	0.3%
b0cd107e76604c5		3	0.3%
b105a36a56b84f6		3	0.3%
b136b27d911942		3	0.3%
b137ae14a69249f		3	0.3%
b2e36352f5d9409		3	0.3%
b330812745fa4e7		3	0.3%
b341d8d4669945		3	0.3%
b4251f797f5f478		3	0.3%
b562c88957c5417		3	0.3%
b59699570a7a45a		3	0.3%
b60db776f7044c0		3	0.3%
b6beade8c2fb4ba		3	0.3%
b6c120c8e36f4d4		3	0.3%
b71b6b7c544e41f		3	0.3%
b92db033a86e4ab		3	0.3%
bad2132fae8a424		3	0.3%
bb6db2bb7e894ee		3	0.3%
bb91dac00ca941a		3	0.3%
bbb3f63e02a24e3		3	0.3%

File : CSEC3H

interview__id: Unique 32-character long identifier of the interview

Value	Label	Cases	Percentage
bbd5aebfc1a54cff		3	0.3%
bcc6e03bb2a5433		3	0.3%
bcf4623a365e435		3	0.3%
bfade52afbbe4995		3	0.3%
bfc868c5c591428		3	0.3%
c015bae305344f9		3	0.3%
c14a86da4ace406		3	0.3%
c1a22955cf934b9		3	0.3%
c208d41946924e2		3	0.3%
c2a083238ac94fc1		3	0.3%
c33561448066434		3	0.3%
c40d2554992447e		3	0.3%
c5a985e708a7459		3	0.3%
c7bcab112852484		3	0.3%
c997c4379310457		3	0.3%
c9f3e3b01148416		3	0.3%
ca4736d2f7a74a89		3	0.3%
caa6f80f888744d0		3	0.3%
cbe3a418c67c437		3	0.3%
cc8047dc8a484aa		3	0.3%
cd1474d77fac421		3	0.3%
ce05dd69d60e43e		3	0.3%
ce31748c847d40a		3	0.3%
cedfce2c57e641d1		3	0.3%
d091d72bf34743f		3	0.3%
d4e9ef0dc2b74bf2		3	0.3%
d63a27ac1a6d4af2		3	0.3%
d63ba4eb8a1c4a0		3	0.3%
d6aa486f005240b		3	0.3%
d7b1236aabb94f6		3	0.3%
d7df893335d04af		3	0.3%
d84f5f9e3a694d3c		3	0.3%
d8e480e0083545f		3	0.3%
d983e831143f41a		3	0.3%
da5e5ab5a00e480		3	0.3%
da7a73e6a465427		3	0.3%
db979bdcd2e148f		3	0.3%
dc1776a9a0e14f4		3	0.3%
dda5335ce205431		3	0.3%
df04ee2c0e3a4107		3	0.3%
dfbc222d6117426		3	0.3%
e106494d0ae84f2		3	0.3%
e23a30e088d1453		3	0.3%

File : CSEC3H

interview__id: Unique 32-character long identifier of the interview

Value	Label	Cases	Percentage
e24222c61b9f456		3	0.3%
e282714b05cb42t		3	0.3%
e3166e34b04d47?		3	0.3%
e4d52a1c0a1148d		3	0.3%
e4ddc650064a4c0		3	0.3%
e614b8ae67d44c8		3	0.3%
e61b5559a1b4404		3	0.3%
e6d0819875ec42e		3	0.3%
e77d4f6292d2475		3	0.3%
e86a2ea031ca4f9c		3	0.3%
e8b86f9566254e7		3	0.3%
e9acfec9f50e43a8		3	0.3%
e9e027640d2a450		3	0.3%
e9ee6e0d15b54db		3	0.3%
eb8f3695097d4ec		3	0.3%
ebb0b322a786451		3	0.3%
ed628650c92d451		3	0.3%
ee245be814ce483		3	0.3%
ef0a2c1050d9446		3	0.3%
f11ff6935d374a3?		3	0.3%
f2753e0a1ee1407?		3	0.3%
f310f9362b1e429?		3	0.3%
f4f37a3e35c44dc?		3	0.3%
f7c8666f68b2434?		3	0.3%
fa6d43e574104db		3	0.3%
fad0449bb4f0427?		3	0.3%
fbdb75a9b0ab4f6?		3	0.3%
fc8c4458e87f4d7?		3	0.3%
fd96d6f934ab457?		3	0.3%
fe36e5eff69c4cb2		3	0.3%
ff38ebd77e0b421?		3	0.3%
ffc83c8361694f80		3	0.3%

Warning: these figures indicate the number of cases found in the data file. They cannot be interpreted as summary statistics of the population of interest.

Position_id: Id in s3r7

Information		[Type= discrete] [Format=numeric] [Range= 0-2] [Missing=*]		
Statistics [NW/ W]		[Valid=876 /-] [Invalid=0 /-]		
Value	Label	Cases	Percentage	
0	Grade V and above	292		33.3%
1	Grade III	292		33.3%
2	Untrained / unlicensed	292		33.3%

Warning: these figures indicate the number of cases found in the data file. They cannot be interpreted as summary statistics of the population of interest.

File : CSEC3H

s3q43a: 43a. How many additional teachers are required in this school to meet the govern

Information [Type= continuous] [Format=numeric] [Range= 0-27] [Missing=*]

Statistics [NW/ W] [Valid=738 /-] [Invalid=138 /-] [Mean=4.583 /-] [StdDev=4.706 /-]

s3q43b: 43b. How many additional teachers are required in this school to meet the govern

Information [Type= discrete] [Format=numeric] [Range= 0-19] [Missing=*]

Statistics [NW/ W] [Valid=738 /-] [Invalid=138 /-] [Mean=1.252 /-] [StdDev=2.453 /-]

Value	Label	Cases	Percentage
0		515	69.8%
1		33	4.5%
2		46	6.2%
3		31	4.2%
4		26	3.5%
5		29	3.9%
6		19	2.6%
7		12	1.6%
8		14	1.9%
9		6	0.8%
10		2	0.3%
11		1	0.1%
14		2	0.3%
15		1	0.1%
19		1	0.1%
Sysmiss		138	

Warning: these figures indicate the number of cases found in the data file. They cannot be interpreted as summary statistics of the population of interest.

File : CSEC3I

Final_EA_code: Enumeration Area Unique identifier

Information [Type= discrete] [Format=character] [Missing=*]

Statistics [NW/ W] [Valid=1535 /-] [Invalid=0 /-]

Value	Label	Cases	Percentage
101204020501		5	0.3%
102101040201		5	0.3%
102101080210		5	0.3%
102102020513		5	0.3%
102102050406		5	0.3%
102102060108		5	0.3%
102102080506		5	0.3%
102103010916		5	0.3%
102103041252		5	0.3%
102103050203		5	0.3%
102103050439		5	0.3%
102103060631		5	0.3%
102103080303		5	0.3%
102103120844		5	0.3%
102104010236		5	0.3%
102104020103		5	0.3%
102104020313		5	0.3%
102104081332		5	0.3%
102104163014		5	0.3%
102104190357		5	0.3%
102105010613		5	0.3%
102105030701		5	0.3%
102105040650		5	0.3%
102105100433		5	0.3%
102105130528		5	0.3%
102105150507		5	0.3%
103105050501		5	0.3%
103107020109		5	0.3%
104102040606		5	0.3%
104104030820		5	0.3%
104105040311		5	0.3%
104208040401		5	0.3%
105105020108		5	0.3%
106101010605		5	0.3%
106101090206		5	0.3%
106106060103		5	0.3%
107202060102		5	0.3%
107302030503		5	0.3%
107305070203		5	0.3%
107402030203		5	0.3%
107403060301		5	0.3%

File : CSEC3I

Final_EA_code: Enumeration Area Unique identifier

Value	Label	Cases	Percentage
108106030909		5	0.3%
108301010115		5	0.3%
108301050512		5	0.3%
110203060109		5	0.3%
110204010703		5	0.3%
110206030911		5	0.3%
110207040309		5	0.3%
110305010603		5	0.3%
110306010205		5	0.3%
111102010811		5	0.3%
111202040320		5	0.3%
111202061528		5	0.3%
112102030202		5	0.3%
112104021001		5	0.3%
112204030107		5	0.3%
113105040201		5	0.3%
113105050532		5	0.3%
113111020505		5	0.3%
113113020418		5	0.3%
113113060242		5	0.3%
113301010130		5	0.3%
113301050411		5	0.3%
113406060107		5	0.3%
113604010110		5	0.3%
115103020402		5	0.3%
115104030401		5	0.3%
115202070303		5	0.3%
115206030602		5	0.3%
115303040507		5	0.3%
115303050716		5	0.3%
116102050101		5	0.3%
117106050206		5	0.3%
117201050401		5	0.3%
117202080201		5	0.3%
117301041130		5	0.3%
117301041137		5	0.3%
117302030901		5	0.3%
117302060527		5	0.3%
118101041020		5	0.3%
119104030404		5	0.3%
120106010101		5	0.3%
122102060404		5	0.3%
122105020311		5	0.3%

File : CSEC3I

Final_EA_code: Enumeration Area Unique identifier

Value	Label	Cases	Percentage
122106021812		5	0.3%
123110030105		5	0.3%
124101050211		5	0.3%
124101050312		5	0.3%
124103021620		5	0.3%
124104040103		5	0.3%
124107010620		5	0.3%
124108021108		5	0.3%
125105010702		5	0.3%
201203010310		5	0.3%
201206020507		5	0.3%
201210090210		5	0.3%
202205030602		5	0.3%
203202030310		5	0.3%
203202040303		5	0.3%
203301010111		5	0.3%
204101030213		5	0.3%
204102040514		5	0.3%
204203010514		5	0.3%
204301010302		5	0.3%
204301020206		5	0.3%
204301030308		5	0.3%
204302051318		5	0.3%
205101020309		5	0.3%
205101030109		5	0.3%
205107030213		5	0.3%
207104010604		5	0.3%
208102140202		5	0.3%
208107130101		5	0.3%
208202080102		5	0.3%
209201010506		5	0.3%
210306040101		5	0.3%
210306040102		5	0.3%
211105030205		5	0.3%
211106070404		5	0.3%
211107030208		5	0.3%
212104030611		5	0.3%
212105040709		5	0.3%
212202010105		5	0.3%
212305020404		5	0.3%
214101040303		5	0.3%
214101060404		5	0.3%
214102020611		5	0.3%

File : CSEC3I

Final_EA_code: Enumeration Area Unique identifier

Value	Label	Cases	Percentage
214108010504		5	0.3%
214113010305		5	0.3%
214114030515		5	0.3%
215109020818		5	0.3%
215115020203		5	0.3%
215120020808		5	0.3%
216202030604		5	0.3%
218103021305		5	0.3%
218115040101		5	0.3%
219103120104		5	0.3%
219103170202		5	0.3%
221109020302		5	0.3%
221109050505		5	0.3%
222111021102		5	0.3%
223108100606		5	0.3%
223120020410		5	0.3%
223121010401		5	0.3%
223121030202		5	0.3%
223126011515		5	0.3%
223128010204		5	0.3%
223135040509		5	0.3%
224105051111		5	0.3%
225103041522		5	0.3%
225114032604		5	0.3%
226101010214		5	0.3%
226102050810		5	0.3%
226104040305		5	0.3%
226105051005		5	0.3%
228102030405		5	0.3%
229104021009		5	0.3%
230105010304		5	0.3%
230105040506		5	0.3%
230109050511		5	0.3%
232101040606		5	0.3%
232203040502		5	0.3%
302101021503		5	0.3%
302201050803		5	0.3%
302204050508		5	0.3%
302205050202		5	0.3%
302303070505		5	0.3%
303201020510		5	0.3%
303202060606		5	0.3%
303204050605		5	0.3%

File : CSEC3I

Final_EA_code: Enumeration Area Unique identifier

Value	Label	Cases	Percentage
303402040806		5	0.3%
303404010207		5	0.3%
303404030404		5	0.3%
303405070316		5	0.3%
303405071314		5	0.3%
303503041111		5	0.3%
303504020504		5	0.3%
304102010107		5	0.3%
304204020110		5	0.3%
304301040405		5	0.3%
306201010103		5	0.3%
306203010305		5	0.3%
306204010301		5	0.3%
306204020605		5	0.3%
307108020605		5	0.3%
307108030304		5	0.3%
307108030708		5	0.3%
307108030908		5	0.3%
307202030201		5	0.3%
308102060619		5	0.3%
309103050101		5	0.3%
309104050403		5	0.3%
309204060609		5	0.3%
310102021618		5	0.3%
310202030204		5	0.3%
310306030909		5	0.3%
310306040802		5	0.3%
310306041001		5	0.3%
311102010107		5	0.3%
311103020202		5	0.3%
311105051111		5	0.3%
311202010102		5	0.3%
312105020216		5	0.3%
313102050501		5	0.3%
313104010108		5	0.3%
314101030304		5	0.3%
314103040301		5	0.3%
314105010202		5	0.3%
315105030209		5	0.3%
317101010205		5	0.3%
317103020201		5	0.3%
317107051210		5	0.3%
318102020202		5	0.3%

File : CSEC3I

Final_EA_code: Enumeration Area Unique identifier

Value	Label	Cases	Percentage
318103020406		5	0.3%
318112010303		5	0.3%
318114020701		5	0.3%
318116050101		5	0.3%
319105080306		5	0.3%
319107020203		5	0.3%
319203030409		5	0.3%
320102020601		5	0.3%
320102040601		5	0.3%
320108080103		5	0.3%
321103040514		5	0.3%
321105050214		5	0.3%
321106010504		5	0.3%
321107061709		5	0.3%
322108020610		5	0.3%
322111041206		5	0.3%
323104030201		5	0.3%
323106040915		5	0.3%
323108030411		5	0.3%
324101011403		5	0.3%
324104010503		5	0.3%
325101020514		5	0.3%
325103060113		5	0.3%
325103060210		5	0.3%
325107010301		5	0.3%
327103030510		5	0.3%
327106020513		5	0.3%
329106020616		5	0.3%
330107010101		5	0.3%
330110010403		5	0.3%
402208050714		5	0.3%
402210030714		5	0.3%
403101020501		5	0.3%
403105050205		5	0.3%
403201020515		5	0.3%
403301030215		5	0.3%
404102030405		5	0.3%
404207040904		5	0.3%
404403030304		5	0.3%
405104020509		5	0.3%
405203030403		5	0.3%
405211011114		5	0.3%
405301040904		5	0.3%

File : CSEC3I

Final_EA_code: Enumeration Area Unique identifier

Value	Label	Cases	Percentage
405302030405		5	0.3%
406108040102		5	0.3%
406201020310		5	0.3%
406210060603		5	0.3%
406212010207		5	0.3%
406303070608		5	0.3%
407106021906		5	0.3%
408102011215		5	0.3%
408112020621		5	0.3%
408113040517		5	0.3%
409101040104		5	0.3%
409203050902		5	0.3%
409301030405		5	0.3%
410101040507		5	0.3%
410201010654		5	0.3%
410201010733		5	0.3%
410303060103		5	0.3%
411203020101		5	0.3%
411302020404		5	0.3%
411402020404		5	0.3%
411403030809		5	0.3%
412103070506		5	0.3%
412201070408		5	0.3%
412203040507		5	0.3%
414116010603		5	0.3%
415105020404		5	0.3%
415106081213		5	0.3%
415110040403		5	0.3%
415114070301		5	0.3%
415115040706		5	0.3%
417102010602		5	0.3%
417103010710		5	0.3%
417107030404		5	0.3%
417109040205		5	0.3%
417201010905		5	0.3%
417202010210		5	0.3%
418104030103		5	0.3%
418201020305		5	0.3%
418202010203		5	0.3%
418209070214		5	0.3%
419204020202		5	0.3%
420107040304		5	0.3%
420108030901		5	0.3%

File : CSEC3I

Final_EA_code: Enumeration Area Unique identifier

Value	Label	Cases	Percentage
422102010506		5	0.3%
422107010808		5	0.3%
423110010602		5	0.3%
424105020201		5	0.3%
426202040101		5	0.3%
427202040214		5	0.3%
428111030515		5	0.3%
432205040203		5	0.3%

Warning: these figures indicate the number of cases found in the data file. They cannot be interpreted as summary statistics of the population of interest.

interview__id: Unique 32-character long identifier of the interview

Information	[Type= discrete] [Format=character] [Missing=*]
Statistics [NW/ W]	[Valid=1535 /-] [Invalid=0 /-]

Value	Label	Cases	Percentage
05a0fe0e9f714c0t		5	0.3%
05f078de3c20400		5	0.3%
07ae8f7297234ae		5	0.3%
0878b9ca320646c		5	0.3%
098b64d5f62d444		5	0.3%
09bfa283100c462		5	0.3%
0aee3535b7234e0		5	0.3%
0b08b47250b441c		5	0.3%
0c7be6801de643e		5	0.3%
0d07cf9a197b4ea		5	0.3%
0d35d167e05a48c		5	0.3%
0e0a6e4e61be4e8		5	0.3%
0f26d7f7b06f4b9		5	0.3%
103ae2d40d654ba		5	0.3%
104d7f9eb5cc429		5	0.3%
1058921f8e3e471		5	0.3%
10e47f214cb7482		5	0.3%
1124288a21f7429		5	0.3%
11324295e37b4bc		5	0.3%
120745e30ae2426		5	0.3%
14b0a6db23fb42a		5	0.3%
14c013df40e448d		5	0.3%
1559b44962074f1		5	0.3%
15d825f70832453		5	0.3%
15daaf897d21429		5	0.3%
165176d72b6e412		5	0.3%
179be7cbf9884e0		5	0.3%
17ad285d62d7495		5	0.3%
18cad48cbad4438		5	0.3%
19e17412e1bb43c		5	0.3%

File : CSEC3I

interview__id: Unique 32-character long identifier of the interview

Value	Label	Cases	Percentage
1a7113db20214df		5	0.3%
1abf78b9247749b		5	0.3%
1b8cc2c21714481		5	0.3%
1d1c39bd455d40e		5	0.3%
1eb5ffb1eeb14468		5	0.3%
1f82d12a97c5472		5	0.3%
1f9751e8115d473		5	0.3%
20b3dc70a2ef47ff		5	0.3%
22079ff2853f489c		5	0.3%
22305ac5a3e1460		5	0.3%
2298e1b9396042c		5	0.3%
23f6bb268b504e5		5	0.3%
24dff56428de471e		5	0.3%
2687e3cb2fe0474		5	0.3%
26be7462ce5e43d		5	0.3%
26eef9075b7349a		5	0.3%
26f0c6653b8b4c1		5	0.3%
293ecee7a80a482		5	0.3%
29cc9b2639524c4		5	0.3%
2b8544e9cb7347f		5	0.3%
2bc65237da7d4f7		5	0.3%
2bea2c4985dd4f4		5	0.3%
2c2b89bb4ed2475		5	0.3%
2c4950efbc4f485c		5	0.3%
2c5000cc7fa54dbb		5	0.3%
2c7dff734efc4ccb		5	0.3%
2c8f787219df44a8		5	0.3%
2d21136097a4458		5	0.3%
2f0258e282264dd		5	0.3%
2f3dadda9c4d49b		5	0.3%
303f41c72565478		5	0.3%
30b9d5e1f9fe43dc		5	0.3%
30fa92d582c34ff8		5	0.3%
312a435313e240e		5	0.3%
31a3f66b5452449		5	0.3%
32bb43e6ccef4255		5	0.3%
333db34cb097445		5	0.3%
34533291de9b4e3		5	0.3%
349edf6fc6cb49dc		5	0.3%
34efbcd896549f7		5	0.3%
362ff1525f0b427c		5	0.3%
369a2e686b0641f		5	0.3%
37c7d386630e44f		5	0.3%

File : CSEC3I

interview__id: Unique 32-character long identifier of the interview

Value	Label	Cases	Percentage
391f45ad2d3548e		5	0.3%
39627200a32c462		5	0.3%
39e38a8716404f4		5	0.3%
3a542ba2ee9a46d		5	0.3%
3ac09195350c451		5	0.3%
3b3c7af2481243f		5	0.3%
3ce08aeb981a41a		5	0.3%
3cf0a1fa46ae4682		5	0.3%
3d61703566614f4		5	0.3%
3f41cdc7f4484a90		5	0.3%
40927a9f8da44e0		5	0.3%
41d507da42f24fa		5	0.3%
44c8e8b546fa4e9		5	0.3%
4582b29c263744c		5	0.3%
45e2495043be477		5	0.3%
468987393fd4448		5	0.3%
46bc8364e56f4e2		5	0.3%
481f3d44d4074b5		5	0.3%
49123f99dd9b486		5	0.3%
4936d20fd0be487		5	0.3%
49d2684cbd464ee		5	0.3%
4af38353df164c5		5	0.3%
4b07af9a7bac483		5	0.3%
4b14fdfdc4154af5		5	0.3%
4dd40973252a4df		5	0.3%
4e6fd738620241a		5	0.3%
50a0e9476f3f494		5	0.3%
51986b54676d4e3		5	0.3%
527a88628b1c424		5	0.3%
5300060198c04c3		5	0.3%
53fa8063d7db498		5	0.3%
54d04063673a4a7		5	0.3%
559f5482d2fa4c7		5	0.3%
55b84b9565e6420		5	0.3%
56225232b30346		5	0.3%
57061e3264f8499		5	0.3%
58cf916082f84b1		5	0.3%
58d95fc30734424		5	0.3%
59accfcd4d542a7		5	0.3%
5a30e64718014fc		5	0.3%
5b2bb8ba8da5434		5	0.3%
5b3c6ba74736462		5	0.3%
5c104965b505425		5	0.3%

File : CSEC3I

interview__id: Unique 32-character long identifier of the interview

Value	Label	Cases	Percentage
5c166c1642f340b		5	0.3%
5ed8795ec990433		5	0.3%
5f625ed846014f1		5	0.3%
5f9671150b6c4d8		5	0.3%
5f9c80627104486		5	0.3%
5fd0f31f330a49a7		5	0.3%
608bfd2bd5f8412		5	0.3%
61dc08d3c51a46b		5	0.3%
61e4b68c15e0457		5	0.3%
62af21468f5b4edl		5	0.3%
62f01c4bc6cf48c7		5	0.3%
63ef3bf75fef4be6		5	0.3%
645e8f52e0284da		5	0.3%
652892d80eef4dc		5	0.3%
6576b15a95a0431		5	0.3%
6596c2921b4f49f		5	0.3%
65e342045671412		5	0.3%
663e019dae8f42e		5	0.3%
664e98a3af9c465		5	0.3%
67ac1b9b59384c0		5	0.3%
67d77e0fbf754e2		5	0.3%
68984e8f107b4fc1		5	0.3%
68b87f690c5e4d4		5	0.3%
69fdbce170a3499		5	0.3%
6aac54099d5446c		5	0.3%
6be18dc7379a4d8		5	0.3%
6cb2e1bf1182402		5	0.3%
6d561d7e1bb34b0		5	0.3%
6d6546ea45a24cc		5	0.3%
6e7a08685b68404		5	0.3%
6ec8cecb648e4b6		5	0.3%
6fb3d5bdc87496		5	0.3%
712dd05dfdf54bc		5	0.3%
73b6584e55df47e		5	0.3%
73edb914e5ec4a6		5	0.3%
74879a94288749c		5	0.3%
75df2b5c7d6b492		5	0.3%
76a347dba3c945d		5	0.3%
77b63a2a3a5846c		5	0.3%
78b1f1144ce740d		5	0.3%
7934cfadf18a4020		5	0.3%
7a92a755edec4d6		5	0.3%
7af284e10f40460		5	0.3%

File : CSEC3I

interview__id: Unique 32-character long identifier of the interview

Value	Label	Cases	Percentage
7b71511069ca41c		5	0.3%
7b91ac7196d446f		5	0.3%
7ceaac984dc4433		5	0.3%
7f25311583624b7		5	0.3%
80c5e48699bc48b		5	0.3%
81def38cfed24edc		5	0.3%
81f2300746cc4b0		5	0.3%
824efbe20846431		5	0.3%
825a4d9c10674fb		5	0.3%
82e2ee46332f4f5c		5	0.3%
865a0a2dd0d442a		5	0.3%
87d1a29404f2409		5	0.3%
8b2193d437e6485		5	0.3%
8c60b24c5d69455		5	0.3%
8da56015c708420		5	0.3%
8ed0e75643204d2		5	0.3%
8f69cfcd9bea4a2a		5	0.3%
909b86e277fe480		5	0.3%
91e89e7118c041f		5	0.3%
92722375ee7a482		5	0.3%
93268921598f4e9		5	0.3%
942d21651db145e		5	0.3%
94a28a335ad8409		5	0.3%
94ae3c15a2df4270		5	0.3%
94d6a92de2aa418		5	0.3%
94e8fb8cab7846d		5	0.3%
977cf8b59c214cd		5	0.3%
9836e079cdd949e		5	0.3%
987cf3a3f3f04a53		5	0.3%
989fa310b635456		5	0.3%
98c92ebc81274b4		5	0.3%
98ff8b8f6835485f		5	0.3%
991ea35afb8c4a5e		5	0.3%
9ae38f33171f4fb8		5	0.3%
9b29a92d6753467		5	0.3%
9c42c15316c0441		5	0.3%
9c877a6abcc44e2		5	0.3%
9ecbe56df9f249d3		5	0.3%
9ef24898f0e04e6f		5	0.3%
a03a17e845b8444		5	0.3%
a0525377534b48f		5	0.3%
a221543631f5448		5	0.3%
a29bda3a56964ba		5	0.3%

File : CSEC3I

interview__id: Unique 32-character long identifier of the interview

Value	Label	Cases	Percentage
a3908ba3b92f4fe1		5	0.3%
a4729f20438e493		5	0.3%
a5e08a9b2416439		5	0.3%
a93651e6ad8d4de		5	0.3%
a9b092b3952f4ec		5	0.3%
aeefbdde40724ba		5	0.3%
b00970f7c1fd483		5	0.3%
b0b5ef4a81ee422		5	0.3%
b0cd107e76604c5		5	0.3%
b105a36a56b84f6		5	0.3%
b136b27d911942		5	0.3%
b137ae14a69249f		5	0.3%
b2e36352f5d9409		5	0.3%
b330812745fa4e7		5	0.3%
b341d8d4669945		5	0.3%
b4251f797f5f478		5	0.3%
b562c88957c5417		5	0.3%
b59699570a7a45a		5	0.3%
b60db776f7044c0		5	0.3%
b6beade8c2fb4ba		5	0.3%
b6c120c8e36f4d4		5	0.3%
b71b6b7c544e41f		5	0.3%
b92db033a86e4ab		5	0.3%
bad2132fae8a424		5	0.3%
bb6db2bb7e894ee		5	0.3%
bb91dac00ca941a		5	0.3%
bbb3f63e02a24e3		5	0.3%
bbd5aebfc1a54cfe		5	0.3%
bcc6e03bb2a5433		5	0.3%
bcf4623a365e435		5	0.3%
bfade52afbbe499		5	0.3%
bfc868c5c591428		5	0.3%
c015bae305344f9		5	0.3%
c14a86da4ace406		5	0.3%
c1a22955cf934b9		5	0.3%
c208d41946924e2		5	0.3%
c2a083238ac94fc		5	0.3%
c3356144806643		5	0.3%
c40d2554992447		5	0.3%
c5a985e708a7459		5	0.3%
c7bcab112852484		5	0.3%
c997c4379310457		5	0.3%
c9f3e3b01148416		5	0.3%

File : CSEC3I

interview__id: Unique 32-character long identifier of the interview

Value	Label	Cases	Percentage
ca4736d2f7a74a89		5	0.3%
caa6f80f888744d0		5	0.3%
cbe3a418c67c437		5	0.3%
cc8047dc8a484aa		5	0.3%
cd1474d77fac421		5	0.3%
ce05dd69d60e43e		5	0.3%
ce31748c847d40a		5	0.3%
cedfce2c57e641d1		5	0.3%
d091d72bf34743f		5	0.3%
d4b645c8dabe4a1		5	0.3%
d4e9ef0dc2b74bf2		5	0.3%
d56d66a6c7584c2		5	0.3%
d63a27ac1a6d4af3		5	0.3%
d63ba4eb8a1c4a0		5	0.3%
d6aa486f005240b		5	0.3%
d7b1236aabb94f6		5	0.3%
d7df893335d04af		5	0.3%
d84f5f9e3a694d3c		5	0.3%
d8e480e0083545f		5	0.3%
d983e831143f41a		5	0.3%
da5e5ab5a00e480		5	0.3%
da7a73e6a465427		5	0.3%
db979bdcd2e148f		5	0.3%
dc1776a9a0e14f4		5	0.3%
dda5335ce205431		5	0.3%
df04ee2c0e3a4107		5	0.3%
dfbc222d6117426		5	0.3%
e106494d0ae84f2		5	0.3%
e23a30e088d1453		5	0.3%
e24222c61b9f456		5	0.3%
e282714b05cb42t		5	0.3%
e3166e34b04d473		5	0.3%
e4d52a1c0a1148d		5	0.3%
e4ddc650064a4c0		5	0.3%
e614b8ae67d44c8		5	0.3%
e61b5559a1b4404		5	0.3%
e6d0819875ec42e		5	0.3%
e77d4f6292d2475		5	0.3%
e86a2ea031ca4f9c		5	0.3%
e8b86f9566254e7		5	0.3%
e90883e23667495		5	0.3%
e9acfec9f50e43a8		5	0.3%
e9e027640d2a450		5	0.3%

File : CSEC3I

interview__id: Unique 32-character long identifier of the interview

Value	Label	Cases	Percentage
e9ee6e0d15b54db		5	0.3%
eb8f3695097d4ec		5	0.3%
ebb0b322a786451		5	0.3%
ed628650c92d451		5	0.3%
ee245be814ce483		5	0.3%
ef0a2c1050d9446		5	0.3%
f11ff6935d374a37		5	0.3%
f2753e0a1ee1407f		5	0.3%
f310f9362b1e429f		5	0.3%
f4f37a3e35c44dc4		5	0.3%
f7c8666f68b2434f		5	0.3%
fa6d43e574104db		5	0.3%
fad0449bb4f0427f		5	0.3%
fbdb75a9b0ab4f6f		5	0.3%
fc8c4458e87f4d7f		5	0.3%
fd96d6f934ab457f		5	0.3%
fe36e5eff69c4cb2		5	0.3%
ff38ebd77e0b421f		5	0.3%
ffc83c8361694f8c		5	0.3%

Warning: these figures indicate the number of cases found in the data file. They cannot be interpreted as summary statistics of the population of interest.

School_Monitoring_id: Id in s3r8

Information	[Type= discrete] [Format=numeric] [Range= 1-5] [Missing=*]
Statistics [NW/ W]	[Valid=1535 /-] [Invalid=0 /-]

Value	Label	Cases	Percentage
1	District Education Officer (DEO)	307	20.0%
2	District Inspector of Schools (DIS)	307	20.0%
3	Center Coordinating Tutors (CCT)	307	20.0%
4	Other1	307	20.0%
5	Other2	307	20.0%

Warning: these figures indicate the number of cases found in the data file. They cannot be interpreted as summary statistics of the population of interest.

s3q45: Did [SUPERVISOR] supervise/ Monitor this school?

Information	[Type= discrete] [Format=numeric] [Range= 1-2] [Missing=*]
Statistics [NW/ W]	[Valid=1228 /-] [Invalid=307 /-]

Value	Label	Cases	Percentage
1	Yes	807	65.7%
2	No	421	34.3%
Sysmiss		307	

Warning: these figures indicate the number of cases found in the data file. They cannot be interpreted as summary statistics of the population of interest.

s3q46a: 46a. Which month was the last visit?

Information	[Type= discrete] [Format=numeric] [Range= 1-12] [Missing=*]
Statistics [NW/ W]	[Valid=807 /-] [Invalid=728 /-]

File : CSEC3I

s3q46a: 46a. Which month was the last visit?

Value	Label	Cases	Percentage
1	January	5	0.6%
2	February	62	7.7%
3	March	129	16.0%
4	April	95	11.8%
5	May	67	8.3%
6	June	113	14.0%
7	July	128	15.9%
8	August	63	7.8%
9	September	30	3.7%
10	October	57	7.1%
11	November	54	6.7%
12	December	4	0.5%
Sysmiss		728	

Warning: these figures indicate the number of cases found in the data file. They cannot be interpreted as summary statistics of the population of interest.

s3q46b: 46b. Which year was the last visit?

Information	[Type= continuous] [Format=numeric] [Range= 1-2020] [Missing=*]
Statistics [NW/ W]	[Valid=807 /-] [Invalid=728 /-] [Mean=2016.446 /-] [StdDev=71.036 /-]

s3q47: 47. What was the frequency of supervision/monitoring by %rosteritle%?

Information	[Type= discrete] [Format=numeric] [Range= 1-96] [Missing=*]
Statistics [NW/ W]	[Valid=807 /-] [Invalid=728 /-]

Value	Label	Cases	Percentage
1	Monthly	164	20.3%
2	Quarterly	482	59.7%
3	Twice a year	45	5.6%
4	Annually	49	6.1%
96	Other	67	8.3%
Sysmiss		728	

Warning: these figures indicate the number of cases found in the data file. They cannot be interpreted as summary statistics of the population of interest.

File : CSEC3J

Final_EA_code: Enumeration Area Unique identifier

Information [Type= discrete] [Format=character] [Missing=*]

Statistics [NW/ W] [Valid=4605 /-] [Invalid=0 /-]

Value	Label	Cases	Percentage	
101204020501		15		0.3%
102101040201		15		0.3%
102101080210		15		0.3%
102102020513		15		0.3%
102102050406		15		0.3%
102102060108		15		0.3%
102102080506		15		0.3%
102103010916		15		0.3%
102103041252		15		0.3%
102103050203		15		0.3%
102103050439		15		0.3%
102103060631		15		0.3%
102103080303		15		0.3%
102103120844		15		0.3%
102104010236		15		0.3%
102104020103		15		0.3%
102104020313		15		0.3%
102104081332		15		0.3%
102104163014		15		0.3%
102104190357		15		0.3%
102105010613		15		0.3%
102105030701		15		0.3%
102105040650		15		0.3%
102105100433		15		0.3%
102105130528		15		0.3%
102105150507		15		0.3%
103105050501		15		0.3%
103107020109		15		0.3%
104102040606		15		0.3%
104104030820		15		0.3%
104105040311		15		0.3%
104208040401		15		0.3%
105105020108		15		0.3%
106101010605		15		0.3%
106101090206		15		0.3%
106106060103		15		0.3%
107202060102		15		0.3%
107302030503		15		0.3%
107305070203		15		0.3%
107402030203		15		0.3%
107403060301		15		0.3%

File : CSEC3J

Final_EA_code: Enumeration Area Unique identifier

Value	Label	Cases	Percentage	
108106030909		15		0.3%
108301010115		15		0.3%
108301050512		15		0.3%
110203060109		15		0.3%
110204010703		15		0.3%
110206030911		15		0.3%
110207040309		15		0.3%
110305010603		15		0.3%
110306010205		15		0.3%
111102010811		15		0.3%
111202040320		15		0.3%
111202061528		15		0.3%
112102030202		15		0.3%
112104021001		15		0.3%
112204030107		15		0.3%
113105040201		15		0.3%
113105050532		15		0.3%
113111020505		15		0.3%
113113020418		15		0.3%
113113060242		15		0.3%
113301010130		15		0.3%
113301050411		15		0.3%
113406060107		15		0.3%
113604010110		15		0.3%
115103020402		15		0.3%
115104030401		15		0.3%
115202070303		15		0.3%
115206030602		15		0.3%
115303040507		15		0.3%
115303050716		15		0.3%
116102050101		15		0.3%
117106050206		15		0.3%
117201050401		15		0.3%
117202080201		15		0.3%
117301041130		15		0.3%
117301041137		15		0.3%
117302030901		15		0.3%
117302060527		15		0.3%
118101041020		15		0.3%
119104030404		15		0.3%
120106010101		15		0.3%
122102060404		15		0.3%
122105020311		15		0.3%

File : CSEC3J

Final_EA_code: Enumeration Area Unique identifier

Value	Label	Cases	Percentage
122106021812		15	0.3%
123110030105		15	0.3%
124101050211		15	0.3%
124101050312		15	0.3%
124103021620		15	0.3%
124104040103		15	0.3%
124107010620		15	0.3%
124108021108		15	0.3%
125105010702		15	0.3%
201203010310		15	0.3%
201206020507		15	0.3%
201210090210		15	0.3%
202205030602		15	0.3%
203202030310		15	0.3%
203202040303		15	0.3%
203301010111		15	0.3%
204101030213		15	0.3%
204102040514		15	0.3%
204203010514		15	0.3%
204301010302		15	0.3%
204301020206		15	0.3%
204301030308		15	0.3%
204302051318		15	0.3%
205101020309		15	0.3%
205101030109		15	0.3%
205107030213		15	0.3%
207104010604		15	0.3%
208102140202		15	0.3%
208107130101		15	0.3%
208202080102		15	0.3%
209201010506		15	0.3%
210306040101		15	0.3%
210306040102		15	0.3%
211105030205		15	0.3%
211106070404		15	0.3%
211107030208		15	0.3%
212104030611		15	0.3%
212105040709		15	0.3%
212202010105		15	0.3%
212305020404		15	0.3%
214101040303		15	0.3%
214101060404		15	0.3%
214102020611		15	0.3%

File : CSEC3J

Final_EA_code: Enumeration Area Unique identifier

Value	Label	Cases	Percentage	
214108010504		15		0.3%
214113010305		15		0.3%
214114030515		15		0.3%
215109020818		15		0.3%
215115020203		15		0.3%
215120020808		15		0.3%
216202030604		15		0.3%
218103021305		15		0.3%
218115040101		15		0.3%
219103120104		15		0.3%
219103170202		15		0.3%
221109020302		15		0.3%
221109050505		15		0.3%
222111021102		15		0.3%
223108100606		15		0.3%
223120020410		15		0.3%
223121010401		15		0.3%
223121030202		15		0.3%
223126011515		15		0.3%
223128010204		15		0.3%
223135040509		15		0.3%
224105051111		15		0.3%
225103041522		15		0.3%
225114032604		15		0.3%
226101010214		15		0.3%
226102050810		15		0.3%
226104040305		15		0.3%
226105051005		15		0.3%
228102030405		15		0.3%
229104021009		15		0.3%
230105010304		15		0.3%
230105040506		15		0.3%
230109050511		15		0.3%
232101040606		15		0.3%
232203040502		15		0.3%
302101021503		15		0.3%
302201050803		15		0.3%
302204050508		15		0.3%
302205050202		15		0.3%
302303070505		15		0.3%
303201020510		15		0.3%
303202060606		15		0.3%
303204050605		15		0.3%

File : CSEC3J

Final_EA_code: Enumeration Area Unique identifier

Value	Label	Cases	Percentage
303402040806		15	0.3%
303404010207		15	0.3%
303404030404		15	0.3%
303405070316		15	0.3%
303405071314		15	0.3%
303503041111		15	0.3%
303504020504		15	0.3%
304102010107		15	0.3%
304204020110		15	0.3%
304301040405		15	0.3%
306201010103		15	0.3%
306203010305		15	0.3%
306204010301		15	0.3%
306204020605		15	0.3%
307108020605		15	0.3%
307108030304		15	0.3%
307108030708		15	0.3%
307108030908		15	0.3%
307202030201		15	0.3%
308102060619		15	0.3%
309103050101		15	0.3%
309104050403		15	0.3%
309204060609		15	0.3%
310102021618		15	0.3%
310202030204		15	0.3%
310306030909		15	0.3%
310306040802		15	0.3%
310306041001		15	0.3%
311102010107		15	0.3%
311103020202		15	0.3%
311105051111		15	0.3%
311202010102		15	0.3%
312105020216		15	0.3%
313102050501		15	0.3%
313104010108		15	0.3%
314101030304		15	0.3%
314103040301		15	0.3%
314105010202		15	0.3%
315105030209		15	0.3%
317101010205		15	0.3%
317103020201		15	0.3%
317107051210		15	0.3%
318102020202		15	0.3%

File : CSEC3J

Final_EA_code: Enumeration Area Unique identifier

Value	Label	Cases	Percentage
318103020406		15	0.3%
318112010303		15	0.3%
318114020701		15	0.3%
318116050101		15	0.3%
319105080306		15	0.3%
319107020203		15	0.3%
319203030409		15	0.3%
320102020601		15	0.3%
320102040601		15	0.3%
320108080103		15	0.3%
321103040514		15	0.3%
321105050214		15	0.3%
321106010504		15	0.3%
321107061709		15	0.3%
322108020610		15	0.3%
322111041206		15	0.3%
323104030201		15	0.3%
323106040915		15	0.3%
323108030411		15	0.3%
324101011403		15	0.3%
324104010503		15	0.3%
325101020514		15	0.3%
325103060113		15	0.3%
325103060210		15	0.3%
325107010301		15	0.3%
327103030510		15	0.3%
327106020513		15	0.3%
329106020616		15	0.3%
330107010101		15	0.3%
330110010403		15	0.3%
402208050714		15	0.3%
402210030714		15	0.3%
403101020501		15	0.3%
403105050205		15	0.3%
403201020515		15	0.3%
403301030215		15	0.3%
404102030405		15	0.3%
404207040904		15	0.3%
404403030304		15	0.3%
405104020509		15	0.3%
405203030403		15	0.3%
405211011114		15	0.3%
405301040904		15	0.3%

File : CSEC3J

Final_EA_code: Enumeration Area Unique identifier

Value	Label	Cases	Percentage
405302030405		15	0.3%
406108040102		15	0.3%
406201020310		15	0.3%
406210060603		15	0.3%
406212010207		15	0.3%
406303070608		15	0.3%
407106021906		15	0.3%
408102011215		15	0.3%
408112020621		15	0.3%
408113040517		15	0.3%
409101040104		15	0.3%
409203050902		15	0.3%
409301030405		15	0.3%
410101040507		15	0.3%
410201010654		15	0.3%
410201010733		15	0.3%
410303060103		15	0.3%
411203020101		15	0.3%
411302020404		15	0.3%
411402020404		15	0.3%
411403030809		15	0.3%
412103070506		15	0.3%
412201070408		15	0.3%
412203040507		15	0.3%
414116010603		15	0.3%
415105020404		15	0.3%
415106081213		15	0.3%
415110040403		15	0.3%
415114070301		15	0.3%
415115040706		15	0.3%
417102010602		15	0.3%
417103010710		15	0.3%
417107030404		15	0.3%
417109040205		15	0.3%
417201010905		15	0.3%
417202010210		15	0.3%
418104030103		15	0.3%
418201020305		15	0.3%
418202010203		15	0.3%
418209070214		15	0.3%
419204020202		15	0.3%
420107040304		15	0.3%
420108030901		15	0.3%

File : CSEC3J

Final_EA_code: Enumeration Area Unique identifier

Value	Label	Cases	Percentage
422102010506		15	0.3%
422107010808		15	0.3%
423110010602		15	0.3%
424105020201		15	0.3%
426202040101		15	0.3%
427202040214		15	0.3%
428111030515		15	0.3%
432205040203		15	0.3%

Warning: these figures indicate the number of cases found in the data file. They cannot be interpreted as summary statistics of the population of interest.

interview__id: Unique 32-character long identifier of the interview

Information	[Type= discrete] [Format=character] [Missing=*]
Statistics [NW/ W]	[Valid=4605 /-] [Invalid=0 /-]

Value	Label	Cases	Percentage
05a0fe0e9f714c0t		15	0.3%
05f078de3c20400		15	0.3%
07ae8f7297234ae		15	0.3%
0878b9ca320646c		15	0.3%
098b64d5f62d444		15	0.3%
09bfa283100c462		15	0.3%
0aee3535b7234e0		15	0.3%
0b08b47250b441c		15	0.3%
0c7be6801de643e		15	0.3%
0d07cf9a197b4ea		15	0.3%
0d35d167e05a48c		15	0.3%
0e0a6e4e61be4e8		15	0.3%
0f26d7f7b06f4b9		15	0.3%
103ae2d40d654ba		15	0.3%
104d7f9eb5cc429		15	0.3%
1058921f8e3e471		15	0.3%
10e47f214cb7482		15	0.3%
1124288a21f7429		15	0.3%
11324295e37b4bc		15	0.3%
120745e30ae2426		15	0.3%
14b0a6db23fb42a		15	0.3%
14c013df40e448d		15	0.3%
1559b44962074f1		15	0.3%
15d825f70832453		15	0.3%
15daaf897d21429		15	0.3%
165176d72b6e412		15	0.3%
179be7cbf9884e0		15	0.3%
17ad285d62d749f		15	0.3%
18cad48cbad4438		15	0.3%
19e17412e1bb43f		15	0.3%

File : CSEC3J

interview__id: Unique 32-character long identifier of the interview

Value	Label	Cases	Percentage
1a7113db20214df		15	0.3%
1abf78b9247749b		15	0.3%
1b8cc2c21714481		15	0.3%
1d1c39bd455d40e		15	0.3%
1eb5ffb1eeb14468		15	0.3%
1f82d12a97c5472		15	0.3%
1f9751e8115d473		15	0.3%
20b3dc70a2ef47ff		15	0.3%
22079ff2853f489c		15	0.3%
22305ac5a3e1460		15	0.3%
2298e1b9396042c		15	0.3%
23f6bb268b504e5		15	0.3%
24dff56428de471e		15	0.3%
2687e3cb2fe0474		15	0.3%
26be7462ce5e43d		15	0.3%
26eef9075b7349a		15	0.3%
26f0c6653b8b4c1		15	0.3%
293ecee7a80a482		15	0.3%
29cc9b2639524c4		15	0.3%
2b8544e9cb7347f		15	0.3%
2bc65237da7d4f7		15	0.3%
2bea2c4985dd4f4		15	0.3%
2c2b89bb4ed2475		15	0.3%
2c4950efbc4f485c		15	0.3%
2c5000cc7fa54dbb		15	0.3%
2c7dff734efc4ccb		15	0.3%
2c8f787219df44a8		15	0.3%
2d21136097a4458		15	0.3%
2f0258e282264dd		15	0.3%
2f3dadda9c4d49b		15	0.3%
303f41c72565478		15	0.3%
30b9d5e1f9fe43dc		15	0.3%
30fa92d582c34ff8		15	0.3%
312a435313e240e		15	0.3%
31a3f66b5452449		15	0.3%
32bb43e6ccef4255		15	0.3%
333db34cb097445		15	0.3%
34533291de9b4e3		15	0.3%
349edf6fc6cb49dc		15	0.3%
34efbcd896549f7		15	0.3%
362ff1525f0b427c		15	0.3%
369a2e686b0641f		15	0.3%
37c7d386630e44f		15	0.3%

File : CSEC3J

interview__id: Unique 32-character long identifier of the interview

Value	Label	Cases	Percentage
391f45ad2d3548e		15	0.3%
39627200a32c462		15	0.3%
39e38a8716404f4		15	0.3%
3a542ba2ee9a46d		15	0.3%
3ac09195350c451		15	0.3%
3b3c7af2481243f		15	0.3%
3ce08aeb981a41a		15	0.3%
3cf0a1fa46ae4682		15	0.3%
3d61703566614f4		15	0.3%
3f41cdc7f4484a90		15	0.3%
40927a9f8da44e0		15	0.3%
41d507da42f24fa		15	0.3%
44c8e8b546fa4e9		15	0.3%
4582b29c263744c		15	0.3%
45e2495043be477		15	0.3%
468987393fd4448		15	0.3%
46bc8364e56f4e2		15	0.3%
481f3d44d4074b5		15	0.3%
49123f99dd9b486		15	0.3%
4936d20fd0be487		15	0.3%
49d2684cbd464ee		15	0.3%
4af38353df164c5		15	0.3%
4b07af9a7bac483		15	0.3%
4b14fdfdc4154af5		15	0.3%
4dd40973252a4df		15	0.3%
4e6fd738620241a		15	0.3%
50a0e9476f3f494		15	0.3%
51986b54676d4e3		15	0.3%
527a88628b1c424		15	0.3%
5300060198c04c3		15	0.3%
53fa8063d7db498		15	0.3%
54d04063673a4a7		15	0.3%
559f5482d2fa4c7		15	0.3%
55b84b9565e6420		15	0.3%
56225232b30346c		15	0.3%
57061e3264f8499		15	0.3%
58cf916082f84b1		15	0.3%
58d95fc30734424		15	0.3%
59accfcd4d542a7		15	0.3%
5a30e64718014fc		15	0.3%
5b2bb8ba8da5434		15	0.3%
5b3c6ba74736462		15	0.3%
5c104965b505425		15	0.3%

File : CSEC3J

interview__id: Unique 32-character long identifier of the interview

Value	Label	Cases	Percentage
5c166c1642f340b		15	0.3%
5ed8795ec990433		15	0.3%
5f625ed846014f1		15	0.3%
5f9671150b6c4d8		15	0.3%
5f9c80627104486		15	0.3%
5fd0f31f330a49a7		15	0.3%
608bfd2bd5f8412		15	0.3%
61dc08d3c51a46b		15	0.3%
61e4b68c15e0457		15	0.3%
62af21468f5b4edl		15	0.3%
62f01c4bc6cf48c7		15	0.3%
63ef3bf75fef4be6		15	0.3%
645e8f52e0284da		15	0.3%
652892d80eef4dc		15	0.3%
6576b15a95a0431		15	0.3%
6596c2921b4f49f		15	0.3%
65e342045671412		15	0.3%
663e019dae8f42e		15	0.3%
664e98a3af9c465		15	0.3%
67ac1b9b59384c0		15	0.3%
67d77e0fbf754e2		15	0.3%
68984e8f107b4fc1		15	0.3%
68b87f690c5e4d4		15	0.3%
69fdbce170a3499		15	0.3%
6aac54099d5446c		15	0.3%
6be18dc7379a4d8		15	0.3%
6cb2e1bf1182402		15	0.3%
6d561d7e1bb34b0		15	0.3%
6d6546ea45a24cc		15	0.3%
6e7a08685b68404		15	0.3%
6ec8cecb648e4b6		15	0.3%
6fb3d5bdc87496		15	0.3%
712dd05dfdf54bc		15	0.3%
73b6584e55df47e		15	0.3%
73edb914e5ec4a6		15	0.3%
74879a94288749c		15	0.3%
75df2b5c7d6b492		15	0.3%
76a347dba3c945d		15	0.3%
77b63a2a3a5846c		15	0.3%
78b1f1144ce740d		15	0.3%
7934cfadf18a4020		15	0.3%
7a92a755edec4d6		15	0.3%
7af284e10f40460		15	0.3%

File : CSEC3J

interview__id: Unique 32-character long identifier of the interview

Value	Label	Cases	Percentage
7b71511069ca41c		15	0.3%
7b91ac7196d446f		15	0.3%
7ceaac984dc4433		15	0.3%
7f25311583624b7		15	0.3%
80c5e48699bc48b		15	0.3%
81def38cfed24edc		15	0.3%
81f2300746cc4b0		15	0.3%
824efbe20846431		15	0.3%
825a4d9c10674fb		15	0.3%
82e2ee46332f4f5c		15	0.3%
865a0a2dd0d442a		15	0.3%
87d1a29404f2409		15	0.3%
8b2193d437e6485		15	0.3%
8c60b24c5d69455		15	0.3%
8da56015c708420		15	0.3%
8ed0e75643204d2		15	0.3%
8f69cfcd9bea4a2a		15	0.3%
909b86e277fe480		15	0.3%
91e89e7118c041f		15	0.3%
92722375ee7a482		15	0.3%
93268921598f4e9		15	0.3%
942d21651db145e		15	0.3%
94a28a335ad8409		15	0.3%
94ae3c15a2df4270		15	0.3%
94d6a92de2aa418		15	0.3%
94e8fb8cab7846d		15	0.3%
977cf8b59c214cd		15	0.3%
9836e079cdd949e		15	0.3%
987cf3a3f3f04a53		15	0.3%
989fa310b635456		15	0.3%
98c92ebc81274b4		15	0.3%
98ff8b8f6835485e		15	0.3%
991ea35afb8c4a5e		15	0.3%
9ae38f33171f4fb8		15	0.3%
9b29a92d6753467		15	0.3%
9c42c15316c0441		15	0.3%
9c877a6abcc44e2		15	0.3%
9ecbe56df9f249d5		15	0.3%
9ef24898f0e04e6f		15	0.3%
a03a17e845b8444		15	0.3%
a0525377534b48f		15	0.3%
a221543631f5448		15	0.3%
a29bda3a56964ba		15	0.3%

File : CSEC3J

interview__id: Unique 32-character long identifier of the interview

Value	Label	Cases	Percentage
a3908ba3b92f4fe1		15	0.3%
a4729f20438e493		15	0.3%
a5e08a9b2416439		15	0.3%
a93651e6ad8d4de		15	0.3%
a9b092b3952f4ec		15	0.3%
aeefbdde40724ba		15	0.3%
b00970f7c1fd483		15	0.3%
b0b5ef4a81ee422		15	0.3%
b0cd107e76604c5		15	0.3%
b105a36a56b84f6		15	0.3%
b136b27d911942		15	0.3%
b137ae14a69249f		15	0.3%
b2e36352f5d9409		15	0.3%
b330812745fa4e7		15	0.3%
b341d8d4669945		15	0.3%
b4251f797f5f478		15	0.3%
b562c88957c5417		15	0.3%
b59699570a7a45a		15	0.3%
b60db776f7044c0		15	0.3%
b6beade8c2fb4ba		15	0.3%
b6c120c8e36f4d4		15	0.3%
b71b6b7c544e41f		15	0.3%
b92db033a86e4ab		15	0.3%
bad2132fae8a424		15	0.3%
bb6db2bb7e894ee		15	0.3%
bb91dac00ca941a		15	0.3%
bbb3f63e02a24e3		15	0.3%
bbd5aebfc1a54cfe		15	0.3%
bcc6e03bb2a5433		15	0.3%
bcf4623a365e435		15	0.3%
bfade52afbbe499		15	0.3%
bfc868c5c591428		15	0.3%
c015bae305344f9		15	0.3%
c14a86da4ace406		15	0.3%
c1a22955cf934b9		15	0.3%
c208d41946924e2		15	0.3%
c2a083238ac94fc		15	0.3%
c3356144806643		15	0.3%
c40d2554992447		15	0.3%
c5a985e708a7459		15	0.3%
c7bcab112852484		15	0.3%
c997c4379310457		15	0.3%
c9f3e3b01148416		15	0.3%

File : CSEC3J

interview__id: Unique 32-character long identifier of the interview

Value	Label	Cases	Percentage
ca4736d2f7a74a89		15	0.3%
caa6f80f888744d0		15	0.3%
cbe3a418c67c437		15	0.3%
cc8047dc8a484aa		15	0.3%
cd1474d77fac421		15	0.3%
ce05dd69d60e43e		15	0.3%
ce31748c847d40a		15	0.3%
cedfce2c57e641d1		15	0.3%
d091d72bf34743f		15	0.3%
d4b645c8dabe4a1		15	0.3%
d4e9ef0dc2b74bf2		15	0.3%
d56d66a6c7584c2		15	0.3%
d63a27ac1a6d4af3		15	0.3%
d63ba4eb8a1c4a0		15	0.3%
d6aa486f005240b		15	0.3%
d7b1236aabb94f6		15	0.3%
d7df893335d04af		15	0.3%
d84f5f9e3a694d3c		15	0.3%
d8e480e0083545f		15	0.3%
d983e831143f41a		15	0.3%
da5e5ab5a00e480		15	0.3%
da7a73e6a465427		15	0.3%
db979bdcd2e148f		15	0.3%
dc1776a9a0e14f4		15	0.3%
dda5335ce205431		15	0.3%
df04ee2c0e3a4107		15	0.3%
dfbc222d6117426		15	0.3%
e106494d0ae84f2		15	0.3%
e23a30e088d1453		15	0.3%
e24222c61b9f456		15	0.3%
e282714b05cb42t		15	0.3%
e3166e34b04d473		15	0.3%
e4d52a1c0a1148d		15	0.3%
e4ddc650064a4c0		15	0.3%
e614b8ae67d44c8		15	0.3%
e61b5559a1b4404		15	0.3%
e6d0819875ec42e		15	0.3%
e77d4f6292d2475		15	0.3%
e86a2ea031ca4f9c		15	0.3%
e8b86f9566254e7		15	0.3%
e90883e23667495		15	0.3%
e9acfec9f50e43a8		15	0.3%
e9e027640d2a450		15	0.3%

File : CSEC3J

interview__id: Unique 32-character long identifier of the interview

Value	Label	Cases	Percentage
e9ee6e0d15b54db		15	0.3%
eb8f3695097d4ec		15	0.3%
ebb0b322a786451		15	0.3%
ed628650c92d451		15	0.3%
ee245be814ce483		15	0.3%
ef0a2c1050d9446		15	0.3%
f11ff6935d374a37		15	0.3%
f2753e0a1ee1407a		15	0.3%
f310f9362b1e429.		15	0.3%
f4f37a3e35c44dc4		15	0.3%
f7c8666f68b2434a		15	0.3%
fa6d43e574104db		15	0.3%
fad0449bb4f0427.		15	0.3%
fbdb75a9b0ab4f6.		15	0.3%
fc8c4458e87f4d78		15	0.3%
fd96d6f934ab457.		15	0.3%
fe36e5eff69c4cb2		15	0.3%
ff38ebd77e0b421.		15	0.3%
ffc83c8361694f8c		15	0.3%

Warning: these figures indicate the number of cases found in the data file. They cannot be interpreted as summary statistics of the population of interest.

Problems_id: Problems/constraints faced by school (roster)

Information	[Type= discrete] [Format=numeric] [Range= 1-15] [Missing=*]
Statistics [NW/ W]	[Valid=4605 /-] [Invalid=0 /-]

Value	Label	Cases	Percentage
1	Delayed remittance of funds	307	6.7%
2	Inadequate buildings	307	6.7%
3	Inadequate number of staff	307	6.7%
4	Inadequate number of qualified teachers	307	6.7%
5	Insufficiency of funds	307	6.7%
6	Long distances covered by pupils	307	6.7%
7	Pupils are hungry	307	6.7%
8	Bad behavior/strikes by pupils	307	6.7%
9	Irregular attendance by pupils	307	6.7%
10	Inadequate/lack of teachers accommodation	307	6.7%
11	Teacher absenteeism	307	6.7%
12	Bad behavior/strikes by teachers	307	6.7%
13	Lack of parental interest in school affairs	307	6.7%
14	Insecurity	307	6.7%
15	Other	307	6.7%

Warning: these figures indicate the number of cases found in the data file. They cannot be interpreted as summary statistics of the population of interest.

s3q48: MAJOR constraints/problems faced by the school?

Information	[Type= discrete] [Format=numeric] [Range= 1-2] [Missing=*]
-------------	--

File : CSEC3J

s3q48: MAJOR constraints/problems faced by the school?

Statistics [NW/ W] [Valid=3690 /-] [Invalid=915 /-]

Value	Label	Cases	Percentage
1	Yes	1026	27.8%
2	No	2664	72.2%
Sysmiss		915	

Warning: these figures indicate the number of cases found in the data file. They cannot be interpreted as summary statistics of the population of interest.

s3q49: 49. RANK UP TO 3 SOURCES BY IMPORTANCE

Information [Type= discrete] [Format=numeric] [Range= 1-3] [Missing=*]

Statistics [NW/ W] [Valid=715 /-] [Invalid=3890 /-]

Value	Label	Cases	Percentage
1	Most serious	246	34.4%
2	Serious	243	34.0%
3	Least serious	226	31.6%
Sysmiss		3890	

Warning: these figures indicate the number of cases found in the data file. They cannot be interpreted as summary statistics of the population of interest.

s3q50: 50. How has the situation changed in the last 12 months?

Information [Type= discrete] [Format=numeric] [Range= 1-3] [Missing=*]

Statistics [NW/ W] [Valid=1026 /-] [Invalid=3579 /-]

Value	Label	Cases	Percentage
1	Improved	80	7.8%
2	Same	716	69.8%
3	Worsened	230	22.4%
Sysmiss		3579	

Warning: these figures indicate the number of cases found in the data file. They cannot be interpreted as summary statistics of the population of interest.

File : CSEC3K				
# Final_EA_code: Enumeration Area Unique identifier				
Information		[Type= discrete] [Format=character] [Missing=*]		
Statistics [NW/ W]		[Valid=2044 /-] [Invalid=0 /-]		
Value	Label	Cases	Percentage	
101204020501		7		0.3%
102101080210		7		0.3%
102102050406		7		0.3%
102102060108		7		0.3%
102102080506		7		0.3%
102103010916		7		0.3%
102103041252		7		0.3%
102103050439		7		0.3%
102103060631		7		0.3%
102103080303		7		0.3%
102103120844		7		0.3%
102104010236		7		0.3%
102104020313		7		0.3%
102104081332		7		0.3%
102104190357		7		0.3%
102105010613		7		0.3%
102105030701		7		0.3%
102105040650		7		0.3%
102105100433		7		0.3%
102105130528		7		0.3%
102105150507		7		0.3%
103105050501		7		0.3%
103107020109		7		0.3%
104102040606		7		0.3%
104104030820		7		0.3%
104105040311		7		0.3%
104208040401		7		0.3%
105105020108		7		0.3%
106101010605		7		0.3%
106101090206		7		0.3%
106106060103		7		0.3%
107202060102		7		0.3%
107302030503		7		0.3%
107305070203		7		0.3%
107402030203		7		0.3%
107403060301		7		0.3%
108106030909		7		0.3%
108301010115		7		0.3%
108301050512		7		0.3%
110203060109		7		0.3%
110204010703		7		0.3%

File : CSEC3K

Final_EA_code: Enumeration Area Unique identifier

Value	Label	Cases	Percentage
110206030911		7	0.3%
110207040309		7	0.3%
110305010603		7	0.3%
110306010205		7	0.3%
111102010811		7	0.3%
111202040320		7	0.3%
111202061528		7	0.3%
112102030202		7	0.3%
112104021001		7	0.3%
112204030107		7	0.3%
113105040201		7	0.3%
113105050532		7	0.3%
113111020505		7	0.3%
113113020418		7	0.3%
113113060242		7	0.3%
113301010130		7	0.3%
113301050411		7	0.3%
113406060107		7	0.3%
113604010110		7	0.3%
115103020402		7	0.3%
115104030401		7	0.3%
115202070303		7	0.3%
115206030602		7	0.3%
115303040507		7	0.3%
115303050716		7	0.3%
116102050101		7	0.3%
117106050206		7	0.3%
117201050401		7	0.3%
117202080201		7	0.3%
117301041137		7	0.3%
117302030901		7	0.3%
117302060527		7	0.3%
118101041020		7	0.3%
119104030404		7	0.3%
120106010101		7	0.3%
122102060404		7	0.3%
122105020311		7	0.3%
122106021812		7	0.3%
123110030105		7	0.3%
124101050211		7	0.3%
124101050312		7	0.3%
124103021620		7	0.3%
124104040103		7	0.3%

File : CSEC3K

Final_EA_code: Enumeration Area Unique identifier

Value	Label	Cases	Percentage
124107010620		7	0.3%
124108021108		7	0.3%
125105010702		7	0.3%
201203010310		7	0.3%
201210090210		7	0.3%
202205030602		7	0.3%
203202030310		7	0.3%
203202040303		7	0.3%
203301010111		7	0.3%
204101030213		7	0.3%
204102040514		7	0.3%
204203010514		7	0.3%
204301010302		7	0.3%
204301020206		7	0.3%
204301030308		7	0.3%
204302051318		7	0.3%
205107030213		7	0.3%
207104010604		7	0.3%
208102140202		7	0.3%
208107130101		7	0.3%
208202080102		7	0.3%
209201010506		7	0.3%
210306040101		7	0.3%
210306040102		7	0.3%
211105030205		7	0.3%
211106070404		7	0.3%
211107030208		7	0.3%
212104030611		7	0.3%
212105040709		7	0.3%
212202010105		7	0.3%
212305020404		7	0.3%
214101040303		7	0.3%
214101060404		7	0.3%
214102020611		7	0.3%
214114030515		7	0.3%
215109020818		7	0.3%
215115020203		7	0.3%
215120020808		7	0.3%
216202030604		7	0.3%
218103021305		7	0.3%
218115040101		7	0.3%
219103120104		7	0.3%
219103170202		7	0.3%

File : CSEC3K

Final_EA_code: Enumeration Area Unique identifier

Value	Label	Cases	Percentage
221109020302		7	0.3%
221109050505		7	0.3%
222111021102		7	0.3%
223108100606		7	0.3%
223120020410		7	0.3%
223121010401		7	0.3%
223121030202		7	0.3%
223126011515		7	0.3%
223128010204		7	0.3%
223135040509		7	0.3%
224105051111		7	0.3%
225103041522		7	0.3%
225114032604		7	0.3%
226101010214		7	0.3%
226102050810		7	0.3%
226104040305		7	0.3%
226105051005		7	0.3%
228102030405		7	0.3%
229104021009		7	0.3%
230105010304		7	0.3%
230105040506		7	0.3%
230109050511		7	0.3%
232101040606		7	0.3%
232203040502		7	0.3%
302101021503		7	0.3%
302201050803		7	0.3%
302204050508		7	0.3%
302205050202		7	0.3%
302303070505		7	0.3%
303201020510		7	0.3%
303202060606		7	0.3%
303204050605		7	0.3%
303402040806		7	0.3%
303404010207		7	0.3%
303404030404		7	0.3%
303405071314		7	0.3%
303503041111		7	0.3%
303504020504		7	0.3%
304102010107		7	0.3%
304204020110		7	0.3%
304301040405		7	0.3%
306201010103		7	0.3%
306203010305		7	0.3%

File : CSEC3K

Final_EA_code: Enumeration Area Unique identifier

Value	Label	Cases	Percentage
306204010301		7	0.3%
306204020605		7	0.3%
307108020605		7	0.3%
307108030304		7	0.3%
307108030908		7	0.3%
307202030201		7	0.3%
308102060619		7	0.3%
309103050101		7	0.3%
309104050403		7	0.3%
309204060609		7	0.3%
310102021618		7	0.3%
310202030204		7	0.3%
310306030909		7	0.3%
310306040802		7	0.3%
311102010107		7	0.3%
311103020202		7	0.3%
311105051111		7	0.3%
311202010102		7	0.3%
312105020216		7	0.3%
313102050501		7	0.3%
313104010108		7	0.3%
314101030304		7	0.3%
314103040301		7	0.3%
314105010202		7	0.3%
315105030209		7	0.3%
317101010205		7	0.3%
317103020201		7	0.3%
317107051210		7	0.3%
318102020202		7	0.3%
318103020406		7	0.3%
318112010303		7	0.3%
318114020701		7	0.3%
318116050101		7	0.3%
319105080306		7	0.3%
319107020203		7	0.3%
319203030409		7	0.3%
320102040601		7	0.3%
320108080103		7	0.3%
321103040514		7	0.3%
321105050214		7	0.3%
321106010504		7	0.3%
321107061709		7	0.3%
322108020610		7	0.3%

File : CSEC3K

Final_EA_code: Enumeration Area Unique identifier

Value	Label	Cases	Percentage
322111041206		7	0.3%
323104030201		7	0.3%
323106040915		7	0.3%
323108030411		7	0.3%
324101011403		7	0.3%
324104010503		7	0.3%
325101020514		7	0.3%
325103060113		7	0.3%
325103060210		7	0.3%
325107010301		7	0.3%
327103030510		7	0.3%
327106020513		7	0.3%
329106020616		7	0.3%
330107010101		7	0.3%
330110010403		7	0.3%
402208050714		7	0.3%
402210030714		7	0.3%
403101020501		7	0.3%
403105050205		7	0.3%
403201020515		7	0.3%
403301030215		7	0.3%
404102030405		7	0.3%
404207040904		7	0.3%
404403030304		7	0.3%
405104020509		7	0.3%
405203030403		7	0.3%
405211011114		7	0.3%
405301040904		7	0.3%
405302030405		7	0.3%
406108040102		7	0.3%
406201020310		7	0.3%
406210060603		7	0.3%
406212010207		7	0.3%
406303070608		7	0.3%
407106021906		7	0.3%
408102011215		7	0.3%
408112020621		7	0.3%
408113040517		7	0.3%
409101040104		7	0.3%
409203050902		7	0.3%
409301030405		7	0.3%
410101040507		7	0.3%
410201010654		7	0.3%

File : CSEC3K

Final_EA_code: Enumeration Area Unique identifier

Value	Label	Cases	Percentage
410201010733		7	0.3%
410303060103		7	0.3%
411203020101		7	0.3%
411302020404		7	0.3%
411402020404		7	0.3%
411403030809		7	0.3%
412103070506		7	0.3%
412201070408		7	0.3%
412203040507		7	0.3%
414116010603		7	0.3%
415105020404		7	0.3%
415106081213		7	0.3%
415110040403		7	0.3%
415114070301		7	0.3%
415115040706		7	0.3%
417102010602		7	0.3%
417103010710		7	0.3%
417107030404		7	0.3%
417109040205		7	0.3%
417201010905		7	0.3%
417202010210		7	0.3%
418104030103		7	0.3%
418201020305		7	0.3%
418202010203		7	0.3%
418209070214		7	0.3%
419204020202		7	0.3%
420107040304		7	0.3%
420108030901		7	0.3%
422102010506		7	0.3%
422107010808		7	0.3%
423110010602		7	0.3%
424105020201		7	0.3%
426202040101		7	0.3%
427202040214		7	0.3%
428111030515		7	0.3%
432205040203		7	0.3%

Warning: these figures indicate the number of cases found in the data file. They cannot be interpreted as summary statistics of the population of interest.

interview__id: Unique 32-character long identifier of the interview

Information	[Type= discrete] [Format=character] [Missing=*]		
Statistics [NW/ W]	[Valid=2044 /-] [Invalid=0 /-]		
Value	Label	Cases	Percentage
05a0fe0e9f714c0t		7	0.3%
05f078de3c20400		7	0.3%

File : CSEC3K

interview__id: Unique 32-character long identifier of the interview

Value	Label	Cases	Percentage
07ae8f7297234ae		7	0.3%
0878b9ca320646c		7	0.3%
09bfa283100c462		7	0.3%
0aee3535b7234e0		7	0.3%
0b08b47250b441e		7	0.3%
0c7be6801de643e		7	0.3%
0d07cf9a197b4ea		7	0.3%
0d35d167e05a48c		7	0.3%
0e0a6e4e61be4e8		7	0.3%
103ae2d40d654ba		7	0.3%
104d7f9eb5cc429		7	0.3%
1058921f8e3e471		7	0.3%
10e47f214cb7482		7	0.3%
1124288a21f7429		7	0.3%
11324295e37b4bc		7	0.3%
14b0a6db23fb42a		7	0.3%
14c013df40e448d		7	0.3%
1559b44962074f1		7	0.3%
15d825f70832453		7	0.3%
15daaf897d21429		7	0.3%
165176d72b6e412		7	0.3%
179be7cbf9884e0		7	0.3%
17ad285d62d7495		7	0.3%
18cad48cbad4438		7	0.3%
19e17412e1bb43e		7	0.3%
1a7113db20214df		7	0.3%
1abf78b9247749b		7	0.3%
1b8cc2c21714481		7	0.3%
1d1c39bd455d40e		7	0.3%
1eb5ffb1eeb14468		7	0.3%
1f82d12a97c5472		7	0.3%
1f9751e8115d473		7	0.3%
20b3dc70a2ef47fi		7	0.3%
22079ff2853f489c		7	0.3%
22305ac5a3e1460		7	0.3%
2298e1b9396042c		7	0.3%
23f6bb268b504e5		7	0.3%
24dff56428de471e		7	0.3%
2687e3cb2fe0474		7	0.3%
26be7462ce5e43d		7	0.3%
26eef9075b7349a		7	0.3%
26f0c6653b8b4c1		7	0.3%
293ecee7a80a482		7	0.3%

File : CSEC3K

interview__id: Unique 32-character long identifier of the interview

Value	Label	Cases	Percentage
29cc9b2639524c4		7	0.3%
2b8544e9cb7347t		7	0.3%
2bc65237da7d4f7		7	0.3%
2bea2c4985dd4f4		7	0.3%
2c4950efbc4f485c		7	0.3%
2c5000cc7fa54dbi		7	0.3%
2c7dff734efc4ccb		7	0.3%
2c8f787219df44ac		7	0.3%
2d21136097a4458		7	0.3%
2f0258e282264dd		7	0.3%
2f3dadda9c4d49b		7	0.3%
303f41c72565478		7	0.3%
30b9d5e1f9fe43dc		7	0.3%
30fa92d582c34fft		7	0.3%
312a435313e2406		7	0.3%
31a3f66b5452449		7	0.3%
32bb43e6cceef425		7	0.3%
34533291de9b4e3		7	0.3%
349edf6fc6cb49dc		7	0.3%
34efbcdff896549f7		7	0.3%
362ff1525f0b427c		7	0.3%
369a2e686b0641f		7	0.3%
37c7d386630e44f		7	0.3%
391f45ad2d3548e		7	0.3%
39627200a32c462		7	0.3%
39e38a8716404f4		7	0.3%
3a542ba2ee9a46d		7	0.3%
3ac09195350c451		7	0.3%
3b3c7af2481243f		7	0.3%
3ce08aeb981a41a		7	0.3%
3cf0a1fa46ae4682		7	0.3%
3d61703566614f4		7	0.3%
3f41cdc7f4484a90		7	0.3%
40927a9f8da44e0		7	0.3%
41d507da42f24fa		7	0.3%
44c8e8b546fa4e9		7	0.3%
4582b29c263744c		7	0.3%
45e2495043be477		7	0.3%
468987393fd4448		7	0.3%
46bc8364e56f4e2		7	0.3%
481f3d44d4074b5		7	0.3%
49123f99dd9b48c		7	0.3%
4936d20fd0be487		7	0.3%

File : CSEC3K

interview__id: Unique 32-character long identifier of the interview

Value	Label	Cases	Percentage
49d2684cbd464ee		7	0.3%
4af38353df164c5f		7	0.3%
4b14fdfdc4154af5		7	0.3%
4dd40973252a4df		7	0.3%
4e6fd738620241a		7	0.3%
50a0e9476f3f4947		7	0.3%
51986b54676d4e3		7	0.3%
527a88628b1c424		7	0.3%
5300060198c04c3		7	0.3%
53fa8063d7db498		7	0.3%
54d04063673a4a7		7	0.3%
559f5482d2fa4c7f		7	0.3%
55b84b9565e6420		7	0.3%
57061e3264f8499		7	0.3%
58cf916082f84b1f		7	0.3%
58d95fc30734424		7	0.3%
5b2bb8ba8da5434		7	0.3%
5b3c6ba74736462		7	0.3%
5c104965b505425		7	0.3%
5c166c1642f340b		7	0.3%
5f625ed846014f17		7	0.3%
5f9671150b6c4d8		7	0.3%
5f9c80627104486		7	0.3%
5fd0f31f330a49a7		7	0.3%
608bfd2bd5f8412		7	0.3%
61dc08d3c51a46b		7	0.3%
61e4b68c15e0457		7	0.3%
62af21468f5b4edf		7	0.3%
62f01c4bc6cf48c7		7	0.3%
63ef3bf75fef4be6		7	0.3%
645e8f52e0284da		7	0.3%
652892d80eef4dc		7	0.3%
6576b15a95a0431		7	0.3%
6596c2921b4f49f		7	0.3%
65e342045671412		7	0.3%
663e019dae8f42e		7	0.3%
664e98a3af9c4657		7	0.3%
67ac1b9b59384c0		7	0.3%
67d77e0fbf754e2f		7	0.3%
68984e8f107b4fcf		7	0.3%
68b87f690c5e4d4		7	0.3%
69fdbce170a3499		7	0.3%
6aac54099d5446c		7	0.3%

File : CSEC3K

interview__id: Unique 32-character long identifier of the interview

Value	Label	Cases	Percentage
6be18dc7379a4d8		7	0.3%
6cb2e1bf1182402		7	0.3%
6d561d7e1bb34bc		7	0.3%
6d6546ea45a24cc		7	0.3%
6e7a08685b68404		7	0.3%
6ec8cecb648e4b6		7	0.3%
6fb3d5bdc87496		7	0.3%
712dd05dfdf54bc		7	0.3%
73b6584e55df47e		7	0.3%
73edb914e5ec4a6		7	0.3%
74879a94288749e		7	0.3%
75df2b5c7d6b492		7	0.3%
76a347dba3c945d		7	0.3%
77b63a2a3a58466		7	0.3%
78b1f1144ce740d		7	0.3%
7934cfadf18a402f		7	0.3%
7a92a755edec4d6		7	0.3%
7af284e10f40460f		7	0.3%
7b71511069ca41c		7	0.3%
7b91ac7196d446f		7	0.3%
7ceaac984dc4433		7	0.3%
7f25311583624b7		7	0.3%
80c5e48699bc48b		7	0.3%
81def38cfed24edc		7	0.3%
81f2300746cc4b0		7	0.3%
824efbe20846431		7	0.3%
825a4d9c10674fb		7	0.3%
82e2ee46332f4f5c		7	0.3%
865a0a2dd0d442a		7	0.3%
87d1a29404f2409		7	0.3%
8b2193d437e6485		7	0.3%
8c60b24c5d69455		7	0.3%
8da56015c708420		7	0.3%
8ed0e75643204d2		7	0.3%
8f69cfcd9bea4a2a		7	0.3%
909b86e277fe480		7	0.3%
91e89e7118c041f		7	0.3%
92722375ee7a482		7	0.3%
93268921598f4e9		7	0.3%
942d21651db1454		7	0.3%
94a28a335ad8409		7	0.3%
94ae3c15a2df427f		7	0.3%
94d6a92de2aa418		7	0.3%

File : CSEC3K

interview__id: Unique 32-character long identifier of the interview

Value	Label	Cases	Percentage
94e8fb8cab7846d		7	0.3%
977cf8b59c214cd		7	0.3%
9836e079cdd949e		7	0.3%
987cf3a3f3f04a53		7	0.3%
989fa310b635456		7	0.3%
98c92ebc81274b4		7	0.3%
98ff8b8f6835485		7	0.3%
991ea35afb8c4a5		7	0.3%
9ae38f33171f4fb8		7	0.3%
9b29a92d6753467		7	0.3%
9c42c15316c0441		7	0.3%
9c877a6abcc44e2		7	0.3%
9ecbe56df9f249d		7	0.3%
9ef24898f0e04e6f		7	0.3%
a0525377534b48f		7	0.3%
a221543631f5448		7	0.3%
a29bda3a56964ba		7	0.3%
a3908ba3b92f4fel		7	0.3%
a5e08a9b2416439		7	0.3%
a93651e6ad8d4de		7	0.3%
a9b092b3952f4ec		7	0.3%
aeefbdde40724ba		7	0.3%
b00970f7c1fd483		7	0.3%
b0b5ef4a81ee422		7	0.3%
b0cd107e76604c5		7	0.3%
b105a36a56b84f6		7	0.3%
b136b27d911942		7	0.3%
b137ae14a69249f		7	0.3%
b2e36352f5d9409		7	0.3%
b330812745fa4e7		7	0.3%
b341d8d4669945		7	0.3%
b4251f797f5f478		7	0.3%
b562c88957c5417		7	0.3%
b59699570a7a45a		7	0.3%
b60db776f7044c0		7	0.3%
b6beade8c2fb4ba		7	0.3%
b6c120c8e36f4d4		7	0.3%
b71b6b7c544e41f		7	0.3%
b92db033a86e4ab		7	0.3%
bad2132fae8a424		7	0.3%
bb6db2bb7e894ee		7	0.3%
bb91dac00ca941a		7	0.3%
bbb3f63e02a24e3		7	0.3%

File : CSEC3K

interview__id: Unique 32-character long identifier of the interview

Value	Label	Cases	Percentage
bbd5aebfc1a54cff		7	0.3%
bcc6e03bb2a5433		7	0.3%
bcf4623a365e435		7	0.3%
bfade52afbbe4995		7	0.3%
bfc868c5c591428		7	0.3%
c015bae305344f9		7	0.3%
c14a86da4ace406		7	0.3%
c1a22955cf934b9		7	0.3%
c208d41946924e2		7	0.3%
c2a083238ac94fc		7	0.3%
c33561448066434		7	0.3%
c40d2554992447e		7	0.3%
c5a985e708a7459		7	0.3%
c7bcab112852484		7	0.3%
c997c4379310457		7	0.3%
c9f3e3b01148416		7	0.3%
ca4736d2f7a74a8		7	0.3%
caa6f80f888744d		7	0.3%
cbe3a418c67c437		7	0.3%
cc8047dc8a484aa		7	0.3%
cd1474d77fac421		7	0.3%
ce05dd69d60e43e		7	0.3%
ce31748c847d40a		7	0.3%
cedfce2c57e641d		7	0.3%
d091d72bf34743f		7	0.3%
d4e9ef0dc2b74bf		7	0.3%
d63a27ac1a6d4af		7	0.3%
d63ba4eb8a1c4a0		7	0.3%
d6aa486f005240b		7	0.3%
d7b1236aabb94f6		7	0.3%
d7df893335d04af		7	0.3%
d84f5f9e3a694d3		7	0.3%
d8e480e0083545f		7	0.3%
d983e831143f41a		7	0.3%
da5e5ab5a00e480		7	0.3%
da7a73e6a465427		7	0.3%
db979bdcd2e148f		7	0.3%
dc1776a9a0e14f4		7	0.3%
dda5335ce205431		7	0.3%
df04ee2c0e3a410		7	0.3%
dfbc222d6117426		7	0.3%
e106494d0ae84f2		7	0.3%
e23a30e088d1453		7	0.3%

File : CSEC3K

interview__id: Unique 32-character long identifier of the interview

Value	Label	Cases	Percentage
e24222c61b9f456		7	0.3%
e282714b05cb42t		7	0.3%
e3166e34b04d47z		7	0.3%
e4d52a1c0a1148d		7	0.3%
e4ddc650064a4c0		7	0.3%
e614b8ae67d44c8		7	0.3%
e61b5559a1b4404		7	0.3%
e6d0819875ec42e		7	0.3%
e77d4f6292d2475		7	0.3%
e86a2ea031ca4f9c		7	0.3%
e8b86f9566254e7		7	0.3%
e9acfec9f50e43a8		7	0.3%
e9e027640d2a450		7	0.3%
e9ee6e0d15b54db		7	0.3%
eb8f3695097d4ec		7	0.3%
ebb0b322a786451		7	0.3%
ed628650c92d451		7	0.3%
ee245be814ce483		7	0.3%
ef0a2c1050d9446		7	0.3%
f11ff6935d374a37		7	0.3%
f2753e0a1ee1407c		7	0.3%
f310f9362b1e429c		7	0.3%
f4f37a3e35c44dc4		7	0.3%
f7c8666f68b2434d		7	0.3%
fa6d43e574104db		7	0.3%
fad0449bb4f0427c		7	0.3%
fbdb75a9b0ab4f6c		7	0.3%
fc8c4458e87f4d7f		7	0.3%
fd96d6f934ab457c		7	0.3%
fe36e5eff69c4cb2		7	0.3%
ff38ebd77e0b421c		7	0.3%
ffc83c8361694f80		7	0.3%

Warning: these figures indicate the number of cases found in the data file. They cannot be interpreted as summary statistics of the population of interest.

Class_id: Id in s3r11

Information		[Type= discrete] [Format=numeric] [Range= 0-6] [Missing=*]		
Statistics [NW/ W]		[Valid=2044 /-] [Invalid=0 /-]		
Value	Label	Cases	Percentage	
0	Class P1	292		14.3%
1	Class P2	292		14.3%
2	Class P3	292		14.3%
3	Class P4	292		14.3%
4	Class P5	292		14.3%
5	Class P6	292		14.3%

File : CSEC3K

Class_id: Id in s3r11

Value	Label	Cases	Percentage
6	Class P7	292	<div></div> 14.3%

Warning: these figures indicate the number of cases found in the data file. They cannot be interpreted as summary statistics of the population of interest.

s3q53: 53. Sex

Information	[Type= discrete] [Format=numeric] [Range= 1-2] [Missing=*]
Statistics [NW/ W]	[Valid=1599 /-] [Invalid=445 /-]

Value	Label	Cases	Percentage
1	Male	826	<div></div> 51.7%
2	Female	773	<div></div> 48.3%
Sysmiss		445	

Warning: these figures indicate the number of cases found in the data file. They cannot be interpreted as summary statistics of the population of interest.

s3q54: 54. Grade

Information	[Type= discrete] [Format=numeric] [Range= 1-3] [Missing=*]
Statistics [NW/ W]	[Valid=1598 /-] [Invalid=446 /-]

Value	Label	Cases	Percentage
1	Grade V and above	480	<div></div> 30.0%
2	Grade III	1088	<div></div> 68.1%
3	Untrained, unlicensed	30	<div></div> 1.9%
Sysmiss		446	

Warning: these figures indicate the number of cases found in the data file. They cannot be interpreted as summary statistics of the population of interest.

s3q55a: 55a. What is the official enrollment in the stream? (BOYS)

Information	[Type= continuous] [Format=numeric] [Range= 0-506] [Missing=*]
Statistics [NW/ W]	[Valid=1570 /-] [Invalid=474 /-] [Mean=50.864 /-] [StdDev=36.594 /-]

s3q55b: 55b. What is the official enrollment in the stream? (GIRLS)

Information	[Type= continuous] [Format=numeric] [Range= 1-249] [Missing=*]
Statistics [NW/ W]	[Valid=1570 /-] [Invalid=474 /-] [Mean=49.898 /-] [StdDev=34.652 /-]

s3q56: 56. Are there arrangements for pupils in this stream to borrow text books for us

Information	[Type= discrete] [Format=numeric] [Range= 1-2] [Missing=*]
Statistics [NW/ W]	[Valid=1597 /-] [Invalid=447 /-]

Value	Label	Cases	Percentage
1	Yes	898	<div></div> 56.2%
2	No	699	<div></div> 43.8%
Sysmiss		447	

Warning: these figures indicate the number of cases found in the data file. They cannot be interpreted as summary statistics of the population of interest.

s3q57: 57. What percentage of pupils have access to text books in the classroom?

Information	[Type= discrete] [Format=numeric] [Range= 1-5] [Missing=*]
Statistics [NW/ W]	[Valid=1590 /-] [Invalid=454 /-]

Value	Label	Cases	Percentage
1	All have access	360	<div></div> 22.6%
2	75% have access	292	<div></div> 18.4%

File : CSEC3K

s3q57: 57. What percentage of pupils have access to text books in the classroom?

Value	Label	Cases	Percentage
3	50% have access	376	23.6%
4	25% have access	427	26.9%
5	none have access	135	8.5%
Sysmiss		454	

Warning: these figures indicate the number of cases found in the data file. They cannot be interpreted as summary statistics of the population of interest.

s3q58: 58. Is a teacher present in the classroom?

Information	[Type= discrete] [Format=numeric] [Range= 1-2] [Missing=*]
Statistics [NW/ W]	[Valid=1408 /-] [Invalid=636 /-]

Value	Label	Cases	Percentage
1	Yes	1323	94.0%
2	No	85	6.0%
Sysmiss		636	

Warning: these figures indicate the number of cases found in the data file. They cannot be interpreted as summary statistics of the population of interest.

s3q59: 59. Was the teacher's absence formally approved?

Information	[Type= discrete] [Format=numeric] [Range= 1-2] [Missing=*]
Statistics [NW/ W]	[Valid=85 /-] [Invalid=1959 /-]

Value	Label	Cases	Percentage
1	Yes	53	62.4%
2	No	32	37.6%
Sysmiss		1959	

Warning: these figures indicate the number of cases found in the data file. They cannot be interpreted as summary statistics of the population of interest.

s3q60: 60. If teacher's absence was approved: Why was the teacher absent?

Information	[Type= discrete] [Format=numeric] [Range= 1-96] [Missing=*]
Statistics [NW/ W]	[Valid=53 /-] [Invalid=1991 /-]

Value	Label	Cases	Percentage
1	Sick	16	30.2%
2	Being trained	0	
3	At workshop	3	5.7%
4	Picking up salary	2	3.8%
5	Working at another job	0	
6	Study leave	0	
7	Annual/maternity leave	1	1.9%
8	On school errand	5	9.4%
9	Exams	3	5.7%
10	Poor pay	0	
11	Weak supervision	0	
12	Lack of interest in job	0	
13	Absent without reason	3	5.7%
14	Lack of accommodation	1	1.9%
15	Lack of transport	0	
96	Other	19	35.8%

File : CSEC3K

s3q60: 60. If teacher's absence was approved: Why was the teacher absent?

Value	Label	Cases	Percentage
Sysmiss		1991	

Warning: these figures indicate the number of cases found in the data file. They cannot be interpreted as summary statistics of the population of interest.

s3q61: 61. If teacher's absence was not formally approved: why do you think the teacher

Information	[Type= discrete] [Format=numeric] [Range= 1-96] [Missing=*]
Statistics [NW/ W]	[Valid=32 /-] [Invalid=2012 /-]

Value	Label	Cases	Percentage
1	Sick	2	6.2%
2	Being trained	0	
3	At workshop	0	
4	Picking up salary	0	
5	Working at another job	0	
6	Study leave	1	3.1%
7	Annual/maternity leave	1	3.1%
8	On school errand	1	3.1%
9	Exams	1	3.1%
10	Poor pay	0	
11	Weak supervision	0	
12	Lack of interest in job	0	
13	Absent without reason	24	75.0%
14	Lack of accommodation	0	
15	Lack of transport	0	
96	Other	2	6.2%
Sysmiss		2012	

Warning: these figures indicate the number of cases found in the data file. They cannot be interpreted as summary statistics of the population of interest.

s3q62: 62. Is the teacher officially registered on the government pay roll?

Information	[Type= discrete] [Format=numeric] [Range= 1-3] [Missing=*]
Statistics [NW/ W]	[Valid=1408 /-] [Invalid=636 /-]

Value	Label	Cases	Percentage
1	Yes	1304	92.6%
2	No	104	7.4%
3	Don't know	0	
Sysmiss		636	

Warning: these figures indicate the number of cases found in the data file. They cannot be interpreted as summary statistics of the population of interest.

s3q63: 63. How many pupils are actually in attendance today?

Information	[Type= continuous] [Format=numeric] [Range= 0-445] [Missing=*]
Statistics [NW/ W]	[Valid=1408 /-] [Invalid=636 /-] [Mean=68.488 /-] [StdDev=51.527 /-]

s3q64: 64. What percentage of the pupils are seated in desks?

Information	[Type= discrete] [Format=numeric] [Range= 1-5] [Missing=*]
Statistics [NW/ W]	[Valid=1407 /-] [Invalid=637 /-]

Value	Label	Cases	Percentage
1	All have access	1047	74.4%

File : CSEC3K

s3q64: 64. What percentage of the pupils are seated in desks?

Value	Label	Cases	Percentage
2	75% have access	179	12.7%
3	50% have access	91	6.5%
4	25% have access	39	2.8%
5	none have access	51	3.6%
Sysmiss		637	

Warning: these figures indicate the number of cases found in the data file. They cannot be interpreted as summary statistics of the population of interest.

s3q65: 65. What percentage of pupils have scholastic materials (pens, pencils, exercise

Information	[Type= discrete] [Format=numeric] [Range= 1-5] [Missing=*]
Statistics [NW/ W]	[Valid=1402 /-] [Invalid=642 /-]

Value	Label	Cases	Percentage
1	All have access	638	45.5%
2	75% have access	501	35.7%
3	50% have access	198	14.1%
4	25% have access	63	4.5%
5	none have access	2	0.1%
Sysmiss		642	

Warning: these figures indicate the number of cases found in the data file. They cannot be interpreted as summary statistics of the population of interest.

s3q66: 66. Does the classroom display materials on the walls or in corners of the class

Information	[Type= discrete] [Format=numeric] [Range= 1-2] [Missing=*]
Statistics [NW/ W]	[Valid=1403 /-] [Invalid=641 /-]

Value	Label	Cases	Percentage
1	Yes	1063	75.8%
2	No	340	24.2%
Sysmiss		641	

Warning: these figures indicate the number of cases found in the data file. They cannot be interpreted as summary statistics of the population of interest.

File : CSEC3L

Final_EA_code: Enumeration Area Unique identifier

Information [Type= discrete] [Format=character] [Missing=*]

Statistics [NW/ W] [Valid=307 /-] [Invalid=0 /-]

Value	Label	Cases	Percentage
101204020501		1	0.3%
102101040201		1	0.3%
102101080210		1	0.3%
102102020513		1	0.3%
102102050406		1	0.3%
102102060108		1	0.3%
102102080506		1	0.3%
102103010916		1	0.3%
102103041252		1	0.3%
102103050203		1	0.3%
102103050439		1	0.3%
102103060631		1	0.3%
102103080303		1	0.3%
102103120844		1	0.3%
102104010236		1	0.3%
102104020103		1	0.3%
102104020313		1	0.3%
102104081332		1	0.3%
102104163014		1	0.3%
102104190357		1	0.3%
102105010613		1	0.3%
102105030701		1	0.3%
102105040650		1	0.3%
102105100433		1	0.3%
102105130528		1	0.3%
102105150507		1	0.3%
103105050501		1	0.3%
103107020109		1	0.3%
104102040606		1	0.3%
104104030820		1	0.3%
104105040311		1	0.3%
104208040401		1	0.3%
105105020108		1	0.3%
106101010605		1	0.3%
106101090206		1	0.3%
106106060103		1	0.3%
107202060102		1	0.3%
107302030503		1	0.3%
107305070203		1	0.3%
107402030203		1	0.3%
107403060301		1	0.3%

File : CSEC3L

Final_EA_code: Enumeration Area Unique identifier

Value	Label	Cases	Percentage
108106030909		1	0.3%
108301010115		1	0.3%
108301050512		1	0.3%
110203060109		1	0.3%
110204010703		1	0.3%
110206030911		1	0.3%
110207040309		1	0.3%
110305010603		1	0.3%
110306010205		1	0.3%
111102010811		1	0.3%
111202040320		1	0.3%
111202061528		1	0.3%
112102030202		1	0.3%
112104021001		1	0.3%
112204030107		1	0.3%
113105040201		1	0.3%
113105050532		1	0.3%
113111020505		1	0.3%
113113020418		1	0.3%
113113060242		1	0.3%
113301010130		1	0.3%
113301050411		1	0.3%
113406060107		1	0.3%
113604010110		1	0.3%
115103020402		1	0.3%
115104030401		1	0.3%
115202070303		1	0.3%
115206030602		1	0.3%
115303040507		1	0.3%
115303050716		1	0.3%
116102050101		1	0.3%
117106050206		1	0.3%
117201050401		1	0.3%
117202080201		1	0.3%
117301041130		1	0.3%
117301041137		1	0.3%
117302030901		1	0.3%
117302060527		1	0.3%
118101041020		1	0.3%
119104030404		1	0.3%
120106010101		1	0.3%
122102060404		1	0.3%
122105020311		1	0.3%

File : CSEC3L

Final_EA_code: Enumeration Area Unique identifier

Value	Label	Cases	Percentage
122106021812		1	0.3%
123110030105		1	0.3%
124101050211		1	0.3%
124101050312		1	0.3%
124103021620		1	0.3%
124104040103		1	0.3%
124107010620		1	0.3%
124108021108		1	0.3%
125105010702		1	0.3%
201203010310		1	0.3%
201206020507		1	0.3%
201210090210		1	0.3%
202205030602		1	0.3%
203202030310		1	0.3%
203202040303		1	0.3%
203301010111		1	0.3%
204101030213		1	0.3%
204102040514		1	0.3%
204203010514		1	0.3%
204301010302		1	0.3%
204301020206		1	0.3%
204301030308		1	0.3%
204302051318		1	0.3%
205101020309		1	0.3%
205101030109		1	0.3%
205107030213		1	0.3%
207104010604		1	0.3%
208102140202		1	0.3%
208107130101		1	0.3%
208202080102		1	0.3%
209201010506		1	0.3%
210306040101		1	0.3%
210306040102		1	0.3%
211105030205		1	0.3%
211106070404		1	0.3%
211107030208		1	0.3%
212104030611		1	0.3%
212105040709		1	0.3%
212202010105		1	0.3%
212305020404		1	0.3%
214101040303		1	0.3%
214101060404		1	0.3%
214102020611		1	0.3%

File : CSEC3L

Final_EA_code: Enumeration Area Unique identifier

Value	Label	Cases	Percentage
214108010504		1	0.3%
214113010305		1	0.3%
214114030515		1	0.3%
215109020818		1	0.3%
215115020203		1	0.3%
215120020808		1	0.3%
216202030604		1	0.3%
218103021305		1	0.3%
218115040101		1	0.3%
219103120104		1	0.3%
219103170202		1	0.3%
221109020302		1	0.3%
221109050505		1	0.3%
222111021102		1	0.3%
223108100606		1	0.3%
223120020410		1	0.3%
223121010401		1	0.3%
223121030202		1	0.3%
223126011515		1	0.3%
223128010204		1	0.3%
223135040509		1	0.3%
224105051111		1	0.3%
225103041522		1	0.3%
225114032604		1	0.3%
226101010214		1	0.3%
226102050810		1	0.3%
226104040305		1	0.3%
226105051005		1	0.3%
228102030405		1	0.3%
229104021009		1	0.3%
230105010304		1	0.3%
230105040506		1	0.3%
230109050511		1	0.3%
232101040606		1	0.3%
232203040502		1	0.3%
302101021503		1	0.3%
302201050803		1	0.3%
302204050508		1	0.3%
302205050202		1	0.3%
302303070505		1	0.3%
303201020510		1	0.3%
303202060606		1	0.3%
303204050605		1	0.3%

File : CSEC3L

Final_EA_code: Enumeration Area Unique identifier

Value	Label	Cases	Percentage
303402040806		1	0.3%
303404010207		1	0.3%
303404030404		1	0.3%
303405070316		1	0.3%
303405071314		1	0.3%
303503041111		1	0.3%
303504020504		1	0.3%
304102010107		1	0.3%
304204020110		1	0.3%
304301040405		1	0.3%
306201010103		1	0.3%
306203010305		1	0.3%
306204010301		1	0.3%
306204020605		1	0.3%
307108020605		1	0.3%
307108030304		1	0.3%
307108030708		1	0.3%
307108030908		1	0.3%
307202030201		1	0.3%
308102060619		1	0.3%
309103050101		1	0.3%
309104050403		1	0.3%
309204060609		1	0.3%
310102021618		1	0.3%
310202030204		1	0.3%
310306030909		1	0.3%
310306040802		1	0.3%
310306041001		1	0.3%
311102010107		1	0.3%
311103020202		1	0.3%
311105051111		1	0.3%
311202010102		1	0.3%
312105020216		1	0.3%
313102050501		1	0.3%
313104010108		1	0.3%
314101030304		1	0.3%
314103040301		1	0.3%
314105010202		1	0.3%
315105030209		1	0.3%
317101010205		1	0.3%
317103020201		1	0.3%
317107051210		1	0.3%
318102020202		1	0.3%

File : CSEC3L

Final_EA_code: Enumeration Area Unique identifier

Value	Label	Cases	Percentage
318103020406		1	0.3%
318112010303		1	0.3%
318114020701		1	0.3%
318116050101		1	0.3%
319105080306		1	0.3%
319107020203		1	0.3%
319203030409		1	0.3%
320102020601		1	0.3%
320102040601		1	0.3%
320108080103		1	0.3%
321103040514		1	0.3%
321105050214		1	0.3%
321106010504		1	0.3%
321107061709		1	0.3%
322108020610		1	0.3%
322111041206		1	0.3%
323104030201		1	0.3%
323106040915		1	0.3%
323108030411		1	0.3%
324101011403		1	0.3%
324104010503		1	0.3%
325101020514		1	0.3%
325103060113		1	0.3%
325103060210		1	0.3%
325107010301		1	0.3%
327103030510		1	0.3%
327106020513		1	0.3%
329106020616		1	0.3%
330107010101		1	0.3%
330110010403		1	0.3%
402208050714		1	0.3%
402210030714		1	0.3%
403101020501		1	0.3%
403105050205		1	0.3%
403201020515		1	0.3%
403301030215		1	0.3%
404102030405		1	0.3%
404207040904		1	0.3%
404403030304		1	0.3%
405104020509		1	0.3%
405203030403		1	0.3%
405211011114		1	0.3%
405301040904		1	0.3%

File : CSEC3L

Final_EA_code: Enumeration Area Unique identifier

Value	Label	Cases	Percentage
405302030405		1	0.3%
406108040102		1	0.3%
406201020310		1	0.3%
406210060603		1	0.3%
406212010207		1	0.3%
406303070608		1	0.3%
407106021906		1	0.3%
408102011215		1	0.3%
408112020621		1	0.3%
408113040517		1	0.3%
409101040104		1	0.3%
409203050902		1	0.3%
409301030405		1	0.3%
410101040507		1	0.3%
410201010654		1	0.3%
410201010733		1	0.3%
410303060103		1	0.3%
411203020101		1	0.3%
411302020404		1	0.3%
411402020404		1	0.3%
411403030809		1	0.3%
412103070506		1	0.3%
412201070408		1	0.3%
412203040507		1	0.3%
414116010603		1	0.3%
415105020404		1	0.3%
415106081213		1	0.3%
415110040403		1	0.3%
415114070301		1	0.3%
415115040706		1	0.3%
417102010602		1	0.3%
417103010710		1	0.3%
417107030404		1	0.3%
417109040205		1	0.3%
417201010905		1	0.3%
417202010210		1	0.3%
418104030103		1	0.3%
418201020305		1	0.3%
418202010203		1	0.3%
418209070214		1	0.3%
419204020202		1	0.3%
420107040304		1	0.3%
420108030901		1	0.3%

File : CSEC3L

Final_EA_code: Enumeration Area Unique identifier

Value	Label	Cases	Percentage
422102010506		1	0.3%
422107010808		1	0.3%
423110010602		1	0.3%
424105020201		1	0.3%
426202040101		1	0.3%
427202040214		1	0.3%
428111030515		1	0.3%
432205040203		1	0.3%

Warning: these figures indicate the number of cases found in the data file. They cannot be interpreted as summary statistics of the population of interest.

interview__id: Unique 32-character long identifier of the interview

Information	[Type= discrete] [Format=character] [Missing=*]
Statistics [NW/ W]	[Valid=307 /-] [Invalid=0 /-]

Value	Label	Cases	Percentage
05a0fe0e9f714c0t		1	0.3%
05f078de3c20400		1	0.3%
07ae8f7297234ae		1	0.3%
0878b9ca320646c		1	0.3%
098b64d5f62d444		1	0.3%
09bfa283100c462		1	0.3%
0aee3535b7234e0		1	0.3%
0b08b47250b441c		1	0.3%
0c7be6801de643e		1	0.3%
0d07cf9a197b4ea		1	0.3%
0d35d167e05a48c		1	0.3%
0e0a6e4e61be4e8		1	0.3%
0f26d7f7b06f4b9		1	0.3%
103ae2d40d654ba		1	0.3%
104d7f9eb5cc429		1	0.3%
1058921f8e3e471		1	0.3%
10e47f214cb7482		1	0.3%
1124288a21f7429		1	0.3%
11324295e37b4bc		1	0.3%
120745e30ae2426		1	0.3%
14b0a6db23fb42a		1	0.3%
14c013df40e448d		1	0.3%
1559b44962074f1		1	0.3%
15d825f70832453		1	0.3%
15daaf897d21429		1	0.3%
165176d72b6e412		1	0.3%
179be7cbf9884e0		1	0.3%
17ad285d62d7495		1	0.3%
18cad48cbad4438		1	0.3%
19e17412e1bb43c		1	0.3%

File : CSEC3L

interview__id: Unique 32-character long identifier of the interview

Value	Label	Cases	Percentage
1a7113db20214df		1	0.3%
1abf78b9247749b		1	0.3%
1b8cc2c21714481		1	0.3%
1d1c39bd455d40e		1	0.3%
1eb5ffb1eeb14468		1	0.3%
1f82d12a97c5472		1	0.3%
1f9751e8115d473		1	0.3%
20b3dc70a2ef47ff		1	0.3%
22079ff2853f489c		1	0.3%
22305ac5a3e1460		1	0.3%
2298e1b9396042c		1	0.3%
23f6bb268b504e5		1	0.3%
24dff56428de471e		1	0.3%
2687e3cb2fe0474		1	0.3%
26be7462ce5e43d		1	0.3%
26eef9075b7349a		1	0.3%
26f0c6653b8b4c1		1	0.3%
293ecee7a80a482		1	0.3%
29cc9b2639524c4		1	0.3%
2b8544e9cb7347f		1	0.3%
2bc65237da7d4f7		1	0.3%
2bea2c4985dd4f4		1	0.3%
2c2b89bb4ed2475		1	0.3%
2c4950efbc4f485c		1	0.3%
2c5000cc7fa54dbb		1	0.3%
2c7dff734efc4ccb		1	0.3%
2c8f787219df44a8		1	0.3%
2d21136097a4458		1	0.3%
2f0258e282264dd		1	0.3%
2f3dadda9c4d49b		1	0.3%
303f41c72565478		1	0.3%
30b9d5e1f9fe43dc		1	0.3%
30fa92d582c34ff8		1	0.3%
312a435313e240e		1	0.3%
31a3f66b5452449		1	0.3%
32bb43e6ccef4255		1	0.3%
333db34cb097445		1	0.3%
34533291de9b4e3		1	0.3%
349edf6fc6cb49dc		1	0.3%
34efbcd896549f7		1	0.3%
362ff1525f0b427c		1	0.3%
369a2e686b0641f		1	0.3%
37c7d386630e44f		1	0.3%

File : CSEC3L

interview__id: Unique 32-character long identifier of the interview

Value	Label	Cases	Percentage
391f45ad2d3548e		1	0.3%
39627200a32c462		1	0.3%
39e38a8716404f4		1	0.3%
3a542ba2ee9a46d		1	0.3%
3ac09195350c451		1	0.3%
3b3c7af2481243f		1	0.3%
3ce08aeb981a41a		1	0.3%
3cf0a1fa46ae4682		1	0.3%
3d61703566614f4		1	0.3%
3f41cdc7f4484a90		1	0.3%
40927a9f8da44e0		1	0.3%
41d507da42f24fa		1	0.3%
44c8e8b546fa4e9		1	0.3%
4582b29c263744c		1	0.3%
45e2495043be477		1	0.3%
468987393fd4448		1	0.3%
46bc8364e56f4e2		1	0.3%
481f3d44d4074b5		1	0.3%
49123f99dd9b486		1	0.3%
4936d20fd0be487		1	0.3%
49d2684cbd464ee		1	0.3%
4af38353df164c5		1	0.3%
4b07af9a7bac483		1	0.3%
4b14fdfdc4154af5		1	0.3%
4dd40973252a4df		1	0.3%
4e6fd738620241a		1	0.3%
50a0e9476f3f494		1	0.3%
51986b54676d4e3		1	0.3%
527a88628b1c424		1	0.3%
5300060198c04c3		1	0.3%
53fa8063d7db498		1	0.3%
54d04063673a4a7		1	0.3%
559f5482d2fa4c7		1	0.3%
55b84b9565e6420		1	0.3%
56225232b30346		1	0.3%
57061e3264f8499		1	0.3%
58cf916082f84b1		1	0.3%
58d95fc30734424		1	0.3%
59accfcd4d542a2		1	0.3%
5a30e64718014fc		1	0.3%
5b2bb8ba8da5434		1	0.3%
5b3c6ba74736462		1	0.3%
5c104965b505425		1	0.3%

File : CSEC3L

interview__id: Unique 32-character long identifier of the interview

Value	Label	Cases	Percentage
5c166c1642f340b		1	0.3%
5ed8795ec990433		1	0.3%
5f625ed846014f1		1	0.3%
5f9671150b6c4d8		1	0.3%
5f9c80627104486		1	0.3%
5fd0f31f330a49a7		1	0.3%
608bfd2bd5f8412		1	0.3%
61dc08d3c51a46b		1	0.3%
61e4b68c15e0457		1	0.3%
62af21468f5b4edl		1	0.3%
62f01c4bc6cf48c7		1	0.3%
63ef3bf75fef4be6		1	0.3%
645e8f52e0284da		1	0.3%
652892d80eef4dc		1	0.3%
6576b15a95a0431		1	0.3%
6596c2921b4f49f		1	0.3%
65e342045671412		1	0.3%
663e019dae8f42e		1	0.3%
664e98a3af9c465		1	0.3%
67ac1b9b59384c0		1	0.3%
67d77e0fbf754e2		1	0.3%
68984e8f107b4fc1		1	0.3%
68b87f690c5e4d4		1	0.3%
69fdbce170a3499		1	0.3%
6aac54099d5446c		1	0.3%
6be18dc7379a4d8		1	0.3%
6cb2e1bf1182402		1	0.3%
6d561d7e1bb34b0		1	0.3%
6d6546ea45a24cc		1	0.3%
6e7a08685b68404		1	0.3%
6ec8cecb648e4b6		1	0.3%
6fb3d5bdc87496		1	0.3%
712dd05dfdf54bc		1	0.3%
73b6584e55df47e		1	0.3%
73edb914e5ec4a6		1	0.3%
74879a94288749c		1	0.3%
75df2b5c7d6b492		1	0.3%
76a347dba3c945d		1	0.3%
77b63a2a3a5846c		1	0.3%
78b1f1144ce740d		1	0.3%
7934cfadf18a4020		1	0.3%
7a92a755edec4d6		1	0.3%
7af284e10f40460		1	0.3%

File : CSEC3L

interview__id: Unique 32-character long identifier of the interview

Value	Label	Cases	Percentage
7b71511069ca41c		1	0.3%
7b91ac7196d446f		1	0.3%
7ceaac984dc4433		1	0.3%
7f25311583624b7		1	0.3%
80c5e48699bc48b		1	0.3%
81def38cfed24edc		1	0.3%
81f2300746cc4b0		1	0.3%
824efbe20846431		1	0.3%
825a4d9c10674fb		1	0.3%
82e2ee46332f4f5c		1	0.3%
865a0a2dd0d442a		1	0.3%
87d1a29404f2409		1	0.3%
8b2193d437e6485		1	0.3%
8c60b24c5d69455		1	0.3%
8da56015c708420		1	0.3%
8ed0e75643204d2		1	0.3%
8f69cfcd9bea4a2a		1	0.3%
909b86e277fe480		1	0.3%
91e89e7118c041f		1	0.3%
92722375ee7a482		1	0.3%
93268921598f4e9		1	0.3%
942d21651db145e		1	0.3%
94a28a335ad8409		1	0.3%
94ae3c15a2df4270		1	0.3%
94d6a92de2aa418		1	0.3%
94e8fb8cab7846d		1	0.3%
977cf8b59c214cd		1	0.3%
9836e079cdd949e		1	0.3%
987cf3a3f3f04a53		1	0.3%
989fa310b635456		1	0.3%
98c92ebc81274b4		1	0.3%
98ff8b8f6835485f		1	0.3%
991ea35afb8c4a5b		1	0.3%
9ae38f33171f4fb8		1	0.3%
9b29a92d6753467		1	0.3%
9c42c15316c0441		1	0.3%
9c877a6abcc44e2		1	0.3%
9ecbe56df9f249d3		1	0.3%
9ef24898f0e04e6f		1	0.3%
a03a17e845b8444		1	0.3%
a0525377534b48f		1	0.3%
a221543631f5448		1	0.3%
a29bda3a56964ba		1	0.3%

File : CSEC3L

interview__id: Unique 32-character long identifier of the interview

Value	Label	Cases	Percentage
a3908ba3b92f4fe1		1	0.3%
a4729f20438e493		1	0.3%
a5e08a9b2416439		1	0.3%
a93651e6ad8d4de		1	0.3%
a9b092b3952f4ec		1	0.3%
aeefbdde40724ba		1	0.3%
b00970f7c1fd483		1	0.3%
b0b5ef4a81ee422		1	0.3%
b0cd107e76604c5		1	0.3%
b105a36a56b84f6		1	0.3%
b136b27d911942		1	0.3%
b137ae14a69249f		1	0.3%
b2e36352f5d9409		1	0.3%
b330812745fa4e7		1	0.3%
b341d8d4669945		1	0.3%
b4251f797f5f478		1	0.3%
b562c88957c5417		1	0.3%
b59699570a7a45a		1	0.3%
b60db776f7044c0		1	0.3%
b6beade8c2fb4ba		1	0.3%
b6c120c8e36f4d4		1	0.3%
b71b6b7c544e41f		1	0.3%
b92db033a86e4ab		1	0.3%
bad2132fae8a424		1	0.3%
bb6db2bb7e894ee		1	0.3%
bb91dac00ca941a		1	0.3%
bbb3f63e02a24e3		1	0.3%
bbd5aebfc1a54cfe		1	0.3%
bcc6e03bb2a5433		1	0.3%
bcf4623a365e435		1	0.3%
bfade52afbbe499		1	0.3%
bfc868c5c591428		1	0.3%
c015bae305344f9		1	0.3%
c14a86da4ace406		1	0.3%
c1a22955cf934b9		1	0.3%
c208d41946924e2		1	0.3%
c2a083238ac94fc		1	0.3%
c3356144806643		1	0.3%
c40d2554992447		1	0.3%
c5a985e708a7459		1	0.3%
c7bcab112852484		1	0.3%
c997c4379310457		1	0.3%
c9f3e3b01148416		1	0.3%

File : CSEC3L

interview__id: Unique 32-character long identifier of the interview

Value	Label	Cases	Percentage
ca4736d2f7a74a89		1	0.3%
caa6f80f888744d0		1	0.3%
cbe3a418c67c437		1	0.3%
cc8047dc8a484aa		1	0.3%
cd1474d77fac421		1	0.3%
ce05dd69d60e43e		1	0.3%
ce31748c847d40a		1	0.3%
cedfce2c57e641d1		1	0.3%
d091d72bf34743f		1	0.3%
d4b645c8dabe4a1		1	0.3%
d4e9ef0dc2b74bf2		1	0.3%
d56d66a6c7584c2		1	0.3%
d63a27ac1a6d4af3		1	0.3%
d63ba4eb8a1c4a0		1	0.3%
d6aa486f005240b		1	0.3%
d7b1236aabb94f6		1	0.3%
d7df893335d04af		1	0.3%
d84f5f9e3a694d3c		1	0.3%
d8e480e0083545f		1	0.3%
d983e831143f41a		1	0.3%
da5e5ab5a00e480		1	0.3%
da7a73e6a465427		1	0.3%
db979bdcd2e148f		1	0.3%
dc1776a9a0e14f4		1	0.3%
dda5335ce205431		1	0.3%
df04ee2c0e3a4107		1	0.3%
dfbc222d6117426		1	0.3%
e106494d0ae84f2		1	0.3%
e23a30e088d1453		1	0.3%
e24222c61b9f456		1	0.3%
e282714b05cb42t		1	0.3%
e3166e34b04d473		1	0.3%
e4d52a1c0a1148d		1	0.3%
e4ddc650064a4c0		1	0.3%
e614b8ae67d44c8		1	0.3%
e61b5559a1b4404		1	0.3%
e6d0819875ec42e		1	0.3%
e77d4f6292d2475		1	0.3%
e86a2ea031ca4f9c		1	0.3%
e8b86f9566254e7		1	0.3%
e90883e23667495		1	0.3%
e9acfec9f50e43a8		1	0.3%
e9e027640d2a450		1	0.3%

File : CSEC3L

interview__id: Unique 32-character long identifier of the interview

Value	Label	Cases	Percentage
e9ee6e0d15b54db		1	<div></div> 0.3%
eb8f3695097d4ec		1	<div></div> 0.3%
ebb0b322a786451		1	<div></div> 0.3%
ed628650c92d451		1	<div></div> 0.3%
ee245be814ce483		1	<div></div> 0.3%
ef0a2c1050d9446		1	<div></div> 0.3%
f11ff6935d374a37		1	<div></div> 0.3%
f2753e0a1ee1407f		1	<div></div> 0.3%
f310f9362b1e429f		1	<div></div> 0.3%
f4f37a3e35c44dc4		1	<div></div> 0.3%
f7c8666f68b2434f		1	<div></div> 0.3%
fa6d43e574104db		1	<div></div> 0.3%
fad0449bb4f0427f		1	<div></div> 0.3%
fbdb75a9b0ab4f6f		1	<div></div> 0.3%
fc8c4458e87f4d7f		1	<div></div> 0.3%
fd96d6f934ab457f		1	<div></div> 0.3%
fe36e5eff69c4cb2		1	<div></div> 0.3%
ff38ebd77e0b421f		1	<div></div> 0.3%
ffc83c8361694f8c		1	<div></div> 0.3%

Warning: these figures indicate the number of cases found in the data file. They cannot be interpreted as summary statistics of the population of interest.

s3lq2: 2. What is the major mode of ensuring accountability in this school?

Information	[Type= discrete] [Format=numeric] [Range= 1-96] [Missing=*]		
Statistics [NW/ W]	[Valid=246 /-] [Invalid=61 /-]		
Value	Label	Cases	Percentage
1	Auditor	130	<div></div> 52.8%
2	School management/Board of Governors	79	<div></div> 32.1%
3	PTA	3	<div></div> 1.2%
4	Head teacher rules	27	<div></div> 11.0%
96	Other	7	<div></div> 2.8%
Sysmiss		61	

Warning: these figures indicate the number of cases found in the data file. They cannot be interpreted as summary statistics of the population of interest.

s3lq3: 3. Have there been any cases of misuse of funds in last financial year?

Information	[Type= discrete] [Format=numeric] [Range= 1-2] [Missing=*]		
Statistics [NW/ W]	[Valid=246 /-] [Invalid=61 /-]		
Value	Label	Cases	Percentage
1	Yes	3	<div></div> 1.2%
2	No	243	<div></div> 98.8%
Sysmiss		61	

Warning: these figures indicate the number of cases found in the data file. They cannot be interpreted as summary statistics of the population of interest.

s3lq4: 4. Who was implicated?

Information	[Type= discrete] [Format=numeric] [Range= 1-96] [Missing=*]		
Statistics [NW/ W]	[Valid=3 /-] [Invalid=304 /-]		

File : CSEC3L

s3lq4: 4. Who was implicated?

Value	Label	Cases	Percentage
1	School management Committee member	0	
2	Head teacher	1	33.3%
96	Other	2	66.7%
Sysmiss		304	

Warning: these figures indicate the number of cases found in the data file. They cannot be interpreted as summary statistics of the population of interest.

s3lq5: 5. What action was taken on culprits?

Information	[Type= discrete] [Format=numeric] [Range= 1-96] [Missing=*]
Statistics [NW/ W]	[Valid=3 /-] [Invalid=304 /-]

Value	Label	Cases	Percentage
1	Interdicted/suspended	1	33.3%
2	Dismissed	0	
3	Reprimanded / Recovered	1	33.3%
4	None	0	
96	Other	1	33.3%
Sysmiss		304	

Warning: these figures indicate the number of cases found in the data file. They cannot be interpreted as summary statistics of the population of interest.

File : CSEC3M

Final_EA_code: Enumeration Area Unique identifier

Information [Type= discrete] [Format=character] [Missing=*]

Statistics [NW/ W] [Valid=6140 /-] [Invalid=0 /-]

Value	Label	Cases	Percentage	
101204020501		20		0.3%
102101040201		20		0.3%
102101080210		20		0.3%
102102020513		20		0.3%
102102050406		20		0.3%
102102060108		20		0.3%
102102080506		20		0.3%
102103010916		20		0.3%
102103041252		20		0.3%
102103050203		20		0.3%
102103050439		20		0.3%
102103060631		20		0.3%
102103080303		20		0.3%
102103120844		20		0.3%
102104010236		20		0.3%
102104020103		20		0.3%
102104020313		20		0.3%
102104081332		20		0.3%
102104163014		20		0.3%
102104190357		20		0.3%
102105010613		20		0.3%
102105030701		20		0.3%
102105040650		20		0.3%
102105100433		20		0.3%
102105130528		20		0.3%
102105150507		20		0.3%
103105050501		20		0.3%
103107020109		20		0.3%
104102040606		20		0.3%
104104030820		20		0.3%
104105040311		20		0.3%
104208040401		20		0.3%
105105020108		20		0.3%
106101010605		20		0.3%
106101090206		20		0.3%
106106060103		20		0.3%
107202060102		20		0.3%
107302030503		20		0.3%
107305070203		20		0.3%
107402030203		20		0.3%
107403060301		20		0.3%

File : CSEC3M

Final_EA_code: Enumeration Area Unique identifier

Value	Label	Cases	Percentage
108106030909		20	0.3%
108301010115		20	0.3%
108301050512		20	0.3%
110203060109		20	0.3%
110204010703		20	0.3%
110206030911		20	0.3%
110207040309		20	0.3%
110305010603		20	0.3%
110306010205		20	0.3%
111102010811		20	0.3%
111202040320		20	0.3%
111202061528		20	0.3%
112102030202		20	0.3%
112104021001		20	0.3%
112204030107		20	0.3%
113105040201		20	0.3%
113105050532		20	0.3%
113111020505		20	0.3%
113113020418		20	0.3%
113113060242		20	0.3%
113301010130		20	0.3%
113301050411		20	0.3%
113406060107		20	0.3%
113604010110		20	0.3%
115103020402		20	0.3%
115104030401		20	0.3%
115202070303		20	0.3%
115206030602		20	0.3%
115303040507		20	0.3%
115303050716		20	0.3%
116102050101		20	0.3%
117106050206		20	0.3%
117201050401		20	0.3%
117202080201		20	0.3%
117301041130		20	0.3%
117301041137		20	0.3%
117302030901		20	0.3%
117302060527		20	0.3%
118101041020		20	0.3%
119104030404		20	0.3%
120106010101		20	0.3%
122102060404		20	0.3%
122105020311		20	0.3%

File : CSEC3M

Final_EA_code: Enumeration Area Unique identifier

Value	Label	Cases	Percentage	
122106021812		20		0.3%
123110030105		20		0.3%
124101050211		20		0.3%
124101050312		20		0.3%
124103021620		20		0.3%
124104040103		20		0.3%
124107010620		20		0.3%
124108021108		20		0.3%
125105010702		20		0.3%
201203010310		20		0.3%
201206020507		20		0.3%
201210090210		20		0.3%
202205030602		20		0.3%
203202030310		20		0.3%
203202040303		20		0.3%
203301010111		20		0.3%
204101030213		20		0.3%
204102040514		20		0.3%
204203010514		20		0.3%
204301010302		20		0.3%
204301020206		20		0.3%
204301030308		20		0.3%
204302051318		20		0.3%
205101020309		20		0.3%
205101030109		20		0.3%
205107030213		20		0.3%
207104010604		20		0.3%
208102140202		20		0.3%
208107130101		20		0.3%
208202080102		20		0.3%
209201010506		20		0.3%
210306040101		20		0.3%
210306040102		20		0.3%
211105030205		20		0.3%
211106070404		20		0.3%
211107030208		20		0.3%
212104030611		20		0.3%
212105040709		20		0.3%
212202010105		20		0.3%
212305020404		20		0.3%
214101040303		20		0.3%
214101060404		20		0.3%
214102020611		20		0.3%

File : CSEC3M

Final_EA_code: Enumeration Area Unique identifier

Value	Label	Cases	Percentage
214108010504		20	0.3%
214113010305		20	0.3%
214114030515		20	0.3%
215109020818		20	0.3%
215115020203		20	0.3%
215120020808		20	0.3%
216202030604		20	0.3%
218103021305		20	0.3%
218115040101		20	0.3%
219103120104		20	0.3%
219103170202		20	0.3%
221109020302		20	0.3%
221109050505		20	0.3%
222111021102		20	0.3%
223108100606		20	0.3%
223120020410		20	0.3%
223121010401		20	0.3%
223121030202		20	0.3%
223126011515		20	0.3%
223128010204		20	0.3%
223135040509		20	0.3%
224105051111		20	0.3%
225103041522		20	0.3%
225114032604		20	0.3%
226101010214		20	0.3%
226102050810		20	0.3%
226104040305		20	0.3%
226105051005		20	0.3%
228102030405		20	0.3%
229104021009		20	0.3%
230105010304		20	0.3%
230105040506		20	0.3%
230109050511		20	0.3%
232101040606		20	0.3%
232203040502		20	0.3%
302101021503		20	0.3%
302201050803		20	0.3%
302204050508		20	0.3%
302205050202		20	0.3%
302303070505		20	0.3%
303201020510		20	0.3%
303202060606		20	0.3%
303204050605		20	0.3%

File : CSEC3M

Final_EA_code: Enumeration Area Unique identifier

Value	Label	Cases	Percentage	
303402040806		20		0.3%
303404010207		20		0.3%
303404030404		20		0.3%
303405070316		20		0.3%
303405071314		20		0.3%
303503041111		20		0.3%
303504020504		20		0.3%
304102010107		20		0.3%
304204020110		20		0.3%
304301040405		20		0.3%
306201010103		20		0.3%
306203010305		20		0.3%
306204010301		20		0.3%
306204020605		20		0.3%
307108020605		20		0.3%
307108030304		20		0.3%
307108030708		20		0.3%
307108030908		20		0.3%
307202030201		20		0.3%
308102060619		20		0.3%
309103050101		20		0.3%
309104050403		20		0.3%
309204060609		20		0.3%
310102021618		20		0.3%
310202030204		20		0.3%
310306030909		20		0.3%
310306040802		20		0.3%
310306041001		20		0.3%
311102010107		20		0.3%
311103020202		20		0.3%
311105051111		20		0.3%
311202010102		20		0.3%
312105020216		20		0.3%
313102050501		20		0.3%
313104010108		20		0.3%
314101030304		20		0.3%
314103040301		20		0.3%
314105010202		20		0.3%
315105030209		20		0.3%
317101010205		20		0.3%
317103020201		20		0.3%
317107051210		20		0.3%
318102020202		20		0.3%

File : CSEC3M

Final_EA_code: Enumeration Area Unique identifier

Value	Label	Cases	Percentage
318103020406		20	0.3%
318112010303		20	0.3%
318114020701		20	0.3%
318116050101		20	0.3%
319105080306		20	0.3%
319107020203		20	0.3%
319203030409		20	0.3%
320102020601		20	0.3%
320102040601		20	0.3%
320108080103		20	0.3%
321103040514		20	0.3%
321105050214		20	0.3%
321106010504		20	0.3%
321107061709		20	0.3%
322108020610		20	0.3%
322111041206		20	0.3%
323104030201		20	0.3%
323106040915		20	0.3%
323108030411		20	0.3%
324101011403		20	0.3%
324104010503		20	0.3%
325101020514		20	0.3%
325103060113		20	0.3%
325103060210		20	0.3%
325107010301		20	0.3%
327103030510		20	0.3%
327106020513		20	0.3%
329106020616		20	0.3%
330107010101		20	0.3%
330110010403		20	0.3%
402208050714		20	0.3%
402210030714		20	0.3%
403101020501		20	0.3%
403105050205		20	0.3%
403201020515		20	0.3%
403301030215		20	0.3%
404102030405		20	0.3%
404207040904		20	0.3%
404403030304		20	0.3%
405104020509		20	0.3%
405203030403		20	0.3%
405211011114		20	0.3%
405301040904		20	0.3%

File : CSEC3M

Final_EA_code: Enumeration Area Unique identifier

Value	Label	Cases	Percentage
405302030405		20	0.3%
406108040102		20	0.3%
406201020310		20	0.3%
406210060603		20	0.3%
406212010207		20	0.3%
406303070608		20	0.3%
407106021906		20	0.3%
408102011215		20	0.3%
408112020621		20	0.3%
408113040517		20	0.3%
409101040104		20	0.3%
409203050902		20	0.3%
409301030405		20	0.3%
410101040507		20	0.3%
410201010654		20	0.3%
410201010733		20	0.3%
410303060103		20	0.3%
411203020101		20	0.3%
411302020404		20	0.3%
411402020404		20	0.3%
411403030809		20	0.3%
412103070506		20	0.3%
412201070408		20	0.3%
412203040507		20	0.3%
414116010603		20	0.3%
415105020404		20	0.3%
415106081213		20	0.3%
415110040403		20	0.3%
415114070301		20	0.3%
415115040706		20	0.3%
417102010602		20	0.3%
417103010710		20	0.3%
417107030404		20	0.3%
417109040205		20	0.3%
417201010905		20	0.3%
417202010210		20	0.3%
418104030103		20	0.3%
418201020305		20	0.3%
418202010203		20	0.3%
418209070214		20	0.3%
419204020202		20	0.3%
420107040304		20	0.3%
420108030901		20	0.3%

File : CSEC3M

Final_EA_code: Enumeration Area Unique identifier

Value	Label	Cases	Percentage
422102010506		20	0.3%
422107010808		20	0.3%
423110010602		20	0.3%
424105020201		20	0.3%
426202040101		20	0.3%
427202040214		20	0.3%
428111030515		20	0.3%
432205040203		20	0.3%

Warning: these figures indicate the number of cases found in the data file. They cannot be interpreted as summary statistics of the population of interest.

interview__id: Unique 32-character long identifier of the interview

Information	[Type= discrete] [Format=character] [Missing=*]
Statistics [NW/ W]	[Valid=6140 /-] [Invalid=0 /-]

Value	Label	Cases	Percentage
05a0fe0e9f714c0t		20	0.3%
05f078de3c20400		20	0.3%
07ae8f7297234ae		20	0.3%
0878b9ca320646c		20	0.3%
098b64d5f62d444		20	0.3%
09bfa283100c462		20	0.3%
0aee3535b7234e0		20	0.3%
0b08b47250b441c		20	0.3%
0c7be6801de643e		20	0.3%
0d07cf9a197b4ea		20	0.3%
0d35d167e05a48c		20	0.3%
0e0a6e4e61be4e8		20	0.3%
0f26d7f7b06f4b9		20	0.3%
103ae2d40d654ba		20	0.3%
104d7f9eb5cc429		20	0.3%
1058921f8e3e471		20	0.3%
10e47f214cb7482		20	0.3%
1124288a21f7429		20	0.3%
11324295e37b4bc		20	0.3%
120745e30ae2426		20	0.3%
14b0a6db23fb42a		20	0.3%
14c013df40e448d		20	0.3%
1559b44962074f1		20	0.3%
15d825f70832453		20	0.3%
15daaf897d21429		20	0.3%
165176d72b6e412		20	0.3%
179be7cbf9884e0		20	0.3%
17ad285d62d7495		20	0.3%
18cad48cbad4438		20	0.3%
19e17412e1bb43c		20	0.3%

File : CSEC3M

interview__id: Unique 32-character long identifier of the interview

Value	Label	Cases	Percentage
1a7113db20214df		20	0.3%
1abf78b9247749b		20	0.3%
1b8cc2c21714481		20	0.3%
1d1c39bd455d40e		20	0.3%
1eb5ffb1eeb14468		20	0.3%
1f82d12a97c5472		20	0.3%
1f9751e8115d473		20	0.3%
20b3dc70a2ef47ff		20	0.3%
22079ff2853f489c		20	0.3%
22305ac5a3e1460		20	0.3%
2298e1b9396042c		20	0.3%
23f6bb268b504e5		20	0.3%
24dff56428de471e		20	0.3%
2687e3cb2fe0474		20	0.3%
26be7462ce5e43d		20	0.3%
26eef9075b7349a		20	0.3%
26f0c6653b8b4c1		20	0.3%
293ecee7a80a482		20	0.3%
29cc9b2639524c4		20	0.3%
2b8544e9cb7347f		20	0.3%
2bc65237da7d4f7		20	0.3%
2bea2c4985dd4f4		20	0.3%
2c2b89bb4ed2475		20	0.3%
2c4950efbc4f485c		20	0.3%
2c5000cc7fa54dbb		20	0.3%
2c7dff734efc4ccb		20	0.3%
2c8f787219df44a8		20	0.3%
2d21136097a4458		20	0.3%
2f0258e282264dd		20	0.3%
2f3dadda9c4d49b		20	0.3%
303f41c72565478		20	0.3%
30b9d5e1f9fe43dc		20	0.3%
30fa92d582c34ff8		20	0.3%
312a435313e240e		20	0.3%
31a3f66b5452449		20	0.3%
32bb43e6ccef4255		20	0.3%
333db34cb097445		20	0.3%
34533291de9b4e3		20	0.3%
349edf6fc6cb49dc		20	0.3%
34efbcd896549f7		20	0.3%
362ff1525f0b427c		20	0.3%
369a2e686b0641f		20	0.3%
37c7d386630e44f		20	0.3%

File : CSEC3M

interview__id: Unique 32-character long identifier of the interview

Value	Label	Cases	Percentage
391f45ad2d3548e		20	0.3%
39627200a32c462		20	0.3%
39e38a8716404f4		20	0.3%
3a542ba2ee9a46d		20	0.3%
3ac09195350c451		20	0.3%
3b3c7af2481243f		20	0.3%
3ce08aeb981a41a		20	0.3%
3cf0a1fa46ae4682		20	0.3%
3d61703566614f4		20	0.3%
3f41cdc7f4484a90		20	0.3%
40927a9f8da44e0		20	0.3%
41d507da42f24fa		20	0.3%
44c8e8b546fa4e9		20	0.3%
4582b29c263744c		20	0.3%
45e2495043be477		20	0.3%
468987393fd4448		20	0.3%
46bc8364e56f4e2		20	0.3%
481f3d44d4074b5		20	0.3%
49123f99dd9b486		20	0.3%
4936d20fd0be487		20	0.3%
49d2684cbd464ee		20	0.3%
4af38353df164c5		20	0.3%
4b07af9a7bac483		20	0.3%
4b14fdfdc4154af5		20	0.3%
4dd40973252a4df		20	0.3%
4e6fd738620241a		20	0.3%
50a0e9476f3f494		20	0.3%
51986b54676d4e3		20	0.3%
527a88628b1c424		20	0.3%
5300060198c04c3		20	0.3%
53fa8063d7db498		20	0.3%
54d04063673a4a7		20	0.3%
559f5482d2fa4c7		20	0.3%
55b84b9565e6420		20	0.3%
56225232b30346c		20	0.3%
57061e3264f8499		20	0.3%
58cf916082f84b1		20	0.3%
58d95fc30734424		20	0.3%
59accfcd4d542a7		20	0.3%
5a30e64718014fc		20	0.3%
5b2bb8ba8da5434		20	0.3%
5b3c6ba74736462		20	0.3%
5c104965b505425		20	0.3%

File : CSEC3M

interview__id: Unique 32-character long identifier of the interview

Value	Label	Cases	Percentage
5c166c1642f340b		20	0.3%
5ed8795ec990433		20	0.3%
5f625ed846014f1		20	0.3%
5f9671150b6c4d8		20	0.3%
5f9c80627104486		20	0.3%
5fd0f31f330a49a7		20	0.3%
608bfd2bd5f8412		20	0.3%
61dc08d3c51a46b		20	0.3%
61e4b68c15e0457		20	0.3%
62af21468f5b4edl		20	0.3%
62f01c4bc6cf48c7		20	0.3%
63ef3bf75fef4be6		20	0.3%
645e8f52e0284da		20	0.3%
652892d80eef4dc		20	0.3%
6576b15a95a0431		20	0.3%
6596c2921b4f49f		20	0.3%
65e342045671412		20	0.3%
663e019dae8f42e		20	0.3%
664e98a3af9c465		20	0.3%
67ac1b9b59384c0		20	0.3%
67d77e0fbf754e2		20	0.3%
68984e8f107b4fc1		20	0.3%
68b87f690c5e4d4		20	0.3%
69fdbce170a3499		20	0.3%
6aac54099d5446c		20	0.3%
6be18dc7379a4d8		20	0.3%
6cb2e1bf1182402		20	0.3%
6d561d7e1bb34b0		20	0.3%
6d6546ea45a24cc		20	0.3%
6e7a08685b68404		20	0.3%
6ec8cecb648e4b6		20	0.3%
6fb3d5bdc87496		20	0.3%
712dd05dfdf54bc		20	0.3%
73b6584e55df47e		20	0.3%
73edb914e5ec4a6		20	0.3%
74879a94288749c		20	0.3%
75df2b5c7d6b492		20	0.3%
76a347dba3c945d		20	0.3%
77b63a2a3a5846c		20	0.3%
78b1f1144ce740d		20	0.3%
7934cfadf18a4020		20	0.3%
7a92a755edec4d6		20	0.3%
7af284e10f40460		20	0.3%

File : CSEC3M

interview__id: Unique 32-character long identifier of the interview

Value	Label	Cases	Percentage
7b71511069ca41c		20	0.3%
7b91ac7196d446f		20	0.3%
7ceaac984dc4433		20	0.3%
7f25311583624b7		20	0.3%
80c5e48699bc48b		20	0.3%
81def38cfed24edc		20	0.3%
81f2300746cc4b0		20	0.3%
824efbe20846431		20	0.3%
825a4d9c10674fb		20	0.3%
82e2ee46332f4f5c		20	0.3%
865a0a2dd0d442a		20	0.3%
87d1a29404f2409		20	0.3%
8b2193d437e6485		20	0.3%
8c60b24c5d69455		20	0.3%
8da56015c708420		20	0.3%
8ed0e75643204d2		20	0.3%
8f69cfcd9bea4a2a		20	0.3%
909b86e277fe480		20	0.3%
91e89e7118c041f		20	0.3%
92722375ee7a482		20	0.3%
93268921598f4e9		20	0.3%
942d21651db145e		20	0.3%
94a28a335ad8409		20	0.3%
94ae3c15a2df4270		20	0.3%
94d6a92de2aa418		20	0.3%
94e8fb8cab7846d		20	0.3%
977cf8b59c214cd		20	0.3%
9836e079cdd949e		20	0.3%
987cf3a3f3f04a53		20	0.3%
989fa310b635456		20	0.3%
98c92ebc81274b4		20	0.3%
98ff8b8f6835485f		20	0.3%
991ea35afb8c4a5f		20	0.3%
9ae38f33171f4fb8		20	0.3%
9b29a92d6753467		20	0.3%
9c42c15316c0441		20	0.3%
9c877a6abcc44e2		20	0.3%
9ecbe56df9f249d5		20	0.3%
9ef24898f0e04e6f		20	0.3%
a03a17e845b8444		20	0.3%
a0525377534b48f		20	0.3%
a221543631f5448		20	0.3%
a29bda3a56964ba		20	0.3%

File : CSEC3M

interview__id: Unique 32-character long identifier of the interview

Value	Label	Cases	Percentage
a3908ba3b92f4fe1		20	0.3%
a4729f20438e493		20	0.3%
a5e08a9b2416439		20	0.3%
a93651e6ad8d4de		20	0.3%
a9b092b3952f4ec		20	0.3%
aeefbdde40724ba		20	0.3%
b00970f7c1fd483		20	0.3%
b0b5ef4a81ee422		20	0.3%
b0cd107e76604c5		20	0.3%
b105a36a56b84f6		20	0.3%
b136b27d911942		20	0.3%
b137ae14a69249f		20	0.3%
b2e36352f5d9409		20	0.3%
b330812745fa4e7		20	0.3%
b341d8d4669945		20	0.3%
b4251f797f5f478		20	0.3%
b562c88957c5417		20	0.3%
b59699570a7a45a		20	0.3%
b60db776f7044c0		20	0.3%
b6beade8c2fb4ba		20	0.3%
b6c120c8e36f4d4		20	0.3%
b71b6b7c544e41f		20	0.3%
b92db033a86e4ab		20	0.3%
bad2132fae8a424		20	0.3%
bb6db2bb7e894ee		20	0.3%
bb91dac00ca941a		20	0.3%
bbb3f63e02a24e3		20	0.3%
bbd5aebfc1a54cfe		20	0.3%
bcc6e03bb2a5433		20	0.3%
bcf4623a365e435		20	0.3%
bfade52afbbe499		20	0.3%
bfc868c5c591428		20	0.3%
c015bae305344f9		20	0.3%
c14a86da4ace406		20	0.3%
c1a22955cf934b9		20	0.3%
c208d41946924e2		20	0.3%
c2a083238ac94fc		20	0.3%
c3356144806643		20	0.3%
c40d2554992447		20	0.3%
c5a985e708a7459		20	0.3%
c7bcab112852484		20	0.3%
c997c4379310457		20	0.3%
c9f3e3b01148416		20	0.3%

File : CSEC3M

interview__id: Unique 32-character long identifier of the interview

Value	Label	Cases	Percentage
ca4736d2f7a74a89		20	0.3%
caa6f80f888744d0		20	0.3%
cbe3a418c67c4371		20	0.3%
cc8047dc8a484aa0		20	0.3%
cd1474d77fac4211		20	0.3%
ce05dd69d60e43e1		20	0.3%
ce31748c847d40a1		20	0.3%
cedfce2c57e641d1		20	0.3%
d091d72bf34743f1		20	0.3%
d4b645c8dabe4a11		20	0.3%
d4e9ef0dc2b74bf1		20	0.3%
d56d66a6c7584c21		20	0.3%
d63a27ac1a6d4af1		20	0.3%
d63ba4eb8a1c4a01		20	0.3%
d6aa486f005240b1		20	0.3%
d7b1236aabb94f61		20	0.3%
d7df893335d04af1		20	0.3%
d84f5f9e3a694d31		20	0.3%
d8e480e0083545f1		20	0.3%
d983e831143f41a1		20	0.3%
da5e5ab5a00e4801		20	0.3%
da7a73e6a4654271		20	0.3%
db979bdcd2e148f1		20	0.3%
dc1776a9a0e14f41		20	0.3%
dda5335ce2054311		20	0.3%
df04ee2c0e3a4101		20	0.3%
dfbc222d61174261		20	0.3%
e106494d0ae84f21		20	0.3%
e23a30e088d14531		20	0.3%
e24222c61b9f4561		20	0.3%
e282714b05cb42f1		20	0.3%
e3166e34b04d4731		20	0.3%
e4d52a1c0a1148d1		20	0.3%
e4ddc650064a4c01		20	0.3%
e614b8ae67d44c81		20	0.3%
e61b5559a1b44041		20	0.3%
e6d0819875ec42e1		20	0.3%
e77d4f6292d24751		20	0.3%
e86a2ea031ca4f9c		20	0.3%
e8b86f9566254e71		20	0.3%
e90883e236674951		20	0.3%
e9acfec9f50e43a81		20	0.3%
e9e027640d2a4501		20	0.3%

File : CSEC3M

interview__id: Unique 32-character long identifier of the interview

Value	Label	Cases	Percentage	
e9ee6e0d15b54db		20		0.3%
eb8f3695097d4ec		20		0.3%
ebb0b322a786451		20		0.3%
ed628650c92d451		20		0.3%
ee245be814ce483		20		0.3%
ef0a2c1050d9446		20		0.3%
f11ff6935d374a37		20		0.3%
f2753e0a1ee1407f		20		0.3%
f310f9362b1e429f		20		0.3%
f4f37a3e35c44dc4		20		0.3%
f7c8666f68b2434f		20		0.3%
fa6d43e574104db		20		0.3%
fad0449bb4f0427f		20		0.3%
fbdb75a9b0ab4f6f		20		0.3%
fc8c4458e87f4d7f		20		0.3%
fd96d6f934ab457f		20		0.3%
fe36e5eff69c4cb2		20		0.3%
ff38ebd77e0b421f		20		0.3%
ffc83c8361694f8c		20		0.3%

Warning: these figures indicate the number of cases found in the data file. They cannot be interpreted as summary statistics of the population of interest.

initiative_id: Initiative (roster)

Information	[Type= discrete] [Format=numeric] [Range= 1-20] [Missing=*]
Statistics [NW/ W]	[Valid=6140 /-] [Invalid=0 /-]

Value	Label	Cases	Percentage	
1	Clearly written attendance policy	307		5.0%
2	Disciplinary action â€” stern warning	307		5.0%
3	Disciplinary action â€” dismissal/termination	307		5.0%
4	Increase in allowances	307		5.0%
5	Salary increment	307		5.0%
6	Provision of housing	307		5.0%
7	Provision of transport	307		5.0%
8	Introduction of daily attendance registers	307		5.0%
9	Improving the work environment through ICT	307		5.0%
10	Improving the work environment through Favorable policies an	307		5.0%
11	Close supervision	307		5.0%
12	More staff recruited	307		5.0%
13	Capacity built in leadership , Mgt, attendance control	307		5.0%
14	Flexible work schedule	307		5.0%
15	Inclusion of absenteeism rate on job performance appraisal	307		5.0%
16	Recognize staff with outstanding attendance record (employee	307		5.0%
17	Job enrichment/enlargement/rotation to reduce absenteeism	307		5.0%
18	Others, please specify	307		5.0%
19	Others please specify	307		5.0%

File : CSEC3M

initiative_id: Initiative (roster)

Value	Label	Cases	Percentage
20	Others please specify	307	5.0%

Warning: these figures indicate the number of cases found in the data file. They cannot be interpreted as summary statistics of the population of interest.

s3mq1: Is initiative being practiced?

Information	[Type= discrete] [Format=numeric] [Range= 1-2] [Missing=*]
Statistics [NW/ W]	[Valid=4920 /-] [Invalid=1220 /-]

Value	Label	Cases	Percentage
1	Yes	877	17.8%
2	No	4043	82.2%
Sysmiss		1220	

Warning: these figures indicate the number of cases found in the data file. They cannot be interpreted as summary statistics of the population of interest.

s3mq2: 2. Which control(s) is most effective

Information	[Type= discrete] [Format=numeric] [Range= 1-3] [Missing=*]
Statistics [NW/ W]	[Valid=689 /-] [Invalid=5451 /-]

Value	Label	Cases	Percentage
1	1st most effective	246	35.7%
2	2nd most effective	240	34.8%
3	3rd most effective	203	29.5%
Sysmiss		5451	

Warning: these figures indicate the number of cases found in the data file. They cannot be interpreted as summary statistics of the population of interest.

File : CSEC4A

Final_EA_code: Enumeration Area Unique identifier

Information [Type= discrete] [Format=character] [Missing=*]

Statistics [NW/ W] [Valid=307 /-] [Invalid=0 /-]

Value	Label	Cases	Percentage
101204020501		1	0.3%
102101040201		1	0.3%
102101080210		1	0.3%
102102020513		1	0.3%
102102050406		1	0.3%
102102060108		1	0.3%
102102080506		1	0.3%
102103010916		1	0.3%
102103041252		1	0.3%
102103050203		1	0.3%
102103050439		1	0.3%
102103060631		1	0.3%
102103080303		1	0.3%
102103120844		1	0.3%
102104010236		1	0.3%
102104020103		1	0.3%
102104020313		1	0.3%
102104081332		1	0.3%
102104163014		1	0.3%
102104190357		1	0.3%
102105010613		1	0.3%
102105030701		1	0.3%
102105040650		1	0.3%
102105100433		1	0.3%
102105130528		1	0.3%
102105150507		1	0.3%
103105050501		1	0.3%
103107020109		1	0.3%
104102040606		1	0.3%
104104030820		1	0.3%
104105040311		1	0.3%
104208040401		1	0.3%
105105020108		1	0.3%
106101010605		1	0.3%
106101090206		1	0.3%
106106060103		1	0.3%
107202060102		1	0.3%
107302030503		1	0.3%
107305070203		1	0.3%
107402030203		1	0.3%
107403060301		1	0.3%

File : CSEC4A

Final_EA_code: Enumeration Area Unique identifier

Value	Label	Cases	Percentage
108106030909		1	0.3%
108301010115		1	0.3%
108301050512		1	0.3%
110203060109		1	0.3%
110204010703		1	0.3%
110206030911		1	0.3%
110207040309		1	0.3%
110305010603		1	0.3%
110306010205		1	0.3%
111102010811		1	0.3%
111202040320		1	0.3%
111202061528		1	0.3%
112102030202		1	0.3%
112104021001		1	0.3%
112204030107		1	0.3%
113105040201		1	0.3%
113105050532		1	0.3%
113111020505		1	0.3%
113113020418		1	0.3%
113113060242		1	0.3%
113301010130		1	0.3%
113301050411		1	0.3%
113406060107		1	0.3%
113604010110		1	0.3%
115103020402		1	0.3%
115104030401		1	0.3%
115202070303		1	0.3%
115206030602		1	0.3%
115303040507		1	0.3%
115303050716		1	0.3%
116102050101		1	0.3%
117106050206		1	0.3%
117201050401		1	0.3%
117202080201		1	0.3%
117301041130		1	0.3%
117301041137		1	0.3%
117302030901		1	0.3%
117302060527		1	0.3%
118101041020		1	0.3%
119104030404		1	0.3%
120106010101		1	0.3%
122102060404		1	0.3%
122105020311		1	0.3%

File : CSEC4A

Final_EA_code: Enumeration Area Unique identifier

Value	Label	Cases	Percentage
122106021812		1	0.3%
123110030105		1	0.3%
124101050211		1	0.3%
124101050312		1	0.3%
124103021620		1	0.3%
124104040103		1	0.3%
124107010620		1	0.3%
124108021108		1	0.3%
125105010702		1	0.3%
201203010310		1	0.3%
201206020507		1	0.3%
201210090210		1	0.3%
202205030602		1	0.3%
203202030310		1	0.3%
203202040303		1	0.3%
203301010111		1	0.3%
204101030213		1	0.3%
204102040514		1	0.3%
204203010514		1	0.3%
204301010302		1	0.3%
204301020206		1	0.3%
204301030308		1	0.3%
204302051318		1	0.3%
205101020309		1	0.3%
205101030109		1	0.3%
205107030213		1	0.3%
207104010604		1	0.3%
208102140202		1	0.3%
208107130101		1	0.3%
208202080102		1	0.3%
209201010506		1	0.3%
210306040101		1	0.3%
210306040102		1	0.3%
211105030205		1	0.3%
211106070404		1	0.3%
211107030208		1	0.3%
212104030611		1	0.3%
212105040709		1	0.3%
212202010105		1	0.3%
212305020404		1	0.3%
214101040303		1	0.3%
214101060404		1	0.3%
214102020611		1	0.3%

File : CSEC4A

Final_EA_code: Enumeration Area Unique identifier

Value	Label	Cases	Percentage
214108010504		1	0.3%
214113010305		1	0.3%
214114030515		1	0.3%
215109020818		1	0.3%
215115020203		1	0.3%
215120020808		1	0.3%
216202030604		1	0.3%
218103021305		1	0.3%
218115040101		1	0.3%
219103120104		1	0.3%
219103170202		1	0.3%
221109020302		1	0.3%
221109050505		1	0.3%
222111021102		1	0.3%
223108100606		1	0.3%
223120020410		1	0.3%
223121010401		1	0.3%
223121030202		1	0.3%
223126011515		1	0.3%
223128010204		1	0.3%
223135040509		1	0.3%
224105051111		1	0.3%
225103041522		1	0.3%
225114032604		1	0.3%
226101010214		1	0.3%
226102050810		1	0.3%
226104040305		1	0.3%
226105051005		1	0.3%
228102030405		1	0.3%
229104021009		1	0.3%
230105010304		1	0.3%
230105040506		1	0.3%
230109050511		1	0.3%
232101040606		1	0.3%
232203040502		1	0.3%
302101021503		1	0.3%
302201050803		1	0.3%
302204050508		1	0.3%
302205050202		1	0.3%
302303070505		1	0.3%
303201020510		1	0.3%
303202060606		1	0.3%
303204050605		1	0.3%

File : CSEC4A

Final_EA_code: Enumeration Area Unique identifier

Value	Label	Cases	Percentage
303402040806		1	0.3%
303404010207		1	0.3%
303404030404		1	0.3%
303405070316		1	0.3%
303405071314		1	0.3%
303503041111		1	0.3%
303504020504		1	0.3%
304102010107		1	0.3%
304204020110		1	0.3%
304301040405		1	0.3%
306201010103		1	0.3%
306203010305		1	0.3%
306204010301		1	0.3%
306204020605		1	0.3%
307108020605		1	0.3%
307108030304		1	0.3%
307108030708		1	0.3%
307108030908		1	0.3%
307202030201		1	0.3%
308102060619		1	0.3%
309103050101		1	0.3%
309104050403		1	0.3%
309204060609		1	0.3%
310102021618		1	0.3%
310202030204		1	0.3%
310306030909		1	0.3%
310306040802		1	0.3%
310306041001		1	0.3%
311102010107		1	0.3%
311103020202		1	0.3%
311105051111		1	0.3%
311202010102		1	0.3%
312105020216		1	0.3%
313102050501		1	0.3%
313104010108		1	0.3%
314101030304		1	0.3%
314103040301		1	0.3%
314105010202		1	0.3%
315105030209		1	0.3%
317101010205		1	0.3%
317103020201		1	0.3%
317107051210		1	0.3%
318102020202		1	0.3%

File : CSEC4A

Final_EA_code: Enumeration Area Unique identifier

Value	Label	Cases	Percentage
318103020406		1	0.3%
318112010303		1	0.3%
318114020701		1	0.3%
318116050101		1	0.3%
319105080306		1	0.3%
319107020203		1	0.3%
319203030409		1	0.3%
320102020601		1	0.3%
320102040601		1	0.3%
320108080103		1	0.3%
321103040514		1	0.3%
321105050214		1	0.3%
321106010504		1	0.3%
321107061709		1	0.3%
322108020610		1	0.3%
322111041206		1	0.3%
323104030201		1	0.3%
323106040915		1	0.3%
323108030411		1	0.3%
324101011403		1	0.3%
324104010503		1	0.3%
325101020514		1	0.3%
325103060113		1	0.3%
325103060210		1	0.3%
325107010301		1	0.3%
327103030510		1	0.3%
327106020513		1	0.3%
329106020616		1	0.3%
330107010101		1	0.3%
330110010403		1	0.3%
402208050714		1	0.3%
402210030714		1	0.3%
403101020501		1	0.3%
403105050205		1	0.3%
403201020515		1	0.3%
403301030215		1	0.3%
404102030405		1	0.3%
404207040904		1	0.3%
404403030304		1	0.3%
405104020509		1	0.3%
405203030403		1	0.3%
405211011114		1	0.3%
405301040904		1	0.3%

File : CSEC4A

Final_EA_code: Enumeration Area Unique identifier

Value	Label	Cases	Percentage
405302030405		1	0.3%
406108040102		1	0.3%
406201020310		1	0.3%
406210060603		1	0.3%
406212010207		1	0.3%
406303070608		1	0.3%
407106021906		1	0.3%
408102011215		1	0.3%
408112020621		1	0.3%
408113040517		1	0.3%
409101040104		1	0.3%
409203050902		1	0.3%
409301030405		1	0.3%
410101040507		1	0.3%
410201010654		1	0.3%
410201010733		1	0.3%
410303060103		1	0.3%
411203020101		1	0.3%
411302020404		1	0.3%
411402020404		1	0.3%
411403030809		1	0.3%
412103070506		1	0.3%
412201070408		1	0.3%
412203040507		1	0.3%
414116010603		1	0.3%
415105020404		1	0.3%
415106081213		1	0.3%
415110040403		1	0.3%
415114070301		1	0.3%
415115040706		1	0.3%
417102010602		1	0.3%
417103010710		1	0.3%
417107030404		1	0.3%
417109040205		1	0.3%
417201010905		1	0.3%
417202010210		1	0.3%
418104030103		1	0.3%
418201020305		1	0.3%
418202010203		1	0.3%
418209070214		1	0.3%
419204020202		1	0.3%
420107040304		1	0.3%
420108030901		1	0.3%

File : CSEC4A

Final_EA_code: Enumeration Area Unique identifier

Value	Label	Cases	Percentage
422102010506		1	0.3%
422107010808		1	0.3%
423110010602		1	0.3%
424105020201		1	0.3%
426202040101		1	0.3%
427202040214		1	0.3%
428111030515		1	0.3%
432205040203		1	0.3%

Warning: these figures indicate the number of cases found in the data file. They cannot be interpreted as summary statistics of the population of interest.

interview__id: Unique 32-character long identifier of the interview

Information	[Type= discrete] [Format=character] [Missing=*]
Statistics [NW/ W]	[Valid=307 /-] [Invalid=0 /-]

Value	Label	Cases	Percentage
05a0fe0e9f714c0t		1	0.3%
05f078de3c20400		1	0.3%
07ae8f7297234ae		1	0.3%
0878b9ca320646c		1	0.3%
098b64d5f62d444		1	0.3%
09bfa283100c462		1	0.3%
0aee3535b7234e0		1	0.3%
0b08b47250b441c		1	0.3%
0c7be6801de643e		1	0.3%
0d07cf9a197b4ea		1	0.3%
0d35d167e05a48c		1	0.3%
0e0a6e4e61be4e8		1	0.3%
0f26d7f7b06f4b9		1	0.3%
103ae2d40d654ba		1	0.3%
104d7f9eb5cc429		1	0.3%
1058921f8e3e471		1	0.3%
10e47f214cb7482		1	0.3%
1124288a21f7429		1	0.3%
11324295e37b4bc		1	0.3%
120745e30ae2426		1	0.3%
14b0a6db23fb42a		1	0.3%
14c013df40e448d		1	0.3%
1559b44962074f1		1	0.3%
15d825f70832453		1	0.3%
15daaf897d21429		1	0.3%
165176d72b6e412		1	0.3%
179be7cbf9884e0		1	0.3%
17ad285d62d7495		1	0.3%
18cad48cbad4438		1	0.3%
19e17412e1bb43c		1	0.3%

File : CSEC4A

interview__id: Unique 32-character long identifier of the interview

Value	Label	Cases	Percentage
1a7113db20214df		1	0.3%
1abf78b9247749b		1	0.3%
1b8cc2c21714481		1	0.3%
1d1c39bd455d40e		1	0.3%
1eb5ffb1eeb14468		1	0.3%
1f82d12a97c5472		1	0.3%
1f9751e8115d473		1	0.3%
20b3dc70a2ef47ff		1	0.3%
22079ff2853f489c		1	0.3%
22305ac5a3e1460		1	0.3%
2298e1b9396042c		1	0.3%
23f6bb268b504e5		1	0.3%
24dff56428de471e		1	0.3%
2687e3cb2fe0474		1	0.3%
26be7462ce5e43d		1	0.3%
26eef9075b7349a		1	0.3%
26f0c6653b8b4c1		1	0.3%
293ecee7a80a482		1	0.3%
29cc9b2639524c4		1	0.3%
2b8544e9cb7347f		1	0.3%
2bc65237da7d4f7		1	0.3%
2bea2c4985dd4f4		1	0.3%
2c2b89bb4ed2475		1	0.3%
2c4950efbc4f485c		1	0.3%
2c5000cc7fa54dbb		1	0.3%
2c7dff734efc4ccb		1	0.3%
2c8f787219df44a8		1	0.3%
2d21136097a4458		1	0.3%
2f0258e282264dd		1	0.3%
2f3dadda9c4d49b		1	0.3%
303f41c72565478		1	0.3%
30b9d5e1f9fe43dc		1	0.3%
30fa92d582c34ff8		1	0.3%
312a435313e240e		1	0.3%
31a3f66b5452449		1	0.3%
32bb43e6ccef4255		1	0.3%
333db34cb097445		1	0.3%
34533291de9b4e3		1	0.3%
349edf6fc6cb49dc		1	0.3%
34efbcd896549f7		1	0.3%
362ff1525f0b427c		1	0.3%
369a2e686b0641f		1	0.3%
37c7d386630e44f		1	0.3%

File : CSEC4A

interview__id: Unique 32-character long identifier of the interview

Value	Label	Cases	Percentage
391f45ad2d3548e		1	0.3%
39627200a32c462		1	0.3%
39e38a8716404f4		1	0.3%
3a542ba2ee9a46d		1	0.3%
3ac09195350c451		1	0.3%
3b3c7af2481243f		1	0.3%
3ce08aeb981a41a		1	0.3%
3cf0a1fa46ae4682		1	0.3%
3d61703566614f4		1	0.3%
3f41cdc7f4484a90		1	0.3%
40927a9f8da44e0		1	0.3%
41d507da42f24fa		1	0.3%
44c8e8b546fa4e9		1	0.3%
4582b29c263744c		1	0.3%
45e2495043be477		1	0.3%
468987393fd4448		1	0.3%
46bc8364e56f4e2		1	0.3%
481f3d44d4074b5		1	0.3%
49123f99dd9b486		1	0.3%
4936d20fd0be487		1	0.3%
49d2684cbd464ee		1	0.3%
4af38353df164c5		1	0.3%
4b07af9a7bac483		1	0.3%
4b14fdfdc4154af5		1	0.3%
4dd40973252a4df		1	0.3%
4e6fd738620241a		1	0.3%
50a0e9476f3f494		1	0.3%
51986b54676d4e3		1	0.3%
527a88628b1c424		1	0.3%
5300060198c04c3		1	0.3%
53fa8063d7db498		1	0.3%
54d04063673a4a7		1	0.3%
559f5482d2fa4c7		1	0.3%
55b84b9565e6420		1	0.3%
56225232b30346		1	0.3%
57061e3264f8499		1	0.3%
58cf916082f84b1		1	0.3%
58d95fc30734424		1	0.3%
59accfcd4d542a7		1	0.3%
5a30e64718014fc		1	0.3%
5b2bb8ba8da5434		1	0.3%
5b3c6ba74736462		1	0.3%
5c104965b505425		1	0.3%

File : CSEC4A

interview__id: Unique 32-character long identifier of the interview

Value	Label	Cases	Percentage
5c166c1642f340b		1	0.3%
5ed8795ec990433		1	0.3%
5f625ed846014f1		1	0.3%
5f9671150b6c4d8		1	0.3%
5f9c80627104486		1	0.3%
5fd0f31f330a49a7		1	0.3%
608bfd2bd5f8412		1	0.3%
61dc08d3c51a46b		1	0.3%
61e4b68c15e0457		1	0.3%
62af21468f5b4edl		1	0.3%
62f01c4bc6cf48c7		1	0.3%
63ef3bf75fef4be6		1	0.3%
645e8f52e0284da		1	0.3%
652892d80eef4dc		1	0.3%
6576b15a95a0431		1	0.3%
6596c2921b4f49f		1	0.3%
65e342045671412		1	0.3%
663e019dae8f42e		1	0.3%
664e98a3af9c465		1	0.3%
67ac1b9b59384c0		1	0.3%
67d77e0fbf754e2		1	0.3%
68984e8f107b4fc1		1	0.3%
68b87f690c5e4d4		1	0.3%
69fdbce170a3499		1	0.3%
6aac54099d5446c		1	0.3%
6be18dc7379a4d8		1	0.3%
6cb2e1bf1182402		1	0.3%
6d561d7e1bb34b0		1	0.3%
6d6546ea45a24cc		1	0.3%
6e7a08685b68404		1	0.3%
6ec8cecb648e4b6		1	0.3%
6fb3d5bdc87496		1	0.3%
712dd05dfdf54bc		1	0.3%
73b6584e55df47e		1	0.3%
73edb914e5ec4a6		1	0.3%
74879a94288749c		1	0.3%
75df2b5c7d6b492		1	0.3%
76a347dba3c945d		1	0.3%
77b63a2a3a5846c		1	0.3%
78b1f1144ce740d		1	0.3%
7934cfadf18a4020		1	0.3%
7a92a755edec4d6		1	0.3%
7af284e10f40460		1	0.3%

File : CSEC4A

interview__id: Unique 32-character long identifier of the interview

Value	Label	Cases	Percentage
7b71511069ca41c		1	0.3%
7b91ac7196d446f		1	0.3%
7ceaac984dc4433		1	0.3%
7f25311583624b7		1	0.3%
80c5e48699bc48b		1	0.3%
81def38cfed24edc		1	0.3%
81f2300746cc4b0		1	0.3%
824efbe20846431		1	0.3%
825a4d9c10674fb		1	0.3%
82e2ee46332f4f5c		1	0.3%
865a0a2dd0d442a		1	0.3%
87d1a29404f2409		1	0.3%
8b2193d437e6485		1	0.3%
8c60b24c5d69455		1	0.3%
8da56015c708420		1	0.3%
8ed0e75643204d2		1	0.3%
8f69cfcd9bea4a2a		1	0.3%
909b86e277fe480		1	0.3%
91e89e7118c041f		1	0.3%
92722375ee7a482		1	0.3%
93268921598f4e9		1	0.3%
942d21651db145e		1	0.3%
94a28a335ad8409		1	0.3%
94ae3c15a2df4270		1	0.3%
94d6a92de2aa418		1	0.3%
94e8fb8cab7846d		1	0.3%
977cf8b59c214cd		1	0.3%
9836e079cdd949e		1	0.3%
987cf3a3f3f04a53		1	0.3%
989fa310b635456		1	0.3%
98c92ebc81274b4		1	0.3%
98ff8b8f6835485f		1	0.3%
991ea35afb8c4a5b		1	0.3%
9ae38f33171f4fb8		1	0.3%
9b29a92d6753467		1	0.3%
9c42c15316c0441		1	0.3%
9c877a6abcc44e2		1	0.3%
9ecbe56df9f249d5		1	0.3%
9ef24898f0e04e6f		1	0.3%
a03a17e845b8444		1	0.3%
a0525377534b48f		1	0.3%
a221543631f5448		1	0.3%
a29bda3a56964ba		1	0.3%

File : CSEC4A

interview__id: Unique 32-character long identifier of the interview

Value	Label	Cases	Percentage
a3908ba3b92f4fe1		1	0.3%
a4729f20438e493		1	0.3%
a5e08a9b2416439		1	0.3%
a93651e6ad8d4de		1	0.3%
a9b092b3952f4ec		1	0.3%
aeefbdde40724ba		1	0.3%
b00970f7c1fd483		1	0.3%
b0b5ef4a81ee422		1	0.3%
b0cd107e76604c5		1	0.3%
b105a36a56b84f6		1	0.3%
b136b27d911942		1	0.3%
b137ae14a69249f		1	0.3%
b2e36352f5d9409		1	0.3%
b330812745fa4e7		1	0.3%
b341d8d4669945		1	0.3%
b4251f797f5f478		1	0.3%
b562c88957c5417		1	0.3%
b59699570a7a45a		1	0.3%
b60db776f7044c0		1	0.3%
b6beade8c2fb4ba		1	0.3%
b6c120c8e36f4d4		1	0.3%
b71b6b7c544e41f		1	0.3%
b92db033a86e4ab		1	0.3%
bad2132fae8a424		1	0.3%
bb6db2bb7e894ee		1	0.3%
bb91dac00ca941a		1	0.3%
bbb3f63e02a24e3		1	0.3%
bbd5aebfc1a54cfe		1	0.3%
bcc6e03bb2a5433		1	0.3%
bcf4623a365e435		1	0.3%
bfade52afbbe499		1	0.3%
bfc868c5c591428		1	0.3%
c015bae305344f9		1	0.3%
c14a86da4ace406		1	0.3%
c1a22955cf934b9		1	0.3%
c208d41946924e2		1	0.3%
c2a083238ac94fc		1	0.3%
c3356144806643		1	0.3%
c40d2554992447		1	0.3%
c5a985e708a7459		1	0.3%
c7bcab112852484		1	0.3%
c997c4379310457		1	0.3%
c9f3e3b01148416		1	0.3%

File : CSEC4A

interview__id: Unique 32-character long identifier of the interview

Value	Label	Cases	Percentage
ca4736d2f7a74a89		1	0.3%
caa6f80f888744d0		1	0.3%
cbe3a418c67c437		1	0.3%
cc8047dc8a484aa		1	0.3%
cd1474d77fac421		1	0.3%
ce05dd69d60e43e		1	0.3%
ce31748c847d40a		1	0.3%
cedfce2c57e641d1		1	0.3%
d091d72bf34743f		1	0.3%
d4b645c8dabe4a1		1	0.3%
d4e9ef0dc2b74bf2		1	0.3%
d56d66a6c7584c2		1	0.3%
d63a27ac1a6d4af3		1	0.3%
d63ba4eb8a1c4a0		1	0.3%
d6aa486f005240b		1	0.3%
d7b1236aabb94f6		1	0.3%
d7df893335d04af		1	0.3%
d84f5f9e3a694d3c		1	0.3%
d8e480e0083545f		1	0.3%
d983e831143f41a		1	0.3%
da5e5ab5a00e480		1	0.3%
da7a73e6a465427		1	0.3%
db979bdcd2e148f		1	0.3%
dc1776a9a0e14f4		1	0.3%
dda5335ce205431		1	0.3%
df04ee2c0e3a4107		1	0.3%
dfbc222d6117426		1	0.3%
e106494d0ae84f2		1	0.3%
e23a30e088d1453		1	0.3%
e24222c61b9f456		1	0.3%
e282714b05cb42t		1	0.3%
e3166e34b04d473		1	0.3%
e4d52a1c0a1148d		1	0.3%
e4ddc650064a4c0		1	0.3%
e614b8ae67d44c8		1	0.3%
e61b5559a1b4404		1	0.3%
e6d0819875ec42e		1	0.3%
e77d4f6292d2475		1	0.3%
e86a2ea031ca4f9c		1	0.3%
e8b86f9566254e7		1	0.3%
e90883e23667495		1	0.3%
e9acfec9f50e43a8		1	0.3%
e9e027640d2a450		1	0.3%

File : CSEC4A

interview__id: Unique 32-character long identifier of the interview

Value	Label	Cases	Percentage
e9ee6e0d15b54db		1	0.3%
eb8f3695097d4ec		1	0.3%
ebb0b322a786451		1	0.3%
ed628650c92d451		1	0.3%
ee245be814ce483		1	0.3%
ef0a2c1050d9446		1	0.3%
f11ff6935d374a37		1	0.3%
f2753e0a1ee1407a		1	0.3%
f310f9362b1e429.		1	0.3%
f4f37a3e35c44dc4		1	0.3%
f7c8666f68b2434a		1	0.3%
fa6d43e574104db		1	0.3%
fad0449bb4f0427.		1	0.3%
fbdb75a9b0ab4f6.		1	0.3%
fc8c4458e87f4d78		1	0.3%
fd96d6f934ab457.		1	0.3%
fe36e5eff69c4cb2		1	0.3%
ff38ebd77e0b421.		1	0.3%
ffc83c8361694f8c		1	0.3%

Warning: these figures indicate the number of cases found in the data file. They cannot be interpreted as summary statistics of the population of interest.

s4aq08: 8. Do you work during the night in this health facility?

Information	[Type= discrete] [Format=numeric] [Range= 1-2] [Missing=*]
Statistics [NW/ W]	[Valid=230 /-] [Invalid=77 /-]

Value	Label	Cases	Percentage
1	Yes	155	67.4%
2	No	75	32.6%
Sysmiss		77	

Warning: these figures indicate the number of cases found in the data file. They cannot be interpreted as summary statistics of the population of interest.

s4aq09: 9. Why not?

Information	[Type= discrete] [Format=numeric] [Range= 1-96] [Missing=*]
Statistics [NW/ W]	[Valid=75 /-] [Invalid=232 /-]

Value	Label	Cases	Percentage
1	No night services provided by facility	49	65.3%
2	Live far away	5	6.7%
3	Insecurity in the night	1	1.3%
96	Others	20	26.7%
Sysmiss		232	

Warning: these figures indicate the number of cases found in the data file. They cannot be interpreted as summary statistics of the population of interest.

s4aq10: 10. Did you work during the night yesterday?

Information	[Type= discrete] [Format=numeric] [Range= 1-2] [Missing=*]
Statistics [NW/ W]	[Valid=155 /-] [Invalid=152 /-]

File : CSEC4A

s4aq10: 10. Did you work during the night yesterday?

Value	Label	Cases	Percentage
1	Yes	40	<div><div></div></div> 25.8%
2	No	115	<div><div></div></div> 74.2%
Sysmiss		152	

Warning: these figures indicate the number of cases found in the data file. They cannot be interpreted as summary statistics of the population of interest.

s4aq11: 11. For how long? HOURS

Information	[Type= discrete] [Format=numeric] [Range= 1-12] [Missing=*]
Statistics [NW/ W]	[Valid=40 /-] [Invalid=267 /-] [Mean=6.275 /-] [StdDev=3.434 /-]

Value	Label	Cases	Percentage
1		1	<div><div></div></div> 2.5%
2		5	<div><div></div></div> 12.5%
3		1	<div><div></div></div> 2.5%
4		7	<div><div></div></div> 17.5%
5		4	<div><div></div></div> 10.0%
6		11	<div><div></div></div> 27.5%
8		1	<div><div></div></div> 2.5%
9		1	<div><div></div></div> 2.5%
10		1	<div><div></div></div> 2.5%
12		8	<div><div></div></div> 20.0%
Sysmiss		267	

Warning: these figures indicate the number of cases found in the data file. They cannot be interpreted as summary statistics of the population of interest.

s4aq12: 12. Were you on call or night duty?

Information	[Type= discrete] [Format=numeric] [Range= 1-2] [Missing=*]
Statistics [NW/ W]	[Valid=40 /-] [Invalid=267 /-]

Value	Label	Cases	Percentage
1	Yes	34	<div><div></div></div> 85.0%
2	No	6	<div><div></div></div> 15.0%
Sysmiss		267	

Warning: these figures indicate the number of cases found in the data file. They cannot be interpreted as summary statistics of the population of interest.

s4aq13: 13. Why did you work?

Information	[Type= discrete] [Format=numeric] [Range= 1-96] [Missing=*]
Statistics [NW/ W]	[Valid=6 /-] [Invalid=301 /-]

Value	Label	Cases	Percentage
1	Too few staff	0	
2	Patient came at night	3	<div><div></div></div> 50.0%
3	Was only one around	1	<div><div></div></div> 16.7%
4	Live near health facility	1	<div><div></div></div> 16.7%
96	Others	1	<div><div></div></div> 16.7%
Sysmiss		301	

Warning: these figures indicate the number of cases found in the data file. They cannot be interpreted as summary statistics of the population of interest.









s4aq14: 14. How many times do you work at night in the last 7 days? (DAYS)

Information	[Type= discrete] [Format=numeric] [Range= 0-7] [Missing=*]
--------------------	--

File : CSEC4A

s4aq14: 14. How many times do you work at night in the last 7 days? (DAYS)

Statistics [NW/ W] [Valid=155 /-] [Invalid=152 /-] [Mean=2.052 /-] [StdDev=2.324 /-]

Value	Label	Cases	Percentage
0		60	 38.7%
1		20	 12.9%
2		23	 14.8%
3		21	 13.5%
4		2	 1.3%
5		8	 5.2%
6		6	 3.9%
7		15	 9.7%
Sysmiss		152	

Warning: these figures indicate the number of cases found in the data file. They cannot be interpreted as summary statistics of the population of interest.

File : CSEC4B

Final_EA_code: Enumeration Area Unique identifier

Information [Type= discrete] [Format=character] [Missing=*]

Statistics [NW/ W] [Valid=307 /-] [Invalid=0 /-]

Value	Label	Cases	Percentage
101204020501		1	0.3%
102101040201		1	0.3%
102101080210		1	0.3%
102102020513		1	0.3%
102102050406		1	0.3%
102102060108		1	0.3%
102102080506		1	0.3%
102103010916		1	0.3%
102103041252		1	0.3%
102103050203		1	0.3%
102103050439		1	0.3%
102103060631		1	0.3%
102103080303		1	0.3%
102103120844		1	0.3%
102104010236		1	0.3%
102104020103		1	0.3%
102104020313		1	0.3%
102104081332		1	0.3%
102104163014		1	0.3%
102104190357		1	0.3%
102105010613		1	0.3%
102105030701		1	0.3%
102105040650		1	0.3%
102105100433		1	0.3%
102105130528		1	0.3%
102105150507		1	0.3%
103105050501		1	0.3%
103107020109		1	0.3%
104102040606		1	0.3%
104104030820		1	0.3%
104105040311		1	0.3%
104208040401		1	0.3%
105105020108		1	0.3%
106101010605		1	0.3%
106101090206		1	0.3%
106106060103		1	0.3%
107202060102		1	0.3%
107302030503		1	0.3%
107305070203		1	0.3%
107402030203		1	0.3%
107403060301		1	0.3%

File : CSEC4B

Final_EA_code: Enumeration Area Unique identifier

Value	Label	Cases	Percentage
108106030909		1	0.3%
108301010115		1	0.3%
108301050512		1	0.3%
110203060109		1	0.3%
110204010703		1	0.3%
110206030911		1	0.3%
110207040309		1	0.3%
110305010603		1	0.3%
110306010205		1	0.3%
111102010811		1	0.3%
111202040320		1	0.3%
111202061528		1	0.3%
112102030202		1	0.3%
112104021001		1	0.3%
112204030107		1	0.3%
113105040201		1	0.3%
113105050532		1	0.3%
113111020505		1	0.3%
113113020418		1	0.3%
113113060242		1	0.3%
113301010130		1	0.3%
113301050411		1	0.3%
113406060107		1	0.3%
113604010110		1	0.3%
115103020402		1	0.3%
115104030401		1	0.3%
115202070303		1	0.3%
115206030602		1	0.3%
115303040507		1	0.3%
115303050716		1	0.3%
116102050101		1	0.3%
117106050206		1	0.3%
117201050401		1	0.3%
117202080201		1	0.3%
117301041130		1	0.3%
117301041137		1	0.3%
117302030901		1	0.3%
117302060527		1	0.3%
118101041020		1	0.3%
119104030404		1	0.3%
120106010101		1	0.3%
122102060404		1	0.3%
122105020311		1	0.3%

File : CSEC4B

Final_EA_code: Enumeration Area Unique identifier

Value	Label	Cases	Percentage
122106021812		1	0.3%
123110030105		1	0.3%
124101050211		1	0.3%
124101050312		1	0.3%
124103021620		1	0.3%
124104040103		1	0.3%
124107010620		1	0.3%
124108021108		1	0.3%
125105010702		1	0.3%
201203010310		1	0.3%
201206020507		1	0.3%
201210090210		1	0.3%
202205030602		1	0.3%
203202030310		1	0.3%
203202040303		1	0.3%
203301010111		1	0.3%
204101030213		1	0.3%
204102040514		1	0.3%
204203010514		1	0.3%
204301010302		1	0.3%
204301020206		1	0.3%
204301030308		1	0.3%
204302051318		1	0.3%
205101020309		1	0.3%
205101030109		1	0.3%
205107030213		1	0.3%
207104010604		1	0.3%
208102140202		1	0.3%
208107130101		1	0.3%
208202080102		1	0.3%
209201010506		1	0.3%
210306040101		1	0.3%
210306040102		1	0.3%
211105030205		1	0.3%
211106070404		1	0.3%
211107030208		1	0.3%
212104030611		1	0.3%
212105040709		1	0.3%
212202010105		1	0.3%
212305020404		1	0.3%
214101040303		1	0.3%
214101060404		1	0.3%
214102020611		1	0.3%

File : CSEC4B

Final_EA_code: Enumeration Area Unique identifier

Value	Label	Cases	Percentage
214108010504		1	0.3%
214113010305		1	0.3%
214114030515		1	0.3%
215109020818		1	0.3%
215115020203		1	0.3%
215120020808		1	0.3%
216202030604		1	0.3%
218103021305		1	0.3%
218115040101		1	0.3%
219103120104		1	0.3%
219103170202		1	0.3%
221109020302		1	0.3%
221109050505		1	0.3%
222111021102		1	0.3%
223108100606		1	0.3%
223120020410		1	0.3%
223121010401		1	0.3%
223121030202		1	0.3%
223126011515		1	0.3%
223128010204		1	0.3%
223135040509		1	0.3%
224105051111		1	0.3%
225103041522		1	0.3%
225114032604		1	0.3%
226101010214		1	0.3%
226102050810		1	0.3%
226104040305		1	0.3%
226105051005		1	0.3%
228102030405		1	0.3%
229104021009		1	0.3%
230105010304		1	0.3%
230105040506		1	0.3%
230109050511		1	0.3%
232101040606		1	0.3%
232203040502		1	0.3%
302101021503		1	0.3%
302201050803		1	0.3%
302204050508		1	0.3%
302205050202		1	0.3%
302303070505		1	0.3%
303201020510		1	0.3%
303202060606		1	0.3%
303204050605		1	0.3%

File : CSEC4B

Final_EA_code: Enumeration Area Unique identifier

Value	Label	Cases	Percentage
303402040806		1	0.3%
303404010207		1	0.3%
303404030404		1	0.3%
303405070316		1	0.3%
303405071314		1	0.3%
303503041111		1	0.3%
303504020504		1	0.3%
304102010107		1	0.3%
304204020110		1	0.3%
304301040405		1	0.3%
306201010103		1	0.3%
306203010305		1	0.3%
306204010301		1	0.3%
306204020605		1	0.3%
307108020605		1	0.3%
307108030304		1	0.3%
307108030708		1	0.3%
307108030908		1	0.3%
307202030201		1	0.3%
308102060619		1	0.3%
309103050101		1	0.3%
309104050403		1	0.3%
309204060609		1	0.3%
310102021618		1	0.3%
310202030204		1	0.3%
310306030909		1	0.3%
310306040802		1	0.3%
310306041001		1	0.3%
311102010107		1	0.3%
311103020202		1	0.3%
311105051111		1	0.3%
311202010102		1	0.3%
312105020216		1	0.3%
313102050501		1	0.3%
313104010108		1	0.3%
314101030304		1	0.3%
314103040301		1	0.3%
314105010202		1	0.3%
315105030209		1	0.3%
317101010205		1	0.3%
317103020201		1	0.3%
317107051210		1	0.3%
318102020202		1	0.3%

File : CSEC4B

Final_EA_code: Enumeration Area Unique identifier

Value	Label	Cases	Percentage
318103020406		1	0.3%
318112010303		1	0.3%
318114020701		1	0.3%
318116050101		1	0.3%
319105080306		1	0.3%
319107020203		1	0.3%
319203030409		1	0.3%
320102020601		1	0.3%
320102040601		1	0.3%
320108080103		1	0.3%
321103040514		1	0.3%
321105050214		1	0.3%
321106010504		1	0.3%
321107061709		1	0.3%
322108020610		1	0.3%
322111041206		1	0.3%
323104030201		1	0.3%
323106040915		1	0.3%
323108030411		1	0.3%
324101011403		1	0.3%
324104010503		1	0.3%
325101020514		1	0.3%
325103060113		1	0.3%
325103060210		1	0.3%
325107010301		1	0.3%
327103030510		1	0.3%
327106020513		1	0.3%
329106020616		1	0.3%
330107010101		1	0.3%
330110010403		1	0.3%
402208050714		1	0.3%
402210030714		1	0.3%
403101020501		1	0.3%
403105050205		1	0.3%
403201020515		1	0.3%
403301030215		1	0.3%
404102030405		1	0.3%
404207040904		1	0.3%
404403030304		1	0.3%
405104020509		1	0.3%
405203030403		1	0.3%
405211011114		1	0.3%
405301040904		1	0.3%

File : CSEC4B

Final_EA_code: Enumeration Area Unique identifier

Value	Label	Cases	Percentage
405302030405		1	0.3%
406108040102		1	0.3%
406201020310		1	0.3%
406210060603		1	0.3%
406212010207		1	0.3%
406303070608		1	0.3%
407106021906		1	0.3%
408102011215		1	0.3%
408112020621		1	0.3%
408113040517		1	0.3%
409101040104		1	0.3%
409203050902		1	0.3%
409301030405		1	0.3%
410101040507		1	0.3%
410201010654		1	0.3%
410201010733		1	0.3%
410303060103		1	0.3%
411203020101		1	0.3%
411302020404		1	0.3%
411402020404		1	0.3%
411403030809		1	0.3%
412103070506		1	0.3%
412201070408		1	0.3%
412203040507		1	0.3%
414116010603		1	0.3%
415105020404		1	0.3%
415106081213		1	0.3%
415110040403		1	0.3%
415114070301		1	0.3%
415115040706		1	0.3%
417102010602		1	0.3%
417103010710		1	0.3%
417107030404		1	0.3%
417109040205		1	0.3%
417201010905		1	0.3%
417202010210		1	0.3%
418104030103		1	0.3%
418201020305		1	0.3%
418202010203		1	0.3%
418209070214		1	0.3%
419204020202		1	0.3%
420107040304		1	0.3%
420108030901		1	0.3%

File : CSEC4B

Final_EA_code: Enumeration Area Unique identifier

Value	Label	Cases	Percentage
422102010506		1	0.3%
422107010808		1	0.3%
423110010602		1	0.3%
424105020201		1	0.3%
426202040101		1	0.3%
427202040214		1	0.3%
428111030515		1	0.3%
432205040203		1	0.3%

Warning: these figures indicate the number of cases found in the data file. They cannot be interpreted as summary statistics of the population of interest.

interview__id: Unique 32-character long identifier of the interview

Information	[Type= discrete] [Format=character] [Missing=*]
Statistics [NW/ W]	[Valid=307 /-] [Invalid=0 /-]

Value	Label	Cases	Percentage
05a0fe0e9f714c0t		1	0.3%
05f078de3c20400		1	0.3%
07ae8f7297234ae		1	0.3%
0878b9ca320646c		1	0.3%
098b64d5f62d444		1	0.3%
09bfa283100c462		1	0.3%
0aee3535b7234e0		1	0.3%
0b08b47250b441c		1	0.3%
0c7be6801de643e		1	0.3%
0d07cf9a197b4ea		1	0.3%
0d35d167e05a48c		1	0.3%
0e0a6e4e61be4e8		1	0.3%
0f26d7f7b06f4b9		1	0.3%
103ae2d40d654ba		1	0.3%
104d7f9eb5cc429		1	0.3%
1058921f8e3e471		1	0.3%
10e47f214cb7482		1	0.3%
1124288a21f7429		1	0.3%
11324295e37b4bc		1	0.3%
120745e30ae2426		1	0.3%
14b0a6db23fb42a		1	0.3%
14c013df40e448d		1	0.3%
1559b44962074f1		1	0.3%
15d825f70832453		1	0.3%
15daaf897d21429		1	0.3%
165176d72b6e412		1	0.3%
179be7cbf9884e0		1	0.3%
17ad285d62d7495		1	0.3%
18cad48cbad4438		1	0.3%
19e17412e1bb43c		1	0.3%

File : CSEC4B

interview__id: Unique 32-character long identifier of the interview

Value	Label	Cases	Percentage
1a7113db20214df		1	0.3%
1abf78b9247749b		1	0.3%
1b8cc2c21714481		1	0.3%
1d1c39bd455d40e		1	0.3%
1eb5ffb1eeb14468		1	0.3%
1f82d12a97c5472		1	0.3%
1f9751e8115d473		1	0.3%
20b3dc70a2ef47ff		1	0.3%
22079ff2853f489c		1	0.3%
22305ac5a3e1460		1	0.3%
2298e1b9396042c		1	0.3%
23f6bb268b504e5		1	0.3%
24dff56428de471e		1	0.3%
2687e3cb2fe0474		1	0.3%
26be7462ce5e43d		1	0.3%
26eef9075b7349a		1	0.3%
26f0c6653b8b4c1		1	0.3%
293ecee7a80a482		1	0.3%
29cc9b2639524c4		1	0.3%
2b8544e9cb7347f		1	0.3%
2bc65237da7d4f7		1	0.3%
2bea2c4985dd4f4		1	0.3%
2c2b89bb4ed2475		1	0.3%
2c4950efbc4f485c		1	0.3%
2c5000cc7fa54dbb		1	0.3%
2c7dff734efc4ccb		1	0.3%
2c8f787219df44a8		1	0.3%
2d21136097a4458		1	0.3%
2f0258e282264dd		1	0.3%
2f3dadda9c4d49b		1	0.3%
303f41c72565478		1	0.3%
30b9d5e1f9fe43dc		1	0.3%
30fa92d582c34ff8		1	0.3%
312a435313e240e		1	0.3%
31a3f66b5452449		1	0.3%
32bb43e6ccef4255		1	0.3%
333db34cb097445		1	0.3%
34533291de9b4e3		1	0.3%
349edf6fc6cb49dc		1	0.3%
34efbcd896549f7		1	0.3%
362ff1525f0b427c		1	0.3%
369a2e686b0641f		1	0.3%
37c7d386630e44f		1	0.3%

File : CSEC4B

interview__id: Unique 32-character long identifier of the interview

Value	Label	Cases	Percentage
391f45ad2d3548e		1	0.3%
39627200a32c462		1	0.3%
39e38a8716404f4		1	0.3%
3a542ba2ee9a46d		1	0.3%
3ac09195350c451		1	0.3%
3b3c7af2481243f		1	0.3%
3ce08aeb981a41a		1	0.3%
3cf0a1fa46ae4682		1	0.3%
3d61703566614f4		1	0.3%
3f41cdc7f4484a90		1	0.3%
40927a9f8da44e0		1	0.3%
41d507da42f24fa		1	0.3%
44c8e8b546fa4e9		1	0.3%
4582b29c263744c		1	0.3%
45e2495043be477		1	0.3%
468987393fd4448		1	0.3%
46bc8364e56f4e2		1	0.3%
481f3d44d4074b5		1	0.3%
49123f99dd9b486		1	0.3%
4936d20fd0be487		1	0.3%
49d2684cbd464ee		1	0.3%
4af38353df164c5		1	0.3%
4b07af9a7bac483		1	0.3%
4b14fdfdc4154af5		1	0.3%
4dd40973252a4df		1	0.3%
4e6fd738620241a		1	0.3%
50a0e9476f3f494		1	0.3%
51986b54676d4e3		1	0.3%
527a88628b1c424		1	0.3%
5300060198c04c3		1	0.3%
53fa8063d7db498		1	0.3%
54d04063673a4a7		1	0.3%
559f5482d2fa4c7		1	0.3%
55b84b9565e6420		1	0.3%
56225232b30346		1	0.3%
57061e3264f8499		1	0.3%
58cf916082f84b1		1	0.3%
58d95fc30734424		1	0.3%
59accfcd4d542a2		1	0.3%
5a30e64718014fc		1	0.3%
5b2bb8ba8da5434		1	0.3%
5b3c6ba74736462		1	0.3%
5c104965b505425		1	0.3%

File : CSEC4B

interview__id: Unique 32-character long identifier of the interview

Value	Label	Cases	Percentage
5c166c1642f340b		1	0.3%
5ed8795ec990433		1	0.3%
5f625ed846014f1		1	0.3%
5f9671150b6c4d8		1	0.3%
5f9c80627104486		1	0.3%
5fd0f31f330a49a7		1	0.3%
608bfd2bd5f8412		1	0.3%
61dc08d3c51a46b		1	0.3%
61e4b68c15e0457		1	0.3%
62af21468f5b4edl		1	0.3%
62f01c4bc6cf48c7		1	0.3%
63ef3bf75fef4be6		1	0.3%
645e8f52e0284da		1	0.3%
652892d80eef4dc		1	0.3%
6576b15a95a0431		1	0.3%
6596c2921b4f49f		1	0.3%
65e342045671412		1	0.3%
663e019dae8f42e		1	0.3%
664e98a3af9c465		1	0.3%
67ac1b9b59384c0		1	0.3%
67d77e0fbf754e2		1	0.3%
68984e8f107b4fc1		1	0.3%
68b87f690c5e4d4		1	0.3%
69fdbce170a3499		1	0.3%
6aac54099d5446c		1	0.3%
6be18dc7379a4d8		1	0.3%
6cb2e1bf1182402		1	0.3%
6d561d7e1bb34b0		1	0.3%
6d6546ea45a24cc		1	0.3%
6e7a08685b68404		1	0.3%
6ec8cecb648e4b6		1	0.3%
6fb3d5bdc87496		1	0.3%
712dd05dfdf54bc		1	0.3%
73b6584e55df47e		1	0.3%
73edb914e5ec4a6		1	0.3%
74879a94288749c		1	0.3%
75df2b5c7d6b492		1	0.3%
76a347dba3c945d		1	0.3%
77b63a2a3a5846c		1	0.3%
78b1f1144ce740d		1	0.3%
7934cfadf18a4020		1	0.3%
7a92a755edec4d6		1	0.3%
7af284e10f40460		1	0.3%

File : CSEC4B

interview__id: Unique 32-character long identifier of the interview

Value	Label	Cases	Percentage
7b71511069ca41c		1	0.3%
7b91ac7196d446f		1	0.3%
7ceaac984dc4433		1	0.3%
7f25311583624b7		1	0.3%
80c5e48699bc48b		1	0.3%
81def38cfed24edc		1	0.3%
81f2300746cc4b0		1	0.3%
824efbe20846431		1	0.3%
825a4d9c10674fb		1	0.3%
82e2ee46332f4f5c		1	0.3%
865a0a2dd0d442a		1	0.3%
87d1a29404f2409		1	0.3%
8b2193d437e6485		1	0.3%
8c60b24c5d69455		1	0.3%
8da56015c708420		1	0.3%
8ed0e75643204d2		1	0.3%
8f69cfcd9bea4a2a		1	0.3%
909b86e277fe480		1	0.3%
91e89e7118c041f		1	0.3%
92722375ee7a482		1	0.3%
93268921598f4e9		1	0.3%
942d21651db145e		1	0.3%
94a28a335ad8409		1	0.3%
94ae3c15a2df4270		1	0.3%
94d6a92de2aa418		1	0.3%
94e8fb8cab7846d		1	0.3%
977cf8b59c214cd		1	0.3%
9836e079cdd949e		1	0.3%
987cf3a3f3f04a53		1	0.3%
989fa310b635456		1	0.3%
98c92ebc81274b4		1	0.3%
98ff8b8f6835485f		1	0.3%
991ea35afb8c4a5b		1	0.3%
9ae38f33171f4fb8		1	0.3%
9b29a92d6753467		1	0.3%
9c42c15316c0441		1	0.3%
9c877a6abcc44e2		1	0.3%
9ecbe56df9f249d3		1	0.3%
9ef24898f0e04e6f		1	0.3%
a03a17e845b8444		1	0.3%
a0525377534b48f		1	0.3%
a221543631f5448		1	0.3%
a29bda3a56964ba		1	0.3%

File : CSEC4B

interview__id: Unique 32-character long identifier of the interview

Value	Label	Cases	Percentage
a3908ba3b92f4fe1		1	0.3%
a4729f20438e493		1	0.3%
a5e08a9b2416439		1	0.3%
a93651e6ad8d4de		1	0.3%
a9b092b3952f4ec		1	0.3%
aeefbdde40724ba		1	0.3%
b00970f7c1fd483		1	0.3%
b0b5ef4a81ee422		1	0.3%
b0cd107e76604c5		1	0.3%
b105a36a56b84f6		1	0.3%
b136b27d911942		1	0.3%
b137ae14a69249f		1	0.3%
b2e36352f5d9409		1	0.3%
b330812745fa4e7		1	0.3%
b341d8d4669945		1	0.3%
b4251f797f5f478		1	0.3%
b562c88957c5417		1	0.3%
b59699570a7a45a		1	0.3%
b60db776f7044c0		1	0.3%
b6beade8c2fb4ba		1	0.3%
b6c120c8e36f4d4		1	0.3%
b71b6b7c544e41f		1	0.3%
b92db033a86e4ab		1	0.3%
bad2132fae8a424		1	0.3%
bb6db2bb7e894ee		1	0.3%
bb91dac00ca941a		1	0.3%
bbb3f63e02a24e3		1	0.3%
bbd5aebfc1a54cfe		1	0.3%
bcc6e03bb2a5433		1	0.3%
bcf4623a365e435		1	0.3%
bfade52afbbe499		1	0.3%
bfc868c5c591428		1	0.3%
c015bae305344f9		1	0.3%
c14a86da4ace406		1	0.3%
c1a22955cf934b9		1	0.3%
c208d41946924e2		1	0.3%
c2a083238ac94fc		1	0.3%
c3356144806643		1	0.3%
c40d2554992447		1	0.3%
c5a985e708a7459		1	0.3%
c7bcab112852484		1	0.3%
c997c4379310457		1	0.3%
c9f3e3b01148416		1	0.3%

File : CSEC4B

interview__id: Unique 32-character long identifier of the interview

Value	Label	Cases	Percentage
ca4736d2f7a74a8f		1	0.3%
caa6f80f888744d0		1	0.3%
cbe3a418c67c437f		1	0.3%
cc8047dc8a484aa0		1	0.3%
cd1474d77fac421f		1	0.3%
ce05dd69d60e43e0		1	0.3%
ce31748c847d40a0		1	0.3%
cedfce2c57e641d0		1	0.3%
d091d72bf34743f0		1	0.3%
d4b645c8dabe4a10		1	0.3%
d4e9ef0dc2b74bf0		1	0.3%
d56d66a6c7584c20		1	0.3%
d63a27ac1a6d4af0		1	0.3%
d63ba4eb8a1c4a00		1	0.3%
d6aa486f005240b0		1	0.3%
d7b1236aabb94f60		1	0.3%
d7df893335d04af0		1	0.3%
d84f5f9e3a694d30		1	0.3%
d8e480e0083545f0		1	0.3%
d983e831143f41a0		1	0.3%
da5e5ab5a00e4800		1	0.3%
da7a73e6a4654270		1	0.3%
db979bdcd2e148f0		1	0.3%
dc1776a9a0e14f40		1	0.3%
dda5335ce2054310		1	0.3%
df04ee2c0e3a4100		1	0.3%
dfbc222d61174260		1	0.3%
e106494d0ae84f20		1	0.3%
e23a30e088d14530		1	0.3%
e24222c61b9f4560		1	0.3%
e282714b05cb42f0		1	0.3%
e3166e34b04d4730		1	0.3%
e4d52a1c0a1148d0		1	0.3%
e4ddc650064a4c00		1	0.3%
e614b8ae67d44c80		1	0.3%
e61b5559a1b44040		1	0.3%
e6d0819875ec42e0		1	0.3%
e77d4f6292d24750		1	0.3%
e86a2ea031ca4f90		1	0.3%
e8b86f9566254e70		1	0.3%
e90883e236674950		1	0.3%
e9acfec9f50e43a80		1	0.3%
e9e027640d2a4500		1	0.3%

File : CSEC4B

interview__id: Unique 32-character long identifier of the interview

Value	Label	Cases	Percentage
e9ee6e0d15b54db		1	0.3%
eb8f3695097d4ec		1	0.3%
ebb0b322a786451		1	0.3%
ed628650c92d451		1	0.3%
ee245be814ce483		1	0.3%
ef0a2c1050d9446		1	0.3%
f11ff6935d374a37		1	0.3%
f2753e0a1ee1407a		1	0.3%
f310f9362b1e429c		1	0.3%
f4f37a3e35c44dc4		1	0.3%
f7c8666f68b2434a		1	0.3%
fa6d43e574104db		1	0.3%
fad0449bb4f0427b		1	0.3%
fbdb75a9b0ab4f6c		1	0.3%
fc8c4458e87f4d78		1	0.3%
fd96d6f934ab457c		1	0.3%
fe36e5eff69c4cb2		1	0.3%
ff38ebd77e0b421a		1	0.3%
ffc83c8361694f8c		1	0.3%

Warning: these figures indicate the number of cases found in the data file. They cannot be interpreted as summary statistics of the population of interest.

s4bq15: 15. What is the total number of inpatient medical beds at this facility? IF NONE

Information	[Type= continuous] [Format=numeric] [Range= 0-75] [Missing=*]
Statistics [NW/ W]	[Valid=230 /-] [Invalid=77 /-] [Mean=7.513 /-] [StdDev=12.797 /-]

s4bq16: 16. What is the total number of inpatient maternity beds at this facility? IF NO

Information	[Type= continuous] [Format=numeric] [Range= 0-28] [Missing=*]
Statistics [NW/ W]	[Valid=230 /-] [Invalid=77 /-] [Mean=5.848 /-] [StdDev=5.73 /-]

s4bq17: 17. Does this facility have electricity from the grid?

Information	[Type= discrete] [Format=numeric] [Range= 1-3] [Missing=*]
Statistics [NW/ W]	[Valid=230 /-] [Invalid=77 /-]

Value	Label	Cases	Percentage
1	Yes Hydro	120	52.2%
2	Yes Thermo	0	
3	No	110	47.8%
Sysmiss		77	

Warning: these figures indicate the number of cases found in the data file. They cannot be interpreted as summary statistics of the population of interest.

s4bq18: 18. How many days last week did this facility experience power shortages that la

Information	[Type= discrete] [Format=numeric] [Range= 0-7] [Missing=*]
Statistics [NW/ W]	[Valid=119 /-] [Invalid=188 /-] [Mean=1.731 /-] [StdDev=1.89 /-]

Value	Label	Cases	Percentage
0		45	37.8%
1		14	11.8%

File : CSEC4B

s4bq18: 18. How many days last week did this facility experience power shortages that la

Value	Label	Cases	Percentage
2		29	<div><div></div></div> 24.4%
3		13	<div><div></div></div> 10.9%
4		7	<div><div></div></div> 5.9%
5		5	<div><div></div></div> 4.2%
7		6	<div><div></div></div> 5.0%
Sysmiss		188	

Warning: these figures indicate the number of cases found in the data file. They cannot be interpreted as summary statistics of the population of interest.

s4bq19: 19. Does the health facility have a functioning generator?

Information	[Type= discrete] [Format=numeric] [Range= 1-2] [Missing=*]
Statistics [NW/ W]	[Valid=230 /-] [Invalid=77 /-]

Value	Label	Cases	Percentage
1	Yes	22	<div><div></div></div> 9.6%
2	No	208	<div><div></div></div> 90.4%
Sysmiss		77	

Warning: these figures indicate the number of cases found in the data file. They cannot be interpreted as summary statistics of the population of interest.

s4bq20: 20. Does the health facility have a solar panel?

Information	[Type= discrete] [Format=numeric] [Range= 1-2] [Missing=*]
Statistics [NW/ W]	[Valid=230 /-] [Invalid=77 /-]

Value	Label	Cases	Percentage
1	Yes	185	<div><div></div></div> 80.4%
2	No	45	<div><div></div></div> 19.6%
Sysmiss		77	

Warning: these figures indicate the number of cases found in the data file. They cannot be interpreted as summary statistics of the population of interest.

s4bq21: 21. Does the health facility have a functioning ambulance?

Information	[Type= discrete] [Format=numeric] [Range= 1-2] [Missing=*]
Statistics [NW/ W]	[Valid=230 /-] [Invalid=77 /-]

Value	Label	Cases	Percentage
1	Yes	45	<div><div></div></div> 19.6%
2	No	185	<div><div></div></div> 80.4%
Sysmiss		77	

Warning: these figures indicate the number of cases found in the data file. They cannot be interpreted as summary statistics of the population of interest.

s4bq22: 22. Is an ambulance available for use by this facility?

Information	[Type= discrete] [Format=numeric] [Range= 1-2] [Missing=*]
Statistics [NW/ W]	[Valid=185 /-] [Invalid=122 /-]

Value	Label	Cases	Percentage
1	Yes	66	<div><div></div></div> 35.7%
2	No	119	<div><div></div></div> 64.3%
Sysmiss		122	

Warning: these figures indicate the number of cases found in the data file. They cannot be interpreted as summary statistics of the population of interest.

File : CSEC4B

s4bq23: 23. What is the distance from this health facility to the nearest ambulance? (KI

Information [Type= continuous] [Format=numeric] [Range= 0-45] [Missing=*]

Statistics [NW/ W] [Valid=66 /-] [Invalid=241 /-] [Mean=13.323 /-] [StdDev=10.469 /-]

s4bq24: 24. Does the health facility provide food for staff?

Information [Type= discrete] [Format=numeric] [Range= 1-2] [Missing=*]

Statistics [NW/ W] [Valid=230 /-] [Invalid=77 /-]

Value	Label	Cases	Percentage
1	Yes	11	4.8%
2	No	219	95.2%
Sysmiss		77	

Warning: these figures indicate the number of cases found in the data file. They cannot be interpreted as summary statistics of the population of interest.

s4bq25: 25. Does the health facility provide food for inpatients?

Information [Type= discrete] [Format=numeric] [Range= 1-2] [Missing=*]

Statistics [NW/ W] [Valid=230 /-] [Invalid=77 /-]

Value	Label	Cases	Percentage
1	Yes	0	
2	No	230	100.0%
Sysmiss		77	

Warning: these figures indicate the number of cases found in the data file. They cannot be interpreted as summary statistics of the population of interest.

s4bq26: 26. What is the distance from this health facility to the nearest bank/microfina

Information [Type= continuous] [Format=numeric] [Range= 0-130] [Missing=*]

Statistics [NW/ W] [Valid=229 /-] [Invalid=78 /-] [Mean=21.745 /-] [StdDev=20.94 /-]

s4bq27: 27. What is the distance from this health facility to the District Health Office

Information [Type= continuous] [Format=numeric] [Range= 0-87] [Missing=*]

Statistics [NW/ W] [Valid=229 /-] [Invalid=78 /-] [Mean=14.321 /-] [StdDev=11.655 /-]

s4bq28: 28. What is the distance from this health facility to the nearest trading centre

Information [Type= continuous] [Format=numeric] [Range= 0-28] [Missing=*]

Statistics [NW/ W] [Valid=229 /-] [Invalid=78 /-] [Mean=0.966 /-] [StdDev=2.251 /-]

s4bq29: 29,32-44. Does this facility have the following items?:functioning computer for

Information [Type= discrete] [Format=numeric] [Range= 1-2] [Missing=*]

Statistics [NW/ W] [Valid=230 /-] [Invalid=77 /-]

Value	Label	Cases	Percentage
1	Yes	125	54.3%
2	No	105	45.7%
Sysmiss		77	

Warning: these figures indicate the number of cases found in the data file. They cannot be interpreted as summary statistics of the population of interest.

s4bq32: 29,32-44. Does this facility have the following items?:laboratory

Information [Type= discrete] [Format=numeric] [Range= 1-2] [Missing=*]

Statistics [NW/ W] [Valid=230 /-] [Invalid=77 /-]

File : CSEC4B

s4bq32: 29,32-44. Does this facility have the following items?:laboratory

Value	Label	Cases	Percentage
1	Yes	158	<div><div></div></div> 68.7%
2	No	72	<div><div></div></div> 31.3%
Sysmiss		77	

Warning: these figures indicate the number of cases found in the data file. They cannot be interpreted as summary statistics of the population of interest.

s4bq33: 29,32-44. Does this facility have the following items?:CD - 4 machines (for HC I

Information	[Type= discrete] [Format=numeric] [Range= 1-2] [Missing=*]
Statistics [NW/ W]	[Valid=228 /-] [Invalid=79 /-]

Value	Label	Cases	Percentage
1	Yes	57	<div><div></div></div> 25.0%
2	No	171	<div><div></div></div> 75.0%
Sysmiss		79	

Warning: these figures indicate the number of cases found in the data file. They cannot be interpreted as summary statistics of the population of interest.

s4bq34: 29,32-44. Does this facility have the following items?:working refrigerator for

Information	[Type= discrete] [Format=numeric] [Range= 1-2] [Missing=*]
Statistics [NW/ W]	[Valid=230 /-] [Invalid=77 /-]

Value	Label	Cases	Percentage
1	Yes	208	<div><div></div></div> 90.4%
2	No	22	<div><div></div></div> 9.6%
Sysmiss		77	

Warning: these figures indicate the number of cases found in the data file. They cannot be interpreted as summary statistics of the population of interest.

s4bq35: 29,32-44. Does this facility have the following items?:an icebox for transportin

Information	[Type= discrete] [Format=numeric] [Range= 1-2] [Missing=*]
Statistics [NW/ W]	[Valid=230 /-] [Invalid=77 /-]

Value	Label	Cases	Percentage
1	Yes	218	<div><div></div></div> 94.8%
2	No	12	<div><div></div></div> 5.2%
Sysmiss		77	

Warning: these figures indicate the number of cases found in the data file. They cannot be interpreted as summary statistics of the population of interest.

s4bq36: 29,32-44. Does this facility have the following items?:a working microscope

Information	[Type= discrete] [Format=numeric] [Range= 1-2] [Missing=*]
Statistics [NW/ W]	[Valid=230 /-] [Invalid=77 /-]

Value	Label	Cases	Percentage
1	Yes	152	<div><div></div></div> 66.1%
2	No	78	<div><div></div></div> 33.9%
Sysmiss		77	

Warning: these figures indicate the number of cases found in the data file. They cannot be interpreted as summary statistics of the population of interest.

s4bq37: 29,32-44. Does this facility have the following items?:a delivery bed

Information	[Type= discrete] [Format=numeric] [Range= 1-2] [Missing=*]
Statistics [NW/ W]	[Valid=230 /-] [Invalid=77 /-]

File : CSEC4B

s4bq37: 29,32-44. Does this facility have the following items?:a delivery bed

Value	Label	Cases	Percentage
1	Yes	184	<div><div></div></div> 80.0%
2	No	46	<div><div></div></div> 20.0%
Sysmiss		77	

Warning: these figures indicate the number of cases found in the data file. They cannot be interpreted as summary statistics of the population of interest.

s4bq38: 29,32-44. Does this facility have the following items?:a BP machine

Information	[Type= discrete] [Format=numeric] [Range= 1-2] [Missing=*]
Statistics [NW/ W]	[Valid=230 /-] [Invalid=77 /-]

Value	Label	Cases	Percentage
1	Yes	201	<div><div></div></div> 87.4%
2	No	29	<div><div></div></div> 12.6%
Sysmiss		77	

Warning: these figures indicate the number of cases found in the data file. They cannot be interpreted as summary statistics of the population of interest.

s4bq39: 29,32-44. Does this facility have the following items?:sterilization equipment

Information	[Type= discrete] [Format=numeric] [Range= 1-2] [Missing=*]
Statistics [NW/ W]	[Valid=230 /-] [Invalid=77 /-]

Value	Label	Cases	Percentage
1	Yes	152	<div><div></div></div> 66.1%
2	No	78	<div><div></div></div> 33.9%
Sysmiss		77	

Warning: these figures indicate the number of cases found in the data file. They cannot be interpreted as summary statistics of the population of interest.

s4bq40: 29,32-44. Does this facility have the following items?:a functioning bicycle

Information	[Type= discrete] [Format=numeric] [Range= 1-2] [Missing=*]
Statistics [NW/ W]	[Valid=230 /-] [Invalid=77 /-]

Value	Label	Cases	Percentage
1	Yes	46	<div><div></div></div> 20.0%
2	No	184	<div><div></div></div> 80.0%
Sysmiss		77	

Warning: these figures indicate the number of cases found in the data file. They cannot be interpreted as summary statistics of the population of interest.

s4bq41: 29,32-44. Does this facility have the following items?:a functioning motorcycle

Information	[Type= discrete] [Format=numeric] [Range= 1-2] [Missing=*]
Statistics [NW/ W]	[Valid=230 /-] [Invalid=77 /-]

Value	Label	Cases	Percentage
1	Yes	85	<div><div></div></div> 37.0%
2	No	145	<div><div></div></div> 63.0%
Sysmiss		77	

Warning: these figures indicate the number of cases found in the data file. They cannot be interpreted as summary statistics of the population of interest.

s4bq42: 29,32-44. Does this facility have the following items?:functioning standing weig

Information	[Type= discrete] [Format=numeric] [Range= 1-2] [Missing=*]
Statistics [NW/ W]	[Valid=230 /-] [Invalid=77 /-]

File : CSEC4B

s4bq42: 29,32-44. Does this facility have the following items?:functioning standing weigh

Value	Label	Cases	Percentage
1	Yes	207	<div><div></div></div> 90.0%
2	No	23	<div><div></div></div> 10.0%
Sysmiss		77	

Warning: these figures indicate the number of cases found in the data file. They cannot be interpreted as summary statistics of the population of interest.

s4bq43: 29,32-44. Does this facility have the following items?:functioning hanging weigh

Information	[Type= discrete] [Format=numeric] [Range= 1-2] [Missing=*]
Statistics [NW/ W]	[Valid=230 /-] [Invalid=77 /-]

Value	Label	Cases	Percentage
1	Yes	210	<div><div></div></div> 91.3%
2	No	20	<div><div></div></div> 8.7%
Sysmiss		77	

Warning: these figures indicate the number of cases found in the data file. They cannot be interpreted as summary statistics of the population of interest.

s4bq44: 29,32-44. Does this facility have the following items?:functioning height measur

Information	[Type= discrete] [Format=numeric] [Range= 1-2] [Missing=*]
Statistics [NW/ W]	[Valid=229 /-] [Invalid=78 /-]

Value	Label	Cases	Percentage
1	Yes	179	<div><div></div></div> 78.2%
2	No	50	<div><div></div></div> 21.8%
Sysmiss		78	

Warning: these figures indicate the number of cases found in the data file. They cannot be interpreted as summary statistics of the population of interest.

s4bq30: 30. Does this facility have an official telephone (land line or mobile phone)?..

Information	[Type= discrete] [Format=numeric] [Range= 1-3] [Missing=*]
Statistics [NW/ W]	[Valid=230 /-] [Invalid=77 /-]

Value	Label	Cases	Percentage
1	Yes,Landline	65	<div><div></div></div> 28.3%
2	Yes,Mobile	10	<div><div></div></div> 4.3%
3	No	155	<div><div></div></div> 67.4%
Sysmiss		77	

Warning: these figures indicate the number of cases found in the data file. They cannot be interpreted as summary statistics of the population of interest.

s4bq31: Does this facility have a functioning radio call for communication?

Information	[Type= discrete] [Format=numeric] [Range= 1-3] [Missing=*]
Statistics [NW/ W]	[Valid=230 /-] [Invalid=77 /-]

Value	Label	Cases	Percentage
1	Yes	1	<div><div></div></div> 0.4%
2	No	173	<div><div></div></div> 75.2%
3	N/A	56	<div><div></div></div> 24.3%
Sysmiss		77	

Warning: these figures indicate the number of cases found in the data file. They cannot be interpreted as summary statistics of the population of interest.

File : CSEC4C				
# Final_EA_code: Enumeration Area Unique identifier				
Information		[Type= discrete] [Format=character] [Missing=*]		
Statistics [NW/ W]		[Valid=3991 /-] [Invalid=0 /-]		
Value	Label	Cases	Percentage	
101204020501		13		0.3%
102101040201		13		0.3%
102101080210		13		0.3%
102102020513		13		0.3%
102102050406		13		0.3%
102102060108		13		0.3%
102102080506		13		0.3%
102103010916		13		0.3%
102103041252		13		0.3%
102103050203		13		0.3%
102103050439		13		0.3%
102103060631		13		0.3%
102103080303		13		0.3%
102103120844		13		0.3%
102104010236		13		0.3%
102104020103		13		0.3%
102104020313		13		0.3%
102104081332		13		0.3%
102104163014		13		0.3%
102104190357		13		0.3%
102105010613		13		0.3%
102105030701		13		0.3%
102105040650		13		0.3%
102105100433		13		0.3%
102105130528		13		0.3%
102105150507		13		0.3%
103105050501		13		0.3%
103107020109		13		0.3%
104102040606		13		0.3%
104104030820		13		0.3%
104105040311		13		0.3%
104208040401		13		0.3%
105105020108		13		0.3%
106101010605		13		0.3%
106101090206		13		0.3%
106106060103		13		0.3%
107202060102		13		0.3%
107302030503		13		0.3%
107305070203		13		0.3%
107402030203		13		0.3%
107403060301		13		0.3%

File : CSEC4C

Final_EA_code: Enumeration Area Unique identifier

Value	Label	Cases	Percentage
108106030909		13	0.3%
108301010115		13	0.3%
108301050512		13	0.3%
110203060109		13	0.3%
110204010703		13	0.3%
110206030911		13	0.3%
110207040309		13	0.3%
110305010603		13	0.3%
110306010205		13	0.3%
111102010811		13	0.3%
111202040320		13	0.3%
111202061528		13	0.3%
112102030202		13	0.3%
112104021001		13	0.3%
112204030107		13	0.3%
113105040201		13	0.3%
113105050532		13	0.3%
113111020505		13	0.3%
113113020418		13	0.3%
113113060242		13	0.3%
113301010130		13	0.3%
113301050411		13	0.3%
113406060107		13	0.3%
113604010110		13	0.3%
115103020402		13	0.3%
115104030401		13	0.3%
115202070303		13	0.3%
115206030602		13	0.3%
115303040507		13	0.3%
115303050716		13	0.3%
116102050101		13	0.3%
117106050206		13	0.3%
117201050401		13	0.3%
117202080201		13	0.3%
117301041130		13	0.3%
117301041137		13	0.3%
117302030901		13	0.3%
117302060527		13	0.3%
118101041020		13	0.3%
119104030404		13	0.3%
120106010101		13	0.3%
122102060404		13	0.3%
122105020311		13	0.3%

File : CSEC4C

Final_EA_code: Enumeration Area Unique identifier

Value	Label	Cases	Percentage
122106021812		13	0.3%
123110030105		13	0.3%
124101050211		13	0.3%
124101050312		13	0.3%
124103021620		13	0.3%
124104040103		13	0.3%
124107010620		13	0.3%
124108021108		13	0.3%
125105010702		13	0.3%
201203010310		13	0.3%
201206020507		13	0.3%
201210090210		13	0.3%
202205030602		13	0.3%
203202030310		13	0.3%
203202040303		13	0.3%
203301010111		13	0.3%
204101030213		13	0.3%
204102040514		13	0.3%
204203010514		13	0.3%
204301010302		13	0.3%
204301020206		13	0.3%
204301030308		13	0.3%
204302051318		13	0.3%
205101020309		13	0.3%
205101030109		13	0.3%
205107030213		13	0.3%
207104010604		13	0.3%
208102140202		13	0.3%
208107130101		13	0.3%
208202080102		13	0.3%
209201010506		13	0.3%
210306040101		13	0.3%
210306040102		13	0.3%
211105030205		13	0.3%
211106070404		13	0.3%
211107030208		13	0.3%
212104030611		13	0.3%
212105040709		13	0.3%
212202010105		13	0.3%
212305020404		13	0.3%
214101040303		13	0.3%
214101060404		13	0.3%
214102020611		13	0.3%

File : CSEC4C

Final_EA_code: Enumeration Area Unique identifier

Value	Label	Cases	Percentage
214108010504		13	0.3%
214113010305		13	0.3%
214114030515		13	0.3%
215109020818		13	0.3%
215115020203		13	0.3%
215120020808		13	0.3%
216202030604		13	0.3%
218103021305		13	0.3%
218115040101		13	0.3%
219103120104		13	0.3%
219103170202		13	0.3%
221109020302		13	0.3%
221109050505		13	0.3%
222111021102		13	0.3%
223108100606		13	0.3%
223120020410		13	0.3%
223121010401		13	0.3%
223121030202		13	0.3%
223126011515		13	0.3%
223128010204		13	0.3%
223135040509		13	0.3%
224105051111		13	0.3%
225103041522		13	0.3%
225114032604		13	0.3%
226101010214		13	0.3%
226102050810		13	0.3%
226104040305		13	0.3%
226105051005		13	0.3%
228102030405		13	0.3%
229104021009		13	0.3%
230105010304		13	0.3%
230105040506		13	0.3%
230109050511		13	0.3%
232101040606		13	0.3%
232203040502		13	0.3%
302101021503		13	0.3%
302201050803		13	0.3%
302204050508		13	0.3%
302205050202		13	0.3%
302303070505		13	0.3%
303201020510		13	0.3%
303202060606		13	0.3%
303204050605		13	0.3%

File : CSEC4C

Final_EA_code: Enumeration Area Unique identifier

Value	Label	Cases	Percentage
303402040806		13	0.3%
303404010207		13	0.3%
303404030404		13	0.3%
303405070316		13	0.3%
303405071314		13	0.3%
303503041111		13	0.3%
303504020504		13	0.3%
304102010107		13	0.3%
304204020110		13	0.3%
304301040405		13	0.3%
306201010103		13	0.3%
306203010305		13	0.3%
306204010301		13	0.3%
306204020605		13	0.3%
307108020605		13	0.3%
307108030304		13	0.3%
307108030708		13	0.3%
307108030908		13	0.3%
307202030201		13	0.3%
308102060619		13	0.3%
309103050101		13	0.3%
309104050403		13	0.3%
309204060609		13	0.3%
310102021618		13	0.3%
310202030204		13	0.3%
310306030909		13	0.3%
310306040802		13	0.3%
310306041001		13	0.3%
311102010107		13	0.3%
311103020202		13	0.3%
311105051111		13	0.3%
311202010102		13	0.3%
312105020216		13	0.3%
313102050501		13	0.3%
313104010108		13	0.3%
314101030304		13	0.3%
314103040301		13	0.3%
314105010202		13	0.3%
315105030209		13	0.3%
317101010205		13	0.3%
317103020201		13	0.3%
317107051210		13	0.3%
318102020202		13	0.3%

File : CSEC4C

Final_EA_code: Enumeration Area Unique identifier

Value	Label	Cases	Percentage
318103020406		13	0.3%
318112010303		13	0.3%
318114020701		13	0.3%
318116050101		13	0.3%
319105080306		13	0.3%
319107020203		13	0.3%
319203030409		13	0.3%
320102020601		13	0.3%
320102040601		13	0.3%
320108080103		13	0.3%
321103040514		13	0.3%
321105050214		13	0.3%
321106010504		13	0.3%
321107061709		13	0.3%
322108020610		13	0.3%
322111041206		13	0.3%
323104030201		13	0.3%
323106040915		13	0.3%
323108030411		13	0.3%
324101011403		13	0.3%
324104010503		13	0.3%
325101020514		13	0.3%
325103060113		13	0.3%
325103060210		13	0.3%
325107010301		13	0.3%
327103030510		13	0.3%
327106020513		13	0.3%
329106020616		13	0.3%
330107010101		13	0.3%
330110010403		13	0.3%
402208050714		13	0.3%
402210030714		13	0.3%
403101020501		13	0.3%
403105050205		13	0.3%
403201020515		13	0.3%
403301030215		13	0.3%
404102030405		13	0.3%
404207040904		13	0.3%
404403030304		13	0.3%
405104020509		13	0.3%
405203030403		13	0.3%
405211011114		13	0.3%
405301040904		13	0.3%

File : CSEC4C

Final_EA_code: Enumeration Area Unique identifier

Value	Label	Cases	Percentage
405302030405		13	0.3%
406108040102		13	0.3%
406201020310		13	0.3%
406210060603		13	0.3%
406212010207		13	0.3%
406303070608		13	0.3%
407106021906		13	0.3%
408102011215		13	0.3%
408112020621		13	0.3%
408113040517		13	0.3%
409101040104		13	0.3%
409203050902		13	0.3%
409301030405		13	0.3%
410101040507		13	0.3%
410201010654		13	0.3%
410201010733		13	0.3%
410303060103		13	0.3%
411203020101		13	0.3%
411302020404		13	0.3%
411402020404		13	0.3%
411403030809		13	0.3%
412103070506		13	0.3%
412201070408		13	0.3%
412203040507		13	0.3%
414116010603		13	0.3%
415105020404		13	0.3%
415106081213		13	0.3%
415110040403		13	0.3%
415114070301		13	0.3%
415115040706		13	0.3%
417102010602		13	0.3%
417103010710		13	0.3%
417107030404		13	0.3%
417109040205		13	0.3%
417201010905		13	0.3%
417202010210		13	0.3%
418104030103		13	0.3%
418201020305		13	0.3%
418202010203		13	0.3%
418209070214		13	0.3%
419204020202		13	0.3%
420107040304		13	0.3%
420108030901		13	0.3%

File : CSEC4C

Final_EA_code: Enumeration Area Unique identifier

Value	Label	Cases	Percentage	
422102010506		13		0.3%
422107010808		13		0.3%
423110010602		13		0.3%
424105020201		13		0.3%
426202040101		13		0.3%
427202040214		13		0.3%
428111030515		13		0.3%
432205040203		13		0.3%

Warning: these figures indicate the number of cases found in the data file. They cannot be interpreted as summary statistics of the population of interest.

interview__id: Unique 32-character long identifier of the interview

Information	[Type= discrete] [Format=character] [Missing=*]
Statistics [NW/ W]	[Valid=3991 /-] [Invalid=0 /-]

Value	Label	Cases	Percentage	
05a0fe0e9f714c0t		13		0.3%
05f078de3c20400		13		0.3%
07ae8f7297234ae		13		0.3%
0878b9ca320646c		13		0.3%
098b64d5f62d444		13		0.3%
09bfa283100c462		13		0.3%
0aee3535b7234e0		13		0.3%
0b08b47250b441c		13		0.3%
0c7be6801de643e		13		0.3%
0d07cf9a197b4ea		13		0.3%
0d35d167e05a48c		13		0.3%
0e0a6e4e61be4e8		13		0.3%
0f26d7f7b06f4b9		13		0.3%
103ae2d40d654ba		13		0.3%
104d7f9eb5cc429		13		0.3%
1058921f8e3e471		13		0.3%
10e47f214cb7482		13		0.3%
1124288a21f7429		13		0.3%
11324295e37b4bc		13		0.3%
120745e30ae2426		13		0.3%
14b0a6db23fb42a		13		0.3%
14c013df40e448d		13		0.3%
1559b44962074f1		13		0.3%
15d825f70832453		13		0.3%
15daaf897d21429		13		0.3%
165176d72b6e412		13		0.3%
179be7cbf9884e0		13		0.3%
17ad285d62d7495		13		0.3%
18cad48cbad4438		13		0.3%
19e17412e1bb43c		13		0.3%

File : CSEC4C

interview__id: Unique 32-character long identifier of the interview

Value	Label	Cases	Percentage
1a7113db20214df		13	0.3%
1abf78b9247749b		13	0.3%
1b8cc2c21714481		13	0.3%
1d1c39bd455d40e		13	0.3%
1eb5ffb1eeb14468		13	0.3%
1f82d12a97c5472		13	0.3%
1f9751e8115d473		13	0.3%
20b3dc70a2ef47ff		13	0.3%
22079ff2853f489c		13	0.3%
22305ac5a3e1460		13	0.3%
2298e1b9396042c		13	0.3%
23f6bb268b504e5		13	0.3%
24dff56428de471e		13	0.3%
2687e3cb2fe0474		13	0.3%
26be7462ce5e43d		13	0.3%
26eef9075b7349a		13	0.3%
26f0c6653b8b4c1		13	0.3%
293ecee7a80a482		13	0.3%
29cc9b2639524c4		13	0.3%
2b8544e9cb7347f		13	0.3%
2bc65237da7d4f7		13	0.3%
2bea2c4985dd4f4		13	0.3%
2c2b89bb4ed2475		13	0.3%
2c4950efbc4f485c		13	0.3%
2c5000cc7fa54dbb		13	0.3%
2c7dff734efc4ccb		13	0.3%
2c8f787219df44a8		13	0.3%
2d21136097a4458		13	0.3%
2f0258e282264dd		13	0.3%
2f3dadda9c4d49b		13	0.3%
303f41c72565478		13	0.3%
30b9d5e1f9fe43dc		13	0.3%
30fa92d582c34ff8		13	0.3%
312a435313e240e		13	0.3%
31a3f66b5452449		13	0.3%
32bb43e6ccef4255		13	0.3%
333db34cb097445		13	0.3%
34533291de9b4e3		13	0.3%
349edf6fc6cb49dc		13	0.3%
34efbcd896549f7		13	0.3%
362ff1525f0b427c		13	0.3%
369a2e686b0641f		13	0.3%
37c7d386630e44f		13	0.3%

File : CSEC4C

interview__id: Unique 32-character long identifier of the interview

Value	Label	Cases	Percentage
391f45ad2d3548e		13	0.3%
39627200a32c462		13	0.3%
39e38a8716404f4		13	0.3%
3a542ba2ee9a46d		13	0.3%
3ac09195350c451		13	0.3%
3b3c7af2481243f		13	0.3%
3ce08aeb981a41a		13	0.3%
3cf0a1fa46ae4682		13	0.3%
3d61703566614f4		13	0.3%
3f41cdc7f4484a90		13	0.3%
40927a9f8da44e0		13	0.3%
41d507da42f24fa		13	0.3%
44c8e8b546fa4e9		13	0.3%
4582b29c263744c		13	0.3%
45e2495043be477		13	0.3%
468987393fd4448		13	0.3%
46bc8364e56f4e2		13	0.3%
481f3d44d4074b5		13	0.3%
49123f99dd9b486		13	0.3%
4936d20fd0be487		13	0.3%
49d2684cbd464ee		13	0.3%
4af38353df164c5		13	0.3%
4b07af9a7bac483		13	0.3%
4b14fdfdc4154af5		13	0.3%
4dd40973252a4df		13	0.3%
4e6fd738620241a		13	0.3%
50a0e9476f3f494		13	0.3%
51986b54676d4e3		13	0.3%
527a88628b1c424		13	0.3%
5300060198c04c3		13	0.3%
53fa8063d7db498		13	0.3%
54d04063673a4a7		13	0.3%
559f5482d2fa4c7		13	0.3%
55b84b9565e6420		13	0.3%
56225232b30346c		13	0.3%
57061e3264f8499		13	0.3%
58cf916082f84b1		13	0.3%
58d95fc30734424		13	0.3%
59accfcd4d542a7		13	0.3%
5a30e64718014fc		13	0.3%
5b2bb8ba8da5434		13	0.3%
5b3c6ba74736462		13	0.3%
5c104965b505425		13	0.3%

File : CSEC4C

interview__id: Unique 32-character long identifier of the interview

Value	Label	Cases	Percentage
5c166c1642f340b		13	0.3%
5ed8795ec990433		13	0.3%
5f625ed846014f1		13	0.3%
5f9671150b6c4d8		13	0.3%
5f9c80627104486		13	0.3%
5fd0f31f330a49a7		13	0.3%
608bfd2bd5f8412		13	0.3%
61dc08d3c51a46b		13	0.3%
61e4b68c15e0457		13	0.3%
62af21468f5b4edl		13	0.3%
62f01c4bc6cf48c7		13	0.3%
63ef3bf75fef4be6		13	0.3%
645e8f52e0284da		13	0.3%
652892d80eef4dc		13	0.3%
6576b15a95a0431		13	0.3%
6596c2921b4f49f		13	0.3%
65e342045671412		13	0.3%
663e019dae8f42e		13	0.3%
664e98a3af9c465		13	0.3%
67ac1b9b59384c0		13	0.3%
67d77e0fbf754e2		13	0.3%
68984e8f107b4fc1		13	0.3%
68b87f690c5e4d4		13	0.3%
69fdbce170a3499		13	0.3%
6aac54099d5446c		13	0.3%
6be18dc7379a4d8		13	0.3%
6cb2e1bf1182402		13	0.3%
6d561d7e1bb34b0		13	0.3%
6d6546ea45a24cc		13	0.3%
6e7a08685b68404		13	0.3%
6ec8cecb648e4b6		13	0.3%
6fb3d5bdc87496		13	0.3%
712dd05dfdf54bc		13	0.3%
73b6584e55df47e		13	0.3%
73edb914e5ec4a6		13	0.3%
74879a94288749c		13	0.3%
75df2b5c7d6b492		13	0.3%
76a347dba3c945d		13	0.3%
77b63a2a3a5846c		13	0.3%
78b1f1144ce740d		13	0.3%
7934cfadf18a4020		13	0.3%
7a92a755edec4d6		13	0.3%
7af284e10f40460		13	0.3%

File : CSEC4C

interview__id: Unique 32-character long identifier of the interview

Value	Label	Cases	Percentage
7b71511069ca41c		13	0.3%
7b91ac7196d446f		13	0.3%
7ceaac984dc4433		13	0.3%
7f25311583624b7		13	0.3%
80c5e48699bc48b		13	0.3%
81def38cfed24edc		13	0.3%
81f2300746cc4b0		13	0.3%
824efbe20846431		13	0.3%
825a4d9c10674fb		13	0.3%
82e2ee46332f4f5c		13	0.3%
865a0a2dd0d442a		13	0.3%
87d1a29404f2409		13	0.3%
8b2193d437e6485		13	0.3%
8c60b24c5d69455		13	0.3%
8da56015c708420		13	0.3%
8ed0e75643204d2		13	0.3%
8f69cfcd9bea4a2a		13	0.3%
909b86e277fe480		13	0.3%
91e89e7118c041f		13	0.3%
92722375ee7a482		13	0.3%
93268921598f4e9		13	0.3%
942d21651db145e		13	0.3%
94a28a335ad8409		13	0.3%
94ae3c15a2df4270		13	0.3%
94d6a92de2aa418		13	0.3%
94e8fb8cab7846d		13	0.3%
977cf8b59c214cd		13	0.3%
9836e079cdd949e		13	0.3%
987cf3a3f3f04a53		13	0.3%
989fa310b635456		13	0.3%
98c92ebc81274b4		13	0.3%
98ff8b8f6835485f		13	0.3%
991ea35afb8c4a5f		13	0.3%
9ae38f33171f4fb8		13	0.3%
9b29a92d6753467		13	0.3%
9c42c15316c0441		13	0.3%
9c877a6abcc44e2		13	0.3%
9ecbe56df9f249d5		13	0.3%
9ef24898f0e04e6f		13	0.3%
a03a17e845b8444		13	0.3%
a0525377534b48f		13	0.3%
a221543631f5448		13	0.3%
a29bda3a56964ba		13	0.3%

File : CSEC4C

interview__id: Unique 32-character long identifier of the interview

Value	Label	Cases	Percentage
a3908ba3b92f4fe1		13	0.3%
a4729f20438e493		13	0.3%
a5e08a9b2416439		13	0.3%
a93651e6ad8d4de		13	0.3%
a9b092b3952f4ec		13	0.3%
aeefbdde40724ba		13	0.3%
b00970f7c1fd483		13	0.3%
b0b5ef4a81ee422		13	0.3%
b0cd107e76604c5		13	0.3%
b105a36a56b84f6		13	0.3%
b136b27d911942		13	0.3%
b137ae14a69249f		13	0.3%
b2e36352f5d9409		13	0.3%
b330812745fa4e7		13	0.3%
b341d8d4669945		13	0.3%
b4251f797f5f478		13	0.3%
b562c88957c5417		13	0.3%
b59699570a7a45a		13	0.3%
b60db776f7044c0		13	0.3%
b6beade8c2fb4ba		13	0.3%
b6c120c8e36f4d4		13	0.3%
b71b6b7c544e41f		13	0.3%
b92db033a86e4ab		13	0.3%
bad2132fae8a424		13	0.3%
bb6db2bb7e894ee		13	0.3%
bb91dac00ca941a		13	0.3%
bbb3f63e02a24e3		13	0.3%
bbd5aebfc1a54cfe		13	0.3%
bcc6e03bb2a5433		13	0.3%
bcf4623a365e435		13	0.3%
bfade52afbbe499		13	0.3%
bfc868c5c591428		13	0.3%
c015bae305344f9		13	0.3%
c14a86da4ace406		13	0.3%
c1a22955cf934b9		13	0.3%
c208d41946924e2		13	0.3%
c2a083238ac94fc		13	0.3%
c3356144806643		13	0.3%
c40d2554992447		13	0.3%
c5a985e708a7459		13	0.3%
c7bcab112852484		13	0.3%
c997c4379310457		13	0.3%
c9f3e3b01148416		13	0.3%

File : CSEC4C

interview__id: Unique 32-character long identifier of the interview

Value	Label	Cases	Percentage
ca4736d2f7a74a89		13	0.3%
caa6f80f888744d0		13	0.3%
cbe3a418c67c4371		13	0.3%
cc8047dc8a484aa1		13	0.3%
cd1474d77fac4211		13	0.3%
ce05dd69d60e43e1		13	0.3%
ce31748c847d40a1		13	0.3%
cedfce2c57e641d1		13	0.3%
d091d72bf34743f1		13	0.3%
d4b645c8dabe4a11		13	0.3%
d4e9ef0dc2b74bf1		13	0.3%
d56d66a6c7584c21		13	0.3%
d63a27ac1a6d4af1		13	0.3%
d63ba4eb8a1c4a01		13	0.3%
d6aa486f005240b1		13	0.3%
d7b1236aabb94f61		13	0.3%
d7df893335d04af1		13	0.3%
d84f5f9e3a694d31		13	0.3%
d8e480e0083545f1		13	0.3%
d983e831143f41a1		13	0.3%
da5e5ab5a00e4801		13	0.3%
da7a73e6a4654271		13	0.3%
db979bdcd2e148f1		13	0.3%
dc1776a9a0e14f41		13	0.3%
dda5335ce2054311		13	0.3%
df04ee2c0e3a4101		13	0.3%
dfbc222d61174261		13	0.3%
e106494d0ae84f21		13	0.3%
e23a30e088d14531		13	0.3%
e24222c61b9f4561		13	0.3%
e282714b05cb42f1		13	0.3%
e3166e34b04d4731		13	0.3%
e4d52a1c0a1148d1		13	0.3%
e4ddc650064a4c01		13	0.3%
e614b8ae67d44c81		13	0.3%
e61b5559a1b44041		13	0.3%
e6d0819875ec42e1		13	0.3%
e77d4f6292d24751		13	0.3%
e86a2ea031ca4f9c		13	0.3%
e8b86f9566254e71		13	0.3%
e90883e236674951		13	0.3%
e9acfec9f50e43a81		13	0.3%
e9e027640d2a4501		13	0.3%

File : CSEC4C

interview__id: Unique 32-character long identifier of the interview

Value	Label	Cases	Percentage	
e9ee6e0d15b54db		13		0.3%
eb8f3695097d4ec		13		0.3%
ebb0b322a786451		13		0.3%
ed628650c92d451		13		0.3%
ee245be814ce483		13		0.3%
ef0a2c1050d9446		13		0.3%
f11ff6935d374a37		13		0.3%
f2753e0a1ee1407f		13		0.3%
f310f9362b1e429f		13		0.3%
f4f37a3e35c44dc4		13		0.3%
f7c8666f68b2434f		13		0.3%
fa6d43e574104db		13		0.3%
fad0449bb4f0427f		13		0.3%
fbdb75a9b0ab4f6f		13		0.3%
fc8c4458e87f4d7f		13		0.3%
fd96d6f934ab457f		13		0.3%
fe36e5eff69c4cb2		13		0.3%
ff38ebd77e0b421f		13		0.3%
ffc83c8361694f8c		13		0.3%

Warning: these figures indicate the number of cases found in the data file. They cannot be interpreted as summary statistics of the population of interest.

Healthservice_id: Health service offered (roster)

Information	[Type= discrete] [Format=numeric] [Range= 1-13] [Missing=*]
Statistics [NW/ W]	[Valid=3991 /-] [Invalid=0 /-]

Value	Label	Cases	Percentage	
1	General outpatient	307		7.7%
2	Immunization for children	307		7.7%
3	Antenatal care	307		7.7%
4	Family planning	307		7.7%
5	Tuberculosis treatment	307		7.7%
6	STIs treatment	307		7.7%
7	Community and Outreach Services	307		7.7%
8	Laboratory	307		7.7%
9	Dental services	307		7.7%
10	General inpatient-medical	307		7.7%
11	General inpatient-surgical	307		7.7%
12	Deliveries	307		7.7%
13	MAMA KITS	307		7.7%

Warning: these figures indicate the number of cases found in the data file. They cannot be interpreted as summary statistics of the population of interest.

s4cq46: Is [SERVICE] offered at this health facility?

Information	[Type= discrete] [Format=numeric] [Range= 1-2] [Missing=*]
Statistics [NW/ W]	[Valid=2989 /-] [Invalid=1002 /-]

File : CSEC4C

s4cq46: Is [SERVICE] offered at this health facility?

Value	Label	Cases	Percentage
1	Yes	2197	<div><div></div></div> 73.5%
2	No	792	<div><div></div></div> 26.5%
Sysmiss		1002	

Warning: these figures indicate the number of cases found in the data file. They cannot be interpreted as summary statistics of the population of interest.

s4cq47: 47. Do patients have to pay for %rosteritle%?

Information	[Type= discrete] [Format=numeric] [Range= 1-2] [Missing=*]
Statistics [NW/ W]	[Valid=2186 /-] [Invalid=1805 /-]

Value	Label	Cases	Percentage
1	Yes	163	<div><div></div></div> 7.5%
2	No	2023	<div><div></div></div> 92.5%
Sysmiss		1805	

Warning: these figures indicate the number of cases found in the data file. They cannot be interpreted as summary statistics of the population of interest.

s4cq48: 48. How has the quality of %rosteritle% service offered in this facility change

Information	[Type= discrete] [Format=numeric] [Range= 1-4] [Missing=*]
Statistics [NW/ W]	[Valid=2186 /-] [Invalid=1805 /-]

Value	Label	Cases	Percentage
1	Improved	1898	<div><div></div></div> 86.8%
2	Same	203	<div><div></div></div> 9.3%
3	Worsened	42	<div><div></div></div> 1.9%
4	Not Applicable	43	<div><div></div></div> 2.0%
Sysmiss		1805	

Warning: these figures indicate the number of cases found in the data file. They cannot be interpreted as summary statistics of the population of interest.

s4cq48_1: Who provided the %rosteritle%?

Information	[Type= discrete] [Format=numeric] [Range= 1-98] [Missing=*]
Statistics [NW/ W]	[Valid=1693 /-] [Invalid=2298 /-]

Value	Label	Cases	Percentage
1	Government - NDA	1524	<div><div></div></div> 90.0%
2	Plan International	11	<div><div></div></div> 0.6%
3	World Vision	7	<div><div></div></div> 0.4%
96	Other specify	150	<div><div></div></div> 8.9%
98	Donâ€™t Know	1	<div><div></div></div> 0.1%
Sysmiss		2298	

Warning: these figures indicate the number of cases found in the data file. They cannot be interpreted as summary statistics of the population of interest.

File : CSEC4D

Final_EA_code: Enumeration Area Unique identifier

Information [Type= discrete] [Format=character] [Missing=*]

Statistics [NW/ W] [Valid=307 /-] [Invalid=0 /-]

Value	Label	Cases	Percentage
101204020501		1	0.3%
102101040201		1	0.3%
102101080210		1	0.3%
102102020513		1	0.3%
102102050406		1	0.3%
102102060108		1	0.3%
102102080506		1	0.3%
102103010916		1	0.3%
102103041252		1	0.3%
102103050203		1	0.3%
102103050439		1	0.3%
102103060631		1	0.3%
102103080303		1	0.3%
102103120844		1	0.3%
102104010236		1	0.3%
102104020103		1	0.3%
102104020313		1	0.3%
102104081332		1	0.3%
102104163014		1	0.3%
102104190357		1	0.3%
102105010613		1	0.3%
102105030701		1	0.3%
102105040650		1	0.3%
102105100433		1	0.3%
102105130528		1	0.3%
102105150507		1	0.3%
103105050501		1	0.3%
103107020109		1	0.3%
104102040606		1	0.3%
104104030820		1	0.3%
104105040311		1	0.3%
104208040401		1	0.3%
105105020108		1	0.3%
106101010605		1	0.3%
106101090206		1	0.3%
106106060103		1	0.3%
107202060102		1	0.3%
107302030503		1	0.3%
107305070203		1	0.3%
107402030203		1	0.3%
107403060301		1	0.3%

File : CSEC4D

Final_EA_code: Enumeration Area Unique identifier

Value	Label	Cases	Percentage
108106030909		1	0.3%
108301010115		1	0.3%
108301050512		1	0.3%
110203060109		1	0.3%
110204010703		1	0.3%
110206030911		1	0.3%
110207040309		1	0.3%
110305010603		1	0.3%
110306010205		1	0.3%
111102010811		1	0.3%
111202040320		1	0.3%
111202061528		1	0.3%
112102030202		1	0.3%
112104021001		1	0.3%
112204030107		1	0.3%
113105040201		1	0.3%
113105050532		1	0.3%
113111020505		1	0.3%
113113020418		1	0.3%
113113060242		1	0.3%
113301010130		1	0.3%
113301050411		1	0.3%
113406060107		1	0.3%
113604010110		1	0.3%
115103020402		1	0.3%
115104030401		1	0.3%
115202070303		1	0.3%
115206030602		1	0.3%
115303040507		1	0.3%
115303050716		1	0.3%
116102050101		1	0.3%
117106050206		1	0.3%
117201050401		1	0.3%
117202080201		1	0.3%
117301041130		1	0.3%
117301041137		1	0.3%
117302030901		1	0.3%
117302060527		1	0.3%
118101041020		1	0.3%
119104030404		1	0.3%
120106010101		1	0.3%
122102060404		1	0.3%
122105020311		1	0.3%

File : CSEC4D

Final_EA_code: Enumeration Area Unique identifier

Value	Label	Cases	Percentage
122106021812		1	0.3%
123110030105		1	0.3%
124101050211		1	0.3%
124101050312		1	0.3%
124103021620		1	0.3%
124104040103		1	0.3%
124107010620		1	0.3%
124108021108		1	0.3%
125105010702		1	0.3%
201203010310		1	0.3%
201206020507		1	0.3%
201210090210		1	0.3%
202205030602		1	0.3%
203202030310		1	0.3%
203202040303		1	0.3%
203301010111		1	0.3%
204101030213		1	0.3%
204102040514		1	0.3%
204203010514		1	0.3%
204301010302		1	0.3%
204301020206		1	0.3%
204301030308		1	0.3%
204302051318		1	0.3%
205101020309		1	0.3%
205101030109		1	0.3%
205107030213		1	0.3%
207104010604		1	0.3%
208102140202		1	0.3%
208107130101		1	0.3%
208202080102		1	0.3%
209201010506		1	0.3%
210306040101		1	0.3%
210306040102		1	0.3%
211105030205		1	0.3%
211106070404		1	0.3%
211107030208		1	0.3%
212104030611		1	0.3%
212105040709		1	0.3%
212202010105		1	0.3%
212305020404		1	0.3%
214101040303		1	0.3%
214101060404		1	0.3%
214102020611		1	0.3%

File : CSEC4D

Final_EA_code: Enumeration Area Unique identifier

Value	Label	Cases	Percentage
214108010504		1	0.3%
214113010305		1	0.3%
214114030515		1	0.3%
215109020818		1	0.3%
215115020203		1	0.3%
215120020808		1	0.3%
216202030604		1	0.3%
218103021305		1	0.3%
218115040101		1	0.3%
219103120104		1	0.3%
219103170202		1	0.3%
221109020302		1	0.3%
221109050505		1	0.3%
222111021102		1	0.3%
223108100606		1	0.3%
223120020410		1	0.3%
223121010401		1	0.3%
223121030202		1	0.3%
223126011515		1	0.3%
223128010204		1	0.3%
223135040509		1	0.3%
224105051111		1	0.3%
225103041522		1	0.3%
225114032604		1	0.3%
226101010214		1	0.3%
226102050810		1	0.3%
226104040305		1	0.3%
226105051005		1	0.3%
228102030405		1	0.3%
229104021009		1	0.3%
230105010304		1	0.3%
230105040506		1	0.3%
230109050511		1	0.3%
232101040606		1	0.3%
232203040502		1	0.3%
302101021503		1	0.3%
302201050803		1	0.3%
302204050508		1	0.3%
302205050202		1	0.3%
302303070505		1	0.3%
303201020510		1	0.3%
303202060606		1	0.3%
303204050605		1	0.3%

File : CSEC4D

Final_EA_code: Enumeration Area Unique identifier

Value	Label	Cases	Percentage
303402040806		1	0.3%
303404010207		1	0.3%
303404030404		1	0.3%
303405070316		1	0.3%
303405071314		1	0.3%
303503041111		1	0.3%
303504020504		1	0.3%
304102010107		1	0.3%
304204020110		1	0.3%
304301040405		1	0.3%
306201010103		1	0.3%
306203010305		1	0.3%
306204010301		1	0.3%
306204020605		1	0.3%
307108020605		1	0.3%
307108030304		1	0.3%
307108030708		1	0.3%
307108030908		1	0.3%
307202030201		1	0.3%
308102060619		1	0.3%
309103050101		1	0.3%
309104050403		1	0.3%
309204060609		1	0.3%
310102021618		1	0.3%
310202030204		1	0.3%
310306030909		1	0.3%
310306040802		1	0.3%
310306041001		1	0.3%
311102010107		1	0.3%
311103020202		1	0.3%
311105051111		1	0.3%
311202010102		1	0.3%
312105020216		1	0.3%
313102050501		1	0.3%
313104010108		1	0.3%
314101030304		1	0.3%
314103040301		1	0.3%
314105010202		1	0.3%
315105030209		1	0.3%
317101010205		1	0.3%
317103020201		1	0.3%
317107051210		1	0.3%
318102020202		1	0.3%

File : CSEC4D

Final_EA_code: Enumeration Area Unique identifier

Value	Label	Cases	Percentage
318103020406		1	0.3%
318112010303		1	0.3%
318114020701		1	0.3%
318116050101		1	0.3%
319105080306		1	0.3%
319107020203		1	0.3%
319203030409		1	0.3%
320102020601		1	0.3%
320102040601		1	0.3%
320108080103		1	0.3%
321103040514		1	0.3%
321105050214		1	0.3%
321106010504		1	0.3%
321107061709		1	0.3%
322108020610		1	0.3%
322111041206		1	0.3%
323104030201		1	0.3%
323106040915		1	0.3%
323108030411		1	0.3%
324101011403		1	0.3%
324104010503		1	0.3%
325101020514		1	0.3%
325103060113		1	0.3%
325103060210		1	0.3%
325107010301		1	0.3%
327103030510		1	0.3%
327106020513		1	0.3%
329106020616		1	0.3%
330107010101		1	0.3%
330110010403		1	0.3%
402208050714		1	0.3%
402210030714		1	0.3%
403101020501		1	0.3%
403105050205		1	0.3%
403201020515		1	0.3%
403301030215		1	0.3%
404102030405		1	0.3%
404207040904		1	0.3%
404403030304		1	0.3%
405104020509		1	0.3%
405203030403		1	0.3%
405211011114		1	0.3%
405301040904		1	0.3%

File : CSEC4D# **Final_EA_code: Enumeration Area Unique identifier**

Value	Label	Cases	Percentage
405302030405		1	0.3%
406108040102		1	0.3%
406201020310		1	0.3%
406210060603		1	0.3%
406212010207		1	0.3%
406303070608		1	0.3%
407106021906		1	0.3%
408102011215		1	0.3%
408112020621		1	0.3%
408113040517		1	0.3%
409101040104		1	0.3%
409203050902		1	0.3%
409301030405		1	0.3%
410101040507		1	0.3%
410201010654		1	0.3%
410201010733		1	0.3%
410303060103		1	0.3%
411203020101		1	0.3%
411302020404		1	0.3%
411402020404		1	0.3%
411403030809		1	0.3%
412103070506		1	0.3%
412201070408		1	0.3%
412203040507		1	0.3%
414116010603		1	0.3%
415105020404		1	0.3%
415106081213		1	0.3%
415110040403		1	0.3%
415114070301		1	0.3%
415115040706		1	0.3%
417102010602		1	0.3%
417103010710		1	0.3%
417107030404		1	0.3%
417109040205		1	0.3%
417201010905		1	0.3%
417202010210		1	0.3%
418104030103		1	0.3%
418201020305		1	0.3%
418202010203		1	0.3%
418209070214		1	0.3%
419204020202		1	0.3%
420107040304		1	0.3%
420108030901		1	0.3%

File : CSEC4D

Final_EA_code: Enumeration Area Unique identifier

Value	Label	Cases	Percentage
422102010506		1	0.3%
422107010808		1	0.3%
423110010602		1	0.3%
424105020201		1	0.3%
426202040101		1	0.3%
427202040214		1	0.3%
428111030515		1	0.3%
432205040203		1	0.3%

Warning: these figures indicate the number of cases found in the data file. They cannot be interpreted as summary statistics of the population of interest.

interview__id: Unique 32-character long identifier of the interview

Information	[Type= discrete] [Format=character] [Missing=*]
Statistics [NW/ W]	[Valid=307 /-] [Invalid=0 /-]

Value	Label	Cases	Percentage
05a0fe0e9f714c0t		1	0.3%
05f078de3c20400		1	0.3%
07ae8f7297234ae		1	0.3%
0878b9ca320646c		1	0.3%
098b64d5f62d444		1	0.3%
09bfa283100c462		1	0.3%
0aee3535b7234e0		1	0.3%
0b08b47250b441c		1	0.3%
0c7be6801de643e		1	0.3%
0d07cf9a197b4ea		1	0.3%
0d35d167e05a48c		1	0.3%
0e0a6e4e61be4e8		1	0.3%
0f26d7f7b06f4b9		1	0.3%
103ae2d40d654ba		1	0.3%
104d7f9eb5cc429		1	0.3%
1058921f8e3e471		1	0.3%
10e47f214cb7482		1	0.3%
1124288a21f7429		1	0.3%
11324295e37b4bc		1	0.3%
120745e30ae2426		1	0.3%
14b0a6db23fb42a		1	0.3%
14c013df40e448d		1	0.3%
1559b44962074f1		1	0.3%
15d825f70832453		1	0.3%
15daaf897d21429		1	0.3%
165176d72b6e412		1	0.3%
179be7cbf9884e0		1	0.3%
17ad285d62d7495		1	0.3%
18cad48cbad4438		1	0.3%
19e17412e1bb43c		1	0.3%

File : CSEC4D

interview__id: Unique 32-character long identifier of the interview

Value	Label	Cases	Percentage
1a7113db20214df		1	0.3%
1abf78b9247749b		1	0.3%
1b8cc2c21714481		1	0.3%
1d1c39bd455d40e		1	0.3%
1eb5ffb1eeb14468		1	0.3%
1f82d12a97c5472		1	0.3%
1f9751e8115d473		1	0.3%
20b3dc70a2ef47ff		1	0.3%
22079ff2853f489c		1	0.3%
22305ac5a3e1460		1	0.3%
2298e1b9396042c		1	0.3%
23f6bb268b504e5		1	0.3%
24dff56428de471e		1	0.3%
2687e3cb2fe0474		1	0.3%
26be7462ce5e43d		1	0.3%
26eef9075b7349a		1	0.3%
26f0c6653b8b4c1		1	0.3%
293ecee7a80a482		1	0.3%
29cc9b2639524c4		1	0.3%
2b8544e9cb7347f		1	0.3%
2bc65237da7d4f7		1	0.3%
2bea2c4985dd4f4		1	0.3%
2c2b89bb4ed2475		1	0.3%
2c4950efbc4f485c		1	0.3%
2c5000cc7fa54dbb		1	0.3%
2c7dff734efc4ccb		1	0.3%
2c8f787219df44a8		1	0.3%
2d21136097a4458		1	0.3%
2f0258e282264dd		1	0.3%
2f3dadda9c4d49b		1	0.3%
303f41c72565478		1	0.3%
30b9d5e1f9fe43dc		1	0.3%
30fa92d582c34ff8		1	0.3%
312a435313e240e		1	0.3%
31a3f66b5452449		1	0.3%
32bb43e6ccef4255		1	0.3%
333db34cb097445		1	0.3%
34533291de9b4e3		1	0.3%
349edf6fc6cb49dc		1	0.3%
34efbcd896549f7		1	0.3%
362ff1525f0b427c		1	0.3%
369a2e686b0641f		1	0.3%
37c7d386630e44f		1	0.3%

File : CSEC4D

interview__id: Unique 32-character long identifier of the interview

Value	Label	Cases	Percentage
391f45ad2d3548e		1	0.3%
39627200a32c462		1	0.3%
39e38a8716404f4		1	0.3%
3a542ba2ee9a46d		1	0.3%
3ac09195350c451		1	0.3%
3b3c7af2481243f		1	0.3%
3ce08aeb981a41a		1	0.3%
3cf0a1fa46ae4682		1	0.3%
3d61703566614f4		1	0.3%
3f41cdc7f4484a90		1	0.3%
40927a9f8da44e0		1	0.3%
41d507da42f24fa		1	0.3%
44c8e8b546fa4e9		1	0.3%
4582b29c263744c		1	0.3%
45e2495043be477		1	0.3%
468987393fd4448		1	0.3%
46bc8364e56f4e2		1	0.3%
481f3d44d4074b5		1	0.3%
49123f99dd9b486		1	0.3%
4936d20fd0be487		1	0.3%
49d2684cbd464ee		1	0.3%
4af38353df164c5		1	0.3%
4b07af9a7bac483		1	0.3%
4b14fdfdc4154af5		1	0.3%
4dd40973252a4df		1	0.3%
4e6fd738620241a		1	0.3%
50a0e9476f3f494		1	0.3%
51986b54676d4e3		1	0.3%
527a88628b1c424		1	0.3%
5300060198c04c3		1	0.3%
53fa8063d7db498		1	0.3%
54d04063673a4a7		1	0.3%
559f5482d2fa4c7		1	0.3%
55b84b9565e6420		1	0.3%
56225232b30346		1	0.3%
57061e3264f8499		1	0.3%
58cf916082f84b1		1	0.3%
58d95fc30734424		1	0.3%
59accfcd4d542a2		1	0.3%
5a30e64718014fc		1	0.3%
5b2bb8ba8da5434		1	0.3%
5b3c6ba74736462		1	0.3%
5c104965b505425		1	0.3%

File : CSEC4D

interview__id: Unique 32-character long identifier of the interview

Value	Label	Cases	Percentage
5c166c1642f340b		1	0.3%
5ed8795ec990433		1	0.3%
5f625ed846014f1		1	0.3%
5f9671150b6c4d8		1	0.3%
5f9c80627104486		1	0.3%
5fd0f31f330a49a7		1	0.3%
608bfd2bd5f8412		1	0.3%
61dc08d3c51a46b		1	0.3%
61e4b68c15e0457		1	0.3%
62af21468f5b4edl		1	0.3%
62f01c4bc6cf48c7		1	0.3%
63ef3bf75fef4be6		1	0.3%
645e8f52e0284da		1	0.3%
652892d80eef4dc		1	0.3%
6576b15a95a0431		1	0.3%
6596c2921b4f49f		1	0.3%
65e342045671412		1	0.3%
663e019dae8f42e		1	0.3%
664e98a3af9c465		1	0.3%
67ac1b9b59384c0		1	0.3%
67d77e0fbf754e2		1	0.3%
68984e8f107b4fc1		1	0.3%
68b87f690c5e4d4		1	0.3%
69fdbce170a3499		1	0.3%
6aac54099d5446c		1	0.3%
6be18dc7379a4d8		1	0.3%
6cb2e1bf1182402		1	0.3%
6d561d7e1bb34b0		1	0.3%
6d6546ea45a24cc		1	0.3%
6e7a08685b68404		1	0.3%
6ec8cecb648e4b6		1	0.3%
6fb3d5bdc87496		1	0.3%
712dd05dfdf54bc		1	0.3%
73b6584e55df47e		1	0.3%
73edb914e5ec4a6		1	0.3%
74879a94288749c		1	0.3%
75df2b5c7d6b492		1	0.3%
76a347dba3c945d		1	0.3%
77b63a2a3a5846c		1	0.3%
78b1f1144ce740d		1	0.3%
7934cfadf18a4020		1	0.3%
7a92a755edec4d6		1	0.3%
7af284e10f40460		1	0.3%

File : CSEC4D

interview__id: Unique 32-character long identifier of the interview

Value	Label	Cases	Percentage
7b71511069ca41c		1	0.3%
7b91ac7196d446f		1	0.3%
7ceaac984dc4433		1	0.3%
7f25311583624b7		1	0.3%
80c5e48699bc48b		1	0.3%
81def38cfed24edc		1	0.3%
81f2300746cc4b0		1	0.3%
824efbe20846431		1	0.3%
825a4d9c10674fb		1	0.3%
82e2ee46332f4f5c		1	0.3%
865a0a2dd0d442a		1	0.3%
87d1a29404f2409		1	0.3%
8b2193d437e6485		1	0.3%
8c60b24c5d69455		1	0.3%
8da56015c708420		1	0.3%
8ed0e75643204d2		1	0.3%
8f69cfcd9bea4a2a		1	0.3%
909b86e277fe480		1	0.3%
91e89e7118c041f		1	0.3%
92722375ee7a482		1	0.3%
93268921598f4e9		1	0.3%
942d21651db145e		1	0.3%
94a28a335ad8409		1	0.3%
94ae3c15a2df4270		1	0.3%
94d6a92de2aa418		1	0.3%
94e8fb8cab7846d		1	0.3%
977cf8b59c214cd		1	0.3%
9836e079cdd949e		1	0.3%
987cf3a3f3f04a53		1	0.3%
989fa310b635456		1	0.3%
98c92ebc81274b4		1	0.3%
98ff8b8f6835485f		1	0.3%
991ea35afb8c4a5b		1	0.3%
9ae38f33171f4fb8		1	0.3%
9b29a92d6753467		1	0.3%
9c42c15316c0441		1	0.3%
9c877a6abcc44e2		1	0.3%
9ecbe56df9f249d3		1	0.3%
9ef24898f0e04e6f		1	0.3%
a03a17e845b8444		1	0.3%
a0525377534b48f		1	0.3%
a221543631f5448		1	0.3%
a29bda3a56964ba		1	0.3%

File : CSEC4D

interview__id: Unique 32-character long identifier of the interview

Value	Label	Cases	Percentage
a3908ba3b92f4fe1		1	0.3%
a4729f20438e493		1	0.3%
a5e08a9b2416439		1	0.3%
a93651e6ad8d4de		1	0.3%
a9b092b3952f4ec		1	0.3%
aeefbdde40724ba		1	0.3%
b00970f7c1fd483		1	0.3%
b0b5ef4a81ee422		1	0.3%
b0cd107e76604c5		1	0.3%
b105a36a56b84f6		1	0.3%
b136b27d911942		1	0.3%
b137ae14a69249f		1	0.3%
b2e36352f5d9409		1	0.3%
b330812745fa4e7		1	0.3%
b341d8d4669945		1	0.3%
b4251f797f5f478		1	0.3%
b562c88957c5417		1	0.3%
b59699570a7a45a		1	0.3%
b60db776f7044c0		1	0.3%
b6beade8c2fb4ba		1	0.3%
b6c120c8e36f4d4		1	0.3%
b71b6b7c544e41f		1	0.3%
b92db033a86e4ab		1	0.3%
bad2132fae8a424		1	0.3%
bb6db2bb7e894ee		1	0.3%
bb91dac00ca941a		1	0.3%
bbb3f63e02a24e3		1	0.3%
bbd5aebfc1a54cfe		1	0.3%
bcc6e03bb2a5433		1	0.3%
bcf4623a365e435		1	0.3%
bfade52afbbe499		1	0.3%
bfc868c5c591428		1	0.3%
c015bae305344f9		1	0.3%
c14a86da4ace406		1	0.3%
c1a22955cf934b9		1	0.3%
c208d41946924e2		1	0.3%
c2a083238ac94fc		1	0.3%
c3356144806643		1	0.3%
c40d2554992447		1	0.3%
c5a985e708a7459		1	0.3%
c7bcab112852484		1	0.3%
c997c4379310457		1	0.3%
c9f3e3b01148416		1	0.3%

File : CSEC4D

interview__id: Unique 32-character long identifier of the interview

Value	Label	Cases	Percentage
ca4736d2f7a74a89		1	0.3%
caa6f80f888744d0		1	0.3%
cbe3a418c67c437		1	0.3%
cc8047dc8a484aa		1	0.3%
cd1474d77fac421		1	0.3%
ce05dd69d60e43e		1	0.3%
ce31748c847d40a		1	0.3%
cedfce2c57e641d1		1	0.3%
d091d72bf34743f		1	0.3%
d4b645c8dabe4a1		1	0.3%
d4e9ef0dc2b74bf2		1	0.3%
d56d66a6c7584c2		1	0.3%
d63a27ac1a6d4af3		1	0.3%
d63ba4eb8a1c4a0		1	0.3%
d6aa486f005240b		1	0.3%
d7b1236aabb94f6		1	0.3%
d7df893335d04af		1	0.3%
d84f5f9e3a694d3c		1	0.3%
d8e480e0083545f		1	0.3%
d983e831143f41a		1	0.3%
da5e5ab5a00e480		1	0.3%
da7a73e6a465427		1	0.3%
db979bdcd2e148f		1	0.3%
dc1776a9a0e14f4		1	0.3%
dda5335ce205431		1	0.3%
df04ee2c0e3a4107		1	0.3%
dfbc222d6117426		1	0.3%
e106494d0ae84f2		1	0.3%
e23a30e088d1453		1	0.3%
e24222c61b9f456		1	0.3%
e282714b05cb42t		1	0.3%
e3166e34b04d473		1	0.3%
e4d52a1c0a1148d		1	0.3%
e4ddc650064a4c0		1	0.3%
e614b8ae67d44c8		1	0.3%
e61b5559a1b4404		1	0.3%
e6d0819875ec42e		1	0.3%
e77d4f6292d2475		1	0.3%
e86a2ea031ca4f9c		1	0.3%
e8b86f9566254e7		1	0.3%
e90883e23667495		1	0.3%
e9acfec9f50e43a8		1	0.3%
e9e027640d2a450		1	0.3%

File : CSEC4D

interview__id: Unique 32-character long identifier of the interview

Value	Label	Cases	Percentage
e9ee6e0d15b54db		1	<div></div> 0.3%
eb8f3695097d4ec		1	<div></div> 0.3%
ebb0b322a786451		1	<div></div> 0.3%
ed628650c92d451		1	<div></div> 0.3%
ee245be814ce483		1	<div></div> 0.3%
ef0a2c1050d9446		1	<div></div> 0.3%
f11ff6935d374a37		1	<div></div> 0.3%
f2753e0a1ee1407a		1	<div></div> 0.3%
f310f9362b1e429c		1	<div></div> 0.3%
f4f37a3e35c44dc4		1	<div></div> 0.3%
f7c8666f68b2434a		1	<div></div> 0.3%
fa6d43e574104db		1	<div></div> 0.3%
fad0449bb4f0427b		1	<div></div> 0.3%
fbdb75a9b0ab4f6c		1	<div></div> 0.3%
fc8c4458e87f4d78		1	<div></div> 0.3%
fd96d6f934ab457c		1	<div></div> 0.3%
fe36e5eff69c4cb2		1	<div></div> 0.3%
ff38ebd77e0b421a		1	<div></div> 0.3%
ffc83c8361694f8c		1	<div></div> 0.3%

Warning: these figures indicate the number of cases found in the data file. They cannot be interpreted as summary statistics of the population of interest.

s4dq49: 49. How do you rate the frequency of Malaria at your health facility during the

Information	[Type= discrete] [Format=numeric] [Range= 1-4] [Missing=*]
Statistics [NW/ W]	[Valid=230 /-] [Invalid=77 /-]

Value	Label	Cases	Percentage
1	High	131	<div></div> 57.0%
2	Average	66	<div></div> 28.7%
3	Low	32	<div></div> 13.9%
4	None	1	<div></div> 0.4%
Sysmiss		77	

Warning: these figures indicate the number of cases found in the data file. They cannot be interpreted as summary statistics of the population of interest.

s4dq50: 50. How do you rate the frequency of TB at your health facility during the last

Information	[Type= discrete] [Format=numeric] [Range= 1-4] [Missing=*]
Statistics [NW/ W]	[Valid=230 /-] [Invalid=77 /-]

Value	Label	Cases	Percentage
1	High	24	<div></div> 10.4%
2	Average	48	<div></div> 20.9%
3	Low	95	<div></div> 41.3%
4	None	63	<div></div> 27.4%
Sysmiss		77	

Warning: these figures indicate the number of cases found in the data file. They cannot be interpreted as summary statistics of the population of interest.

s4dq51: 51. How do you rate the frequency of Injuries at your health facility during the

Information	[Type= discrete] [Format=numeric] [Range= 1-4] [Missing=*]
-------------	--

File : CSEC4D

s4dq51: 51. How do you rate the frequency of Injuries at your health facility during the

Statistics [NW/ W] [Valid=230 /-] [Invalid=77 /-]

Value	Label	Cases	Percentage
1	High	8	3.5%
2	Average	71	30.9%
3	Low	144	62.6%
4	None	7	3.0%
Sysmiss		77	

Warning: these figures indicate the number of cases found in the data file. They cannot be interpreted as summary statistics of the population of interest.

s4dq52: 52. How do you rate the frequency of Measles at your health facility during the

Information [Type= discrete] [Format=numeric] [Range= 1-4] [Missing=*]

Statistics [NW/ W] [Valid=230 /-] [Invalid=77 /-]

Value	Label	Cases	Percentage
1	High	10	4.3%
2	Average	13	5.7%
3	Low	81	35.2%
4	None	126	54.8%
Sysmiss		77	

Warning: these figures indicate the number of cases found in the data file. They cannot be interpreted as summary statistics of the population of interest.

s4dq53: 53. How do you rate the frequency of Birth related at your health facility durin

Information [Type= discrete] [Format=numeric] [Range= 1-4] [Missing=*]

Statistics [NW/ W] [Valid=229 /-] [Invalid=78 /-]

Value	Label	Cases	Percentage
1	High	8	3.5%
2	Average	37	16.2%
3	Low	123	53.7%
4	None	61	26.6%
Sysmiss		78	

Warning: these figures indicate the number of cases found in the data file. They cannot be interpreted as summary statistics of the population of interest.

s4dq54: 54. How do you rate the frequency of Diarrhea at your health facility during the

Information [Type= discrete] [Format=numeric] [Range= 1-4] [Missing=*]

Statistics [NW/ W] [Valid=230 /-] [Invalid=77 /-]

Value	Label	Cases	Percentage
1	High	40	17.4%
2	Average	115	50.0%
3	Low	71	30.9%
4	None	4	1.7%
Sysmiss		77	

Warning: these figures indicate the number of cases found in the data file. They cannot be interpreted as summary statistics of the population of interest.

s4dq55: 55. How do you rate the frequency of Acute Respiratory Infections at your health

Information [Type= discrete] [Format=numeric] [Range= 1-4] [Missing=*]

Statistics [NW/ W] [Valid=230 /-] [Invalid=77 /-]

File : CSEC4D

s4dq55: 55. How do you rate the frequency of Acute Respiratory Infections at your health

Value	Label	Cases	Percentage
1	High	84	<div><div></div></div> 36.5%
2	Average	96	<div><div></div></div> 41.7%
3	Low	41	<div><div></div></div> 17.8%
4	None	9	<div><div></div></div> 3.9%
Sysmiss		77	

Warning: these figures indicate the number of cases found in the data file. They cannot be interpreted as summary statistics of the population of interest.

s4dq56: 56. How do you rate the frequency of STI/HIV/AIDS at your health facility during

Information	[Type= discrete] [Format=numeric] [Range= 1-4] [Missing=*]
Statistics [NW/ W]	[Valid=230 /-] [Invalid=77 /-]

Value	Label	Cases	Percentage
1	High	55	<div><div></div></div> 23.9%
2	Average	119	<div><div></div></div> 51.7%
3	Low	47	<div><div></div></div> 20.4%
4	None	9	<div><div></div></div> 3.9%
Sysmiss		77	

Warning: these figures indicate the number of cases found in the data file. They cannot be interpreted as summary statistics of the population of interest.

s4dq57: 57. How do you rate the frequency of Diabetes at your health facility during the

Information	[Type= discrete] [Format=numeric] [Range= 1-4] [Missing=*]
Statistics [NW/ W]	[Valid=230 /-] [Invalid=77 /-]

Value	Label	Cases	Percentage
1	High	1	<div><div></div></div> 0.4%
2	Average	31	<div><div></div></div> 13.5%
3	Low	98	<div><div></div></div> 42.6%
4	None	100	<div><div></div></div> 43.5%
Sysmiss		77	

Warning: these figures indicate the number of cases found in the data file. They cannot be interpreted as summary statistics of the population of interest.

s4dq58: 58. How do you rate the frequency of Cardiovascular diseases at your health faci

Information	[Type= discrete] [Format=numeric] [Range= 1-4] [Missing=*]
Statistics [NW/ W]	[Valid=230 /-] [Invalid=77 /-]

Value	Label	Cases	Percentage
1	High	3	<div><div></div></div> 1.3%
2	Average	50	<div><div></div></div> 21.7%
3	Low	104	<div><div></div></div> 45.2%
4	None	73	<div><div></div></div> 31.7%
Sysmiss		77	

Warning: these figures indicate the number of cases found in the data file. They cannot be interpreted as summary statistics of the population of interest.

s4dq59a: 59a. How do you rate the frequency of Other (specify) at your health facility du

Information	[Type= discrete] [Format=numeric] [Range= 1-4] [Missing=*]
Statistics [NW/ W]	[Valid=229 /-] [Invalid=78 /-]

File : CSEC4D

s4dq59a: 59a. How do you rate the frequency of Other (specify) at your health facility du

Value	Label	Cases	Percentage
1	High	37	16.2%
2	Average	60	26.2%
3	Low	23	10.0%
4	None	109	47.6%
Sysmiss		78	

Warning: these figures indicate the number of cases found in the data file. They cannot be interpreted as summary statistics of the population of interest.

s4dq59b: 59b. How do you rate the frequency of Other (specify) at your health facility du

Information	[Type= discrete] [Format=numeric] [Range= 1-4] [Missing=*]		
Statistics [NW/ W]	[Valid=229 /-] [Invalid=78 /-]		
Value	Label	Cases	Percentage
1	High	24	10.5%
2	Average	53	23.1%
3	Low	9	3.9%
4	None	143	62.4%
Sysmiss		78	

Warning: these figures indicate the number of cases found in the data file. They cannot be interpreted as summary statistics of the population of interest.

s4dq59c: 59c. How do you rate the frequency of Other (specify) at your health facility du

Information	[Type= discrete] [Format=numeric] [Range= 1-4] [Missing=*]		
Statistics [NW/ W]	[Valid=229 /-] [Invalid=78 /-]		
Value	Label	Cases	Percentage
1	High	8	3.5%
2	Average	33	14.4%
3	Low	4	1.7%
4	None	184	80.3%
Sysmiss		78	

Warning: these figures indicate the number of cases found in the data file. They cannot be interpreted as summary statistics of the population of interest.

File : CSEC4E

Final_EA_code: Enumeration Area Unique identifier

Information [Type= discrete] [Format=character] [Missing=*]

Statistics [NW/ W] [Valid=3684 /-] [Invalid=0 /-]

Value	Label	Cases	Percentage	
101204020501		12		0.3%
102101040201		12		0.3%
102101080210		12		0.3%
102102020513		12		0.3%
102102050406		12		0.3%
102102060108		12		0.3%
102102080506		12		0.3%
102103010916		12		0.3%
102103041252		12		0.3%
102103050203		12		0.3%
102103050439		12		0.3%
102103060631		12		0.3%
102103080303		12		0.3%
102103120844		12		0.3%
102104010236		12		0.3%
102104020103		12		0.3%
102104020313		12		0.3%
102104081332		12		0.3%
102104163014		12		0.3%
102104190357		12		0.3%
102105010613		12		0.3%
102105030701		12		0.3%
102105040650		12		0.3%
102105100433		12		0.3%
102105130528		12		0.3%
102105150507		12		0.3%
103105050501		12		0.3%
103107020109		12		0.3%
104102040606		12		0.3%
104104030820		12		0.3%
104105040311		12		0.3%
104208040401		12		0.3%
105105020108		12		0.3%
106101010605		12		0.3%
106101090206		12		0.3%
106106060103		12		0.3%
107202060102		12		0.3%
107302030503		12		0.3%
107305070203		12		0.3%
107402030203		12		0.3%
107403060301		12		0.3%

File : CSEC4E

Final_EA_code: Enumeration Area Unique identifier

Value	Label	Cases	Percentage	
108106030909		12		0.3%
108301010115		12		0.3%
108301050512		12		0.3%
110203060109		12		0.3%
110204010703		12		0.3%
110206030911		12		0.3%
110207040309		12		0.3%
110305010603		12		0.3%
110306010205		12		0.3%
111102010811		12		0.3%
111202040320		12		0.3%
111202061528		12		0.3%
112102030202		12		0.3%
112104021001		12		0.3%
112204030107		12		0.3%
113105040201		12		0.3%
113105050532		12		0.3%
113111020505		12		0.3%
113113020418		12		0.3%
113113060242		12		0.3%
113301010130		12		0.3%
113301050411		12		0.3%
113406060107		12		0.3%
113604010110		12		0.3%
115103020402		12		0.3%
115104030401		12		0.3%
115202070303		12		0.3%
115206030602		12		0.3%
115303040507		12		0.3%
115303050716		12		0.3%
116102050101		12		0.3%
117106050206		12		0.3%
117201050401		12		0.3%
117202080201		12		0.3%
117301041130		12		0.3%
117301041137		12		0.3%
117302030901		12		0.3%
117302060527		12		0.3%
118101041020		12		0.3%
119104030404		12		0.3%
120106010101		12		0.3%
122102060404		12		0.3%
122105020311		12		0.3%

File : CSEC4E

Final_EA_code: Enumeration Area Unique identifier

Value	Label	Cases	Percentage	
122106021812		12		0.3%
123110030105		12		0.3%
124101050211		12		0.3%
124101050312		12		0.3%
124103021620		12		0.3%
124104040103		12		0.3%
124107010620		12		0.3%
124108021108		12		0.3%
125105010702		12		0.3%
201203010310		12		0.3%
201206020507		12		0.3%
201210090210		12		0.3%
202205030602		12		0.3%
203202030310		12		0.3%
203202040303		12		0.3%
203301010111		12		0.3%
204101030213		12		0.3%
204102040514		12		0.3%
204203010514		12		0.3%
204301010302		12		0.3%
204301020206		12		0.3%
204301030308		12		0.3%
204302051318		12		0.3%
205101020309		12		0.3%
205101030109		12		0.3%
205107030213		12		0.3%
207104010604		12		0.3%
208102140202		12		0.3%
208107130101		12		0.3%
208202080102		12		0.3%
209201010506		12		0.3%
210306040101		12		0.3%
210306040102		12		0.3%
211105030205		12		0.3%
211106070404		12		0.3%
211107030208		12		0.3%
212104030611		12		0.3%
212105040709		12		0.3%
212202010105		12		0.3%
212305020404		12		0.3%
214101040303		12		0.3%
214101060404		12		0.3%
214102020611		12		0.3%

File : CSEC4E

Final_EA_code: Enumeration Area Unique identifier

Value	Label	Cases	Percentage	
214108010504		12		0.3%
214113010305		12		0.3%
214114030515		12		0.3%
215109020818		12		0.3%
215115020203		12		0.3%
215120020808		12		0.3%
216202030604		12		0.3%
218103021305		12		0.3%
218115040101		12		0.3%
219103120104		12		0.3%
219103170202		12		0.3%
221109020302		12		0.3%
221109050505		12		0.3%
222111021102		12		0.3%
223108100606		12		0.3%
223120020410		12		0.3%
223121010401		12		0.3%
223121030202		12		0.3%
223126011515		12		0.3%
223128010204		12		0.3%
223135040509		12		0.3%
224105051111		12		0.3%
225103041522		12		0.3%
225114032604		12		0.3%
226101010214		12		0.3%
226102050810		12		0.3%
226104040305		12		0.3%
226105051005		12		0.3%
228102030405		12		0.3%
229104021009		12		0.3%
230105010304		12		0.3%
230105040506		12		0.3%
230109050511		12		0.3%
232101040606		12		0.3%
232203040502		12		0.3%
302101021503		12		0.3%
302201050803		12		0.3%
302204050508		12		0.3%
302205050202		12		0.3%
302303070505		12		0.3%
303201020510		12		0.3%
303202060606		12		0.3%
303204050605		12		0.3%

File : CSEC4E

Final_EA_code: Enumeration Area Unique identifier

Value	Label	Cases	Percentage	
303402040806		12		0.3%
303404010207		12		0.3%
303404030404		12		0.3%
303405070316		12		0.3%
303405071314		12		0.3%
303503041111		12		0.3%
303504020504		12		0.3%
304102010107		12		0.3%
304204020110		12		0.3%
304301040405		12		0.3%
306201010103		12		0.3%
306203010305		12		0.3%
306204010301		12		0.3%
306204020605		12		0.3%
307108020605		12		0.3%
307108030304		12		0.3%
307108030708		12		0.3%
307108030908		12		0.3%
307202030201		12		0.3%
308102060619		12		0.3%
309103050101		12		0.3%
309104050403		12		0.3%
309204060609		12		0.3%
310102021618		12		0.3%
310202030204		12		0.3%
310306030909		12		0.3%
310306040802		12		0.3%
310306041001		12		0.3%
311102010107		12		0.3%
311103020202		12		0.3%
311105051111		12		0.3%
311202010102		12		0.3%
312105020216		12		0.3%
313102050501		12		0.3%
313104010108		12		0.3%
314101030304		12		0.3%
314103040301		12		0.3%
314105010202		12		0.3%
315105030209		12		0.3%
317101010205		12		0.3%
317103020201		12		0.3%
317107051210		12		0.3%
318102020202		12		0.3%

File : CSEC4E

Final_EA_code: Enumeration Area Unique identifier

Value	Label	Cases	Percentage
318103020406		12	0.3%
318112010303		12	0.3%
318114020701		12	0.3%
318116050101		12	0.3%
319105080306		12	0.3%
319107020203		12	0.3%
319203030409		12	0.3%
320102020601		12	0.3%
320102040601		12	0.3%
320108080103		12	0.3%
321103040514		12	0.3%
321105050214		12	0.3%
321106010504		12	0.3%
321107061709		12	0.3%
322108020610		12	0.3%
322111041206		12	0.3%
323104030201		12	0.3%
323106040915		12	0.3%
323108030411		12	0.3%
324101011403		12	0.3%
324104010503		12	0.3%
325101020514		12	0.3%
325103060113		12	0.3%
325103060210		12	0.3%
325107010301		12	0.3%
327103030510		12	0.3%
327106020513		12	0.3%
329106020616		12	0.3%
330107010101		12	0.3%
330110010403		12	0.3%
402208050714		12	0.3%
402210030714		12	0.3%
403101020501		12	0.3%
403105050205		12	0.3%
403201020515		12	0.3%
403301030215		12	0.3%
404102030405		12	0.3%
404207040904		12	0.3%
404403030304		12	0.3%
405104020509		12	0.3%
405203030403		12	0.3%
405211011114		12	0.3%
405301040904		12	0.3%

File : CSEC4E

Final_EA_code: Enumeration Area Unique identifier

Value	Label	Cases	Percentage
405302030405		12	0.3%
406108040102		12	0.3%
406201020310		12	0.3%
406210060603		12	0.3%
406212010207		12	0.3%
406303070608		12	0.3%
407106021906		12	0.3%
408102011215		12	0.3%
408112020621		12	0.3%
408113040517		12	0.3%
409101040104		12	0.3%
409203050902		12	0.3%
409301030405		12	0.3%
410101040507		12	0.3%
410201010654		12	0.3%
410201010733		12	0.3%
410303060103		12	0.3%
411203020101		12	0.3%
411302020404		12	0.3%
411402020404		12	0.3%
411403030809		12	0.3%
412103070506		12	0.3%
412201070408		12	0.3%
412203040507		12	0.3%
414116010603		12	0.3%
415105020404		12	0.3%
415106081213		12	0.3%
415110040403		12	0.3%
415114070301		12	0.3%
415115040706		12	0.3%
417102010602		12	0.3%
417103010710		12	0.3%
417107030404		12	0.3%
417109040205		12	0.3%
417201010905		12	0.3%
417202010210		12	0.3%
418104030103		12	0.3%
418201020305		12	0.3%
418202010203		12	0.3%
418209070214		12	0.3%
419204020202		12	0.3%
420107040304		12	0.3%
420108030901		12	0.3%

File : CSEC4E

Final_EA_code: Enumeration Area Unique identifier

Value	Label	Cases	Percentage	
422102010506		12		0.3%
422107010808		12		0.3%
423110010602		12		0.3%
424105020201		12		0.3%
426202040101		12		0.3%
427202040214		12		0.3%
428111030515		12		0.3%
432205040203		12		0.3%

Warning: these figures indicate the number of cases found in the data file. They cannot be interpreted as summary statistics of the population of interest.

interview__id: Unique 32-character long identifier of the interview

Information	[Type= discrete] [Format=character] [Missing=*]
Statistics [NW/ W]	[Valid=3684 /-] [Invalid=0 /-]

Value	Label	Cases	Percentage	
05a0fe0e9f714c0t		12		0.3%
05f078de3c20400		12		0.3%
07ae8f7297234ae		12		0.3%
0878b9ca320646c		12		0.3%
098b64d5f62d444		12		0.3%
09bfa283100c462		12		0.3%
0aee3535b7234e0		12		0.3%
0b08b47250b441c		12		0.3%
0c7be6801de643e		12		0.3%
0d07cf9a197b4ea		12		0.3%
0d35d167e05a48c		12		0.3%
0e0a6e4e61be4e8		12		0.3%
0f26d7f7b06f4b9		12		0.3%
103ae2d40d654ba		12		0.3%
104d7f9eb5cc429		12		0.3%
1058921f8e3e471		12		0.3%
10e47f214cb7482		12		0.3%
1124288a21f7429		12		0.3%
11324295e37b4bc		12		0.3%
120745e30ae2426		12		0.3%
14b0a6db23fb42a		12		0.3%
14c013df40e448d		12		0.3%
1559b44962074f1		12		0.3%
15d825f70832453		12		0.3%
15daaf897d21429		12		0.3%
165176d72b6e412		12		0.3%
179be7cbf9884e0		12		0.3%
17ad285d62d7495		12		0.3%
18cad48cbad4438		12		0.3%
19e17412e1bb43c		12		0.3%

File : CSEC4E

interview__id: Unique 32-character long identifier of the interview

Value	Label	Cases	Percentage
1a7113db20214df		12	0.3%
1abf78b9247749b		12	0.3%
1b8cc2c21714481		12	0.3%
1d1c39bd455d40e		12	0.3%
1eb5ffb1eeb14468		12	0.3%
1f82d12a97c5472		12	0.3%
1f9751e8115d473		12	0.3%
20b3dc70a2ef47ff		12	0.3%
22079ff2853f489c		12	0.3%
22305ac5a3e1460		12	0.3%
2298e1b9396042c		12	0.3%
23f6bb268b504e5		12	0.3%
24dff56428de471e		12	0.3%
2687e3cb2fe0474		12	0.3%
26be7462ce5e43d		12	0.3%
26eef9075b7349a		12	0.3%
26f0c6653b8b4c1		12	0.3%
293ecee7a80a482		12	0.3%
29cc9b2639524c4		12	0.3%
2b8544e9cb7347f		12	0.3%
2bc65237da7d4f7		12	0.3%
2bea2c4985dd4f4		12	0.3%
2c2b89bb4ed2475		12	0.3%
2c4950efbc4f485c		12	0.3%
2c5000cc7fa54dbb		12	0.3%
2c7dff734efc4ccb		12	0.3%
2c8f787219df44a		12	0.3%
2d21136097a4458		12	0.3%
2f0258e282264dd		12	0.3%
2f3dadda9c4d49b		12	0.3%
303f41c72565478		12	0.3%
30b9d5e1f9fe43d		12	0.3%
30fa92d582c34ff		12	0.3%
312a435313e240e		12	0.3%
31a3f66b5452449		12	0.3%
32bb43e6ccef425		12	0.3%
333db34cb097445		12	0.3%
34533291de9b4e3		12	0.3%
349edf6fc6cb49d		12	0.3%
34efbcd896549f7		12	0.3%
362ff1525f0b427e		12	0.3%
369a2e686b0641f		12	0.3%
37c7d386630e44f		12	0.3%

File : CSEC4E

interview__id: Unique 32-character long identifier of the interview

Value	Label	Cases	Percentage
391f45ad2d3548e		12	0.3%
39627200a32c462		12	0.3%
39e38a8716404f4		12	0.3%
3a542ba2ee9a46d		12	0.3%
3ac09195350c451		12	0.3%
3b3c7af2481243f		12	0.3%
3ce08aeb981a41a		12	0.3%
3cf0a1fa46ae4682		12	0.3%
3d61703566614f4		12	0.3%
3f41cdc7f4484a90		12	0.3%
40927a9f8da44e0		12	0.3%
41d507da42f24fa		12	0.3%
44c8e8b546fa4e9		12	0.3%
4582b29c263744c		12	0.3%
45e2495043be477		12	0.3%
468987393fd4448		12	0.3%
46bc8364e56f4e2		12	0.3%
481f3d44d4074b5		12	0.3%
49123f99dd9b486		12	0.3%
4936d20fd0be487		12	0.3%
49d2684cbd464ee		12	0.3%
4af38353df164c5		12	0.3%
4b07af9a7bac483		12	0.3%
4b14fdfdc4154af5		12	0.3%
4dd40973252a4df		12	0.3%
4e6fd738620241a		12	0.3%
50a0e9476f3f494		12	0.3%
51986b54676d4e3		12	0.3%
527a88628b1c424		12	0.3%
5300060198c04c3		12	0.3%
53fa8063d7db498		12	0.3%
54d04063673a4a7		12	0.3%
559f5482d2fa4c7		12	0.3%
55b84b9565e6420		12	0.3%
56225232b30346c		12	0.3%
57061e3264f8499		12	0.3%
58cf916082f84b1		12	0.3%
58d95fc30734424		12	0.3%
59accfcd4d542a7		12	0.3%
5a30e64718014fc		12	0.3%
5b2bb8ba8da5434		12	0.3%
5b3c6ba74736462		12	0.3%
5c104965b505425		12	0.3%

File : CSEC4E

interview__id: Unique 32-character long identifier of the interview

Value	Label	Cases	Percentage
5c166c1642f340b		12	0.3%
5ed8795ec990433		12	0.3%
5f625ed846014f1		12	0.3%
5f9671150b6c4d8		12	0.3%
5f9c80627104486		12	0.3%
5fd0f31f330a49a7		12	0.3%
608bfd2bd5f8412		12	0.3%
61dc08d3c51a46b		12	0.3%
61e4b68c15e0457		12	0.3%
62af21468f5b4edl		12	0.3%
62f01c4bc6cf48c7		12	0.3%
63ef3bf75fef4be6		12	0.3%
645e8f52e0284da		12	0.3%
652892d80eef4dc		12	0.3%
6576b15a95a0431		12	0.3%
6596c2921b4f49f		12	0.3%
65e342045671412		12	0.3%
663e019dae8f42e		12	0.3%
664e98a3af9c465		12	0.3%
67ac1b9b59384c0		12	0.3%
67d77e0fbf754e2		12	0.3%
68984e8f107b4fc1		12	0.3%
68b87f690c5e4d4		12	0.3%
69fdbce170a3499		12	0.3%
6aac54099d5446c		12	0.3%
6be18dc7379a4d8		12	0.3%
6cb2e1bf1182402		12	0.3%
6d561d7e1bb34b0		12	0.3%
6d6546ea45a24cc		12	0.3%
6e7a08685b68404		12	0.3%
6ec8cecb648e4b6		12	0.3%
6fb3d5bdc87496		12	0.3%
712dd05dfdf54bc		12	0.3%
73b6584e55df47e		12	0.3%
73edb914e5ec4a6		12	0.3%
74879a94288749c		12	0.3%
75df2b5c7d6b492		12	0.3%
76a347dba3c945d		12	0.3%
77b63a2a3a5846c		12	0.3%
78b1f1144ce740d		12	0.3%
7934cfadf18a4020		12	0.3%
7a92a755edec4d6		12	0.3%
7af284e10f40460		12	0.3%

File : CSEC4E

interview__id: Unique 32-character long identifier of the interview

Value	Label	Cases	Percentage
7b71511069ca41c		12	0.3%
7b91ac7196d446f		12	0.3%
7ceaac984dc4433		12	0.3%
7f25311583624b7		12	0.3%
80c5e48699bc48b		12	0.3%
81def38cfed24edc		12	0.3%
81f2300746cc4b0		12	0.3%
824efbe20846431		12	0.3%
825a4d9c10674fb		12	0.3%
82e2ee46332f4f5c		12	0.3%
865a0a2dd0d442a		12	0.3%
87d1a29404f2409		12	0.3%
8b2193d437e6485		12	0.3%
8c60b24c5d69455		12	0.3%
8da56015c708420		12	0.3%
8ed0e75643204d2		12	0.3%
8f69cfcd9bea4a2a		12	0.3%
909b86e277fe480		12	0.3%
91e89e7118c041f		12	0.3%
92722375ee7a482		12	0.3%
93268921598f4e9		12	0.3%
942d21651db145e		12	0.3%
94a28a335ad8409		12	0.3%
94ae3c15a2df4270		12	0.3%
94d6a92de2aa418		12	0.3%
94e8fb8cab7846d		12	0.3%
977cf8b59c214cd		12	0.3%
9836e079cdd949e		12	0.3%
987cf3a3f3f04a53		12	0.3%
989fa310b635456		12	0.3%
98c92ebc81274b4		12	0.3%
98ff8b8f6835485f		12	0.3%
991ea35afb8c4a5b		12	0.3%
9ae38f33171f4fb8		12	0.3%
9b29a92d6753467		12	0.3%
9c42c15316c0441		12	0.3%
9c877a6abcc44e2		12	0.3%
9ecbe56df9f249d5		12	0.3%
9ef24898f0e04e6f		12	0.3%
a03a17e845b8444		12	0.3%
a0525377534b48f		12	0.3%
a221543631f5448		12	0.3%
a29bda3a56964ba		12	0.3%

File : CSEC4E

interview__id: Unique 32-character long identifier of the interview

Value	Label	Cases	Percentage	
a3908ba3b92f4fe1		12		0.3%
a4729f20438e493		12		0.3%
a5e08a9b2416439		12		0.3%
a93651e6ad8d4de		12		0.3%
a9b092b3952f4ec		12		0.3%
aeefbdde40724ba		12		0.3%
b00970f7c1fd483		12		0.3%
b0b5ef4a81ee422		12		0.3%
b0cd107e76604c5		12		0.3%
b105a36a56b84f6		12		0.3%
b136b27d911942		12		0.3%
b137ae14a69249f		12		0.3%
b2e36352f5d9409		12		0.3%
b330812745fa4e7		12		0.3%
b341d8d4669945		12		0.3%
b4251f797f5f478		12		0.3%
b562c88957c5417		12		0.3%
b59699570a7a45a		12		0.3%
b60db776f7044c0		12		0.3%
b6beade8c2fb4ba		12		0.3%
b6c120c8e36f4d4		12		0.3%
b71b6b7c544e41f		12		0.3%
b92db033a86e4ab		12		0.3%
bad2132fae8a424		12		0.3%
bb6db2bb7e894ee		12		0.3%
bb91dac00ca941a		12		0.3%
bbb3f63e02a24e3		12		0.3%
bbd5aebfc1a54cfe		12		0.3%
bcc6e03bb2a5433		12		0.3%
bcf4623a365e435		12		0.3%
bfade52afbbe499		12		0.3%
bfc868c5c591428		12		0.3%
c015bae305344f9		12		0.3%
c14a86da4ace406		12		0.3%
c1a22955cf934b9		12		0.3%
c208d41946924e2		12		0.3%
c2a083238ac94fc		12		0.3%
c3356144806643		12		0.3%
c40d2554992447		12		0.3%
c5a985e708a7459		12		0.3%
c7bcab112852484		12		0.3%
c997c4379310457		12		0.3%
c9f3e3b01148416		12		0.3%

File : CSEC4E

interview__id: Unique 32-character long identifier of the interview

Value	Label	Cases	Percentage	
ca4736d2f7a74a89		12		0.3%
caa6f80f888744d0		12		0.3%
cbe3a418c67c4371		12		0.3%
cc8047dc8a484aa1		12		0.3%
cd1474d77fac4211		12		0.3%
ce05dd69d60e43e1		12		0.3%
ce31748c847d40a1		12		0.3%
cedfce2c57e641d1		12		0.3%
d091d72bf34743f1		12		0.3%
d4b645c8dabe4a11		12		0.3%
d4e9ef0dc2b74bf1		12		0.3%
d56d66a6c7584c21		12		0.3%
d63a27ac1a6d4af1		12		0.3%
d63ba4eb8a1c4a01		12		0.3%
d6aa486f005240b1		12		0.3%
d7b1236aabb94f61		12		0.3%
d7df893335d04af1		12		0.3%
d84f5f9e3a694d31		12		0.3%
d8e480e0083545f1		12		0.3%
d983e831143f41a1		12		0.3%
da5e5ab5a00e4801		12		0.3%
da7a73e6a4654271		12		0.3%
db979bdcd2e148f1		12		0.3%
dc1776a9a0e14f41		12		0.3%
dda5335ce2054311		12		0.3%
df04ee2c0e3a4101		12		0.3%
dfbc222d61174261		12		0.3%
e106494d0ae84f21		12		0.3%
e23a30e088d14531		12		0.3%
e24222c61b9f4561		12		0.3%
e282714b05cb42f1		12		0.3%
e3166e34b04d4731		12		0.3%
e4d52a1c0a1148d1		12		0.3%
e4ddc650064a4c01		12		0.3%
e614b8ae67d44c81		12		0.3%
e61b5559a1b44041		12		0.3%
e6d0819875ec42e1		12		0.3%
e77d4f6292d24751		12		0.3%
e86a2ea031ca4f91		12		0.3%
e8b86f9566254e71		12		0.3%
e90883e236674951		12		0.3%
e9acfec9f50e43a81		12		0.3%
e9e027640d2a4501		12		0.3%

File : CSEC4E

interview__id: Unique 32-character long identifier of the interview

Value	Label	Cases	Percentage	
e9ee6e0d15b54db		12		0.3%
eb8f3695097d4ec		12		0.3%
ebb0b322a786451		12		0.3%
ed628650c92d451		12		0.3%
ee245be814ce483		12		0.3%
ef0a2c1050d9446		12		0.3%
f11ff6935d374a37		12		0.3%
f2753e0a1ee1407f		12		0.3%
f310f9362b1e429f		12		0.3%
f4f37a3e35c44dc4		12		0.3%
f7c8666f68b2434f		12		0.3%
fa6d43e574104db		12		0.3%
fad0449bb4f0427f		12		0.3%
fbdb75a9b0ab4f6f		12		0.3%
fc8c4458e87f4d7f		12		0.3%
fd96d6f934ab457f		12		0.3%
fe36e5eff69c4cb2		12		0.3%
ff38ebd77e0b421f		12		0.3%
ffc83c8361694f8c		12		0.3%

Warning: these figures indicate the number of cases found in the data file. They cannot be interpreted as summary statistics of the population of interest.

Common_Stock_id: Drugs/Supplies (roster)

Information	[Type= discrete] [Format=numeric] [Range= 1-12] [Missing=*]
Statistics [NW/ W]	[Valid=3684 /-] [Invalid=0 /-]

Value	Label	Cases	Percentage	
1	Artemether/lumefantrine	307		8.3%
2	Sulfadoxine Pyrimethamine tab	307		8.3%
3	Cotrimoxazole 480mg tab	307		8.3%
4	Oral Rehydration Salts (sachet)	307		8.3%
5	Medroxyprogesterone inj ("Depo")	307		8.3%
6	Phenyton 100mg	307		8.3%
7	Metronidazole	307		8.3%
8	Measles vaccine	307		8.3%
9	Examination gloves	307		8.3%
10	Ferrous/folic	307		8.3%
11	HIV testing kits	307		8.3%
12	Other	307		8.3%

Warning: these figures indicate the number of cases found in the data file. They cannot be interpreted as summary statistics of the population of interest.

s4eq61: Health facility experienced stock outs (first visit)

Information	[Type= discrete] [Format=numeric] [Range= 1-2] [Missing=*]
Statistics [NW/ W]	[Valid=2732 /-] [Invalid=952 /-]

Value	Label	Cases	Percentage	
1	Yes	791		29.0%

File : CSEC4E

s4eq61: Health facility experienced stock outs (first visit)

Value	Label	Cases	Percentage
2	No	1941	<div></div> 71.0%
Sysmiss		952	

Warning: these figures indicate the number of cases found in the data file. They cannot be interpreted as summary statistics of the population of interest.

s4eq61_v2: Health facility experienced stock outs (second visit)

Information	[Type= discrete] [Format=numeric] [Range= 1-2] [Missing=*]
Statistics [NW/ W]	[Valid=2563 /-] [Invalid=1121 /-]

Value	Label	Cases	Percentage
1	Yes	626	<div></div> 24.4%
2	No	1937	<div></div> 75.6%
Sysmiss		1121	

Warning: these figures indicate the number of cases found in the data file. They cannot be interpreted as summary statistics of the population of interest.

s4eq62: 62. How often have you had stock outs of %rostartitle% in the last two months?

Information	[Type= discrete] [Format=numeric] [Range= 1-2] [Missing=*]
Statistics [NW/ W]	[Valid=787 /-] [Invalid=2897 /-]

Value	Label	Cases	Percentage
1	Frequently	453	<div></div> 57.6%
2	Occasionally	334	<div></div> 42.4%
Sysmiss		2897	

Warning: these figures indicate the number of cases found in the data file. They cannot be interpreted as summary statistics of the population of interest.

s4eq63: 63. Is drug available today?

Information	[Type= discrete] [Format=numeric] [Range= 1-2] [Missing=*]
Statistics [NW/ W]	[Valid=787 /-] [Invalid=2897 /-]

Value	Label	Cases	Percentage
1	Yes	318	<div></div> 40.4%
2	No	469	<div></div> 59.6%
Sysmiss		2897	

Warning: these figures indicate the number of cases found in the data file. They cannot be interpreted as summary statistics of the population of interest.

File : CSEC4F

Final_EA_code: Enumeration Area Unique identifier

Information [Type= discrete] [Format=character] [Missing=*]

Statistics [NW/ W] [Valid=307 /-] [Invalid=0 /-]

Value	Label	Cases	Percentage
101204020501		1	0.3%
102101040201		1	0.3%
102101080210		1	0.3%
102102020513		1	0.3%
102102050406		1	0.3%
102102060108		1	0.3%
102102080506		1	0.3%
102103010916		1	0.3%
102103041252		1	0.3%
102103050203		1	0.3%
102103050439		1	0.3%
102103060631		1	0.3%
102103080303		1	0.3%
102103120844		1	0.3%
102104010236		1	0.3%
102104020103		1	0.3%
102104020313		1	0.3%
102104081332		1	0.3%
102104163014		1	0.3%
102104190357		1	0.3%
102105010613		1	0.3%
102105030701		1	0.3%
102105040650		1	0.3%
102105100433		1	0.3%
102105130528		1	0.3%
102105150507		1	0.3%
103105050501		1	0.3%
103107020109		1	0.3%
104102040606		1	0.3%
104104030820		1	0.3%
104105040311		1	0.3%
104208040401		1	0.3%
105105020108		1	0.3%
106101010605		1	0.3%
106101090206		1	0.3%
106106060103		1	0.3%
107202060102		1	0.3%
107302030503		1	0.3%
107305070203		1	0.3%
107402030203		1	0.3%
107403060301		1	0.3%

File : CSEC4F

Final_EA_code: Enumeration Area Unique identifier

Value	Label	Cases	Percentage
108106030909		1	0.3%
108301010115		1	0.3%
108301050512		1	0.3%
110203060109		1	0.3%
110204010703		1	0.3%
110206030911		1	0.3%
110207040309		1	0.3%
110305010603		1	0.3%
110306010205		1	0.3%
111102010811		1	0.3%
111202040320		1	0.3%
111202061528		1	0.3%
112102030202		1	0.3%
112104021001		1	0.3%
112204030107		1	0.3%
113105040201		1	0.3%
113105050532		1	0.3%
113111020505		1	0.3%
113113020418		1	0.3%
113113060242		1	0.3%
113301010130		1	0.3%
113301050411		1	0.3%
113406060107		1	0.3%
113604010110		1	0.3%
115103020402		1	0.3%
115104030401		1	0.3%
115202070303		1	0.3%
115206030602		1	0.3%
115303040507		1	0.3%
115303050716		1	0.3%
116102050101		1	0.3%
117106050206		1	0.3%
117201050401		1	0.3%
117202080201		1	0.3%
117301041130		1	0.3%
117301041137		1	0.3%
117302030901		1	0.3%
117302060527		1	0.3%
118101041020		1	0.3%
119104030404		1	0.3%
120106010101		1	0.3%
122102060404		1	0.3%
122105020311		1	0.3%

File : CSEC4F

Final_EA_code: Enumeration Area Unique identifier

Value	Label	Cases	Percentage
122106021812		1	0.3%
123110030105		1	0.3%
124101050211		1	0.3%
124101050312		1	0.3%
124103021620		1	0.3%
124104040103		1	0.3%
124107010620		1	0.3%
124108021108		1	0.3%
125105010702		1	0.3%
201203010310		1	0.3%
201206020507		1	0.3%
201210090210		1	0.3%
202205030602		1	0.3%
203202030310		1	0.3%
203202040303		1	0.3%
203301010111		1	0.3%
204101030213		1	0.3%
204102040514		1	0.3%
204203010514		1	0.3%
204301010302		1	0.3%
204301020206		1	0.3%
204301030308		1	0.3%
204302051318		1	0.3%
205101020309		1	0.3%
205101030109		1	0.3%
205107030213		1	0.3%
207104010604		1	0.3%
208102140202		1	0.3%
208107130101		1	0.3%
208202080102		1	0.3%
209201010506		1	0.3%
210306040101		1	0.3%
210306040102		1	0.3%
211105030205		1	0.3%
211106070404		1	0.3%
211107030208		1	0.3%
212104030611		1	0.3%
212105040709		1	0.3%
212202010105		1	0.3%
212305020404		1	0.3%
214101040303		1	0.3%
214101060404		1	0.3%
214102020611		1	0.3%

File : CSEC4F

Final_EA_code: Enumeration Area Unique identifier

Value	Label	Cases	Percentage
214108010504		1	0.3%
214113010305		1	0.3%
214114030515		1	0.3%
215109020818		1	0.3%
215115020203		1	0.3%
215120020808		1	0.3%
216202030604		1	0.3%
218103021305		1	0.3%
218115040101		1	0.3%
219103120104		1	0.3%
219103170202		1	0.3%
221109020302		1	0.3%
221109050505		1	0.3%
222111021102		1	0.3%
223108100606		1	0.3%
223120020410		1	0.3%
223121010401		1	0.3%
223121030202		1	0.3%
223126011515		1	0.3%
223128010204		1	0.3%
223135040509		1	0.3%
224105051111		1	0.3%
225103041522		1	0.3%
225114032604		1	0.3%
226101010214		1	0.3%
226102050810		1	0.3%
226104040305		1	0.3%
226105051005		1	0.3%
228102030405		1	0.3%
229104021009		1	0.3%
230105010304		1	0.3%
230105040506		1	0.3%
230109050511		1	0.3%
232101040606		1	0.3%
232203040502		1	0.3%
302101021503		1	0.3%
302201050803		1	0.3%
302204050508		1	0.3%
302205050202		1	0.3%
302303070505		1	0.3%
303201020510		1	0.3%
303202060606		1	0.3%
303204050605		1	0.3%

File : CSEC4F

Final_EA_code: Enumeration Area Unique identifier

Value	Label	Cases	Percentage
303402040806		1	0.3%
303404010207		1	0.3%
303404030404		1	0.3%
303405070316		1	0.3%
303405071314		1	0.3%
303503041111		1	0.3%
303504020504		1	0.3%
304102010107		1	0.3%
304204020110		1	0.3%
304301040405		1	0.3%
306201010103		1	0.3%
306203010305		1	0.3%
306204010301		1	0.3%
306204020605		1	0.3%
307108020605		1	0.3%
307108030304		1	0.3%
307108030708		1	0.3%
307108030908		1	0.3%
307202030201		1	0.3%
308102060619		1	0.3%
309103050101		1	0.3%
309104050403		1	0.3%
309204060609		1	0.3%
310102021618		1	0.3%
310202030204		1	0.3%
310306030909		1	0.3%
310306040802		1	0.3%
310306041001		1	0.3%
311102010107		1	0.3%
311103020202		1	0.3%
311105051111		1	0.3%
311202010102		1	0.3%
312105020216		1	0.3%
313102050501		1	0.3%
313104010108		1	0.3%
314101030304		1	0.3%
314103040301		1	0.3%
314105010202		1	0.3%
315105030209		1	0.3%
317101010205		1	0.3%
317103020201		1	0.3%
317107051210		1	0.3%
318102020202		1	0.3%

File : CSEC4F

Final_EA_code: Enumeration Area Unique identifier

Value	Label	Cases	Percentage
318103020406		1	0.3%
318112010303		1	0.3%
318114020701		1	0.3%
318116050101		1	0.3%
319105080306		1	0.3%
319107020203		1	0.3%
319203030409		1	0.3%
320102020601		1	0.3%
320102040601		1	0.3%
320108080103		1	0.3%
321103040514		1	0.3%
321105050214		1	0.3%
321106010504		1	0.3%
321107061709		1	0.3%
322108020610		1	0.3%
322111041206		1	0.3%
323104030201		1	0.3%
323106040915		1	0.3%
323108030411		1	0.3%
324101011403		1	0.3%
324104010503		1	0.3%
325101020514		1	0.3%
325103060113		1	0.3%
325103060210		1	0.3%
325107010301		1	0.3%
327103030510		1	0.3%
327106020513		1	0.3%
329106020616		1	0.3%
330107010101		1	0.3%
330110010403		1	0.3%
402208050714		1	0.3%
402210030714		1	0.3%
403101020501		1	0.3%
403105050205		1	0.3%
403201020515		1	0.3%
403301030215		1	0.3%
404102030405		1	0.3%
404207040904		1	0.3%
404403030304		1	0.3%
405104020509		1	0.3%
405203030403		1	0.3%
405211011114		1	0.3%
405301040904		1	0.3%

File : CSEC4F

Final_EA_code: Enumeration Area Unique identifier

Value	Label	Cases	Percentage
405302030405		1	0.3%
406108040102		1	0.3%
406201020310		1	0.3%
406210060603		1	0.3%
406212010207		1	0.3%
406303070608		1	0.3%
407106021906		1	0.3%
408102011215		1	0.3%
408112020621		1	0.3%
408113040517		1	0.3%
409101040104		1	0.3%
409203050902		1	0.3%
409301030405		1	0.3%
410101040507		1	0.3%
410201010654		1	0.3%
410201010733		1	0.3%
410303060103		1	0.3%
411203020101		1	0.3%
411302020404		1	0.3%
411402020404		1	0.3%
411403030809		1	0.3%
412103070506		1	0.3%
412201070408		1	0.3%
412203040507		1	0.3%
414116010603		1	0.3%
415105020404		1	0.3%
415106081213		1	0.3%
415110040403		1	0.3%
415114070301		1	0.3%
415115040706		1	0.3%
417102010602		1	0.3%
417103010710		1	0.3%
417107030404		1	0.3%
417109040205		1	0.3%
417201010905		1	0.3%
417202010210		1	0.3%
418104030103		1	0.3%
418201020305		1	0.3%
418202010203		1	0.3%
418209070214		1	0.3%
419204020202		1	0.3%
420107040304		1	0.3%
420108030901		1	0.3%

File : CSEC4F

Final_EA_code: Enumeration Area Unique identifier

Value	Label	Cases	Percentage
422102010506		1	0.3%
422107010808		1	0.3%
423110010602		1	0.3%
424105020201		1	0.3%
426202040101		1	0.3%
427202040214		1	0.3%
428111030515		1	0.3%
432205040203		1	0.3%

Warning: these figures indicate the number of cases found in the data file. They cannot be interpreted as summary statistics of the population of interest.

interview__id: Unique 32-character long identifier of the interview

Information	[Type= discrete] [Format=character] [Missing=*]
Statistics [NW/ W]	[Valid=307 /-] [Invalid=0 /-]

Value	Label	Cases	Percentage
05a0fe0e9f714c0t		1	0.3%
05f078de3c20400		1	0.3%
07ae8f7297234ae		1	0.3%
0878b9ca320646c		1	0.3%
098b64d5f62d444		1	0.3%
09bfa283100c462		1	0.3%
0aee3535b7234e0		1	0.3%
0b08b47250b441c		1	0.3%
0c7be6801de643e		1	0.3%
0d07cf9a197b4ea		1	0.3%
0d35d167e05a48c		1	0.3%
0e0a6e4e61be4e8		1	0.3%
0f26d7f7b06f4b9		1	0.3%
103ae2d40d654ba		1	0.3%
104d7f9eb5cc429		1	0.3%
1058921f8e3e471		1	0.3%
10e47f214cb7482		1	0.3%
1124288a21f7429		1	0.3%
11324295e37b4bc		1	0.3%
120745e30ae2426		1	0.3%
14b0a6db23fb42a		1	0.3%
14c013df40e448d		1	0.3%
1559b44962074f1		1	0.3%
15d825f70832453		1	0.3%
15daaf897d21429		1	0.3%
165176d72b6e412		1	0.3%
179be7cbf9884e0		1	0.3%
17ad285d62d7495		1	0.3%
18cad48cbad4438		1	0.3%
19e17412e1bb43c		1	0.3%

File : CSEC4F

interview__id: Unique 32-character long identifier of the interview

Value	Label	Cases	Percentage
1a7113db20214df		1	0.3%
1abf78b9247749b		1	0.3%
1b8cc2c21714481		1	0.3%
1d1c39bd455d40e		1	0.3%
1eb5ffb1eeb14468		1	0.3%
1f82d12a97c5472		1	0.3%
1f9751e8115d473		1	0.3%
20b3dc70a2ef47ff		1	0.3%
22079ff2853f489c		1	0.3%
22305ac5a3e1460		1	0.3%
2298e1b9396042c		1	0.3%
23f6bb268b504e5		1	0.3%
24dff56428de471e		1	0.3%
2687e3cb2fe0474		1	0.3%
26be7462ce5e43d		1	0.3%
26eef9075b7349a		1	0.3%
26f0c6653b8b4c1		1	0.3%
293ecee7a80a482		1	0.3%
29cc9b2639524c4		1	0.3%
2b8544e9cb7347f		1	0.3%
2bc65237da7d4f7		1	0.3%
2bea2c4985dd4f4		1	0.3%
2c2b89bb4ed2475		1	0.3%
2c4950efbc4f485c		1	0.3%
2c5000cc7fa54dbb		1	0.3%
2c7dff734efc4ccb		1	0.3%
2c8f787219df44a8		1	0.3%
2d21136097a4458		1	0.3%
2f0258e282264dd		1	0.3%
2f3dadda9c4d49b		1	0.3%
303f41c72565478		1	0.3%
30b9d5e1f9fe43dc		1	0.3%
30fa92d582c34ff8		1	0.3%
312a435313e240e		1	0.3%
31a3f66b5452449		1	0.3%
32bb43e6ccef4255		1	0.3%
333db34cb097445		1	0.3%
34533291de9b4e3		1	0.3%
349edf6fc6cb49dc		1	0.3%
34efbcd896549f7		1	0.3%
362ff1525f0b427c		1	0.3%
369a2e686b0641f		1	0.3%
37c7d386630e44f		1	0.3%

File : CSEC4F

interview__id: Unique 32-character long identifier of the interview

Value	Label	Cases	Percentage
391f45ad2d3548e		1	0.3%
39627200a32c462		1	0.3%
39e38a8716404f4		1	0.3%
3a542ba2ee9a46d		1	0.3%
3ac09195350c451		1	0.3%
3b3c7af2481243f		1	0.3%
3ce08aeb981a41a		1	0.3%
3cf0a1fa46ae4682		1	0.3%
3d61703566614f4		1	0.3%
3f41cdc7f4484a90		1	0.3%
40927a9f8da44e0		1	0.3%
41d507da42f24fa		1	0.3%
44c8e8b546fa4e9		1	0.3%
4582b29c263744c		1	0.3%
45e2495043be477		1	0.3%
468987393fd4448		1	0.3%
46bc8364e56f4e2		1	0.3%
481f3d44d4074b5		1	0.3%
49123f99dd9b486		1	0.3%
4936d20fd0be487		1	0.3%
49d2684cbd464ee		1	0.3%
4af38353df164c5		1	0.3%
4b07af9a7bac483		1	0.3%
4b14fdfdc4154af5		1	0.3%
4dd40973252a4df		1	0.3%
4e6fd738620241a		1	0.3%
50a0e9476f3f494		1	0.3%
51986b54676d4e3		1	0.3%
527a88628b1c424		1	0.3%
5300060198c04c3		1	0.3%
53fa8063d7db498		1	0.3%
54d04063673a4a7		1	0.3%
559f5482d2fa4c7		1	0.3%
55b84b9565e6420		1	0.3%
56225232b30346		1	0.3%
57061e3264f8499		1	0.3%
58cf916082f84b1		1	0.3%
58d95fc30734424		1	0.3%
59accfcd4d542a2		1	0.3%
5a30e64718014fc		1	0.3%
5b2bb8ba8da5434		1	0.3%
5b3c6ba74736462		1	0.3%
5c104965b505425		1	0.3%

File : CSEC4F

interview__id: Unique 32-character long identifier of the interview

Value	Label	Cases	Percentage
5c166c1642f340b		1	0.3%
5ed8795ec990433		1	0.3%
5f625ed846014f1		1	0.3%
5f9671150b6c4d8		1	0.3%
5f9c80627104486		1	0.3%
5fd0f31f330a49a7		1	0.3%
608bfd2bd5f8412		1	0.3%
61dc08d3c51a46b		1	0.3%
61e4b68c15e0457		1	0.3%
62af21468f5b4edl		1	0.3%
62f01c4bc6cf48c7		1	0.3%
63ef3bf75fef4be6		1	0.3%
645e8f52e0284da		1	0.3%
652892d80eef4dc		1	0.3%
6576b15a95a0431		1	0.3%
6596c2921b4f49f		1	0.3%
65e342045671412		1	0.3%
663e019dae8f42e		1	0.3%
664e98a3af9c465		1	0.3%
67ac1b9b59384c0		1	0.3%
67d77e0fbf754e2		1	0.3%
68984e8f107b4fc1		1	0.3%
68b87f690c5e4d4		1	0.3%
69fdbce170a3499		1	0.3%
6aac54099d5446c		1	0.3%
6be18dc7379a4d8		1	0.3%
6cb2e1bf1182402		1	0.3%
6d561d7e1bb34b0		1	0.3%
6d6546ea45a24cc		1	0.3%
6e7a08685b68404		1	0.3%
6ec8cecb648e4b6		1	0.3%
6fb3d5bdc87496		1	0.3%
712dd05dfdf54bc		1	0.3%
73b6584e55df47e		1	0.3%
73edb914e5ec4a6		1	0.3%
74879a94288749c		1	0.3%
75df2b5c7d6b492		1	0.3%
76a347dba3c945d		1	0.3%
77b63a2a3a5846c		1	0.3%
78b1f1144ce740d		1	0.3%
7934cfadf18a4020		1	0.3%
7a92a755edec4d6		1	0.3%
7af284e10f40460		1	0.3%

File : CSEC4F

interview__id: Unique 32-character long identifier of the interview

Value	Label	Cases	Percentage
7b71511069ca41c		1	0.3%
7b91ac7196d446f		1	0.3%
7ceaac984dc4433		1	0.3%
7f25311583624b7		1	0.3%
80c5e48699bc48b		1	0.3%
81def38cfed24edc		1	0.3%
81f2300746cc4b0		1	0.3%
824efbe20846431		1	0.3%
825a4d9c10674fb		1	0.3%
82e2ee46332f4f5c		1	0.3%
865a0a2dd0d442a		1	0.3%
87d1a29404f2409		1	0.3%
8b2193d437e6485		1	0.3%
8c60b24c5d69455		1	0.3%
8da56015c708420		1	0.3%
8ed0e75643204d2		1	0.3%
8f69cfcd9bea4a2a		1	0.3%
909b86e277fe480		1	0.3%
91e89e7118c041f		1	0.3%
92722375ee7a482		1	0.3%
93268921598f4e9		1	0.3%
942d21651db145e		1	0.3%
94a28a335ad8409		1	0.3%
94ae3c15a2df4270		1	0.3%
94d6a92de2aa418		1	0.3%
94e8fb8cab7846d		1	0.3%
977cf8b59c214cd		1	0.3%
9836e079cdd949e		1	0.3%
987cf3a3f3f04a53		1	0.3%
989fa310b635456		1	0.3%
98c92ebc81274b4		1	0.3%
98ff8b8f6835485f		1	0.3%
991ea35afb8c4a5b		1	0.3%
9ae38f33171f4fb8		1	0.3%
9b29a92d6753467		1	0.3%
9c42c15316c0441		1	0.3%
9c877a6abcc44e2		1	0.3%
9ecbe56df9f249d5		1	0.3%
9ef24898f0e04e6f		1	0.3%
a03a17e845b8444		1	0.3%
a0525377534b48f		1	0.3%
a221543631f5448		1	0.3%
a29bda3a56964ba		1	0.3%

File : CSEC4F

interview__id: Unique 32-character long identifier of the interview

Value	Label	Cases	Percentage
a3908ba3b92f4fe1		1	0.3%
a4729f20438e493		1	0.3%
a5e08a9b2416439		1	0.3%
a93651e6ad8d4de		1	0.3%
a9b092b3952f4ec		1	0.3%
aeefbdde40724ba		1	0.3%
b00970f7c1fd483		1	0.3%
b0b5ef4a81ee422		1	0.3%
b0cd107e76604c5		1	0.3%
b105a36a56b84f6		1	0.3%
b136b27d911942		1	0.3%
b137ae14a69249f		1	0.3%
b2e36352f5d9409		1	0.3%
b330812745fa4e7		1	0.3%
b341d8d4669945		1	0.3%
b4251f797f5f478		1	0.3%
b562c88957c5417		1	0.3%
b59699570a7a45a		1	0.3%
b60db776f7044c0		1	0.3%
b6beade8c2fb4ba		1	0.3%
b6c120c8e36f4d4		1	0.3%
b71b6b7c544e41f		1	0.3%
b92db033a86e4ab		1	0.3%
bad2132fae8a424		1	0.3%
bb6db2bb7e894ee		1	0.3%
bb91dac00ca941a		1	0.3%
bbb3f63e02a24e3		1	0.3%
bbd5aebfc1a54cfe		1	0.3%
bcc6e03bb2a5433		1	0.3%
bcf4623a365e435		1	0.3%
bfade52afbbe499		1	0.3%
bfc868c5c591428		1	0.3%
c015bae305344f9		1	0.3%
c14a86da4ace406		1	0.3%
c1a22955cf934b9		1	0.3%
c208d41946924e2		1	0.3%
c2a083238ac94fc		1	0.3%
c3356144806643		1	0.3%
c40d2554992447		1	0.3%
c5a985e708a7459		1	0.3%
c7bcab112852484		1	0.3%
c997c4379310457		1	0.3%
c9f3e3b01148416		1	0.3%

File : CSEC4F

interview__id: Unique 32-character long identifier of the interview

Value	Label	Cases	Percentage
ca4736d2f7a74a89		1	0.3%
caa6f80f888744d0		1	0.3%
cbe3a418c67c437		1	0.3%
cc8047dc8a484aa		1	0.3%
cd1474d77fac421		1	0.3%
ce05dd69d60e43e		1	0.3%
ce31748c847d40a		1	0.3%
cedfce2c57e641d1		1	0.3%
d091d72bf34743f		1	0.3%
d4b645c8dabe4a1		1	0.3%
d4e9ef0dc2b74bf2		1	0.3%
d56d66a6c7584c2		1	0.3%
d63a27ac1a6d4af3		1	0.3%
d63ba4eb8a1c4a0		1	0.3%
d6aa486f005240b		1	0.3%
d7b1236aabb94f6		1	0.3%
d7df893335d04af		1	0.3%
d84f5f9e3a694d3c		1	0.3%
d8e480e0083545f		1	0.3%
d983e831143f41a		1	0.3%
da5e5ab5a00e480		1	0.3%
da7a73e6a465427		1	0.3%
db979bdcd2e148f		1	0.3%
dc1776a9a0e14f4		1	0.3%
dda5335ce205431		1	0.3%
df04ee2c0e3a4107		1	0.3%
dfbc222d6117426		1	0.3%
e106494d0ae84f2		1	0.3%
e23a30e088d1453		1	0.3%
e24222c61b9f456		1	0.3%
e282714b05cb42t		1	0.3%
e3166e34b04d473		1	0.3%
e4d52a1c0a1148d		1	0.3%
e4ddc650064a4c0		1	0.3%
e614b8ae67d44c8		1	0.3%
e61b5559a1b4404		1	0.3%
e6d0819875ec42e		1	0.3%
e77d4f6292d2475		1	0.3%
e86a2ea031ca4f9c		1	0.3%
e8b86f9566254e7		1	0.3%
e90883e23667495		1	0.3%
e9acfec9f50e43a8		1	0.3%
e9e027640d2a450		1	0.3%

File : CSEC4F

interview__id: Unique 32-character long identifier of the interview

Value	Label	Cases	Percentage
e9ee6e0d15b54db		1	0.3%
eb8f3695097d4ec		1	0.3%
ebb0b322a786451		1	0.3%
ed628650c92d451		1	0.3%
ee245be814ce483		1	0.3%
ef0a2c1050d9446		1	0.3%
f11ff6935d374a37		1	0.3%
f2753e0a1ee1407a		1	0.3%
f310f9362b1e429c		1	0.3%
f4f37a3e35c44dc4		1	0.3%
f7c8666f68b2434a		1	0.3%
fa6d43e574104db		1	0.3%
fad0449bb4f0427c		1	0.3%
fbdb75a9b0ab4f6c		1	0.3%
fc8c4458e87f4d78		1	0.3%
fd96d6f934ab457c		1	0.3%
fe36e5eff69c4cb2		1	0.3%
ff38ebd77e0b421a		1	0.3%
ffc83c8361694f8c		1	0.3%

Warning: these figures indicate the number of cases found in the data file. They cannot be interpreted as summary statistics of the population of interest.

s4fq64: 64. Do patients have to bring Syringes/needles for a visit to the health facilit

Information	[Type= discrete] [Format=numeric] [Range= 1-4] [Missing=*]
Statistics [NW/ W]	[Valid=229 /-] [Invalid=78 /-]

Value	Label	Cases	Percentage
1	Yes, always	1	0.4%
2	Yes, when item is out of stock	85	37.1%
3	No	120	52.4%
4	Not Applicable	23	10.0%
Sysmiss		78	

Warning: these figures indicate the number of cases found in the data file. They cannot be interpreted as summary statistics of the population of interest.

s4fq65: 65. Do patients have to bring Drip/IV fluids for a visit to the health facility,

Information	[Type= discrete] [Format=numeric] [Range= 1-4] [Missing=*]
Statistics [NW/ W]	[Valid=229 /-] [Invalid=78 /-]

Value	Label	Cases	Percentage
1	Yes, always	3	1.3%
2	Yes, when item is out of stock	60	26.2%
3	No	142	62.0%
4	Not Applicable	24	10.5%
Sysmiss		78	

Warning: these figures indicate the number of cases found in the data file. They cannot be interpreted as summary statistics of the population of interest.

s4fq66: 66. Do patients have to bring Gloves for a visit to the health facility, includi

Information	[Type= discrete] [Format=numeric] [Range= 1-4] [Missing=*]
-------------	--

File : CSEC4F

s4fq66: 66. Do patients have to bring Gloves for a visit to the health facility, includi

Statistics [NW/ W] [Valid=229 /-] [Invalid=78 /-]

Value	Label	Cases	Percentage
1	Yes, always	1	0.4%
2	Yes, when item is out of stock	82	35.8%
3	No	139	60.7%
4	Not Applicable	7	3.1%
Sysmiss		78	

Warning: these figures indicate the number of cases found in the data file. They cannot be interpreted as summary statistics of the population of interest.

s4fq67: 67. Do patients have to bring Exercise books for writing prescriptions for a vis

Information [Type= discrete] [Format=numeric] [Range= 1-4] [Missing=*]

Statistics [NW/ W] [Valid=229 /-] [Invalid=78 /-]

Value	Label	Cases	Percentage
1	Yes, always	214	93.4%
2	Yes, when item is out of stock	6	2.6%
3	No	8	3.5%
4	Not Applicable	1	0.4%
Sysmiss		78	

Warning: these figures indicate the number of cases found in the data file. They cannot be interpreted as summary statistics of the population of interest.

s4fq68: 68. Do patients have to bring Cotton wool for a visit to the health facility, in

Information [Type= discrete] [Format=numeric] [Range= 1-4] [Missing=*]

Statistics [NW/ W] [Valid=229 /-] [Invalid=78 /-]

Value	Label	Cases	Percentage
1	Yes, always	3	1.3%
2	Yes, when item is out of stock	50	21.8%
3	No	170	74.2%
4	Not Applicable	6	2.6%
Sysmiss		78	

Warning: these figures indicate the number of cases found in the data file. They cannot be interpreted as summary statistics of the population of interest.

s4fq69: 69. Do patients have to bring Paraffin for a visit to the health facility, inclu

Information [Type= discrete] [Format=numeric] [Range= 1-4] [Missing=*]

Statistics [NW/ W] [Valid=229 /-] [Invalid=78 /-]

Value	Label	Cases	Percentage
1	Yes, always	1	0.4%
2	Yes, when item is out of stock	7	3.1%
3	No	156	68.1%
4	Not Applicable	65	28.4%
Sysmiss		78	

Warning: these figures indicate the number of cases found in the data file. They cannot be interpreted as summary statistics of the population of interest.

s4fq70: 70. Do patients have to bring Soap for a visit to the health facility, including

Information [Type= discrete] [Format=numeric] [Range= 1-4] [Missing=*]

Statistics [NW/ W] [Valid=229 /-] [Invalid=78 /-]

File : CSEC4F

s4fq70: 70. Do patients have to bring Soap for a visit to the health facility, including

Value	Label	Cases	Percentage
1	Yes, always	8	<div><div></div></div> 3.5%
2	Yes, when item is out of stock	14	<div><div></div></div> 6.1%
3	No	168	<div><div></div></div> 73.4%
4	Not Applicable	39	<div><div></div></div> 17.0%
Sysmiss		78	

Warning: these figures indicate the number of cases found in the data file. They cannot be interpreted as summary statistics of the population of interest.

s4fq71: 71. Do patients have to bring Medicines (e.g. ergometrin) for a visit to the hea

Information	[Type= discrete] [Format=numeric] [Range= 1-4] [Missing=*]
Statistics [NW/ W]	[Valid=229 /-] [Invalid=78 /-]

Value	Label	Cases	Percentage
1	Yes, always	1	<div><div></div></div> 0.4%
2	Yes, when item is out of stock	54	<div><div></div></div> 23.6%
3	No	136	<div><div></div></div> 59.4%
4	Not Applicable	38	<div><div></div></div> 16.6%
Sysmiss		78	

Warning: these figures indicate the number of cases found in the data file. They cannot be interpreted as summary statistics of the population of interest.

s4fq72: 72. Do patients have to bring Other item for a visit to the health facility, inc

Information	[Type= discrete] [Format=numeric] [Range= 1-4] [Missing=*]
Statistics [NW/ W]	[Valid=229 /-] [Invalid=78 /-]

Value	Label	Cases	Percentage
1	Yes, always	0	
2	Yes, when item is out of stock	3	<div><div></div></div> 1.3%
3	No	177	<div><div></div></div> 77.3%
4	Not Applicable	49	<div><div></div></div> 21.4%
Sysmiss		78	

Warning: these figures indicate the number of cases found in the data file. They cannot be interpreted as summary statistics of the population of interest.

s4fq73: 73. Do patients have to bring Other item for a visit to the health facility, inc

Information	[Type= discrete] [Format=numeric] [Range= 1-4] [Missing=*]
Statistics [NW/ W]	[Valid=229 /-] [Invalid=78 /-]

Value	Label	Cases	Percentage
1	Yes, always	1	<div><div></div></div> 0.4%
2	Yes, when item is out of stock	0	
3	No	185	<div><div></div></div> 80.8%
4	Not Applicable	43	<div><div></div></div> 18.8%
Sysmiss		78	

Warning: these figures indicate the number of cases found in the data file. They cannot be interpreted as summary statistics of the population of interest.

File : CSEC4G

Final_EA_code: Enumeration Area Unique identifier

Information [Type= discrete] [Format=character] [Missing=*]

Statistics [NW/ W] [Valid=307 /-] [Invalid=0 /-]

Value	Label	Cases	Percentage
101204020501		1	0.3%
102101040201		1	0.3%
102101080210		1	0.3%
102102020513		1	0.3%
102102050406		1	0.3%
102102060108		1	0.3%
102102080506		1	0.3%
102103010916		1	0.3%
102103041252		1	0.3%
102103050203		1	0.3%
102103050439		1	0.3%
102103060631		1	0.3%
102103080303		1	0.3%
102103120844		1	0.3%
102104010236		1	0.3%
102104020103		1	0.3%
102104020313		1	0.3%
102104081332		1	0.3%
102104163014		1	0.3%
102104190357		1	0.3%
102105010613		1	0.3%
102105030701		1	0.3%
102105040650		1	0.3%
102105100433		1	0.3%
102105130528		1	0.3%
102105150507		1	0.3%
103105050501		1	0.3%
103107020109		1	0.3%
104102040606		1	0.3%
104104030820		1	0.3%
104105040311		1	0.3%
104208040401		1	0.3%
105105020108		1	0.3%
106101010605		1	0.3%
106101090206		1	0.3%
106106060103		1	0.3%
107202060102		1	0.3%
107302030503		1	0.3%
107305070203		1	0.3%
107402030203		1	0.3%
107403060301		1	0.3%

File : CSEC4G

Final_EA_code: Enumeration Area Unique identifier

Value	Label	Cases	Percentage
108106030909		1	0.3%
108301010115		1	0.3%
108301050512		1	0.3%
110203060109		1	0.3%
110204010703		1	0.3%
110206030911		1	0.3%
110207040309		1	0.3%
110305010603		1	0.3%
110306010205		1	0.3%
111102010811		1	0.3%
111202040320		1	0.3%
111202061528		1	0.3%
112102030202		1	0.3%
112104021001		1	0.3%
112204030107		1	0.3%
113105040201		1	0.3%
113105050532		1	0.3%
113111020505		1	0.3%
113113020418		1	0.3%
113113060242		1	0.3%
113301010130		1	0.3%
113301050411		1	0.3%
113406060107		1	0.3%
113604010110		1	0.3%
115103020402		1	0.3%
115104030401		1	0.3%
115202070303		1	0.3%
115206030602		1	0.3%
115303040507		1	0.3%
115303050716		1	0.3%
116102050101		1	0.3%
117106050206		1	0.3%
117201050401		1	0.3%
117202080201		1	0.3%
117301041130		1	0.3%
117301041137		1	0.3%
117302030901		1	0.3%
117302060527		1	0.3%
118101041020		1	0.3%
119104030404		1	0.3%
120106010101		1	0.3%
122102060404		1	0.3%
122105020311		1	0.3%

File : CSEC4G

Final_EA_code: Enumeration Area Unique identifier

Value	Label	Cases	Percentage
122106021812		1	0.3%
123110030105		1	0.3%
124101050211		1	0.3%
124101050312		1	0.3%
124103021620		1	0.3%
124104040103		1	0.3%
124107010620		1	0.3%
124108021108		1	0.3%
125105010702		1	0.3%
201203010310		1	0.3%
201206020507		1	0.3%
201210090210		1	0.3%
202205030602		1	0.3%
203202030310		1	0.3%
203202040303		1	0.3%
203301010111		1	0.3%
204101030213		1	0.3%
204102040514		1	0.3%
204203010514		1	0.3%
204301010302		1	0.3%
204301020206		1	0.3%
204301030308		1	0.3%
204302051318		1	0.3%
205101020309		1	0.3%
205101030109		1	0.3%
205107030213		1	0.3%
207104010604		1	0.3%
208102140202		1	0.3%
208107130101		1	0.3%
208202080102		1	0.3%
209201010506		1	0.3%
210306040101		1	0.3%
210306040102		1	0.3%
211105030205		1	0.3%
211106070404		1	0.3%
211107030208		1	0.3%
212104030611		1	0.3%
212105040709		1	0.3%
212202010105		1	0.3%
212305020404		1	0.3%
214101040303		1	0.3%
214101060404		1	0.3%
214102020611		1	0.3%

File : CSEC4G

Final_EA_code: Enumeration Area Unique identifier

Value	Label	Cases	Percentage
214108010504		1	0.3%
214113010305		1	0.3%
214114030515		1	0.3%
215109020818		1	0.3%
215115020203		1	0.3%
215120020808		1	0.3%
216202030604		1	0.3%
218103021305		1	0.3%
218115040101		1	0.3%
219103120104		1	0.3%
219103170202		1	0.3%
221109020302		1	0.3%
221109050505		1	0.3%
222111021102		1	0.3%
223108100606		1	0.3%
223120020410		1	0.3%
223121010401		1	0.3%
223121030202		1	0.3%
223126011515		1	0.3%
223128010204		1	0.3%
223135040509		1	0.3%
224105051111		1	0.3%
225103041522		1	0.3%
225114032604		1	0.3%
226101010214		1	0.3%
226102050810		1	0.3%
226104040305		1	0.3%
226105051005		1	0.3%
228102030405		1	0.3%
229104021009		1	0.3%
230105010304		1	0.3%
230105040506		1	0.3%
230109050511		1	0.3%
232101040606		1	0.3%
232203040502		1	0.3%
302101021503		1	0.3%
302201050803		1	0.3%
302204050508		1	0.3%
302205050202		1	0.3%
302303070505		1	0.3%
303201020510		1	0.3%
303202060606		1	0.3%
303204050605		1	0.3%

File : CSEC4G

Final_EA_code: Enumeration Area Unique identifier

Value	Label	Cases	Percentage
303402040806		1	0.3%
303404010207		1	0.3%
303404030404		1	0.3%
303405070316		1	0.3%
303405071314		1	0.3%
303503041111		1	0.3%
303504020504		1	0.3%
304102010107		1	0.3%
304204020110		1	0.3%
304301040405		1	0.3%
306201010103		1	0.3%
306203010305		1	0.3%
306204010301		1	0.3%
306204020605		1	0.3%
307108020605		1	0.3%
307108030304		1	0.3%
307108030708		1	0.3%
307108030908		1	0.3%
307202030201		1	0.3%
308102060619		1	0.3%
309103050101		1	0.3%
309104050403		1	0.3%
309204060609		1	0.3%
310102021618		1	0.3%
310202030204		1	0.3%
310306030909		1	0.3%
310306040802		1	0.3%
310306041001		1	0.3%
311102010107		1	0.3%
311103020202		1	0.3%
311105051111		1	0.3%
311202010102		1	0.3%
312105020216		1	0.3%
313102050501		1	0.3%
313104010108		1	0.3%
314101030304		1	0.3%
314103040301		1	0.3%
314105010202		1	0.3%
315105030209		1	0.3%
317101010205		1	0.3%
317103020201		1	0.3%
317107051210		1	0.3%
318102020202		1	0.3%

File : CSEC4G

Final_EA_code: Enumeration Area Unique identifier

Value	Label	Cases	Percentage
318103020406		1	0.3%
318112010303		1	0.3%
318114020701		1	0.3%
318116050101		1	0.3%
319105080306		1	0.3%
319107020203		1	0.3%
319203030409		1	0.3%
320102020601		1	0.3%
320102040601		1	0.3%
320108080103		1	0.3%
321103040514		1	0.3%
321105050214		1	0.3%
321106010504		1	0.3%
321107061709		1	0.3%
322108020610		1	0.3%
322111041206		1	0.3%
323104030201		1	0.3%
323106040915		1	0.3%
323108030411		1	0.3%
324101011403		1	0.3%
324104010503		1	0.3%
325101020514		1	0.3%
325103060113		1	0.3%
325103060210		1	0.3%
325107010301		1	0.3%
327103030510		1	0.3%
327106020513		1	0.3%
329106020616		1	0.3%
330107010101		1	0.3%
330110010403		1	0.3%
402208050714		1	0.3%
402210030714		1	0.3%
403101020501		1	0.3%
403105050205		1	0.3%
403201020515		1	0.3%
403301030215		1	0.3%
404102030405		1	0.3%
404207040904		1	0.3%
404403030304		1	0.3%
405104020509		1	0.3%
405203030403		1	0.3%
405211011114		1	0.3%
405301040904		1	0.3%

File : CSEC4G

Final_EA_code: Enumeration Area Unique identifier

Value	Label	Cases	Percentage
405302030405		1	0.3%
406108040102		1	0.3%
406201020310		1	0.3%
406210060603		1	0.3%
406212010207		1	0.3%
406303070608		1	0.3%
407106021906		1	0.3%
408102011215		1	0.3%
408112020621		1	0.3%
408113040517		1	0.3%
409101040104		1	0.3%
409203050902		1	0.3%
409301030405		1	0.3%
410101040507		1	0.3%
410201010654		1	0.3%
410201010733		1	0.3%
410303060103		1	0.3%
411203020101		1	0.3%
411302020404		1	0.3%
411402020404		1	0.3%
411403030809		1	0.3%
412103070506		1	0.3%
412201070408		1	0.3%
412203040507		1	0.3%
414116010603		1	0.3%
415105020404		1	0.3%
415106081213		1	0.3%
415110040403		1	0.3%
415114070301		1	0.3%
415115040706		1	0.3%
417102010602		1	0.3%
417103010710		1	0.3%
417107030404		1	0.3%
417109040205		1	0.3%
417201010905		1	0.3%
417202010210		1	0.3%
418104030103		1	0.3%
418201020305		1	0.3%
418202010203		1	0.3%
418209070214		1	0.3%
419204020202		1	0.3%
420107040304		1	0.3%
420108030901		1	0.3%

File : CSEC4G

Final_EA_code: Enumeration Area Unique identifier

Value	Label	Cases	Percentage
422102010506		1	0.3%
422107010808		1	0.3%
423110010602		1	0.3%
424105020201		1	0.3%
426202040101		1	0.3%
427202040214		1	0.3%
428111030515		1	0.3%
432205040203		1	0.3%

Warning: these figures indicate the number of cases found in the data file. They cannot be interpreted as summary statistics of the population of interest.

interview__id: Unique 32-character long identifier of the interview

Information	[Type= discrete] [Format=character] [Missing=*]
Statistics [NW/ W]	[Valid=307 /-] [Invalid=0 /-]

Value	Label	Cases	Percentage
05a0fe0e9f714c0t		1	0.3%
05f078de3c20400		1	0.3%
07ae8f7297234ae		1	0.3%
0878b9ca320646c		1	0.3%
098b64d5f62d444		1	0.3%
09bfa283100c462		1	0.3%
0aee3535b7234e0		1	0.3%
0b08b47250b441c		1	0.3%
0c7be6801de643e		1	0.3%
0d07cf9a197b4ea		1	0.3%
0d35d167e05a48c		1	0.3%
0e0a6e4e61be4e8		1	0.3%
0f26d7f7b06f4b9		1	0.3%
103ae2d40d654ba		1	0.3%
104d7f9eb5cc429		1	0.3%
1058921f8e3e471		1	0.3%
10e47f214cb7482		1	0.3%
1124288a21f7429		1	0.3%
11324295e37b4bc		1	0.3%
120745e30ae2426		1	0.3%
14b0a6db23fb42a		1	0.3%
14c013df40e448d		1	0.3%
1559b44962074f1		1	0.3%
15d825f70832453		1	0.3%
15daaf897d21429		1	0.3%
165176d72b6e412		1	0.3%
179be7cbf9884e0		1	0.3%
17ad285d62d7495		1	0.3%
18cad48cbad4438		1	0.3%
19e17412e1bb43c		1	0.3%

File : CSEC4G

interview__id: Unique 32-character long identifier of the interview

Value	Label	Cases	Percentage
1a7113db20214df		1	0.3%
1abf78b9247749b		1	0.3%
1b8cc2c21714481		1	0.3%
1d1c39bd455d40e		1	0.3%
1eb5ffb1eeb14468		1	0.3%
1f82d12a97c5472		1	0.3%
1f9751e8115d473		1	0.3%
20b3dc70a2ef47ff		1	0.3%
22079ff2853f489c		1	0.3%
22305ac5a3e1460		1	0.3%
2298e1b9396042c		1	0.3%
23f6bb268b504e5		1	0.3%
24dff56428de471e		1	0.3%
2687e3cb2fe0474		1	0.3%
26be7462ce5e43d		1	0.3%
26eef9075b7349a		1	0.3%
26f0c6653b8b4c1		1	0.3%
293ecee7a80a482		1	0.3%
29cc9b2639524c4		1	0.3%
2b8544e9cb7347f		1	0.3%
2bc65237da7d4f7		1	0.3%
2bea2c4985dd4f4		1	0.3%
2c2b89bb4ed2475		1	0.3%
2c4950efbc4f485c		1	0.3%
2c5000cc7fa54dbb		1	0.3%
2c7dff734efc4ccb		1	0.3%
2c8f787219df44a8		1	0.3%
2d21136097a4458		1	0.3%
2f0258e282264dd		1	0.3%
2f3dadda9c4d49b		1	0.3%
303f41c72565478		1	0.3%
30b9d5e1f9fe43dc		1	0.3%
30fa92d582c34ff8		1	0.3%
312a435313e240e		1	0.3%
31a3f66b5452449		1	0.3%
32bb43e6ccef4255		1	0.3%
333db34cb097445		1	0.3%
34533291de9b4e3		1	0.3%
349edf6fc6cb49dc		1	0.3%
34efbcd896549f7		1	0.3%
362ff1525f0b427c		1	0.3%
369a2e686b0641f		1	0.3%
37c7d386630e44f		1	0.3%

File : CSEC4G

interview__id: Unique 32-character long identifier of the interview

Value	Label	Cases	Percentage
391f45ad2d3548e		1	0.3%
39627200a32c462		1	0.3%
39e38a8716404f4		1	0.3%
3a542ba2ee9a46d		1	0.3%
3ac09195350c451		1	0.3%
3b3c7af2481243f		1	0.3%
3ce08aeb981a41a		1	0.3%
3cf0a1fa46ae4682		1	0.3%
3d61703566614f4		1	0.3%
3f41cdc7f4484a90		1	0.3%
40927a9f8da44e0		1	0.3%
41d507da42f24fa		1	0.3%
44c8e8b546fa4e9		1	0.3%
4582b29c263744c		1	0.3%
45e2495043be477		1	0.3%
468987393fd4448		1	0.3%
46bc8364e56f4e2		1	0.3%
481f3d44d4074b5		1	0.3%
49123f99dd9b486		1	0.3%
4936d20fd0be487		1	0.3%
49d2684cbd464ee		1	0.3%
4af38353df164c5		1	0.3%
4b07af9a7bac483		1	0.3%
4b14fdfdc4154af5		1	0.3%
4dd40973252a4df		1	0.3%
4e6fd738620241a		1	0.3%
50a0e9476f3f494		1	0.3%
51986b54676d4e3		1	0.3%
527a88628b1c424		1	0.3%
5300060198c04c3		1	0.3%
53fa8063d7db498		1	0.3%
54d04063673a4a7		1	0.3%
559f5482d2fa4c7		1	0.3%
55b84b9565e6420		1	0.3%
56225232b30346		1	0.3%
57061e3264f8499		1	0.3%
58cf916082f84b1		1	0.3%
58d95fc30734424		1	0.3%
59accfcd4d542a2		1	0.3%
5a30e64718014fc		1	0.3%
5b2bb8ba8da5434		1	0.3%
5b3c6ba74736462		1	0.3%
5c104965b505425		1	0.3%

File : CSEC4G

interview__id: Unique 32-character long identifier of the interview

Value	Label	Cases	Percentage
5c166c1642f340b		1	0.3%
5ed8795ec990433		1	0.3%
5f625ed846014f1		1	0.3%
5f9671150b6c4d8		1	0.3%
5f9c80627104486		1	0.3%
5fd0f31f330a49a7		1	0.3%
608bfd2bd5f8412		1	0.3%
61dc08d3c51a46b		1	0.3%
61e4b68c15e0457		1	0.3%
62af21468f5b4edl		1	0.3%
62f01c4bc6cf48c7		1	0.3%
63ef3bf75fef4be6		1	0.3%
645e8f52e0284da		1	0.3%
652892d80eef4dc		1	0.3%
6576b15a95a0431		1	0.3%
6596c2921b4f49f		1	0.3%
65e342045671412		1	0.3%
663e019dae8f42e		1	0.3%
664e98a3af9c465		1	0.3%
67ac1b9b59384c0		1	0.3%
67d77e0fbf754e2		1	0.3%
68984e8f107b4fc1		1	0.3%
68b87f690c5e4d4		1	0.3%
69fdbce170a3499		1	0.3%
6aac54099d5446c		1	0.3%
6be18dc7379a4d8		1	0.3%
6cb2e1bf1182402		1	0.3%
6d561d7e1bb34b0		1	0.3%
6d6546ea45a24cc		1	0.3%
6e7a08685b68404		1	0.3%
6ec8cecb648e4b6		1	0.3%
6fb3d5bdc87496		1	0.3%
712dd05dfdf54bc		1	0.3%
73b6584e55df47e		1	0.3%
73edb914e5ec4a6		1	0.3%
74879a94288749c		1	0.3%
75df2b5c7d6b492		1	0.3%
76a347dba3c945d		1	0.3%
77b63a2a3a5846c		1	0.3%
78b1f1144ce740d		1	0.3%
7934cfadf18a4020		1	0.3%
7a92a755edec4d6		1	0.3%
7af284e10f40460		1	0.3%

File : CSEC4G

interview__id: Unique 32-character long identifier of the interview

Value	Label	Cases	Percentage
7b71511069ca41c		1	0.3%
7b91ac7196d446f		1	0.3%
7ceaac984dc4433		1	0.3%
7f25311583624b7		1	0.3%
80c5e48699bc48b		1	0.3%
81def38cfed24edc		1	0.3%
81f2300746cc4b0		1	0.3%
824efbe20846431		1	0.3%
825a4d9c10674fb		1	0.3%
82e2ee46332f4f5c		1	0.3%
865a0a2dd0d442a		1	0.3%
87d1a29404f2409		1	0.3%
8b2193d437e6485		1	0.3%
8c60b24c5d69455		1	0.3%
8da56015c708420		1	0.3%
8ed0e75643204d2		1	0.3%
8f69cfcd9bea4a2a		1	0.3%
909b86e277fe480		1	0.3%
91e89e7118c041f		1	0.3%
92722375ee7a482		1	0.3%
93268921598f4e9		1	0.3%
942d21651db145e		1	0.3%
94a28a335ad8409		1	0.3%
94ae3c15a2df4270		1	0.3%
94d6a92de2aa418		1	0.3%
94e8fb8cab7846d		1	0.3%
977cf8b59c214cd		1	0.3%
9836e079cdd949e		1	0.3%
987cf3a3f3f04a53		1	0.3%
989fa310b635456		1	0.3%
98c92ebc81274b4		1	0.3%
98ff8b8f6835485f		1	0.3%
991ea35afb8c4a5b		1	0.3%
9ae38f33171f4fb8		1	0.3%
9b29a92d6753467		1	0.3%
9c42c15316c0441		1	0.3%
9c877a6abcc44e2		1	0.3%
9ecbe56df9f249d3		1	0.3%
9ef24898f0e04e6f		1	0.3%
a03a17e845b8444		1	0.3%
a0525377534b48f		1	0.3%
a221543631f5448		1	0.3%
a29bda3a56964ba		1	0.3%

File : CSEC4G

interview__id: Unique 32-character long identifier of the interview

Value	Label	Cases	Percentage
a3908ba3b92f4fe1		1	0.3%
a4729f20438e493		1	0.3%
a5e08a9b2416439		1	0.3%
a93651e6ad8d4de		1	0.3%
a9b092b3952f4ec		1	0.3%
aeefbdde40724ba		1	0.3%
b00970f7c1fd483		1	0.3%
b0b5ef4a81ee422		1	0.3%
b0cd107e76604c5		1	0.3%
b105a36a56b84f6		1	0.3%
b136b27d911942		1	0.3%
b137ae14a69249f		1	0.3%
b2e36352f5d9409		1	0.3%
b330812745fa4e7		1	0.3%
b341d8d4669945		1	0.3%
b4251f797f5f478		1	0.3%
b562c88957c5417		1	0.3%
b59699570a7a45a		1	0.3%
b60db776f7044c0		1	0.3%
b6beade8c2fb4ba		1	0.3%
b6c120c8e36f4d4		1	0.3%
b71b6b7c544e41f		1	0.3%
b92db033a86e4ab		1	0.3%
bad2132fae8a424		1	0.3%
bb6db2bb7e894ee		1	0.3%
bb91dac00ca941a		1	0.3%
bbb3f63e02a24e3		1	0.3%
bbd5aebfc1a54cfe		1	0.3%
bcc6e03bb2a5433		1	0.3%
bcf4623a365e435		1	0.3%
bfade52afbbe499		1	0.3%
bfc868c5c591428		1	0.3%
c015bae305344f9		1	0.3%
c14a86da4ace406		1	0.3%
c1a22955cf934b9		1	0.3%
c208d41946924e2		1	0.3%
c2a083238ac94fc		1	0.3%
c3356144806643		1	0.3%
c40d2554992447		1	0.3%
c5a985e708a7459		1	0.3%
c7bcab112852484		1	0.3%
c997c4379310457		1	0.3%
c9f3e3b01148416		1	0.3%

File : CSEC4G

interview__id: Unique 32-character long identifier of the interview

Value	Label	Cases	Percentage
ca4736d2f7a74a89		1	0.3%
caa6f80f888744d0		1	0.3%
cbe3a418c67c4371		1	0.3%
cc8047dc8a484aa1		1	0.3%
cd1474d77fac4211		1	0.3%
ce05dd69d60e43e1		1	0.3%
ce31748c847d40a1		1	0.3%
cedfce2c57e641d1		1	0.3%
d091d72bf34743f1		1	0.3%
d4b645c8dabe4a11		1	0.3%
d4e9ef0dc2b74bf1		1	0.3%
d56d66a6c7584c21		1	0.3%
d63a27ac1a6d4af1		1	0.3%
d63ba4eb8a1c4a01		1	0.3%
d6aa486f005240b1		1	0.3%
d7b1236aabb94f61		1	0.3%
d7df893335d04af1		1	0.3%
d84f5f9e3a694d31		1	0.3%
d8e480e0083545f1		1	0.3%
d983e831143f41a1		1	0.3%
da5e5ab5a00e4801		1	0.3%
da7a73e6a4654271		1	0.3%
db979bdcd2e148f1		1	0.3%
dc1776a9a0e14f41		1	0.3%
dda5335ce2054311		1	0.3%
df04ee2c0e3a4101		1	0.3%
dfbc222d61174261		1	0.3%
e106494d0ae84f21		1	0.3%
e23a30e088d14531		1	0.3%
e24222c61b9f4561		1	0.3%
e282714b05cb42f1		1	0.3%
e3166e34b04d4731		1	0.3%
e4d52a1c0a1148d1		1	0.3%
e4ddc650064a4c01		1	0.3%
e614b8ae67d44c81		1	0.3%
e61b5559a1b44041		1	0.3%
e6d0819875ec42e1		1	0.3%
e77d4f6292d24751		1	0.3%
e86a2ea031ca4f9c1		1	0.3%
e8b86f9566254e71		1	0.3%
e90883e236674951		1	0.3%
e9acfec9f50e43a81		1	0.3%
e9e027640d2a4501		1	0.3%

File : CSEC4G

interview__id: Unique 32-character long identifier of the interview

Value	Label	Cases	Percentage
e9ee6e0d15b54db		1	<div></div> 0.3%
eb8f3695097d4ec		1	<div></div> 0.3%
ebb0b322a786451		1	<div></div> 0.3%
ed628650c92d451		1	<div></div> 0.3%
ee245be814ce483		1	<div></div> 0.3%
ef0a2c1050d9446		1	<div></div> 0.3%
f11ff6935d374a37		1	<div></div> 0.3%
f2753e0a1ee1407a		1	<div></div> 0.3%
f310f9362b1e429c		1	<div></div> 0.3%
f4f37a3e35c44dc4		1	<div></div> 0.3%
f7c8666f68b2434a		1	<div></div> 0.3%
fa6d43e574104db		1	<div></div> 0.3%
fad0449bb4f0427b		1	<div></div> 0.3%
fbdb75a9b0ab4f6c		1	<div></div> 0.3%
fc8c4458e87f4d78		1	<div></div> 0.3%
fd96d6f934ab457c		1	<div></div> 0.3%
fe36e5eff69c4cb2		1	<div></div> 0.3%
ff38ebd77e0b421a		1	<div></div> 0.3%
ffc83c8361694f8c		1	<div></div> 0.3%

Warning: these figures indicate the number of cases found in the data file. They cannot be interpreted as summary statistics of the population of interest.

s4gq74: 74. Do women who come for delivery have to bring Gloves to the health facility?

Information	[Type= discrete] [Format=numeric] [Range= 1-4] [Missing=*]		
Statistics [NW/ W]	[Valid=185 -/] [Invalid=122 -/]		
Value	Label	Cases	Percentage
1	Yes, always	19	<div></div> 10.3%
2	Yes, when item is out of stock	100	<div></div> 54.1%
3	No	64	<div></div> 34.6%
4	Not Applicable	2	<div></div> 1.1%
Sysmiss		122	

Warning: these figures indicate the number of cases found in the data file. They cannot be interpreted as summary statistics of the population of interest.

s4gq75: 75. Do women who come for delivery have to bring Cotton wool to the health facil

Information	[Type= discrete] [Format=numeric] [Range= 1-4] [Missing=*]		
Statistics [NW/ W]	[Valid=185 -/] [Invalid=122 -/]		
Value	Label	Cases	Percentage
1	Yes, always	14	<div></div> 7.6%
2	Yes, when item is out of stock	85	<div></div> 45.9%
3	No	84	<div></div> 45.4%
4	Not Applicable	2	<div></div> 1.1%
Sysmiss		122	

Warning: these figures indicate the number of cases found in the data file. They cannot be interpreted as summary statistics of the population of interest.

s4gq76: 76. Do women who come for delivery have to bring Jik to the health facility?

Information	[Type= discrete] [Format=numeric] [Range= 1-4] [Missing=*]		
-------------	--	--	--

File : CSEC4G

s4gq76: 76. Do women who come for delivery have to bring Jik to the health facility?

Statistics [NW/ W] [Valid=185 /-] [Invalid=122 /-]

Value	Label	Cases	Percentage
1	Yes, always	2	1.1%
2	Yes, when item is out of stock	27	14.6%
3	No	148	80.0%
4	Not Applicable	8	4.3%
Sysmiss		122	

Warning: these figures indicate the number of cases found in the data file. They cannot be interpreted as summary statistics of the population of interest.

s4gq77: 77. Do women who come for delivery have to bring Razor blade to the health facil

Information [Type= discrete] [Format=numeric] [Range= 1-4] [Missing=*]

Statistics [NW/ W] [Valid=185 /-] [Invalid=122 /-]

Value	Label	Cases	Percentage
1	Yes, always	23	12.4%
2	Yes, when item is out of stock	70	37.8%
3	No	89	48.1%
4	Not Applicable	3	1.6%
Sysmiss		122	

Warning: these figures indicate the number of cases found in the data file. They cannot be interpreted as summary statistics of the population of interest.

s4gq78: 78. Do women who come for delivery have to bring Plastic Sheet to the health fac

Information [Type= discrete] [Format=numeric] [Range= 1-4] [Missing=*]

Statistics [NW/ W] [Valid=185 /-] [Invalid=122 /-]

Value	Label	Cases	Percentage
1	Yes, always	63	34.1%
2	Yes, when item is out of stock	93	50.3%
3	No	27	14.6%
4	Not Applicable	2	1.1%
Sysmiss		122	

Warning: these figures indicate the number of cases found in the data file. They cannot be interpreted as summary statistics of the population of interest.

File : CSEC4H_1

Final_EA_code: Enumeration Area Unique identifier

Information [Type= discrete] [Format=character] [Missing=*]

Statistics [NW/ W] [Valid=1752 /-] [Invalid=0 /-]

Value	Label	Cases	Percentage
101204020501		6	0.3%
102101080210		6	0.3%
102102050406		6	0.3%
102102060108		6	0.3%
102102080506		6	0.3%
102103010916		6	0.3%
102103041252		6	0.3%
102103050439		6	0.3%
102103060631		6	0.3%
102103080303		6	0.3%
102103120844		6	0.3%
102104010236		6	0.3%
102104020313		6	0.3%
102104081332		6	0.3%
102104190357		6	0.3%
102105010613		6	0.3%
102105030701		6	0.3%
102105040650		6	0.3%
102105100433		6	0.3%
102105130528		6	0.3%
102105150507		6	0.3%
103105050501		6	0.3%
103107020109		6	0.3%
104102040606		6	0.3%
104104030820		6	0.3%
104105040311		6	0.3%
104208040401		6	0.3%
105105020108		6	0.3%
106101010605		6	0.3%
106101090206		6	0.3%
106106060103		6	0.3%
107202060102		6	0.3%
107302030503		6	0.3%
107305070203		6	0.3%
107402030203		6	0.3%
107403060301		6	0.3%
108106030909		6	0.3%
108301010115		6	0.3%
108301050512		6	0.3%
110203060109		6	0.3%
110204010703		6	0.3%

File : CSEC4H_1

Final_EA_code: Enumeration Area Unique identifier

Value	Label	Cases	Percentage
110206030911		6	0.3%
110207040309		6	0.3%
110305010603		6	0.3%
110306010205		6	0.3%
111102010811		6	0.3%
111202040320		6	0.3%
111202061528		6	0.3%
112102030202		6	0.3%
112104021001		6	0.3%
112204030107		6	0.3%
113105040201		6	0.3%
113105050532		6	0.3%
113111020505		6	0.3%
113113020418		6	0.3%
113113060242		6	0.3%
113301010130		6	0.3%
113301050411		6	0.3%
113406060107		6	0.3%
113604010110		6	0.3%
115103020402		6	0.3%
115104030401		6	0.3%
115202070303		6	0.3%
115206030602		6	0.3%
115303040507		6	0.3%
115303050716		6	0.3%
116102050101		6	0.3%
117106050206		6	0.3%
117201050401		6	0.3%
117202080201		6	0.3%
117301041137		6	0.3%
117302030901		6	0.3%
117302060527		6	0.3%
118101041020		6	0.3%
119104030404		6	0.3%
120106010101		6	0.3%
122102060404		6	0.3%
122105020311		6	0.3%
122106021812		6	0.3%
123110030105		6	0.3%
124101050211		6	0.3%
124101050312		6	0.3%
124103021620		6	0.3%
124104040103		6	0.3%

File : CSEC4H_1

Final_EA_code: Enumeration Area Unique identifier

Value	Label	Cases	Percentage
124107010620		6	0.3%
124108021108		6	0.3%
125105010702		6	0.3%
201203010310		6	0.3%
201210090210		6	0.3%
202205030602		6	0.3%
203202030310		6	0.3%
203202040303		6	0.3%
203301010111		6	0.3%
204101030213		6	0.3%
204102040514		6	0.3%
204203010514		6	0.3%
204301010302		6	0.3%
204301020206		6	0.3%
204301030308		6	0.3%
204302051318		6	0.3%
205107030213		6	0.3%
207104010604		6	0.3%
208102140202		6	0.3%
208107130101		6	0.3%
208202080102		6	0.3%
209201010506		6	0.3%
210306040101		6	0.3%
210306040102		6	0.3%
211105030205		6	0.3%
211106070404		6	0.3%
211107030208		6	0.3%
212104030611		6	0.3%
212105040709		6	0.3%
212202010105		6	0.3%
212305020404		6	0.3%
214101040303		6	0.3%
214101060404		6	0.3%
214102020611		6	0.3%
214114030515		6	0.3%
215109020818		6	0.3%
215115020203		6	0.3%
215120020808		6	0.3%
216202030604		6	0.3%
218103021305		6	0.3%
218115040101		6	0.3%
219103120104		6	0.3%
219103170202		6	0.3%

File : CSEC4H_1

Final_EA_code: Enumeration Area Unique identifier

Value	Label	Cases	Percentage
221109020302		6	0.3%
221109050505		6	0.3%
222111021102		6	0.3%
223108100606		6	0.3%
223120020410		6	0.3%
223121010401		6	0.3%
223121030202		6	0.3%
223126011515		6	0.3%
223128010204		6	0.3%
223135040509		6	0.3%
224105051111		6	0.3%
225103041522		6	0.3%
225114032604		6	0.3%
226101010214		6	0.3%
226102050810		6	0.3%
226104040305		6	0.3%
226105051005		6	0.3%
228102030405		6	0.3%
229104021009		6	0.3%
230105010304		6	0.3%
230105040506		6	0.3%
230109050511		6	0.3%
232101040606		6	0.3%
232203040502		6	0.3%
302101021503		6	0.3%
302201050803		6	0.3%
302204050508		6	0.3%
302205050202		6	0.3%
302303070505		6	0.3%
303201020510		6	0.3%
303202060606		6	0.3%
303204050605		6	0.3%
303402040806		6	0.3%
303404010207		6	0.3%
303404030404		6	0.3%
303405071314		6	0.3%
303503041111		6	0.3%
303504020504		6	0.3%
304102010107		6	0.3%
304204020110		6	0.3%
304301040405		6	0.3%
306201010103		6	0.3%
306203010305		6	0.3%

File : CSEC4H_1

Final_EA_code: Enumeration Area Unique identifier

Value	Label	Cases	Percentage
306204010301		6	0.3%
306204020605		6	0.3%
307108020605		6	0.3%
307108030304		6	0.3%
307108030908		6	0.3%
307202030201		6	0.3%
308102060619		6	0.3%
309103050101		6	0.3%
309104050403		6	0.3%
309204060609		6	0.3%
310102021618		6	0.3%
310202030204		6	0.3%
310306030909		6	0.3%
310306040802		6	0.3%
311102010107		6	0.3%
311103020202		6	0.3%
311105051111		6	0.3%
311202010102		6	0.3%
312105020216		6	0.3%
313102050501		6	0.3%
313104010108		6	0.3%
314101030304		6	0.3%
314103040301		6	0.3%
314105010202		6	0.3%
315105030209		6	0.3%
317101010205		6	0.3%
317103020201		6	0.3%
317107051210		6	0.3%
318102020202		6	0.3%
318103020406		6	0.3%
318112010303		6	0.3%
318114020701		6	0.3%
318116050101		6	0.3%
319105080306		6	0.3%
319107020203		6	0.3%
319203030409		6	0.3%
320102040601		6	0.3%
320108080103		6	0.3%
321103040514		6	0.3%
321105050214		6	0.3%
321106010504		6	0.3%
321107061709		6	0.3%
322108020610		6	0.3%

File : CSEC4H_1

Final_EA_code: Enumeration Area Unique identifier

Value	Label	Cases	Percentage
322111041206		6	0.3%
323104030201		6	0.3%
323106040915		6	0.3%
323108030411		6	0.3%
324101011403		6	0.3%
324104010503		6	0.3%
325101020514		6	0.3%
325103060113		6	0.3%
325103060210		6	0.3%
325107010301		6	0.3%
327103030510		6	0.3%
327106020513		6	0.3%
329106020616		6	0.3%
330107010101		6	0.3%
330110010403		6	0.3%
402208050714		6	0.3%
402210030714		6	0.3%
403101020501		6	0.3%
403105050205		6	0.3%
403201020515		6	0.3%
403301030215		6	0.3%
404102030405		6	0.3%
404207040904		6	0.3%
404403030304		6	0.3%
405104020509		6	0.3%
405203030403		6	0.3%
405211011114		6	0.3%
405301040904		6	0.3%
405302030405		6	0.3%
406108040102		6	0.3%
406201020310		6	0.3%
406210060603		6	0.3%
406212010207		6	0.3%
406303070608		6	0.3%
407106021906		6	0.3%
408102011215		6	0.3%
408112020621		6	0.3%
408113040517		6	0.3%
409101040104		6	0.3%
409203050902		6	0.3%
409301030405		6	0.3%
410101040507		6	0.3%
410201010654		6	0.3%

File : CSEC4H_1

Final_EA_code: Enumeration Area Unique identifier

Value	Label	Cases	Percentage
410201010733		6	0.3%
410303060103		6	0.3%
411203020101		6	0.3%
411302020404		6	0.3%
411402020404		6	0.3%
411403030809		6	0.3%
412103070506		6	0.3%
412201070408		6	0.3%
412203040507		6	0.3%
414116010603		6	0.3%
415105020404		6	0.3%
415106081213		6	0.3%
415110040403		6	0.3%
415114070301		6	0.3%
415115040706		6	0.3%
417102010602		6	0.3%
417103010710		6	0.3%
417107030404		6	0.3%
417109040205		6	0.3%
417201010905		6	0.3%
417202010210		6	0.3%
418104030103		6	0.3%
418201020305		6	0.3%
418202010203		6	0.3%
418209070214		6	0.3%
419204020202		6	0.3%
420107040304		6	0.3%
420108030901		6	0.3%
422102010506		6	0.3%
422107010808		6	0.3%
423110010602		6	0.3%
424105020201		6	0.3%
426202040101		6	0.3%
427202040214		6	0.3%
428111030515		6	0.3%
432205040203		6	0.3%

Warning: these figures indicate the number of cases found in the data file. They cannot be interpreted as summary statistics of the population of interest.

interview__id: Unique 32-character long identifier of the interview

Information	[Type= discrete] [Format=character] [Missing=*]		
Statistics [NW/ W]	[Valid=1752 /-] [Invalid=0 /-]		
Value	Label	Cases	Percentage
05a0fe0e9f714c0t		6	0.3%
05f078de3c20400		6	0.3%

File : CSEC4H_1

interview__id: Unique 32-character long identifier of the interview

Value	Label	Cases	Percentage
07ae8f7297234ae		6	0.3%
0878b9ca320646c		6	0.3%
09bfa283100c462		6	0.3%
0aee3535b7234e0		6	0.3%
0b08b47250b441e		6	0.3%
0c7be6801de643e		6	0.3%
0d07cf9a197b4ea		6	0.3%
0d35d167e05a48c		6	0.3%
0e0a6e4e61be4e8		6	0.3%
103ae2d40d654ba		6	0.3%
104d7f9eb5cc429		6	0.3%
1058921f8e3e471		6	0.3%
10e47f214cb7482		6	0.3%
1124288a21f7429		6	0.3%
11324295e37b4bc		6	0.3%
14b0a6db23fb42a		6	0.3%
14c013df40e448d		6	0.3%
1559b44962074f1		6	0.3%
15d825f70832453		6	0.3%
15daaf897d21429		6	0.3%
165176d72b6e412		6	0.3%
179be7cbf9884e0		6	0.3%
17ad285d62d7495		6	0.3%
18cad48cbad4438		6	0.3%
19e17412e1bb43e		6	0.3%
1a7113db20214df		6	0.3%
1abf78b9247749b		6	0.3%
1b8cc2c21714481		6	0.3%
1d1c39bd455d40e		6	0.3%
1eb5ffb1eeb14468		6	0.3%
1f82d12a97c5472		6	0.3%
1f9751e8115d473		6	0.3%
20b3dc70a2ef47fi		6	0.3%
22079ff2853f489c		6	0.3%
22305ac5a3e1460		6	0.3%
2298e1b9396042c		6	0.3%
23f6bb268b504e5		6	0.3%
24dff56428de471e		6	0.3%
2687e3cb2fe0474		6	0.3%
26be7462ce5e43d		6	0.3%
26eef9075b7349a		6	0.3%
26f0c6653b8b4c1		6	0.3%
293ecee7a80a482		6	0.3%

File : CSEC4H_1

interview__id: Unique 32-character long identifier of the interview

Value	Label	Cases	Percentage
29cc9b2639524c4		6	0.3%
2b8544e9cb7347t		6	0.3%
2bc65237da7d4f7		6	0.3%
2bea2c4985dd4f4		6	0.3%
2c4950efbc4f485c		6	0.3%
2c5000cc7fa54dbi		6	0.3%
2c7dff734efc4ccb		6	0.3%
2c8f787219df44ac		6	0.3%
2d21136097a4458		6	0.3%
2f0258e282264dd		6	0.3%
2f3dadda9c4d49b		6	0.3%
303f41c72565478		6	0.3%
30b9d5e1f9fe43dc		6	0.3%
30fa92d582c34fft		6	0.3%
312a435313e2406		6	0.3%
31a3f66b5452449		6	0.3%
32bb43e6cceef425		6	0.3%
34533291de9b4e3		6	0.3%
349edf6fc6cb49dc		6	0.3%
34efbcdff896549f7		6	0.3%
362ff1525f0b427c		6	0.3%
369a2e686b0641f		6	0.3%
37c7d386630e44f		6	0.3%
391f45ad2d3548e		6	0.3%
39627200a32c462		6	0.3%
39e38a8716404f4		6	0.3%
3a542ba2ee9a46d		6	0.3%
3ac09195350c451		6	0.3%
3b3c7af2481243f		6	0.3%
3ce08aeb981a41a		6	0.3%
3cf0a1fa46ae4682		6	0.3%
3d61703566614f4		6	0.3%
3f41cdc7f4484a90		6	0.3%
40927a9f8da44e0		6	0.3%
41d507da42f24fa		6	0.3%
44c8e8b546fa4e9		6	0.3%
4582b29c263744c		6	0.3%
45e2495043be477		6	0.3%
468987393fd4448		6	0.3%
46bc8364e56f4e2		6	0.3%
481f3d44d4074b5		6	0.3%
49123f99dd9b48c		6	0.3%
4936d20fd0be487		6	0.3%

File : CSEC4H_1

interview__id: Unique 32-character long identifier of the interview

Value	Label	Cases	Percentage
49d2684cbd464ee		6	0.3%
4af38353df164c5f		6	0.3%
4b14fdfdc4154af5		6	0.3%
4dd40973252a4df		6	0.3%
4e6fd738620241a		6	0.3%
50a0e9476f3f4947		6	0.3%
51986b54676d4e3		6	0.3%
527a88628b1c424		6	0.3%
5300060198c04c3		6	0.3%
53fa8063d7db498		6	0.3%
54d04063673a4a7		6	0.3%
559f5482d2fa4c7f		6	0.3%
55b84b9565e642f		6	0.3%
57061e3264f8499		6	0.3%
58cf916082f84b1f		6	0.3%
58d95fc30734424		6	0.3%
5b2bb8ba8da5434		6	0.3%
5b3c6ba74736462		6	0.3%
5c104965b505425		6	0.3%
5c166c1642f340b		6	0.3%
5f625ed846014f17		6	0.3%
5f9671150b6c4d8		6	0.3%
5f9c80627104486		6	0.3%
5fd0f31f330a49a7		6	0.3%
608bfd2bd5f8412		6	0.3%
61dc08d3c51a46b		6	0.3%
61e4b68c15e0457		6	0.3%
62af21468f5b4edf		6	0.3%
62f01c4bc6cf48c7		6	0.3%
63ef3bf75fef4be6		6	0.3%
645e8f52e0284da		6	0.3%
652892d80eef4dc		6	0.3%
6576b15a95a0431		6	0.3%
6596c2921b4f49f		6	0.3%
65e342045671412		6	0.3%
663e019dae8f42e		6	0.3%
664e98a3af9c4657		6	0.3%
67ac1b9b59384c0		6	0.3%
67d77e0fbf754e2f		6	0.3%
68984e8f107b4fcf		6	0.3%
68b87f690c5e4d4		6	0.3%
69fdbce170a3499		6	0.3%
6aac54099d5446c		6	0.3%

File : CSEC4H_1

interview__id: Unique 32-character long identifier of the interview

Value	Label	Cases	Percentage
6be18dc7379a4d8		6	0.3%
6cb2e1bf1182402		6	0.3%
6d561d7e1bb34bc		6	0.3%
6d6546ea45a24cc		6	0.3%
6e7a08685b68404		6	0.3%
6ec8cecb648e4b6		6	0.3%
6fb3d5bdc87496		6	0.3%
712dd05dfdf54bc		6	0.3%
73b6584e55df47e		6	0.3%
73edb914e5ec4a6		6	0.3%
74879a94288749e		6	0.3%
75df2b5c7d6b492		6	0.3%
76a347dba3c945d		6	0.3%
77b63a2a3a5846e		6	0.3%
78b1f1144ce740d		6	0.3%
7934cfadf18a402f		6	0.3%
7a92a755edec4d6		6	0.3%
7af284e10f40460f		6	0.3%
7b71511069ca41c		6	0.3%
7b91ac7196d446f		6	0.3%
7ceaac984dc4433		6	0.3%
7f25311583624b7		6	0.3%
80c5e48699bc48b		6	0.3%
81def38cfed24edc		6	0.3%
81f2300746cc4b0		6	0.3%
824efbe20846431		6	0.3%
825a4d9c10674fb		6	0.3%
82e2ee46332f4f5c		6	0.3%
865a0a2dd0d442a		6	0.3%
87d1a29404f2409		6	0.3%
8b2193d437e6485		6	0.3%
8c60b24c5d69455		6	0.3%
8da56015c708420		6	0.3%
8ed0e75643204d2		6	0.3%
8f69cfcd9bea4a2a		6	0.3%
909b86e277fe480		6	0.3%
91e89e7118c041f		6	0.3%
92722375ee7a482		6	0.3%
93268921598f4e9		6	0.3%
942d21651db1454		6	0.3%
94a28a335ad8409		6	0.3%
94ae3c15a2df427f		6	0.3%
94d6a92de2aa418		6	0.3%

File : CSEC4H_1

interview__id: Unique 32-character long identifier of the interview

Value	Label	Cases	Percentage
94e8fb8cab7846d		6	0.3%
977cf8b59c214cd		6	0.3%
9836e079cdd949e		6	0.3%
987cf3a3f3f04a53		6	0.3%
989fa310b635456		6	0.3%
98c92ebc81274b4		6	0.3%
98ff8b8f6835485		6	0.3%
991ea35afb8c4a5		6	0.3%
9ae38f33171f4fb8		6	0.3%
9b29a92d6753467		6	0.3%
9c42c15316c0441		6	0.3%
9c877a6abcc44e2		6	0.3%
9ecbe56df9f249d		6	0.3%
9ef24898f0e04e6f		6	0.3%
a0525377534b48f		6	0.3%
a221543631f5448		6	0.3%
a29bda3a56964ba		6	0.3%
a3908ba3b92f4fel		6	0.3%
a5e08a9b2416439		6	0.3%
a93651e6ad8d4de		6	0.3%
a9b092b3952f4ec		6	0.3%
aeefbdde40724ba		6	0.3%
b00970f7c1fd483		6	0.3%
b0b5ef4a81ee422		6	0.3%
b0cd107e76604c5		6	0.3%
b105a36a56b84f6		6	0.3%
b136b27d911942		6	0.3%
b137ae14a69249f		6	0.3%
b2e36352f5d9409		6	0.3%
b330812745fa4e7		6	0.3%
b341d8d4669945		6	0.3%
b4251f797f5f478		6	0.3%
b562c88957c5417		6	0.3%
b59699570a7a45a		6	0.3%
b60db776f7044c0		6	0.3%
b6beade8c2fb4ba		6	0.3%
b6c120c8e36f4d4		6	0.3%
b71b6b7c544e41f		6	0.3%
b92db033a86e4ab		6	0.3%
bad2132fae8a424		6	0.3%
bb6db2bb7e894ee		6	0.3%
bb91dac00ca941a		6	0.3%
bbb3f63e02a24e3		6	0.3%

File : CSEC4H_1

interview__id: Unique 32-character long identifier of the interview

Value	Label	Cases	Percentage
bbd5aebfc1a54cff		6	0.3%
bcc6e03bb2a5433		6	0.3%
bcf4623a365e435		6	0.3%
bfade52afbbe4995		6	0.3%
bfc868c5c591428		6	0.3%
c015bae305344f9		6	0.3%
c14a86da4ace406		6	0.3%
c1a22955cf934b9		6	0.3%
c208d41946924e2		6	0.3%
c2a083238ac94fc1		6	0.3%
c33561448066434		6	0.3%
c40d2554992447e		6	0.3%
c5a985e708a7459		6	0.3%
c7bcab112852484		6	0.3%
c997c4379310457		6	0.3%
c9f3e3b01148416		6	0.3%
ca4736d2f7a74a89		6	0.3%
caa6f80f888744d0		6	0.3%
cbe3a418c67c437		6	0.3%
cc8047dc8a484aa		6	0.3%
cd1474d77fac421		6	0.3%
ce05dd69d60e43e		6	0.3%
ce31748c847d40a		6	0.3%
cedfce2c57e641d1		6	0.3%
d091d72bf34743f		6	0.3%
d4e9ef0dc2b74bf2		6	0.3%
d63a27ac1a6d4af2		6	0.3%
d63ba4eb8a1c4a0		6	0.3%
d6aa486f005240b		6	0.3%
d7b1236aabb94f6		6	0.3%
d7df893335d04af		6	0.3%
d84f5f9e3a694d3c		6	0.3%
d8e480e0083545f		6	0.3%
d983e831143f41a		6	0.3%
da5e5ab5a00e480		6	0.3%
da7a73e6a465427		6	0.3%
db979bdcd2e148f		6	0.3%
dc1776a9a0e14f4		6	0.3%
dda5335ce205431		6	0.3%
df04ee2c0e3a4107		6	0.3%
dfbc222d6117426		6	0.3%
e106494d0ae84f2		6	0.3%
e23a30e088d1453		6	0.3%

File : CSEC4H_1

interview__id: Unique 32-character long identifier of the interview

Value	Label	Cases	Percentage
e24222c61b9f456		6	0.3%
e282714b05cb42t		6	0.3%
e3166e34b04d47z		6	0.3%
e4d52a1c0a1148d		6	0.3%
e4ddc650064a4c0		6	0.3%
e614b8ae67d44c8		6	0.3%
e61b5559a1b4404		6	0.3%
e6d0819875ec42e		6	0.3%
e77d4f6292d2475		6	0.3%
e86a2ea031ca4f9c		6	0.3%
e8b86f9566254e7		6	0.3%
e9acfec9f50e43a8		6	0.3%
e9e027640d2a450		6	0.3%
e9ee6e0d15b54db		6	0.3%
eb8f3695097d4ec		6	0.3%
ebb0b322a786451		6	0.3%
ed628650c92d451		6	0.3%
ee245be814ce483		6	0.3%
ef0a2c1050d9446		6	0.3%
f11ff6935d374a37		6	0.3%
f2753e0a1ee1407c		6	0.3%
f310f9362b1e429c		6	0.3%
f4f37a3e35c44dc4		6	0.3%
f7c8666f68b2434d		6	0.3%
fa6d43e574104db		6	0.3%
fad0449bb4f0427c		6	0.3%
fbdb75a9b0ab4f6c		6	0.3%
fc8c4458e87f4d7f		6	0.3%
fd96d6f934ab457c		6	0.3%
fe36e5eff69c4cb2		6	0.3%
ff38ebd77e0b421c		6	0.3%
ffc83c8361694f80		6	0.3%

Warning: these figures indicate the number of cases found in the data file. They cannot be interpreted as summary statistics of the population of interest.

C4H_ElementYear_id: Id in s4hr1

Information		[Type= discrete] [Format=numeric] [Range= 0-5] [Missing=*]		
Statistics [NW/ W]		[Valid=1752 /-] [Invalid=0 /-]		
Value	Label	Cases	Percentage	
0	OPD / Mar-18	292		16.7%
1	OPD / Jun-18	292		16.7%
2	Deliveries in Health Units / Mar-18	292		16.7%
3	Deliveries in Health Units / Jun-18	292		16.7%
4	DPT 3 Given to Children Under / 1yr Mar-18	292		16.7%
5	DPT 3 Given to Children Under / 1yr Jun-18	292		16.7%

File : CSEC4H_1

C4H_ElementYear_id: Id in s4hr1

Warning: these figures indicate the number of cases found in the data file. They cannot be interpreted as summary statistics of the population of interest.

s4hq83: 83. Database /facility report

Information [Type= discrete] [Format=character] [Missing=*]

Statistics [NW/ W] [Valid=1752 /-] [Invalid=0 /-]

Value	Label	Cases	Percentage
##N/A##		553	31.6%
-		12	0.7%
0		113	6.4%
00		2	0.1%
02		1	0.1%
03		2	0.1%
04		1	0.1%
05		1	0.1%
06		5	0.3%
08		1	0.1%
09		2	0.1%
1		6	0.3%
10		12	0.7%
100		1	0.1%
1001		1	0.1%
101		1	0.1%
1011		1	0.1%
1013		1	0.1%
1017		1	0.1%
102		3	0.2%
1023		1	0.1%
1025		2	0.1%
1035		1	0.1%
1040		1	0.1%
1046		1	0.1%
105		2	0.1%
1050		1	0.1%
1062		3	0.2%
107		1	0.1%
1072		1	0.1%
1074		1	0.1%
1076		2	0.1%
1080		1	0.1%
1087		1	0.1%
1088		1	0.1%
1089		1	0.1%
109		1	0.1%
1097		1	0.1%
1098		1	0.1%

File : CSEC4H_1

s4hq83: 83. Database /facility report

Value	Label	Cases	Percentage
11		7	0.4%
1103		1	0.1%
111		1	0.1%
1118		1	0.1%
113		1	0.1%
1139		1	0.1%
114		1	0.1%
1141		2	0.1%
1146		1	0.1%
1155		1	0.1%
1156		2	0.1%
116		1	0.1%
1162		1	0.1%
117		2	0.1%
1174		1	0.1%
119		1	0.1%
12		6	0.3%
120		2	0.1%
1204		1	0.1%
1206		1	0.1%
1207		2	0.1%
121		3	0.2%
122		1	0.1%
1229		1	0.1%
1233		1	0.1%
1238		1	0.1%
124		1	0.1%
125		1	0.1%
126		1	0.1%
126278		1	0.1%
1263		1	0.1%
1274		1	0.1%
1279		1	0.1%
1280		1	0.1%
1285		1	0.1%
13		15	0.9%
1300		2	0.1%
1309		1	0.1%
131		1	0.1%
1321		2	0.1%
1322		1	0.1%
1323		1	0.1%
1327		1	0.1%

File : CSEC4H_1

s4hq83: 83. Database /facility report

Value	Label	Cases	Percentage
134		1	0.1%
1344		1	0.1%
135		1	0.1%
136		1	0.1%
1370		1	0.1%
138		2	0.1%
14		15	0.9%
140		1	0.1%
141		1	0.1%
1411		1	0.1%
1415		1	0.1%
1417		1	0.1%
1422		2	0.1%
144		2	0.1%
1444		1	0.1%
1456		1	0.1%
148		1	0.1%
1480		1	0.1%
15		9	0.5%
150		2	0.1%
1504		1	0.1%
152		2	0.1%
1539		2	0.1%
1540		2	0.1%
1553		1	0.1%
1554		1	0.1%
156		3	0.2%
1560		1	0.1%
16		8	0.5%
160		2	0.1%
1602		1	0.1%
1618		1	0.1%
163		2	0.1%
1633		1	0.1%
1660		1	0.1%
1678		1	0.1%
1679		1	0.1%
1692		1	0.1%
17		8	0.5%
1702		1	0.1%
171		1	0.1%
1738		1	0.1%
174		1	0.1%

File : CSEC4H_1

s4hq83: 83. Database /facility report

Value	Label	Cases	Percentage
176		1	0.1%
1760		2	0.1%
18		10	0.6%
1800		1	0.1%
181		1	0.1%
182		2	0.1%
183		1	0.1%
1875		1	0.1%
188		1	0.1%
1887		1	0.1%
189		2	0.1%
19		11	0.6%
1965		1	0.1%
1974		1	0.1%
1978		1	0.1%
1986		1	0.1%
199		3	0.2%
2		6	0.3%
20		13	0.7%
2000		1	0.1%
202		1	0.1%
2044		1	0.1%
206		1	0.1%
2066		1	0.1%
207		1	0.1%
21		12	0.7%
210		1	0.1%
2103		1	0.1%
211		1	0.1%
2120		1	0.1%
2135		1	0.1%
215		1	0.1%
216		1	0.1%
22		10	0.6%
2219		1	0.1%
227		1	0.1%
228		1	0.1%
2281		1	0.1%
23		12	0.7%
2313		1	0.1%
233		1	0.1%
236		2	0.1%
2371		1	0.1%

File : CSEC4H_1

s4hq83: 83. Database /facility report

Value	Label	Cases	Percentage
2394		1	0.1%
24		5	0.3%
240		1	0.1%
243		1	0.1%
2444		1	0.1%
2455		1	0.1%
247		3	0.2%
25		12	0.7%
256		1	0.1%
257		1	0.1%
259		1	0.1%
26		3	0.2%
260		1	0.1%
262		1	0.1%
264		1	0.1%
27		9	0.5%
272		1	0.1%
273		1	0.1%
278		1	0.1%
279		1	0.1%
28		9	0.5%
2801		1	0.1%
282		1	0.1%
287		1	0.1%
288		1	0.1%
29		6	0.3%
293		1	0.1%
295		1	0.1%
296		1	0.1%
3		8	0.5%
30		8	0.5%
301		1	0.1%
302		1	0.1%
31		6	0.3%
312		1	0.1%
313		1	0.1%
3167		1	0.1%
318		1	0.1%
32		13	0.7%
321		1	0.1%
3230		1	0.1%
324		1	0.1%
3247		1	0.1%

File : CSEC4H_1

s4hq83: 83. Database /facility report

Value	Label	Cases	Percentage
329		1	0.1%
3299		1	0.1%
33		4	0.2%
331		1	0.1%
339		2	0.1%
34		2	0.1%
340		1	0.1%
347		1	0.1%
35		7	0.4%
356		1	0.1%
357		1	0.1%
359		1	0.1%
36		9	0.5%
3613		1	0.1%
363		1	0.1%
364		1	0.1%
366		1	0.1%
367		1	0.1%
37		8	0.5%
372		1	0.1%
379		3	0.2%
38		8	0.5%
381		1	0.1%
383		1	0.1%
385		1	0.1%
389		1	0.1%
39		8	0.5%
394		1	0.1%
4		8	0.5%
40		18	1.0%
400		3	0.2%
401		2	0.1%
402		1	0.1%
403		2	0.1%
404		1	0.1%
405		1	0.1%
41		9	0.5%
411		1	0.1%
413		1	0.1%
414		1	0.1%
415		1	0.1%
418		1	0.1%
42		6	0.3%

File : CSEC4H_1

s4hq83: 83. Database /facility report

Value	Label	Cases	Percentage
422		1	0.1%
43		5	0.3%
430		1	0.1%
439		1	0.1%
44		6	0.3%
443		1	0.1%
447		1	0.1%
45		5	0.3%
454		1	0.1%
456		1	0.1%
457		1	0.1%
458		1	0.1%
46		3	0.2%
460		1	0.1%
461		1	0.1%
462		1	0.1%
467		1	0.1%
47		8	0.5%
471		1	0.1%
476		1	0.1%
477		1	0.1%
478		1	0.1%
48		7	0.4%
482		2	0.1%
483		1	0.1%
486		1	0.1%
49		4	0.2%
494		2	0.1%
495		1	0.1%
496		1	0.1%
5		9	0.5%
50		5	0.3%
501		2	0.1%
502		2	0.1%
503		2	0.1%
504		1	0.1%
506		1	0.1%
507		2	0.1%
508		1	0.1%
509		1	0.1%
51		3	0.2%
512		1	0.1%
516		1	0.1%

File : CSEC4H_1

s4hq83: 83. Database /facility report

Value	Label	Cases	Percentage
519		1	0.1%
52		5	0.3%
53		8	0.5%
532		1	0.1%
537		1	0.1%
54		6	0.3%
542		1	0.1%
543		1	0.1%
545		1	0.1%
546		2	0.1%
547		1	0.1%
548		1	0.1%
549		1	0.1%
55		5	0.3%
550		1	0.1%
551		1	0.1%
553		1	0.1%
555		2	0.1%
558		1	0.1%
56		5	0.3%
560		1	0.1%
563		1	0.1%
564		1	0.1%
569		1	0.1%
57		3	0.2%
571		1	0.1%
575		1	0.1%
576		1	0.1%
577		2	0.1%
58		4	0.2%
582		1	0.1%
587		1	0.1%
588		1	0.1%
59		3	0.2%
592		1	0.1%
595		1	0.1%
6		6	0.3%
60		9	0.5%
600		1	0.1%
602		1	0.1%
604		1	0.1%
606		1	0.1%
61		4	0.2%

File : CSEC4H_1

s4hq83: 83. Database /facility report

Value	Label	Cases	Percentage
612		1	0.1%
613		1	0.1%
615		1	0.1%
618		2	0.1%
62		11	0.6%
623		1	0.1%
624		1	0.1%
63		6	0.3%
630		1	0.1%
635		2	0.1%
64		7	0.4%
640		1	0.1%
642		1	0.1%
643		1	0.1%
65		4	0.2%
654		2	0.1%
656		1	0.1%
657		1	0.1%
659		1	0.1%
66		1	0.1%
664		1	0.1%
666		1	0.1%
668		1	0.1%
669		1	0.1%
67		5	0.3%
68		3	0.2%
680		2	0.1%
682		1	0.1%
685		1	0.1%
686		2	0.1%
687		1	0.1%
69		7	0.4%
7		8	0.5%
70		1	0.1%
702		1	0.1%
705		1	0.1%
71		4	0.2%
713		1	0.1%
716		1	0.1%
72		3	0.2%
720		1	0.1%
721		1	0.1%
727		1	0.1%

File : CSEC4H_1

s4hq83: 83. Database /facility report

Value	Label	Cases	Percentage
73		2	0.1%
730		2	0.1%
732		1	0.1%
735		2	0.1%
736		1	0.1%
737		2	0.1%
739		1	0.1%
74		2	0.1%
740		1	0.1%
744		1	0.1%
755		1	0.1%
757		2	0.1%
76		2	0.1%
760		1	0.1%
767		1	0.1%
77		1	0.1%
774		1	0.1%
778		1	0.1%
78		2	0.1%
780		1	0.1%
781		2	0.1%
783		1	0.1%
79		1	0.1%
790		1	0.1%
791		1	0.1%
796		2	0.1%
8		6	0.3%
80		3	0.2%
803		1	0.1%
804		1	0.1%
805		1	0.1%
808		2	0.1%
81		2	0.1%
812		2	0.1%
815		3	0.2%
818		1	0.1%
82		2	0.1%
820		1	0.1%
821		1	0.1%
822		1	0.1%
83		2	0.1%
833		2	0.1%
835		1	0.1%

File : CSEC4H_1

s4hq83: 83. Database /facility report

Value	Label	Cases	Percentage
84		3	0.2%
842		2	0.1%
843		1	0.1%
85		2	0.1%
850		1	0.1%
851		2	0.1%
858		1	0.1%
86		4	0.2%
864		1	0.1%
87		3	0.2%
870		1	0.1%
873		1	0.1%
876		1	0.1%
88		4	0.2%
885		1	0.1%
89		1	0.1%
899		1	0.1%
9		7	0.4%
905		1	0.1%
907		1	0.1%
91		2	0.1%
913		3	0.2%
92		2	0.1%
926		1	0.1%
93		2	0.1%
94		2	0.1%
942		1	0.1%
946		1	0.1%
948		1	0.1%
95		1	0.1%
952		1	0.1%
96		1	0.1%
963		1	0.1%
968		1	0.1%
97		3	0.2%
98		2	0.1%
99		1	0.1%
991		1	0.1%
996		1	0.1%
997		1	0.1%
9y2		1	0.1%
–		63	3.6%
p		1	0.1%

File : CSEC4H_1

s4hq83: 83. Database /facility report

Value	Label	Cases	Percentage
w6		1	0.1%

Warning: these figures indicate the number of cases found in the data file. They cannot be interpreted as summary statistics of the population of interest.

s4hq84: 84. Register

Information	[Type= discrete] [Format=character] [Missing=*]
Statistics [NW/ W]	[Valid=1752 /-] [Invalid=0 /-]

Value	Label	Cases	Percentage
##N/A##		425	24.3%
0		151	8.6%
00		2	0.1%
01		1	0.1%
02		1	0.1%
03		1	0.1%
04		1	0.1%
05		1	0.1%
06		5	0.3%
08		1	0.1%
09		2	0.1%
1		10	0.6%
10		12	0.7%
100		2	0.1%
1001		2	0.1%
101		1	0.1%
1011		1	0.1%
1013		1	0.1%
1017		1	0.1%
102		5	0.3%
1021		1	0.1%
1025		2	0.1%
1035		1	0.1%
1040		1	0.1%
1041		1	0.1%
1042		1	0.1%
105		2	0.1%
1050		1	0.1%
1052		1	0.1%
107		2	0.1%
1072		1	0.1%
1076		1	0.1%
1080		1	0.1%
1087		1	0.1%
1088		1	0.1%
1089		1	0.1%
109		1	0.1%

File : CSEC4H_1

s4hq84: 84. Register

Value	Label	Cases	Percentage
1090		1	0.1%
1091		2	0.1%
1098		1	0.1%
11		8	0.5%
1103		1	0.1%
1104		1	0.1%
111		3	0.2%
1118		1	0.1%
1122		1	0.1%
113		1	0.1%
1139		1	0.1%
1141		3	0.2%
1146		1	0.1%
1152		1	0.1%
1155		1	0.1%
1156		2	0.1%
116		1	0.1%
1162		1	0.1%
117		2	0.1%
1174		1	0.1%
119		1	0.1%
12		7	0.4%
120		5	0.3%
1201		1	0.1%
1206		1	0.1%
1207		2	0.1%
121		3	0.2%
122		1	0.1%
1229		2	0.1%
1233		1	0.1%
1238		1	0.1%
124		1	0.1%
125		1	0.1%
126		1	0.1%
126278		1	0.1%
1263		1	0.1%
1274		1	0.1%
1279		1	0.1%
1280		1	0.1%
1285		1	0.1%
1290		1	0.1%
13		15	0.9%
130		1	0.1%

File : CSEC4H_1

s4hq84: 84. Register

Value	Label	Cases	Percentage
1300		2	0.1%
1309		1	0.1%
131		1	0.1%
1312		1	0.1%
1313		1	0.1%
132		1	0.1%
1321		1	0.1%
1322		1	0.1%
1323		2	0.1%
1327		1	0.1%
134		1	0.1%
1342		1	0.1%
135		1	0.1%
136		1	0.1%
137		1	0.1%
1370		1	0.1%
138		2	0.1%
14		18	1.0%
141		2	0.1%
1411		1	0.1%
1415		2	0.1%
1417		1	0.1%
142		1	0.1%
1422		2	0.1%
144		3	0.2%
1444		1	0.1%
1456		1	0.1%
1459		1	0.1%
148		1	0.1%
1480		1	0.1%
15		8	0.5%
150		2	0.1%
152		2	0.1%
1538		1	0.1%
1539		2	0.1%
1540		1	0.1%
1547		1	0.1%
1553		1	0.1%
1554		1	0.1%
156		2	0.1%
1560		1	0.1%
1562		1	0.1%
1597		1	0.1%

File : CSEC4H_1

s4hq84: 84. Register

Value	Label	Cases	Percentage
16		11	0.6%
160		3	0.2%
1602		1	0.1%
1605		1	0.1%
1618		1	0.1%
1625		1	0.1%
163		2	0.1%
1633		1	0.1%
1660		1	0.1%
1671		1	0.1%
1678		1	0.1%
1679		1	0.1%
1692		1	0.1%
17		9	0.5%
1702		1	0.1%
171		1	0.1%
1738		1	0.1%
174		1	0.1%
1760		2	0.1%
1765		1	0.1%
179		3	0.2%
18		10	0.6%
180		1	0.1%
1800		1	0.1%
181		1	0.1%
1828		1	0.1%
183		1	0.1%
1875		1	0.1%
188		1	0.1%
189		1	0.1%
19		14	0.8%
194		3	0.2%
1965		1	0.1%
1970		1	0.1%
1978		1	0.1%
199		3	0.2%
1999		1	0.1%
2		8	0.5%
20		14	0.8%
2000		1	0.1%
202		4	0.2%
2027		1	0.1%
2044		1	0.1%

File : CSEC4H_1

s4hq84: 84. Register

Value	Label	Cases	Percentage
206		1	0.1%
2066		1	0.1%
207		1	0.1%
21		15	0.9%
210		1	0.1%
211		1	0.1%
2120		1	0.1%
2140		1	0.1%
215		1	0.1%
216		1	0.1%
218		1	0.1%
2188		1	0.1%
22		10	0.6%
2237		1	0.1%
225		1	0.1%
227		1	0.1%
228		2	0.1%
2281		1	0.1%
23		12	0.7%
231		1	0.1%
2313		1	0.1%
233		1	0.1%
236		3	0.2%
2394		1	0.1%
24		8	0.5%
240		1	0.1%
2444		1	0.1%
2455		1	0.1%
247		2	0.1%
2471		1	0.1%
25		13	0.7%
250		1	0.1%
251		1	0.1%
256		1	0.1%
257		1	0.1%
259		1	0.1%
26		9	0.5%
260		1	0.1%
2619		1	0.1%
262		1	0.1%
264		1	0.1%
27		11	0.6%
272		1	0.1%

File : CSEC4H_1

s4hq84: 84. Register

Value	Label	Cases	Percentage
273		1	0.1%
278		1	0.1%
279		1	0.1%
28		11	0.6%
282		1	0.1%
284		1	0.1%
288		1	0.1%
29		12	0.7%
291		1	0.1%
293		1	0.1%
295		1	0.1%
3		11	0.6%
30		9	0.5%
301		1	0.1%
302		1	0.1%
31		5	0.3%
310		1	0.1%
312		1	0.1%
313		1	0.1%
315		1	0.1%
3167		1	0.1%
318		1	0.1%
3193		1	0.1%
32		11	0.6%
321		1	0.1%
3230		1	0.1%
3234		1	0.1%
324		1	0.1%
329		1	0.1%
3299		1	0.1%
33		7	0.4%
331		1	0.1%
339		2	0.1%
34		7	0.4%
340		1	0.1%
347		1	0.1%
35		6	0.3%
352		1	0.1%
353		1	0.1%
356		1	0.1%
357		1	0.1%
359		1	0.1%
36		9	0.5%

File : CSEC4H_1

s4hq84: 84. Register

Value	Label	Cases	Percentage
3615		1	0.1%
363		1	0.1%
364		1	0.1%
366		1	0.1%
367		1	0.1%
37		8	0.5%
372		1	0.1%
379		3	0.2%
38		9	0.5%
380		1	0.1%
381		1	0.1%
383		1	0.1%
389		1	0.1%
39		9	0.5%
394		2	0.1%
4		9	0.5%
40		15	0.9%
400		4	0.2%
401		1	0.1%
402		1	0.1%
403		1	0.1%
404		1	0.1%
406		2	0.1%
408		1	0.1%
41		7	0.4%
412		1	0.1%
413		2	0.1%
414		1	0.1%
415		1	0.1%
42		9	0.5%
422		1	0.1%
426		3	0.2%
429		1	0.1%
43		6	0.3%
430		1	0.1%
433		1	0.1%
438		1	0.1%
44		6	0.3%
445		2	0.1%
447		1	0.1%
45		5	0.3%
452		1	0.1%
454		1	0.1%

File : CSEC4H_1

s4hq84: 84. Register

Value	Label	Cases	Percentage
457		2	0.1%
458		2	0.1%
46		1	0.1%
460		1	0.1%
461		1	0.1%
462		1	0.1%
466		1	0.1%
467		1	0.1%
47		8	0.5%
471		2	0.1%
477		1	0.1%
478		1	0.1%
48		5	0.3%
482		2	0.1%
483		1	0.1%
486		2	0.1%
49		5	0.3%
492		1	0.1%
494		2	0.1%
495		1	0.1%
496		1	0.1%
497		1	0.1%
5		11	0.6%
50		7	0.4%
501		1	0.1%
503		2	0.1%
504		2	0.1%
505		1	0.1%
507		2	0.1%
508		2	0.1%
51		8	0.5%
510		2	0.1%
512		1	0.1%
514		1	0.1%
516		2	0.1%
519		2	0.1%
52		5	0.3%
525		1	0.1%
53		10	0.6%
532		1	0.1%
537		1	0.1%
54		7	0.4%
540		1	0.1%

File : CSEC4H_1

s4hq84: 84. Register

Value	Label	Cases	Percentage
542		1	0.1%
543		1	0.1%
545		1	0.1%
546		3	0.2%
547		1	0.1%
55		6	0.3%
550		1	0.1%
551		1	0.1%
553		2	0.1%
555		1	0.1%
56		6	0.3%
563		3	0.2%
564		2	0.1%
565		1	0.1%
569		1	0.1%
57		4	0.2%
571		1	0.1%
575		1	0.1%
576		1	0.1%
577		2	0.1%
58		7	0.4%
582		1	0.1%
587		1	0.1%
588		2	0.1%
59		2	0.1%
592		1	0.1%
595		1	0.1%
6		8	0.5%
60		7	0.4%
600		1	0.1%
602		2	0.1%
603		1	0.1%
606		1	0.1%
61		4	0.2%
612		1	0.1%
613		2	0.1%
615		1	0.1%
618		2	0.1%
62		13	0.7%
623		1	0.1%
627		1	0.1%
63		7	0.4%
630		1	0.1%

File : CSEC4H_1

s4hq84: 84. Register

Value	Label	Cases	Percentage
635		2	0.1%
64		6	0.3%
640		1	0.1%
642		1	0.1%
643		1	0.1%
646		2	0.1%
65		5	0.3%
654		1	0.1%
656		1	0.1%
657		1	0.1%
659		2	0.1%
66		4	0.2%
664		1	0.1%
666		1	0.1%
668		1	0.1%
669		1	0.1%
67		8	0.5%
68		1	0.1%
680		2	0.1%
681		1	0.1%
682		1	0.1%
686		5	0.3%
687		1	0.1%
69		9	0.5%
690		1	0.1%
7		8	0.5%
70		4	0.2%
701		1	0.1%
702		1	0.1%
705		2	0.1%
71		4	0.2%
716		1	0.1%
718		1	0.1%
72		4	0.2%
720		1	0.1%
721		1	0.1%
727		1	0.1%
73		1	0.1%
730		2	0.1%
732		2	0.1%
735		1	0.1%
736		1	0.1%
738		1	0.1%

File : CSEC4H_1

s4hq84: 84. Register

Value	Label	Cases	Percentage
739		1	0.1%
74		3	0.2%
740		1	0.1%
745		1	0.1%
748		1	0.1%
755		1	0.1%
757		2	0.1%
76		2	0.1%
760		1	0.1%
766		1	0.1%
767		2	0.1%
769		1	0.1%
77		3	0.2%
774		1	0.1%
778		1	0.1%
78		3	0.2%
780		1	0.1%
781		2	0.1%
782		1	0.1%
784		1	0.1%
79		3	0.2%
790		1	0.1%
791		1	0.1%
796		2	0.1%
8		8	0.5%
80		2	0.1%
804		1	0.1%
805		1	0.1%
809		1	0.1%
81		2	0.1%
811		1	0.1%
812		1	0.1%
813		1	0.1%
815		2	0.1%
818		1	0.1%
82		5	0.3%
820		1	0.1%
821		1	0.1%
822		1	0.1%
826		1	0.1%
83		2	0.1%
835		1	0.1%
84		4	0.2%

File : CSEC4H_1

s4hq84: 84. Register

Value	Label	Cases	Percentage
842		2	0.1%
843		1	0.1%
85		1	0.1%
850		1	0.1%
851		2	0.1%
858		1	0.1%
86		7	0.4%
861		3	0.2%
864		1	0.1%
87		3	0.2%
873		1	0.1%
874		1	0.1%
88		2	0.1%
881		1	0.1%
885		1	0.1%
9		7	0.4%
905		1	0.1%
91		3	0.2%
913		3	0.2%
92		3	0.2%
926		1	0.1%
93		1	0.1%
937		1	0.1%
94		2	0.1%
942		1	0.1%
946		1	0.1%
95		1	0.1%
952		1	0.1%
96		1	0.1%
962		2	0.1%
963		1	0.1%
968		1	0.1%
97		3	0.2%
98		2	0.1%
996		1	0.1%
997		1	0.1%
how		1	0.1%

Warning: these figures indicate the number of cases found in the data file. They cannot be interpreted as summary statistics of the population of interest.

s4hq85: 85. Variance/ mismatch. If the figures in the report, database, or register are

Information	[Type= discrete] [Format=numeric] [Range= 1-2] [Missing=*]		
Statistics [NW/ W]	[Valid=1327 /-] [Invalid=425 /-]		
Value	Label	Cases	Percentage
1	Yes	171	12.9%

File : CSEC4H_1

s4hq85: 85. Variance/ mismatch. If the figures in the report, database, or register are

Value	Label	Cases	Percentage
2	No	1156	<div></div> 87.1%
Sysmiss		425	

Warning: these figures indicate the number of cases found in the data file. They cannot be interpreted as summary statistics of the population of interest.

s4hq86: 86. Comments

Information	[Type= discrete] [Format=character] [Missing=*]
Statistics [NW/ W]	[Valid=1752 /-] [Invalid=0 /-]

Value	Label	Cases	Percentage
##N/A##		554	<div></div> 31.6%
0		2	0.1%
1 DELIVERY NOT RECORDED IN THE REGISTER		1	0.1%
Both the HIMS and the registers missing		1	0.1%
DELIVERIES ARE NOT CONDUCTED IN THIS COMMUNITY.		1	0.1%
DELIVERIES ARE NOT CONDUCTED IN THIS HEALTH CENTRE.		1	0.1%
DOUBLE COUNTING		1	0.1%
DURING THIS MONTH THE FACILITY HAD NO DELIVERIES		1	0.1%
Delay of tally sheets by vaccinaters		1	0.1%
FACILITY DOES NOT DO DELIVERIES		1	0.1%
GOOD		34	<div></div> 1.9%
GOOD RECORDS		2	0.1%
Good		25	<div></div> 1.4%
HIMS and the registers missing		1	0.1%
HIMS missing		1	0.1%
HMIS and register missing		3	0.2%
HMIS and registers missing		1	0.1%

File : CSEC4H_1

s4hq86: 86. Comments

Value	Label	Cases	Percentage
HMIS missing		1	0.1%
HMIS register missing		1	0.1%
MALARIA WAS HIGH		1	0.1%
MATCHING		40	2.3%
MISSING RECORDS		3	0.2%
Matching		47	2.7%
Miss tallying		1	0.1%
Missing tally sheets		1	0.1%
Missing OPD REGISTER		2	0.1%
Missing records		13	0.7%
Missing register		4	0.2%
Missing tally sheets		7	0.4%
Missing tally sheets during report making		3	0.2%
Missing tally sheets during report making.		1	0.1%
Missing tally sheets		4	0.2%
NO		1	0.1%
NO DELIVERIES		9	0.5%
NO DELIVERIES CARRIED OUT BY THE FACILITY		3	0.2%
NO DELIVERIES IN THIS HEALTH CENTRE II		1	0.1%
NO MATERNITY SERVICES AT THE MOMENT		1	0.1%
NO MISMATCH		328	18.7%
NO RECORDS FOUND.		1	0.1%
NO VARIATION		14	0.8%
NOBE		1	0.1%
NONE		198	11.3%

File : CSEC4H_1

s4hq86: 86. Comments

Value	Label	Cases	Percentage
No deliveries in this unit		1	0.1%
No deliveries in this month		2	0.1%
No deliveries in this unit		1	0.1%
No mismatch		129	7.4%
None		2	0.1%
OK		1	0.1%
OPD TOO LOW DUE TO LOW MALARIA CASES IN THE AREA		1	0.1%
POOR NUMBERING		1	0.1%
Page removed from HMIS 105 form		1	0.1%
Pages of deliveries and immunization were plucked off in the HIMS		1	0.1%
Part of the register torn		1	0.1%
Poor serialization		1	0.1%
Poor tally		1	0.1%
Poor tallying		1	0.1%
RECORDS MISSING IN THE HEALTH FACILITY.		1	0.1%
Register for children were missing OPD		1	0.1%
Registers for under 5 missing		1	0.1%
Registers missing		2	0.1%
SKIP DURING TYPING.		1	0.1%
SKIPPING ERROR DURING TYPING		1	0.1%
Some OPD Patients seen in maternity and not reflected in OPD registers		1	0.1%

File : CSEC4H_1

s4hq86: 86. Comments

Value	Label	Cases	Percentage
Some of the tally sheets were missing		1	0.1%
Some registers missing		3	0.2%
TALLYING		2	0.1%
THE DOESN'T DO DELIVERIES		1	0.1%
THE FACILITY DIDN'T DO IMMUNIZATION BECAUSE THERE WAS ONLY ONE STAFF		2	0.1%
THE FACILITY DOESN'T OFFER DELIVERIES		5	0.3%
THE FIGURES WERE MISS REPORTED		1	0.1%
THE INFORMATION WAS NOT RECORDED		1	0.1%
THERE ARE NO DELIVERIES IN THIS HEALTH CENTRE II		1	0.1%
THERE IS A MISMATCH		3	0.2%
THERE WAS MISMATCH DURING TALLYING		2	0.1%
THERE WERE NO DELIVERIES IN THIS HEALTH CENTRE II IN JUNE		1	0.1%
THERE WERE NO VACCINES AT THE FACILITY		1	0.1%
THEY DON'T DO DELIVERIES IN THIS HEALTH CENTRE		2	0.1%

File : CSEC4H_1

s4hq86: 86. Comments

Value	Label	Cases	Percentage
THEY HADN'T YET STARTED DELIVERIES		2	0.1%
THIS UNIT HAS NO DELIVERIES		1	0.1%
Tally Sheets missing		2	0.1%
Tally Sheets of static missing		1	0.1%
Tallying		2	0.1%
Tallying sheets for out reach missing		1	0.1%
The facility doesn't do deliveries		2	0.1%
They don't do deliveries		2	0.1%
They had included admissions not deliveries during report making		1	0.1%
WRONG		1	0.1%
WRONG NUMBERING		6	0.3%
WRONG TALLYING		2	0.1%
WRONG NUMBERING		2	0.1%
WRONG RECORDING BY THE RECORDS OFFICER		1	0.1%
WRONG RECORDING BY THE RECORDS OFFICER.		2	0.1%
WRONG REPORTING/ TALLYING, THE RESULTS IN THE REGISTER ARE ACCURATE.		2	0.1%
Wrong numbering		4	0.2%
Wrong numbering in register		1	0.1%

File : CSEC4H_1

s4hq86: 86. Comments

Value	Label	Cases	Percentage
Wrong recording in the register		1	0.1%
Wrong tallying		2	0.1%
Wrong numbering		2	0.1%
good		6	0.3%
matching		70	4.0%
missing tally sheets		6	0.3%
missing tally sheets when report is being made		1	0.1%
no deliveries in this unit		2	0.1%
no variation		6	0.3%
none		73	4.2%
poor tallying		23	1.3%
registers missing		3	0.2%
some people are seen in maternity and not reflected in OPD registers		1	0.1%
some registers missing		2	0.1%
wrong numbering		15	0.9%
wrong numbering but the gap is not so big since they attend to many patients		1	0.1%
wrong numbering but the gap is very small		1	0.1%
wrong recording		1	0.1%
wrong recordings		1	0.1%
wrong reporting		1	0.1%
wrong tallying		4	0.2%

Warning: these figures indicate the number of cases found in the data file. They cannot be interpreted as summary statistics of the population of interest.

s4hq83v2: 83. Database /facility report

Information	[Type= discrete] [Format=character] [Missing=*]		
Statistics [NW/ W]	[Valid=1692 /-] [Invalid=0 /-]		
Value	Label	Cases	Percentage
##N/A##		541	32.0%
0		100	5.9%

File : CSEC4H_1

s4hq83v2: 83. Database /facility report

Value	Label	Cases	Percentage
01		2	0.1%
03		2	0.1%
05		1	0.1%
08		1	0.1%
09		2	0.1%
1		6	0.4%
10		4	0.2%
100		1	0.1%
1001		1	0.1%
1003		1	0.1%
1008		1	0.1%
1009		1	0.1%
101		1	0.1%
1018		1	0.1%
102		3	0.2%
1032		1	0.1%
104		1	0.1%
1049		1	0.1%
105		1	0.1%
106		1	0.1%
1061		1	0.1%
1062		1	0.1%
1068		1	0.1%
1069		1	0.1%
107		4	0.2%
1079		2	0.1%
1080		1	0.1%
1085		1	0.1%
1089		1	0.1%
109		1	0.1%
11		14	0.8%
1105		1	0.1%
1106		1	0.1%
1109		2	0.1%
1110		2	0.1%
1120		1	0.1%
1126		1	0.1%
1129		1	0.1%
113		1	0.1%
1135		1	0.1%
114		1	0.1%
1145		1	0.1%
115		3	0.2%

File : CSEC4H_1

s4hq83v2: 83. Database /facility report

Value	Label	Cases	Percentage
1152		1	0.1%
1158		1	0.1%
1166		1	0.1%
118		2	0.1%
1197		1	0.1%
12		9	0.5%
120		1	0.1%
1201		1	0.1%
1235		1	0.1%
1245		1	0.1%
125		1	0.1%
1258		1	0.1%
126		2	0.1%
127		1	0.1%
128		1	0.1%
1284		1	0.1%
1286		1	0.1%
129		2	0.1%
13		10	0.6%
130		1	0.1%
1303		1	0.1%
131		1	0.1%
1317		1	0.1%
1323		1	0.1%
133		1	0.1%
1341		1	0.1%
1347		1	0.1%
136		1	0.1%
1364		1	0.1%
137		1	0.1%
1371		1	0.1%
139		1	0.1%
14		12	0.7%
140		2	0.1%
1424		1	0.1%
1435		1	0.1%
146		1	0.1%
147		1	0.1%
1471		1	0.1%
1484		1	0.1%
1492		2	0.1%
1496		1	0.1%
15		4	0.2%

File : CSEC4H_1

s4hq83v2: 83. Database /facility report

Value	Label	Cases	Percentage
1511		2	0.1%
1521		1	0.1%
153		1	0.1%
154		2	0.1%
1543		1	0.1%
1554		1	0.1%
1555		1	0.1%
1560		1	0.1%
1562		1	0.1%
1568		1	0.1%
1571		1	0.1%
16		7	0.4%
1605		2	0.1%
1622		1	0.1%
166		1	0.1%
167		1	0.1%
169		1	0.1%
17		9	0.5%
170		1	0.1%
175		1	0.1%
179		2	0.1%
18		6	0.4%
180		1	0.1%
1801		1	0.1%
1809		1	0.1%
1839		1	0.1%
186		1	0.1%
187		1	0.1%
189		1	0.1%
1895		1	0.1%
19		13	0.8%
190		1	0.1%
1916		2	0.1%
197		2	0.1%
2		4	0.2%
20		4	0.2%
201		1	0.1%
2032		1	0.1%
2074		1	0.1%
21		8	0.5%
210		1	0.1%
212		1	0.1%
2135		1	0.1%

File : CSEC4H_1

s4hq83v2: 83. Database /facility report

Value	Label	Cases	Percentage
22		10	0.6%
221		1	0.1%
225		1	0.1%
229		1	0.1%
23		10	0.6%
230		2	0.1%
2304		1	0.1%
232		2	0.1%
234		1	0.1%
235		1	0.1%
2372		1	0.1%
24		14	0.8%
244		2	0.1%
245		2	0.1%
247		2	0.1%
248		1	0.1%
249		1	0.1%
25		8	0.5%
252		1	0.1%
254		1	0.1%
255		1	0.1%
256		2	0.1%
257		1	0.1%
26		12	0.7%
260		1	0.1%
261		2	0.1%
2610		1	0.1%
2618		1	0.1%
264		1	0.1%
265		1	0.1%
2687		1	0.1%
27		9	0.5%
2708		1	0.1%
271		1	0.1%
272		1	0.1%
273		1	0.1%
275		1	0.1%
276		1	0.1%
278		2	0.1%
28		6	0.4%
282		1	0.1%
284		2	0.1%
285		1	0.1%

File : CSEC4H_1

s4hq83v2: 83. Database /facility report

Value	Label	Cases	Percentage
286		2	0.1%
29		11	0.7%
290		1	0.1%
2945		1	0.1%
3		7	0.4%
30		7	0.4%
300		1	0.1%
302		2	0.1%
305		1	0.1%
31		9	0.5%
315		1	0.1%
316		1	0.1%
319		1	0.1%
32		9	0.5%
324		1	0.1%
325		1	0.1%
326		2	0.1%
33		7	0.4%
330		1	0.1%
332		1	0.1%
336		1	0.1%
338		1	0.1%
3382		1	0.1%
339		1	0.1%
34		6	0.4%
342		1	0.1%
348		2	0.1%
35		9	0.5%
350		3	0.2%
36		9	0.5%
361		1	0.1%
363		1	0.1%
364		1	0.1%
367		1	0.1%
369		1	0.1%
37		6	0.4%
371		1	0.1%
379		1	0.1%
38		5	0.3%
381		1	0.1%
383		1	0.1%
385		1	0.1%
386		1	0.1%

File : CSEC4H_1

s4hq83v2: 83. Database /facility report

Value	Label	Cases	Percentage
387		1	0.1%
39		8	0.5%
391		1	0.1%
393		1	0.1%
3931		1	0.1%
4		10	0.6%
40		6	0.4%
407		1	0.1%
409		1	0.1%
41		9	0.5%
413		1	0.1%
416		1	0.1%
42		7	0.4%
422		2	0.1%
424		1	0.1%
425		1	0.1%
427		1	0.1%
428		1	0.1%
43		6	0.4%
431		2	0.1%
434		1	0.1%
435		1	0.1%
438		2	0.1%
439		1	0.1%
44		6	0.4%
440		1	0.1%
441		1	0.1%
45		2	0.1%
455		1	0.1%
46		7	0.4%
463		1	0.1%
465		1	0.1%
468		1	0.1%
47		3	0.2%
477		1	0.1%
48		5	0.3%
480		1	0.1%
49		7	0.4%
497		1	0.1%
5		7	0.4%
50		5	0.3%
500		1	0.1%
503		1	0.1%

File : CSEC4H_1

s4hq83v2: 83. Database /facility report

Value	Label	Cases	Percentage
506		1	0.1%
507		1	0.1%
51		3	0.2%
511		2	0.1%
519		2	0.1%
52		5	0.3%
520		2	0.1%
521		5	0.3%
524		1	0.1%
528		1	0.1%
529		1	0.1%
53		3	0.2%
531		1	0.1%
536		1	0.1%
539		1	0.1%
54		3	0.2%
543		2	0.1%
545		1	0.1%
547		2	0.1%
55		14	0.8%
557		2	0.1%
561		1	0.1%
562		1	0.1%
563		1	0.1%
57		2	0.1%
573		2	0.1%
58		6	0.4%
584		2	0.1%
587		1	0.1%
588		1	0.1%
59		7	0.4%
597		1	0.1%
6		14	0.8%
602		3	0.2%
605		1	0.1%
606		2	0.1%
607		4	0.2%
61		6	0.4%
610		1	0.1%
616		1	0.1%
618		2	0.1%
62		2	0.1%
621		2	0.1%

File : CSEC4H_1

s4hq83v2: 83. Database /facility report

Value	Label	Cases	Percentage
622		1	0.1%
628		2	0.1%
629		1	0.1%
63		3	0.2%
630		1	0.1%
632		2	0.1%
638		1	0.1%
64		7	0.4%
641		1	0.1%
642		2	0.1%
65		3	0.2%
653		1	0.1%
655		2	0.1%
656		1	0.1%
66		4	0.2%
661		1	0.1%
662		1	0.1%
67		3	0.2%
671		1	0.1%
673		1	0.1%
674		1	0.1%
677		1	0.1%
68		2	0.1%
681		2	0.1%
684		1	0.1%
69		5	0.3%
691		1	0.1%
693		1	0.1%
698		1	0.1%
699		2	0.1%
7		8	0.5%
70		4	0.2%
701		1	0.1%
706		2	0.1%
709		1	0.1%
71		6	0.4%
710		1	0.1%
711		2	0.1%
717		2	0.1%
718		1	0.1%
719		2	0.1%
72		6	0.4%
722		1	0.1%

File : CSEC4H_1

s4hq83v2: 83. Database /facility report

Value	Label	Cases	Percentage
7230		1	0.1%
726		1	0.1%
729		1	0.1%
73		8	0.5%
730		1	0.1%
731		1	0.1%
734		1	0.1%
736		1	0.1%
737		1	0.1%
738		1	0.1%
74		2	0.1%
740		1	0.1%
741		1	0.1%
747		2	0.1%
748		1	0.1%
75		1	0.1%
756		1	0.1%
768		1	0.1%
77		4	0.2%
770		1	0.1%
775		2	0.1%
777		1	0.1%
78		3	0.2%
785		1	0.1%
789		1	0.1%
79		3	0.2%
790		1	0.1%
793		1	0.1%
795		1	0.1%
8		10	0.6%
80		2	0.1%
802		1	0.1%
804		1	0.1%
805		2	0.1%
808		1	0.1%
809		1	0.1%
81		7	0.4%
810		1	0.1%
811		1	0.1%
812		1	0.1%
817		1	0.1%
82		4	0.2%
822		1	0.1%

File : CSEC4H_1

s4hq83v2: 83. Database /facility report

Value	Label	Cases	Percentage
83		2	0.1%
84		1	0.1%
842		2	0.1%
85		1	0.1%
854		3	0.2%
855		1	0.1%
858		1	0.1%
86		5	0.3%
867		1	0.1%
868		1	0.1%
869		1	0.1%
87		2	0.1%
870		1	0.1%
871		1	0.1%
878		1	0.1%
881		1	0.1%
882		1	0.1%
886		1	0.1%
887		1	0.1%
889		1	0.1%
89		4	0.2%
894		1	0.1%
896		2	0.1%
897		1	0.1%
9		15	0.9%
90		2	0.1%
91		1	0.1%
916		1	0.1%
92		3	0.2%
920		1	0.1%
94		1	0.1%
946		1	0.1%
95		1	0.1%
957		1	0.1%
958		1	0.1%
96		4	0.2%
97		3	0.2%
971		2	0.1%
974		1	0.1%
98		3	0.2%
989		1	0.1%
99		2	0.1%
998		1	0.1%

File : CSEC4H_1






































s4hq83v2: 83. Database /facility report

Value	Label	Cases	Percentage
—		73	 4.3%

Warning: these figures indicate the number of cases found in the data file. They cannot be interpreted as summary statistics of the population of interest.

s4hq84v2: 84. Register

Information	[Type= discrete] [Format=character] [Missing=*]
Statistics [NW/ W]	[Valid=1692 /-] [Invalid=0 /-]

Value	Label	Cases	Percentage
##N/A##		430	 25.4%
0		131	 7.7%
01		2	 0.1%
03		2	 0.1%
05		1	 0.1%
08		1	 0.1%
09		2	 0.1%
1		11	 0.7%
10		6	 0.4%
100		2	 0.1%
1003		1	 0.1%
1008		2	 0.1%
1012		1	 0.1%
102		4	 0.2%
1032		1	 0.1%
1039		1	 0.1%
1047		1	 0.1%
1049		1	 0.1%
105		1	 0.1%
106		1	 0.1%
1061		1	 0.1%
1062		1	 0.1%
1068		1	 0.1%
1069		1	 0.1%
107		4	 0.2%
1071		1	 0.1%
1079		2	 0.1%
1080		1	 0.1%
1085		1	 0.1%
109		1	 0.1%
11		14	 0.8%
1106		1	 0.1%
1108		1	 0.1%
1109		2	 0.1%
1110		1	 0.1%
1119		1	 0.1%
1120		1	 0.1%

File : CSEC4H_1

s4hq84v2: 84. Register

Value	Label	Cases	Percentage
1126		1	0.1%
113		1	0.1%
114		1	0.1%
1145		1	0.1%
115		3	0.2%
1160		1	0.1%
1165		1	0.1%
1166		1	0.1%
117		1	0.1%
118		2	0.1%
1197		1	0.1%
12		12	0.7%
120		1	0.1%
1201		1	0.1%
1241		1	0.1%
1245		1	0.1%
1258		1	0.1%
126		2	0.1%
127		2	0.1%
128		1	0.1%
1283		1	0.1%
1286		1	0.1%
1287		1	0.1%
1289		1	0.1%
129		2	0.1%
13		15	0.9%
130		2	0.1%
1303		1	0.1%
131		1	0.1%
1316		1	0.1%
1317		1	0.1%
1323		1	0.1%
133		1	0.1%
134		1	0.1%
1341		1	0.1%
1347		1	0.1%
136		1	0.1%
137		1	0.1%
139		1	0.1%
14		10	0.6%
140		1	0.1%
141		1	0.1%
1424		1	0.1%

File : CSEC4H_1

s4hq84v2: 84. Register

Value	Label	Cases	Percentage
1435		1	0.1%
1457		1	0.1%
146		1	0.1%
147		1	0.1%
1478		1	0.1%
148		3	0.2%
1484		1	0.1%
1492		2	0.1%
1496		1	0.1%
15		5	0.3%
1511		2	0.1%
1521		1	0.1%
153		2	0.1%
154		6	0.4%
1543		1	0.1%
1554		1	0.1%
1555		1	0.1%
1560		1	0.1%
1562		1	0.1%
1570		1	0.1%
16		8	0.5%
162		1	0.1%
1633		1	0.1%
166		4	0.2%
1663		2	0.1%
167		1	0.1%
1685		1	0.1%
1686		1	0.1%
17		8	0.5%
170		1	0.1%
1734		1	0.1%
174		1	0.1%
1740		1	0.1%
175		1	0.1%
177		1	0.1%
179		1	0.1%
18		8	0.5%
180		1	0.1%
1801		1	0.1%
1809		1	0.1%
186		1	0.1%
187		2	0.1%
1889		1	0.1%

File : CSEC4H_1

s4hq84v2: 84. Register

Value	Label	Cases	Percentage
189		2	0.1%
19		14	0.8%
190		1	0.1%
197		2	0.1%
1994		1	0.1%
2		5	0.3%
20		6	0.4%
201		1	0.1%
2030		1	0.1%
2038		2	0.1%
2074		1	0.1%
21		9	0.5%
210		1	0.1%
212		1	0.1%
2135		1	0.1%
22		13	0.8%
221		4	0.2%
225		1	0.1%
229		1	0.1%
23		11	0.7%
230		2	0.1%
2304		1	0.1%
232		1	0.1%
233		1	0.1%
234		1	0.1%
2379		1	0.1%
239		1	0.1%
24		9	0.5%
2439		1	0.1%
244		2	0.1%
245		2	0.1%
247		2	0.1%
248		1	0.1%
249		1	0.1%
25		10	0.6%
252		1	0.1%
254		1	0.1%
255		1	0.1%
256		2	0.1%
257		1	0.1%
26		13	0.8%
260		1	0.1%
261		2	0.1%

File : CSEC4H_1

s4hq84v2: 84. Register

Value	Label	Cases	Percentage
2610		1	0.1%
2618		1	0.1%
264		1	0.1%
268		1	0.1%
2687		1	0.1%
27		9	0.5%
2708		1	0.1%
271		1	0.1%
272		1	0.1%
273		3	0.2%
276		1	0.1%
278		2	0.1%
279		1	0.1%
28		7	0.4%
2815		1	0.1%
282		1	0.1%
284		2	0.1%
285		1	0.1%
286		1	0.1%
287		1	0.1%
29		10	0.6%
290		1	0.1%
291		1	0.1%
2945		1	0.1%
3		11	0.7%
30		11	0.7%
300		1	0.1%
302		2	0.1%
3049		3	0.2%
305		1	0.1%
307		1	0.1%
31		8	0.5%
312		1	0.1%
315		1	0.1%
316		1	0.1%
318		1	0.1%
319		1	0.1%
32		11	0.7%
322		1	0.1%
324		1	0.1%
325		1	0.1%
326		2	0.1%
327		1	0.1%

File : CSEC4H_1

s4hq84v2: 84. Register

Value	Label	Cases	Percentage
33		4	0.2%
330		1	0.1%
336		1	0.1%
338		1	0.1%
3382		1	0.1%
34		9	0.5%
342		1	0.1%
348		1	0.1%
349		1	0.1%
35		10	0.6%
350		3	0.2%
351		1	0.1%
357		1	0.1%
36		11	0.7%
361		1	0.1%
363		1	0.1%
364		1	0.1%
367		1	0.1%
369		1	0.1%
37		7	0.4%
371		2	0.1%
376		1	0.1%
379		1	0.1%
38		7	0.4%
381		2	0.1%
383		1	0.1%
385		1	0.1%
386		1	0.1%
387		1	0.1%
39		10	0.6%
391		1	0.1%
393		1	0.1%
3931		1	0.1%
396		1	0.1%
4		15	0.9%
40		6	0.4%
407		2	0.1%
41		7	0.4%
410		2	0.1%
413		1	0.1%
416		1	0.1%
42		7	0.4%
42.		1	0.1%

File : CSEC4H_1

s4hq84v2: 84. Register

Value	Label	Cases	Percentage
421		1	0.1%
422		3	0.2%
424		1	0.1%
425		1	0.1%
427		1	0.1%
428		1	0.1%
43		8	0.5%
431		2	0.1%
433		1	0.1%
434		1	0.1%
435		2	0.1%
438		2	0.1%
439		1	0.1%
44		5	0.3%
440		2	0.1%
45		3	0.2%
451		1	0.1%
455		1	0.1%
46		11	0.7%
463		1	0.1%
465		1	0.1%
468		2	0.1%
47		3	0.2%
471		1	0.1%
477		4	0.2%
48		4	0.2%
480		1	0.1%
49		7	0.4%
490		1	0.1%
494		1	0.1%
497		1	0.1%
5		9	0.5%
50		6	0.4%
503		2	0.1%
505		3	0.2%
506		1	0.1%
507		2	0.1%
51		6	0.4%
511		2	0.1%
514		1	0.1%
517		1	0.1%
519		2	0.1%
52		8	0.5%

File : CSEC4H_1

s4hq84v2: 84. Register

Value	Label	Cases	Percentage
520		2	0.1%
521		3	0.2%
524		1	0.1%
528		1	0.1%
529		1	0.1%
53		2	0.1%
531		1	0.1%
535		1	0.1%
536		1	0.1%
539		1	0.1%
54		4	0.2%
543		1	0.1%
545		1	0.1%
547		2	0.1%
548		1	0.1%
55		14	0.8%
557		2	0.1%
56		2	0.1%
561		1	0.1%
562		1	0.1%
563		1	0.1%
57		4	0.2%
573		2	0.1%
577		1	0.1%
58		9	0.5%
580		1	0.1%
584		1	0.1%
587		1	0.1%
588		1	0.1%
59		9	0.5%
592		1	0.1%
596		1	0.1%
597		1	0.1%
6		17	1.0%
60		2	0.1%
602		2	0.1%
605		1	0.1%
606		2	0.1%
607		4	0.2%
61		5	0.3%
610		1	0.1%
614		1	0.1%
616		1	0.1%

File : CSEC4H_1

s4hq84v2: 84. Register

Value	Label	Cases	Percentage
618		2	0.1%
62		2	0.1%
621		2	0.1%
622		1	0.1%
628		2	0.1%
63		3	0.2%
630		1	0.1%
632		1	0.1%
638		2	0.1%
64		7	0.4%
641		2	0.1%
642		2	0.1%
643		1	0.1%
649		1	0.1%
65		1	0.1%
653		1	0.1%
656		1	0.1%
66		2	0.1%
662		1	0.1%
663		1	0.1%
67		2	0.1%
670		1	0.1%
671		2	0.1%
672		1	0.1%
674		2	0.1%
677		1	0.1%
68		3	0.2%
681		2	0.1%
684		1	0.1%
687		1	0.1%
69		5	0.3%
691		1	0.1%
693		1	0.1%
698		1	0.1%
699		1	0.1%
7		8	0.5%
70		5	0.3%
701		1	0.1%
702		1	0.1%
706		2	0.1%
709		1	0.1%
71		8	0.5%
710		1	0.1%

File : CSEC4H_1

s4hq84v2: 84. Register

Value	Label	Cases	Percentage
711		1	0.1%
715		1	0.1%
717		1	0.1%
718		1	0.1%
719		2	0.1%
72		6	0.4%
722		1	0.1%
7230		1	0.1%
726		2	0.1%
729		1	0.1%
73		8	0.5%
730		1	0.1%
731		1	0.1%
734		1	0.1%
736		1	0.1%
737		1	0.1%
738		1	0.1%
74		3	0.2%
740		1	0.1%
741		1	0.1%
744		1	0.1%
747		1	0.1%
748		1	0.1%
75		1	0.1%
751		1	0.1%
756		1	0.1%
763		1	0.1%
768		1	0.1%
77		5	0.3%
770		1	0.1%
775		2	0.1%
777		1	0.1%
78		4	0.2%
785		1	0.1%
788		1	0.1%
789		1	0.1%
79		4	0.2%
790		2	0.1%
794		1	0.1%
795		1	0.1%
8		10	0.6%
80		2	0.1%
802		1	0.1%

File : CSEC4H_1

s4hq84v2: 84. Register

Value	Label	Cases	Percentage
805		3	0.2%
809		1	0.1%
81		6	0.4%
810		2	0.1%
811		1	0.1%
812		1	0.1%
82		4	0.2%
822		1	0.1%
829		1	0.1%
83		3	0.2%
834		1	0.1%
84		1	0.1%
842		2	0.1%
843		1	0.1%
85		4	0.2%
854		2	0.1%
855		1	0.1%
859		1	0.1%
86		5	0.3%
864		1	0.1%
867		1	0.1%
868		1	0.1%
869		1	0.1%
87		2	0.1%
870		2	0.1%
871		1	0.1%
878		1	0.1%
882		1	0.1%
887		1	0.1%
889		1	0.1%
89		3	0.2%
894		1	0.1%
896		3	0.2%
897		1	0.1%
9		16	0.9%
90		2	0.1%
91		3	0.2%
919		1	0.1%
92		3	0.2%
93		1	0.1%
94		2	0.1%
940		1	0.1%
946		1	0.1%

File : CSEC4H_1

s4hq84v2: 84. Register

Value	Label	Cases	Percentage
957		1	0.1%
958		1	0.1%
96		4	0.2%
969		1	0.1%
97		4	0.2%
971		2	0.1%
976		1	0.1%
98		2	0.1%
989		1	0.1%
99		2	0.1%

Warning: these figures indicate the number of cases found in the data file. They cannot be interpreted as summary statistics of the population of interest.

s4hq85v2: 85. Variance/ mismatch. If the figures in the report, database, or register are

Information	[Type= discrete] [Format=numeric] [Range= 1-2] [Missing=*]		
Statistics [NW/ W]	[Valid=1261 /-] [Invalid=491 /-]		
Value	Label	Cases	Percentage
1	Yes	152	12.1%
2	No	1109	87.9%
Sysmiss		491	

Warning: these figures indicate the number of cases found in the data file. They cannot be interpreted as summary statistics of the population of interest.

s4hq86v2: 86. Comments

Information	[Type= discrete] [Format=character] [Missing=*]		
Statistics [NW/ W]	[Valid=1692 /-]		
Value	Label	Cases	Percentage
##N/A##		543	32.1%
GOOD		16	0.9%
GOOD RECORDS		12	0.7%
GOOD RECORDS		4	0.2%
Good		28	1.7%
Good records		2	0.1%
Good records but although they recorded 41 in the register, I COUNTED PHYSICALLY and it's 38		1	0.1%
MALARIA WAS LOW		3	0.2%
MATCHING		3	0.2%
Matching		108	6.4%
Missing records		6	0.4%

File : CSEC4H_1

s4hq86v2: 86. Comments

Value	Label	Cases	Percentage
Missing records from HMIS 105 AND tally sheets		1	0.1%
Missing records from HMIS 105		1	0.1%
Missing register		1	0.1%
Missing tally sheets		11	0.7%
Missing tally sheets and in HMIS 105 IT WAS RECORDED 0,I THINK THAT MONTH VACCINATION WAS NOT DONE		1	0.1%
Missing tally sheets during report making		1	0.1%
Missing tally sheets		3	0.2%
NO DELIVERIES		14	0.8%
NO DELIVERIES IN THIS HEALTH CENTRE II		2	0.1%
NO DELIVERIES REGISTERED		2	0.1%
NO MISMATCH		344	20.3%
NO MISMATCH IN ALL		1	0.1%
NO RECORDS FOR DPT3 FOR THIS MONTH		1	0.1%
NO VARIATION		6	0.4%
NONE		161	9.5%
NOT MISMATCH		1	0.1%
No deliveries in this facility		1	0.1%
No mismatch		128	7.6%
Outreach register missing		1	0.1%
POOR NUMBERING		1	0.1%

File : CSEC4H_1

s4hq86v2: 86. Comments

Value	Label	Cases	Percentage
POOR TALLYING		3	0.2%
Register for children was missing		1	0.1%
Register missing		1	0.1%
Registers missing		1	0.1%
SOME RECORDS FROM A PRIVATE CLINIC WHICH DOES NOT HAVE A CODE , IS INCLUDED IN THIS FACILITY THAT'S WHY HMIS 105 IS HIGHER THAN THE OPD REGISTERS		1	0.1%
Some registers missing		1	0.1%
THE FACILITY DIDN'T DO IMMUNIZATION BECAUSE THERE WAS ONLY ONE STAFF		2	0.1%
THE FACILITY DOESN'T OFFER DELIVERIES		10	0.6%
THERE ARE NO DELIVERIES IN THIS HEALTH CENTRE II		2	0.1%
THERE WAS MISROUTING		1	0.1%
THERE WAS NO VACCINE		1	0.1%
The register for Outreach missing and there is a problem of poor tallying		1	0.1%
There are no deliveries in this unit		2	0.1%

File : CSEC4H_1

s4hq86v2: 86. Comments

Value	Label	Cases	Percentage
VERY GOOD RECORDS		2	0.1%
WRONG COUNTING FROM THE DELIVERY REGISTERS BY THE RECORDS PEOPLE		1	0.1%
WRONG NUMBERING		5	0.3%
WRONG NUMBERING BUT THE GAP IS NOT BIG SINCE THEY ATTEND TO MANY PATIENTS		1	0.1%
WRONG REPORTING		3	0.2%
matching		36	2.1%
missing tally sheets		1	0.1%
missing register		7	0.4%
missing tally sheets		14	0.8%
missing registers		1	0.1%
n		1	0.1%
no deliveries		1	0.1%
no Dpt3 given		1	0.1%
no deliveries in this unit		1	0.1%
no deliveries in this unit		1	0.1%
no gas to run the refrigerator		1	0.1%
no mismatch		23	1.4%
none		74	4.4%
poor serialization		3	0.2%
poor serialization and poor tallying		1	0.1%
poor tallying		33	2.0%
recording ERROR		1	0.1%
register missing		1	0.1%
registers missing		3	0.2%
some pages missing		1	0.1%

File : CSEC4H_1

s4hq86v2: 86. Comments

Value	Label	Cases	Percentage
some registers missing		2	0.1%
wrong numbering		21	1.2%
wrong recording		3	0.2%
wrong recordings		2	0.1%
wrong tallying		11	0.7%
wrong numbering		1	0.1%

Warning: these figures indicate the number of cases found in the data file. They cannot be interpreted as summary statistics of the population of interest.

File : CSEC4I

Final_EA_code: Enumeration Area Unique identifier

Information [Type= discrete] [Format=character] [Missing=*]

Statistics [NW/ W] [Valid=307 /-] [Invalid=0 /-]

Value	Label	Cases	Percentage
101204020501		1	0.3%
102101040201		1	0.3%
102101080210		1	0.3%
102102020513		1	0.3%
102102050406		1	0.3%
102102060108		1	0.3%
102102080506		1	0.3%
102103010916		1	0.3%
102103041252		1	0.3%
102103050203		1	0.3%
102103050439		1	0.3%
102103060631		1	0.3%
102103080303		1	0.3%
102103120844		1	0.3%
102104010236		1	0.3%
102104020103		1	0.3%
102104020313		1	0.3%
102104081332		1	0.3%
102104163014		1	0.3%
102104190357		1	0.3%
102105010613		1	0.3%
102105030701		1	0.3%
102105040650		1	0.3%
102105100433		1	0.3%
102105130528		1	0.3%
102105150507		1	0.3%
103105050501		1	0.3%
103107020109		1	0.3%
104102040606		1	0.3%
104104030820		1	0.3%
104105040311		1	0.3%
104208040401		1	0.3%
105105020108		1	0.3%
106101010605		1	0.3%
106101090206		1	0.3%
106106060103		1	0.3%
107202060102		1	0.3%
107302030503		1	0.3%
107305070203		1	0.3%
107402030203		1	0.3%
107403060301		1	0.3%

File : CSEC4I

Final_EA_code: Enumeration Area Unique identifier

Value	Label	Cases	Percentage
108106030909		1	0.3%
108301010115		1	0.3%
108301050512		1	0.3%
110203060109		1	0.3%
110204010703		1	0.3%
110206030911		1	0.3%
110207040309		1	0.3%
110305010603		1	0.3%
110306010205		1	0.3%
111102010811		1	0.3%
111202040320		1	0.3%
111202061528		1	0.3%
112102030202		1	0.3%
112104021001		1	0.3%
112204030107		1	0.3%
113105040201		1	0.3%
113105050532		1	0.3%
113111020505		1	0.3%
113113020418		1	0.3%
113113060242		1	0.3%
113301010130		1	0.3%
113301050411		1	0.3%
113406060107		1	0.3%
113604010110		1	0.3%
115103020402		1	0.3%
115104030401		1	0.3%
115202070303		1	0.3%
115206030602		1	0.3%
115303040507		1	0.3%
115303050716		1	0.3%
116102050101		1	0.3%
117106050206		1	0.3%
117201050401		1	0.3%
117202080201		1	0.3%
117301041130		1	0.3%
117301041137		1	0.3%
117302030901		1	0.3%
117302060527		1	0.3%
118101041020		1	0.3%
119104030404		1	0.3%
120106010101		1	0.3%
122102060404		1	0.3%
122105020311		1	0.3%

File : CSEC4I

Final_EA_code: Enumeration Area Unique identifier

Value	Label	Cases	Percentage
122106021812		1	0.3%
123110030105		1	0.3%
124101050211		1	0.3%
124101050312		1	0.3%
124103021620		1	0.3%
124104040103		1	0.3%
124107010620		1	0.3%
124108021108		1	0.3%
125105010702		1	0.3%
201203010310		1	0.3%
201206020507		1	0.3%
201210090210		1	0.3%
202205030602		1	0.3%
203202030310		1	0.3%
203202040303		1	0.3%
203301010111		1	0.3%
204101030213		1	0.3%
204102040514		1	0.3%
204203010514		1	0.3%
204301010302		1	0.3%
204301020206		1	0.3%
204301030308		1	0.3%
204302051318		1	0.3%
205101020309		1	0.3%
205101030109		1	0.3%
205107030213		1	0.3%
207104010604		1	0.3%
208102140202		1	0.3%
208107130101		1	0.3%
208202080102		1	0.3%
209201010506		1	0.3%
210306040101		1	0.3%
210306040102		1	0.3%
211105030205		1	0.3%
211106070404		1	0.3%
211107030208		1	0.3%
212104030611		1	0.3%
212105040709		1	0.3%
212202010105		1	0.3%
212305020404		1	0.3%
214101040303		1	0.3%
214101060404		1	0.3%
214102020611		1	0.3%

File : CSEC4I

Final_EA_code: Enumeration Area Unique identifier

Value	Label	Cases	Percentage
214108010504		1	0.3%
214113010305		1	0.3%
214114030515		1	0.3%
215109020818		1	0.3%
215115020203		1	0.3%
215120020808		1	0.3%
216202030604		1	0.3%
218103021305		1	0.3%
218115040101		1	0.3%
219103120104		1	0.3%
219103170202		1	0.3%
221109020302		1	0.3%
221109050505		1	0.3%
222111021102		1	0.3%
223108100606		1	0.3%
223120020410		1	0.3%
223121010401		1	0.3%
223121030202		1	0.3%
223126011515		1	0.3%
223128010204		1	0.3%
223135040509		1	0.3%
224105051111		1	0.3%
225103041522		1	0.3%
225114032604		1	0.3%
226101010214		1	0.3%
226102050810		1	0.3%
226104040305		1	0.3%
226105051005		1	0.3%
228102030405		1	0.3%
229104021009		1	0.3%
230105010304		1	0.3%
230105040506		1	0.3%
230109050511		1	0.3%
232101040606		1	0.3%
232203040502		1	0.3%
302101021503		1	0.3%
302201050803		1	0.3%
302204050508		1	0.3%
302205050202		1	0.3%
302303070505		1	0.3%
303201020510		1	0.3%
303202060606		1	0.3%
303204050605		1	0.3%

File : CSEC4I

Final_EA_code: Enumeration Area Unique identifier

Value	Label	Cases	Percentage
303402040806		1	0.3%
303404010207		1	0.3%
303404030404		1	0.3%
303405070316		1	0.3%
303405071314		1	0.3%
303503041111		1	0.3%
303504020504		1	0.3%
304102010107		1	0.3%
304204020110		1	0.3%
304301040405		1	0.3%
306201010103		1	0.3%
306203010305		1	0.3%
306204010301		1	0.3%
306204020605		1	0.3%
307108020605		1	0.3%
307108030304		1	0.3%
307108030708		1	0.3%
307108030908		1	0.3%
307202030201		1	0.3%
308102060619		1	0.3%
309103050101		1	0.3%
309104050403		1	0.3%
309204060609		1	0.3%
310102021618		1	0.3%
310202030204		1	0.3%
310306030909		1	0.3%
310306040802		1	0.3%
310306041001		1	0.3%
311102010107		1	0.3%
311103020202		1	0.3%
311105051111		1	0.3%
311202010102		1	0.3%
312105020216		1	0.3%
313102050501		1	0.3%
313104010108		1	0.3%
314101030304		1	0.3%
314103040301		1	0.3%
314105010202		1	0.3%
315105030209		1	0.3%
317101010205		1	0.3%
317103020201		1	0.3%
317107051210		1	0.3%
318102020202		1	0.3%

File : CSEC4I

Final_EA_code: Enumeration Area Unique identifier

Value	Label	Cases	Percentage
318103020406		1	0.3%
318112010303		1	0.3%
318114020701		1	0.3%
318116050101		1	0.3%
319105080306		1	0.3%
319107020203		1	0.3%
319203030409		1	0.3%
320102020601		1	0.3%
320102040601		1	0.3%
320108080103		1	0.3%
321103040514		1	0.3%
321105050214		1	0.3%
321106010504		1	0.3%
321107061709		1	0.3%
322108020610		1	0.3%
322111041206		1	0.3%
323104030201		1	0.3%
323106040915		1	0.3%
323108030411		1	0.3%
324101011403		1	0.3%
324104010503		1	0.3%
325101020514		1	0.3%
325103060113		1	0.3%
325103060210		1	0.3%
325107010301		1	0.3%
327103030510		1	0.3%
327106020513		1	0.3%
329106020616		1	0.3%
330107010101		1	0.3%
330110010403		1	0.3%
402208050714		1	0.3%
402210030714		1	0.3%
403101020501		1	0.3%
403105050205		1	0.3%
403201020515		1	0.3%
403301030215		1	0.3%
404102030405		1	0.3%
404207040904		1	0.3%
404403030304		1	0.3%
405104020509		1	0.3%
405203030403		1	0.3%
405211011114		1	0.3%
405301040904		1	0.3%

File : CSEC4I

Final_EA_code: Enumeration Area Unique identifier

Value	Label	Cases	Percentage
405302030405		1	0.3%
406108040102		1	0.3%
406201020310		1	0.3%
406210060603		1	0.3%
406212010207		1	0.3%
406303070608		1	0.3%
407106021906		1	0.3%
408102011215		1	0.3%
408112020621		1	0.3%
408113040517		1	0.3%
409101040104		1	0.3%
409203050902		1	0.3%
409301030405		1	0.3%
410101040507		1	0.3%
410201010654		1	0.3%
410201010733		1	0.3%
410303060103		1	0.3%
411203020101		1	0.3%
411302020404		1	0.3%
411402020404		1	0.3%
411403030809		1	0.3%
412103070506		1	0.3%
412201070408		1	0.3%
412203040507		1	0.3%
414116010603		1	0.3%
415105020404		1	0.3%
415106081213		1	0.3%
415110040403		1	0.3%
415114070301		1	0.3%
415115040706		1	0.3%
417102010602		1	0.3%
417103010710		1	0.3%
417107030404		1	0.3%
417109040205		1	0.3%
417201010905		1	0.3%
417202010210		1	0.3%
418104030103		1	0.3%
418201020305		1	0.3%
418202010203		1	0.3%
418209070214		1	0.3%
419204020202		1	0.3%
420107040304		1	0.3%
420108030901		1	0.3%

File : CSEC4I

Final_EA_code: Enumeration Area Unique identifier

Value	Label	Cases	Percentage
422102010506		1	0.3%
422107010808		1	0.3%
423110010602		1	0.3%
424105020201		1	0.3%
426202040101		1	0.3%
427202040214		1	0.3%
428111030515		1	0.3%
432205040203		1	0.3%

Warning: these figures indicate the number of cases found in the data file. They cannot be interpreted as summary statistics of the population of interest.

interview__id: Unique 32-character long identifier of the interview

Information	[Type= discrete] [Format=character] [Missing=*]
Statistics [NW/ W]	[Valid=307 /-] [Invalid=0 /-]

Value	Label	Cases	Percentage
05a0fe0e9f714c0t		1	0.3%
05f078de3c20400		1	0.3%
07ae8f7297234ae		1	0.3%
0878b9ca320646c		1	0.3%
098b64d5f62d444		1	0.3%
09bfa283100c462		1	0.3%
0aee3535b7234e0		1	0.3%
0b08b47250b441c		1	0.3%
0c7be6801de643e		1	0.3%
0d07cf9a197b4ea		1	0.3%
0d35d167e05a48c		1	0.3%
0e0a6e4e61be4e8		1	0.3%
0f26d7f7b06f4b9		1	0.3%
103ae2d40d654ba		1	0.3%
104d7f9eb5cc429		1	0.3%
1058921f8e3e471		1	0.3%
10e47f214cb7482		1	0.3%
1124288a21f7429		1	0.3%
11324295e37b4bc		1	0.3%
120745e30ae2426		1	0.3%
14b0a6db23fb42a		1	0.3%
14c013df40e448d		1	0.3%
1559b44962074f1		1	0.3%
15d825f70832453		1	0.3%
15daaf897d21429		1	0.3%
165176d72b6e412		1	0.3%
179be7cbf9884e0		1	0.3%
17ad285d62d7495		1	0.3%
18cad48cbad4438		1	0.3%
19e17412e1bb43c		1	0.3%

File : CSEC4I

interview__id: Unique 32-character long identifier of the interview

Value	Label	Cases	Percentage
1a7113db20214df		1	0.3%
1abf78b9247749b		1	0.3%
1b8cc2c21714481		1	0.3%
1d1c39bd455d40e		1	0.3%
1eb5ffb1eeb14468		1	0.3%
1f82d12a97c5472		1	0.3%
1f9751e8115d473		1	0.3%
20b3dc70a2ef47ff		1	0.3%
22079ff2853f489c		1	0.3%
22305ac5a3e1460		1	0.3%
2298e1b9396042c		1	0.3%
23f6bb268b504e5		1	0.3%
24dff56428de471e		1	0.3%
2687e3cb2fe0474		1	0.3%
26be7462ce5e43d		1	0.3%
26eef9075b7349a		1	0.3%
26f0c6653b8b4c1		1	0.3%
293ecee7a80a482		1	0.3%
29cc9b2639524c4		1	0.3%
2b8544e9cb7347f		1	0.3%
2bc65237da7d4f7		1	0.3%
2bea2c4985dd4f4		1	0.3%
2c2b89bb4ed2475		1	0.3%
2c4950efbc4f485c		1	0.3%
2c5000cc7fa54dbb		1	0.3%
2c7dff734efc4ccb		1	0.3%
2c8f787219df44a8		1	0.3%
2d21136097a4458		1	0.3%
2f0258e282264dd		1	0.3%
2f3dadda9c4d49b		1	0.3%
303f41c72565478		1	0.3%
30b9d5e1f9fe43dc		1	0.3%
30fa92d582c34ff8		1	0.3%
312a435313e240e		1	0.3%
31a3f66b5452449		1	0.3%
32bb43e6ccef4255		1	0.3%
333db34cb097445		1	0.3%
34533291de9b4e3		1	0.3%
349edf6fc6cb49dc		1	0.3%
34efbcd896549f7		1	0.3%
362ff1525f0b427c		1	0.3%
369a2e686b0641f		1	0.3%
37c7d386630e44f		1	0.3%

File : CSEC4I

interview__id: Unique 32-character long identifier of the interview

Value	Label	Cases	Percentage
391f45ad2d3548e		1	0.3%
39627200a32c462		1	0.3%
39e38a8716404f4		1	0.3%
3a542ba2ee9a46d		1	0.3%
3ac09195350c451		1	0.3%
3b3c7af2481243f		1	0.3%
3ce08aeb981a41a		1	0.3%
3cf0a1fa46ae4682		1	0.3%
3d61703566614f4		1	0.3%
3f41cdc7f4484a90		1	0.3%
40927a9f8da44e0		1	0.3%
41d507da42f24fa		1	0.3%
44c8e8b546fa4e9		1	0.3%
4582b29c263744c		1	0.3%
45e2495043be477		1	0.3%
468987393fd4448		1	0.3%
46bc8364e56f4e2		1	0.3%
481f3d44d4074b5		1	0.3%
49123f99dd9b486		1	0.3%
4936d20fd0be487		1	0.3%
49d2684cbd464ee		1	0.3%
4af38353df164c5		1	0.3%
4b07af9a7bac483		1	0.3%
4b14fdfdc4154af5		1	0.3%
4dd40973252a4df		1	0.3%
4e6fd738620241a		1	0.3%
50a0e9476f3f494		1	0.3%
51986b54676d4e3		1	0.3%
527a88628b1c424		1	0.3%
5300060198c04c3		1	0.3%
53fa8063d7db498		1	0.3%
54d04063673a4a7		1	0.3%
559f5482d2fa4c7		1	0.3%
55b84b9565e6420		1	0.3%
56225232b30346		1	0.3%
57061e3264f8499		1	0.3%
58cf916082f84b1		1	0.3%
58d95fc30734424		1	0.3%
59accfcd4d542a2		1	0.3%
5a30e64718014fc		1	0.3%
5b2bb8ba8da5434		1	0.3%
5b3c6ba74736462		1	0.3%
5c104965b505425		1	0.3%

File : CSEC4I

interview__id: Unique 32-character long identifier of the interview

Value	Label	Cases	Percentage
5c166c1642f340b		1	0.3%
5ed8795ec990433		1	0.3%
5f625ed846014f1		1	0.3%
5f9671150b6c4d8		1	0.3%
5f9c80627104486		1	0.3%
5fd0f31f330a49a7		1	0.3%
608bfd2bd5f8412		1	0.3%
61dc08d3c51a46b		1	0.3%
61e4b68c15e0457		1	0.3%
62af21468f5b4edl		1	0.3%
62f01c4bc6cf48c7		1	0.3%
63ef3bf75fef4be6		1	0.3%
645e8f52e0284da		1	0.3%
652892d80eef4dc		1	0.3%
6576b15a95a0431		1	0.3%
6596c2921b4f49f		1	0.3%
65e342045671412		1	0.3%
663e019dae8f42e		1	0.3%
664e98a3af9c465		1	0.3%
67ac1b9b59384c0		1	0.3%
67d77e0fbf754e2		1	0.3%
68984e8f107b4fc1		1	0.3%
68b87f690c5e4d4		1	0.3%
69fdbce170a3499		1	0.3%
6aac54099d5446c		1	0.3%
6be18dc7379a4d8		1	0.3%
6cb2e1bf1182402		1	0.3%
6d561d7e1bb34b0		1	0.3%
6d6546ea45a24cc		1	0.3%
6e7a08685b68404		1	0.3%
6ec8cecb648e4b6		1	0.3%
6fb3d5bdc87496		1	0.3%
712dd05dfdf54bc		1	0.3%
73b6584e55df47e		1	0.3%
73edb914e5ec4a6		1	0.3%
74879a94288749c		1	0.3%
75df2b5c7d6b492		1	0.3%
76a347dba3c945d		1	0.3%
77b63a2a3a5846c		1	0.3%
78b1f1144ce740d		1	0.3%
7934cfadf18a4020		1	0.3%
7a92a755edec4d6		1	0.3%
7af284e10f40460		1	0.3%

File : CSEC4I

interview__id: Unique 32-character long identifier of the interview

Value	Label	Cases	Percentage
7b71511069ca41c		1	0.3%
7b91ac7196d446f		1	0.3%
7ceaac984dc4433		1	0.3%
7f25311583624b7		1	0.3%
80c5e48699bc48b		1	0.3%
81def38cfed24edc		1	0.3%
81f2300746cc4b0		1	0.3%
824efbe20846431		1	0.3%
825a4d9c10674fb		1	0.3%
82e2ee46332f4f5c		1	0.3%
865a0a2dd0d442a		1	0.3%
87d1a29404f2409		1	0.3%
8b2193d437e6485		1	0.3%
8c60b24c5d69455		1	0.3%
8da56015c708420		1	0.3%
8ed0e75643204d2		1	0.3%
8f69cfcd9bea4a2a		1	0.3%
909b86e277fe480		1	0.3%
91e89e7118c041f		1	0.3%
92722375ee7a482		1	0.3%
93268921598f4e9		1	0.3%
942d21651db145e		1	0.3%
94a28a335ad8409		1	0.3%
94ae3c15a2df4270		1	0.3%
94d6a92de2aa418		1	0.3%
94e8fb8cab7846d		1	0.3%
977cf8b59c214cd		1	0.3%
9836e079cdd949e		1	0.3%
987cf3a3f3f04a53		1	0.3%
989fa310b635456		1	0.3%
98c92ebc81274b4		1	0.3%
98ff8b8f6835485f		1	0.3%
991ea35afb8c4a5f		1	0.3%
9ae38f33171f4fb8		1	0.3%
9b29a92d6753467		1	0.3%
9c42c15316c0441		1	0.3%
9c877a6abcc44e2		1	0.3%
9ecbe56df9f249d5		1	0.3%
9ef24898f0e04e6f		1	0.3%
a03a17e845b8444		1	0.3%
a0525377534b48f		1	0.3%
a221543631f5448		1	0.3%
a29bda3a56964ba		1	0.3%

File : CSEC4I

interview__id: Unique 32-character long identifier of the interview

Value	Label	Cases	Percentage
a3908ba3b92f4fe1		1	0.3%
a4729f20438e493		1	0.3%
a5e08a9b2416439		1	0.3%
a93651e6ad8d4de		1	0.3%
a9b092b3952f4ec		1	0.3%
aeefbdde40724ba		1	0.3%
b00970f7c1fd483		1	0.3%
b0b5ef4a81ee422		1	0.3%
b0cd107e76604c5		1	0.3%
b105a36a56b84f6		1	0.3%
b136b27d911942		1	0.3%
b137ae14a69249f		1	0.3%
b2e36352f5d9409		1	0.3%
b330812745fa4e7		1	0.3%
b341d8d4669945		1	0.3%
b4251f797f5f478		1	0.3%
b562c88957c5417		1	0.3%
b59699570a7a45a		1	0.3%
b60db776f7044c0		1	0.3%
b6beade8c2fb4ba		1	0.3%
b6c120c8e36f4d4		1	0.3%
b71b6b7c544e41f		1	0.3%
b92db033a86e4ab		1	0.3%
bad2132fae8a424		1	0.3%
bb6db2bb7e894ee		1	0.3%
bb91dac00ca941a		1	0.3%
bbb3f63e02a24e3		1	0.3%
bbd5aebfc1a54cfe		1	0.3%
bcc6e03bb2a5433		1	0.3%
bcf4623a365e435		1	0.3%
bfade52afbbe499		1	0.3%
bfc868c5c591428		1	0.3%
c015bae305344f9		1	0.3%
c14a86da4ace406		1	0.3%
c1a22955cf934b9		1	0.3%
c208d41946924e2		1	0.3%
c2a083238ac94fc		1	0.3%
c3356144806643		1	0.3%
c40d2554992447		1	0.3%
c5a985e708a7459		1	0.3%
c7bcab112852484		1	0.3%
c997c4379310457		1	0.3%
c9f3e3b01148416		1	0.3%

File : CSEC4I

interview__id: Unique 32-character long identifier of the interview

Value	Label	Cases	Percentage
ca4736d2f7a74a89		1	0.3%
caa6f80f888744d0		1	0.3%
cbe3a418c67c437		1	0.3%
cc8047dc8a484aa		1	0.3%
cd1474d77fac421		1	0.3%
ce05dd69d60e43e		1	0.3%
ce31748c847d40a		1	0.3%
cedfce2c57e641d1		1	0.3%
d091d72bf34743f		1	0.3%
d4b645c8dabe4a1		1	0.3%
d4e9ef0dc2b74bf2		1	0.3%
d56d66a6c7584c2		1	0.3%
d63a27ac1a6d4af3		1	0.3%
d63ba4eb8a1c4a0		1	0.3%
d6aa486f005240b		1	0.3%
d7b1236aabb94f6		1	0.3%
d7df893335d04af		1	0.3%
d84f5f9e3a694d3c		1	0.3%
d8e480e0083545f		1	0.3%
d983e831143f41a		1	0.3%
da5e5ab5a00e480		1	0.3%
da7a73e6a465427		1	0.3%
db979bdcd2e148f		1	0.3%
dc1776a9a0e14f4		1	0.3%
dda5335ce205431		1	0.3%
df04ee2c0e3a4107		1	0.3%
dfbc222d6117426		1	0.3%
e106494d0ae84f2		1	0.3%
e23a30e088d1453		1	0.3%
e24222c61b9f456		1	0.3%
e282714b05cb42t		1	0.3%
e3166e34b04d473		1	0.3%
e4d52a1c0a1148d		1	0.3%
e4ddc650064a4c0		1	0.3%
e614b8ae67d44c8		1	0.3%
e61b5559a1b4404		1	0.3%
e6d0819875ec42e		1	0.3%
e77d4f6292d2475		1	0.3%
e86a2ea031ca4f9c		1	0.3%
e8b86f9566254e7		1	0.3%
e90883e23667495		1	0.3%
e9acfec9f50e43a8		1	0.3%
e9e027640d2a450		1	0.3%

File : CSEC4I

interview__id: Unique 32-character long identifier of the interview

Value	Label	Cases	Percentage
e9ee6e0d15b54db		1	0.3%
eb8f3695097d4ec		1	0.3%
ebb0b322a786451		1	0.3%
ed628650c92d451		1	0.3%
ee245be814ce483		1	0.3%
ef0a2c1050d9446		1	0.3%
f11ff6935d374a37		1	0.3%
f2753e0a1ee1407a		1	0.3%
f310f9362b1e429c		1	0.3%
f4f37a3e35c44dc4		1	0.3%
f7c8666f68b2434a		1	0.3%
fa6d43e574104db		1	0.3%
fad0449bb4f0427b		1	0.3%
fbdb75a9b0ab4f6c		1	0.3%
fc8c4458e87f4d78		1	0.3%
fd96d6f934ab457c		1	0.3%
fe36e5eff69c4cb2		1	0.3%
ff38ebd77e0b421a		1	0.3%
ffc83c8361694f8c		1	0.3%

Warning: these figures indicate the number of cases found in the data file. They cannot be interpreted as summary statistics of the population of interest.

s4iq87: 87. Did any member of this community report any epidemic outbreak since 2018?

Information	[Type= discrete] [Format=numeric] [Range= 1-3] [Missing=*]
Statistics [NW/ W]	[Valid=229 /-] [Invalid=78 /-]

Value	Label	Cases	Percentage
1	Yes	35	15.3%
2	No (Not reported)	51	22.3%
3	No (no epidemic)	143	62.4%
Sysmiss		78	

Warning: these figures indicate the number of cases found in the data file. They cannot be interpreted as summary statistics of the population of interest.

s4iq88: 88. Did you notify the district within 24hrs?

Information	[Type= discrete] [Format=numeric] [Range= 1-3] [Missing=*]
Statistics [NW/ W]	[Valid=35 /-] [Invalid=272 /-]

Value	Label	Cases	Percentage
1	Within 24 hrs	24	68.6%
2	Within 7 days	11	31.4%
3	After 7 days	0	
Sysmiss		272	

Warning: these figures indicate the number of cases found in the data file. They cannot be interpreted as summary statistics of the population of interest.

s4iq89: 89. How long did it take for the district to respond?

Information	[Type= discrete] [Format=numeric] [Range= 1-3] [Missing=*]
Statistics [NW/ W]	[Valid=35 /-] [Invalid=272 /-]

File : CSEC4I

s4iq89: 89. How long did it take for the district to respond?

Value	Label	Cases	Percentage
1	Within 24 hrs	17	<div></div> 48.6%
2	Within 7 days	12	<div></div> 34.3%
3	After 7 days	6	<div></div> 17.1%
Sysmiss		272	

Warning: these figures indicate the number of cases found in the data file. They cannot be interpreted as summary statistics of the population of interest.

File : CSEC4J

Final_EA_code: Enumeration Area Unique identifier

Information [Type= discrete] [Format=character] [Missing=*]

Statistics [NW/ W] [Valid=307 /-] [Invalid=0 /-]

Value	Label	Cases	Percentage
101204020501		1	0.3%
102101040201		1	0.3%
102101080210		1	0.3%
102102020513		1	0.3%
102102050406		1	0.3%
102102060108		1	0.3%
102102080506		1	0.3%
102103010916		1	0.3%
102103041252		1	0.3%
102103050203		1	0.3%
102103050439		1	0.3%
102103060631		1	0.3%
102103080303		1	0.3%
102103120844		1	0.3%
102104010236		1	0.3%
102104020103		1	0.3%
102104020313		1	0.3%
102104081332		1	0.3%
102104163014		1	0.3%
102104190357		1	0.3%
102105010613		1	0.3%
102105030701		1	0.3%
102105040650		1	0.3%
102105100433		1	0.3%
102105130528		1	0.3%
102105150507		1	0.3%
103105050501		1	0.3%
103107020109		1	0.3%
104102040606		1	0.3%
104104030820		1	0.3%
104105040311		1	0.3%
104208040401		1	0.3%
105105020108		1	0.3%
106101010605		1	0.3%
106101090206		1	0.3%
106106060103		1	0.3%
107202060102		1	0.3%
107302030503		1	0.3%
107305070203		1	0.3%
107402030203		1	0.3%
107403060301		1	0.3%

File : CSEC4J

Final_EA_code: Enumeration Area Unique identifier

Value	Label	Cases	Percentage
108106030909		1	0.3%
108301010115		1	0.3%
108301050512		1	0.3%
110203060109		1	0.3%
110204010703		1	0.3%
110206030911		1	0.3%
110207040309		1	0.3%
110305010603		1	0.3%
110306010205		1	0.3%
111102010811		1	0.3%
111202040320		1	0.3%
111202061528		1	0.3%
112102030202		1	0.3%
112104021001		1	0.3%
112204030107		1	0.3%
113105040201		1	0.3%
113105050532		1	0.3%
113111020505		1	0.3%
113113020418		1	0.3%
113113060242		1	0.3%
113301010130		1	0.3%
113301050411		1	0.3%
113406060107		1	0.3%
113604010110		1	0.3%
115103020402		1	0.3%
115104030401		1	0.3%
115202070303		1	0.3%
115206030602		1	0.3%
115303040507		1	0.3%
115303050716		1	0.3%
116102050101		1	0.3%
117106050206		1	0.3%
117201050401		1	0.3%
117202080201		1	0.3%
117301041130		1	0.3%
117301041137		1	0.3%
117302030901		1	0.3%
117302060527		1	0.3%
118101041020		1	0.3%
119104030404		1	0.3%
120106010101		1	0.3%
122102060404		1	0.3%
122105020311		1	0.3%

File : CSEC4J

Final_EA_code: Enumeration Area Unique identifier

Value	Label	Cases	Percentage
122106021812		1	0.3%
123110030105		1	0.3%
124101050211		1	0.3%
124101050312		1	0.3%
124103021620		1	0.3%
124104040103		1	0.3%
124107010620		1	0.3%
124108021108		1	0.3%
125105010702		1	0.3%
201203010310		1	0.3%
201206020507		1	0.3%
201210090210		1	0.3%
202205030602		1	0.3%
203202030310		1	0.3%
203202040303		1	0.3%
203301010111		1	0.3%
204101030213		1	0.3%
204102040514		1	0.3%
204203010514		1	0.3%
204301010302		1	0.3%
204301020206		1	0.3%
204301030308		1	0.3%
204302051318		1	0.3%
205101020309		1	0.3%
205101030109		1	0.3%
205107030213		1	0.3%
207104010604		1	0.3%
208102140202		1	0.3%
208107130101		1	0.3%
208202080102		1	0.3%
209201010506		1	0.3%
210306040101		1	0.3%
210306040102		1	0.3%
211105030205		1	0.3%
211106070404		1	0.3%
211107030208		1	0.3%
212104030611		1	0.3%
212105040709		1	0.3%
212202010105		1	0.3%
212305020404		1	0.3%
214101040303		1	0.3%
214101060404		1	0.3%
214102020611		1	0.3%

File : CSEC4J

Final_EA_code: Enumeration Area Unique identifier

Value	Label	Cases	Percentage
214108010504		1	0.3%
214113010305		1	0.3%
214114030515		1	0.3%
215109020818		1	0.3%
215115020203		1	0.3%
215120020808		1	0.3%
216202030604		1	0.3%
218103021305		1	0.3%
218115040101		1	0.3%
219103120104		1	0.3%
219103170202		1	0.3%
221109020302		1	0.3%
221109050505		1	0.3%
222111021102		1	0.3%
223108100606		1	0.3%
223120020410		1	0.3%
223121010401		1	0.3%
223121030202		1	0.3%
223126011515		1	0.3%
223128010204		1	0.3%
223135040509		1	0.3%
224105051111		1	0.3%
225103041522		1	0.3%
225114032604		1	0.3%
226101010214		1	0.3%
226102050810		1	0.3%
226104040305		1	0.3%
226105051005		1	0.3%
228102030405		1	0.3%
229104021009		1	0.3%
230105010304		1	0.3%
230105040506		1	0.3%
230109050511		1	0.3%
232101040606		1	0.3%
232203040502		1	0.3%
302101021503		1	0.3%
302201050803		1	0.3%
302204050508		1	0.3%
302205050202		1	0.3%
302303070505		1	0.3%
303201020510		1	0.3%
303202060606		1	0.3%
303204050605		1	0.3%

File : CSEC4J

Final_EA_code: Enumeration Area Unique identifier

Value	Label	Cases	Percentage
303402040806		1	0.3%
303404010207		1	0.3%
303404030404		1	0.3%
303405070316		1	0.3%
303405071314		1	0.3%
303503041111		1	0.3%
303504020504		1	0.3%
304102010107		1	0.3%
304204020110		1	0.3%
304301040405		1	0.3%
306201010103		1	0.3%
306203010305		1	0.3%
306204010301		1	0.3%
306204020605		1	0.3%
307108020605		1	0.3%
307108030304		1	0.3%
307108030708		1	0.3%
307108030908		1	0.3%
307202030201		1	0.3%
308102060619		1	0.3%
309103050101		1	0.3%
309104050403		1	0.3%
309204060609		1	0.3%
310102021618		1	0.3%
310202030204		1	0.3%
310306030909		1	0.3%
310306040802		1	0.3%
310306041001		1	0.3%
311102010107		1	0.3%
311103020202		1	0.3%
311105051111		1	0.3%
311202010102		1	0.3%
312105020216		1	0.3%
313102050501		1	0.3%
313104010108		1	0.3%
314101030304		1	0.3%
314103040301		1	0.3%
314105010202		1	0.3%
315105030209		1	0.3%
317101010205		1	0.3%
317103020201		1	0.3%
317107051210		1	0.3%
318102020202		1	0.3%

File : CSEC4J

Final_EA_code: Enumeration Area Unique identifier

Value	Label	Cases	Percentage
318103020406		1	0.3%
318112010303		1	0.3%
318114020701		1	0.3%
318116050101		1	0.3%
319105080306		1	0.3%
319107020203		1	0.3%
319203030409		1	0.3%
320102020601		1	0.3%
320102040601		1	0.3%
320108080103		1	0.3%
321103040514		1	0.3%
321105050214		1	0.3%
321106010504		1	0.3%
321107061709		1	0.3%
322108020610		1	0.3%
322111041206		1	0.3%
323104030201		1	0.3%
323106040915		1	0.3%
323108030411		1	0.3%
324101011403		1	0.3%
324104010503		1	0.3%
325101020514		1	0.3%
325103060113		1	0.3%
325103060210		1	0.3%
325107010301		1	0.3%
327103030510		1	0.3%
327106020513		1	0.3%
329106020616		1	0.3%
330107010101		1	0.3%
330110010403		1	0.3%
402208050714		1	0.3%
402210030714		1	0.3%
403101020501		1	0.3%
403105050205		1	0.3%
403201020515		1	0.3%
403301030215		1	0.3%
404102030405		1	0.3%
404207040904		1	0.3%
404403030304		1	0.3%
405104020509		1	0.3%
405203030403		1	0.3%
405211011114		1	0.3%
405301040904		1	0.3%

File : CSEC4J

Final_EA_code: Enumeration Area Unique identifier

Value	Label	Cases	Percentage
405302030405		1	0.3%
406108040102		1	0.3%
406201020310		1	0.3%
406210060603		1	0.3%
406212010207		1	0.3%
406303070608		1	0.3%
407106021906		1	0.3%
408102011215		1	0.3%
408112020621		1	0.3%
408113040517		1	0.3%
409101040104		1	0.3%
409203050902		1	0.3%
409301030405		1	0.3%
410101040507		1	0.3%
410201010654		1	0.3%
410201010733		1	0.3%
410303060103		1	0.3%
411203020101		1	0.3%
411302020404		1	0.3%
411402020404		1	0.3%
411403030809		1	0.3%
412103070506		1	0.3%
412201070408		1	0.3%
412203040507		1	0.3%
414116010603		1	0.3%
415105020404		1	0.3%
415106081213		1	0.3%
415110040403		1	0.3%
415114070301		1	0.3%
415115040706		1	0.3%
417102010602		1	0.3%
417103010710		1	0.3%
417107030404		1	0.3%
417109040205		1	0.3%
417201010905		1	0.3%
417202010210		1	0.3%
418104030103		1	0.3%
418201020305		1	0.3%
418202010203		1	0.3%
418209070214		1	0.3%
419204020202		1	0.3%
420107040304		1	0.3%
420108030901		1	0.3%

File : CSEC4J

Final_EA_code: Enumeration Area Unique identifier

Value	Label	Cases	Percentage
422102010506		1	0.3%
422107010808		1	0.3%
423110010602		1	0.3%
424105020201		1	0.3%
426202040101		1	0.3%
427202040214		1	0.3%
428111030515		1	0.3%
432205040203		1	0.3%

Warning: these figures indicate the number of cases found in the data file. They cannot be interpreted as summary statistics of the population of interest.

interview__id: Unique 32-character long identifier of the interview

Information	[Type= discrete] [Format=character] [Missing=*]
Statistics [NW/ W]	[Valid=307 /-] [Invalid=0 /-]

Value	Label	Cases	Percentage
05a0fe0e9f714c0t		1	0.3%
05f078de3c20400		1	0.3%
07ae8f7297234ae		1	0.3%
0878b9ca320646c		1	0.3%
098b64d5f62d444		1	0.3%
09bfa283100c462		1	0.3%
0aee3535b7234e0		1	0.3%
0b08b47250b441c		1	0.3%
0c7be6801de643e		1	0.3%
0d07cf9a197b4ea		1	0.3%
0d35d167e05a48c		1	0.3%
0e0a6e4e61be4e8		1	0.3%
0f26d7f7b06f4b9		1	0.3%
103ae2d40d654ba		1	0.3%
104d7f9eb5cc429		1	0.3%
1058921f8e3e471		1	0.3%
10e47f214cb7482		1	0.3%
1124288a21f7429		1	0.3%
11324295e37b4bc		1	0.3%
120745e30ae2426		1	0.3%
14b0a6db23fb42a		1	0.3%
14c013df40e448d		1	0.3%
1559b44962074f1		1	0.3%
15d825f70832453		1	0.3%
15daaf897d21429		1	0.3%
165176d72b6e412		1	0.3%
179be7cbf9884e0		1	0.3%
17ad285d62d7495		1	0.3%
18cad48cbad4438		1	0.3%
19e17412e1bb43c		1	0.3%

File : CSEC4J

interview__id: Unique 32-character long identifier of the interview

Value	Label	Cases	Percentage
1a7113db20214df		1	0.3%
1abf78b9247749b		1	0.3%
1b8cc2c21714481		1	0.3%
1d1c39bd455d40e		1	0.3%
1eb5ffb1eeb14468		1	0.3%
1f82d12a97c5472		1	0.3%
1f9751e8115d473		1	0.3%
20b3dc70a2ef47ff		1	0.3%
22079ff2853f489c		1	0.3%
22305ac5a3e1460		1	0.3%
2298e1b9396042c		1	0.3%
23f6bb268b504e5		1	0.3%
24dff56428de471e		1	0.3%
2687e3cb2fe0474		1	0.3%
26be7462ce5e43d		1	0.3%
26eef9075b7349a		1	0.3%
26f0c6653b8b4c1		1	0.3%
293ecee7a80a482		1	0.3%
29cc9b2639524c4		1	0.3%
2b8544e9cb7347f		1	0.3%
2bc65237da7d4f7		1	0.3%
2bea2c4985dd4f4		1	0.3%
2c2b89bb4ed2475		1	0.3%
2c4950efbc4f485c		1	0.3%
2c5000cc7fa54dbb		1	0.3%
2c7dff734efc4ccb		1	0.3%
2c8f787219df44a8		1	0.3%
2d21136097a4458		1	0.3%
2f0258e282264dd		1	0.3%
2f3dadda9c4d49b		1	0.3%
303f41c72565478		1	0.3%
30b9d5e1f9fe43dc		1	0.3%
30fa92d582c34ff8		1	0.3%
312a435313e240e		1	0.3%
31a3f66b5452449		1	0.3%
32bb43e6ccef4255		1	0.3%
333db34cb097445		1	0.3%
34533291de9b4e3		1	0.3%
349edf6fc6cb49dc		1	0.3%
34efbcd896549f7		1	0.3%
362ff1525f0b427c		1	0.3%
369a2e686b0641f		1	0.3%
37c7d386630e44f		1	0.3%

File : CSEC4J

interview__id: Unique 32-character long identifier of the interview

Value	Label	Cases	Percentage
391f45ad2d3548e		1	0.3%
39627200a32c462		1	0.3%
39e38a8716404f4		1	0.3%
3a542ba2ee9a46d		1	0.3%
3ac09195350c451		1	0.3%
3b3c7af2481243f		1	0.3%
3ce08aeb981a41a		1	0.3%
3cf0a1fa46ae4682		1	0.3%
3d61703566614f4		1	0.3%
3f41cdc7f4484a90		1	0.3%
40927a9f8da44e0		1	0.3%
41d507da42f24fa		1	0.3%
44c8e8b546fa4e9		1	0.3%
4582b29c263744c		1	0.3%
45e2495043be477		1	0.3%
468987393fd4448		1	0.3%
46bc8364e56f4e2		1	0.3%
481f3d44d4074b5		1	0.3%
49123f99dd9b486		1	0.3%
4936d20fd0be487		1	0.3%
49d2684cbd464ee		1	0.3%
4af38353df164c5		1	0.3%
4b07af9a7bac483		1	0.3%
4b14fdfdc4154af5		1	0.3%
4dd40973252a4df		1	0.3%
4e6fd738620241a		1	0.3%
50a0e9476f3f494		1	0.3%
51986b54676d4e3		1	0.3%
527a88628b1c424		1	0.3%
5300060198c04c3		1	0.3%
53fa8063d7db498		1	0.3%
54d04063673a4a7		1	0.3%
559f5482d2fa4c7		1	0.3%
55b84b9565e6420		1	0.3%
56225232b30346		1	0.3%
57061e3264f8499		1	0.3%
58cf916082f84b1		1	0.3%
58d95fc30734424		1	0.3%
59accfcd4d542a7		1	0.3%
5a30e64718014fc		1	0.3%
5b2bb8ba8da5434		1	0.3%
5b3c6ba74736462		1	0.3%
5c104965b505425		1	0.3%

File : CSEC4J

interview__id: Unique 32-character long identifier of the interview

Value	Label	Cases	Percentage
5c166c1642f340b		1	0.3%
5ed8795ec990433		1	0.3%
5f625ed846014f1		1	0.3%
5f9671150b6c4d8		1	0.3%
5f9c80627104486		1	0.3%
5fd0f31f330a49a7		1	0.3%
608bfd2bd5f8412		1	0.3%
61dc08d3c51a46b		1	0.3%
61e4b68c15e0457		1	0.3%
62af21468f5b4edl		1	0.3%
62f01c4bc6cf48c7		1	0.3%
63ef3bf75fef4be6		1	0.3%
645e8f52e0284da		1	0.3%
652892d80eef4dc		1	0.3%
6576b15a95a0431		1	0.3%
6596c2921b4f49f		1	0.3%
65e342045671412		1	0.3%
663e019dae8f42e		1	0.3%
664e98a3af9c465		1	0.3%
67ac1b9b59384c0		1	0.3%
67d77e0fbf754e2		1	0.3%
68984e8f107b4fc1		1	0.3%
68b87f690c5e4d4		1	0.3%
69fdbce170a3499		1	0.3%
6aac54099d5446c		1	0.3%
6be18dc7379a4d8		1	0.3%
6cb2e1bf1182402		1	0.3%
6d561d7e1bb34b0		1	0.3%
6d6546ea45a24cc		1	0.3%
6e7a08685b68404		1	0.3%
6ec8cecb648e4b6		1	0.3%
6fb3d5bdc87496		1	0.3%
712dd05dfdf54bc		1	0.3%
73b6584e55df47e		1	0.3%
73edb914e5ec4a6		1	0.3%
74879a94288749c		1	0.3%
75df2b5c7d6b492		1	0.3%
76a347dba3c945d		1	0.3%
77b63a2a3a5846c		1	0.3%
78b1f1144ce740d		1	0.3%
7934cfadf18a4020		1	0.3%
7a92a755edec4d6		1	0.3%
7af284e10f40460		1	0.3%

File : CSEC4J

interview__id: Unique 32-character long identifier of the interview

Value	Label	Cases	Percentage
7b71511069ca41c		1	0.3%
7b91ac7196d446f		1	0.3%
7ceaac984dc4433		1	0.3%
7f25311583624b7		1	0.3%
80c5e48699bc48b		1	0.3%
81def38cfed24edc		1	0.3%
81f2300746cc4b0		1	0.3%
824efbe20846431		1	0.3%
825a4d9c10674fb		1	0.3%
82e2ee46332f4f5c		1	0.3%
865a0a2dd0d442a		1	0.3%
87d1a29404f2409		1	0.3%
8b2193d437e6485		1	0.3%
8c60b24c5d69455		1	0.3%
8da56015c708420		1	0.3%
8ed0e75643204d2		1	0.3%
8f69cfcd9bea4a2a		1	0.3%
909b86e277fe480		1	0.3%
91e89e7118c041f		1	0.3%
92722375ee7a482		1	0.3%
93268921598f4e9		1	0.3%
942d21651db145e		1	0.3%
94a28a335ad8409		1	0.3%
94ae3c15a2df4270		1	0.3%
94d6a92de2aa418		1	0.3%
94e8fb8cab7846d		1	0.3%
977cf8b59c214cd		1	0.3%
9836e079cdd949e		1	0.3%
987cf3a3f3f04a53		1	0.3%
989fa310b635456		1	0.3%
98c92ebc81274b4		1	0.3%
98ff8b8f6835485f		1	0.3%
991ea35afb8c4a5b		1	0.3%
9ae38f33171f4fb8		1	0.3%
9b29a92d6753467		1	0.3%
9c42c15316c0441		1	0.3%
9c877a6abcc44e2		1	0.3%
9ecbe56df9f249d3		1	0.3%
9ef24898f0e04e6f		1	0.3%
a03a17e845b8444		1	0.3%
a0525377534b48f		1	0.3%
a221543631f5448		1	0.3%
a29bda3a56964ba		1	0.3%

File : CSEC4J

interview__id: Unique 32-character long identifier of the interview

Value	Label	Cases	Percentage
a3908ba3b92f4fe1		1	0.3%
a4729f20438e493		1	0.3%
a5e08a9b2416439		1	0.3%
a93651e6ad8d4de		1	0.3%
a9b092b3952f4ec		1	0.3%
aeefbdde40724ba		1	0.3%
b00970f7c1fd483		1	0.3%
b0b5ef4a81ee422		1	0.3%
b0cd107e76604c5		1	0.3%
b105a36a56b84f6		1	0.3%
b136b27d911942		1	0.3%
b137ae14a69249f		1	0.3%
b2e36352f5d9409		1	0.3%
b330812745fa4e7		1	0.3%
b341d8d4669945		1	0.3%
b4251f797f5f478		1	0.3%
b562c88957c5417		1	0.3%
b59699570a7a45a		1	0.3%
b60db776f7044c0		1	0.3%
b6beade8c2fb4ba		1	0.3%
b6c120c8e36f4d4		1	0.3%
b71b6b7c544e41f		1	0.3%
b92db033a86e4ab		1	0.3%
bad2132fae8a424		1	0.3%
bb6db2bb7e894ee		1	0.3%
bb91dac00ca941a		1	0.3%
bbb3f63e02a24e3		1	0.3%
bbd5aebfc1a54cfe		1	0.3%
bcc6e03bb2a5433		1	0.3%
bcf4623a365e435		1	0.3%
bfade52afbbe499		1	0.3%
bfc868c5c591428		1	0.3%
c015bae305344f9		1	0.3%
c14a86da4ace406		1	0.3%
c1a22955cf934b9		1	0.3%
c208d41946924e2		1	0.3%
c2a083238ac94fc		1	0.3%
c3356144806643		1	0.3%
c40d2554992447		1	0.3%
c5a985e708a7459		1	0.3%
c7bcab112852484		1	0.3%
c997c4379310457		1	0.3%
c9f3e3b01148416		1	0.3%

File : CSEC4J

interview__id: Unique 32-character long identifier of the interview

Value	Label	Cases	Percentage
ca4736d2f7a74a89		1	0.3%
caa6f80f888744d0		1	0.3%
cbe3a418c67c437		1	0.3%
cc8047dc8a484aa		1	0.3%
cd1474d77fac421		1	0.3%
ce05dd69d60e43e		1	0.3%
ce31748c847d40a		1	0.3%
cedfce2c57e641d1		1	0.3%
d091d72bf34743f		1	0.3%
d4b645c8dabe4a1		1	0.3%
d4e9ef0dc2b74bf2		1	0.3%
d56d66a6c7584c2		1	0.3%
d63a27ac1a6d4af3		1	0.3%
d63ba4eb8a1c4a0		1	0.3%
d6aa486f005240b		1	0.3%
d7b1236aabb94f6		1	0.3%
d7df893335d04af		1	0.3%
d84f5f9e3a694d3c		1	0.3%
d8e480e0083545f		1	0.3%
d983e831143f41a		1	0.3%
da5e5ab5a00e480		1	0.3%
da7a73e6a465427		1	0.3%
db979bdcd2e148f		1	0.3%
dc1776a9a0e14f4		1	0.3%
dda5335ce205431		1	0.3%
df04ee2c0e3a4107		1	0.3%
dfbc222d6117426		1	0.3%
e106494d0ae84f2		1	0.3%
e23a30e088d1453		1	0.3%
e24222c61b9f456		1	0.3%
e282714b05cb42t		1	0.3%
e3166e34b04d473		1	0.3%
e4d52a1c0a1148d		1	0.3%
e4ddc650064a4c0		1	0.3%
e614b8ae67d44c8		1	0.3%
e61b5559a1b4404		1	0.3%
e6d0819875ec42e		1	0.3%
e77d4f6292d2475		1	0.3%
e86a2ea031ca4f9c		1	0.3%
e8b86f9566254e7		1	0.3%
e90883e23667495		1	0.3%
e9acfec9f50e43a8		1	0.3%
e9e027640d2a450		1	0.3%

File : CSEC4J

interview__id: Unique 32-character long identifier of the interview

Value	Label	Cases	Percentage
e9ee6e0d15b54db		1	0.3%
eb8f3695097d4ec		1	0.3%
ebb0b322a786451		1	0.3%
ed628650c92d451		1	0.3%
ee245be814ce483		1	0.3%
ef0a2c1050d9446		1	0.3%
f11ff6935d374a37		1	0.3%
f2753e0a1ee1407a		1	0.3%
f310f9362b1e429c		1	0.3%
f4f37a3e35c44dc4		1	0.3%
f7c8666f68b2434a		1	0.3%
fa6d43e574104db		1	0.3%
fad0449bb4f0427c		1	0.3%
fbdb75a9b0ab4f6c		1	0.3%
fc8c4458e87f4d78		1	0.3%
fd96d6f934ab457c		1	0.3%
fe36e5eff69c4cb2		1	0.3%
ff38ebd77e0b421c		1	0.3%
ffc83c8361694f8c		1	0.3%

Warning: these figures indicate the number of cases found in the data file. They cannot be interpreted as summary statistics of the population of interest.

s4jq90: 90. On average, for how many hours is the facility open to the public in a week?

Information	[Type= continuous] [Format=numeric] [Range= 12-168] [Missing=*]
Statistics [NW/ W]	[Valid=229 /-] [Invalid=78 /-] [Mean=117.555 /-] [StdDev=59.823 /-]

s4jq91: 91. Has the facility been faced with absenteeism of its staff in the last 12 mon

Information	[Type= discrete] [Format=numeric] [Range= 1-2] [Missing=*]
Statistics [NW/ W]	[Valid=229 /-] [Invalid=78 /-]

Value	Label	Cases	Percentage
1	Yes	48	21.0%
2	No	181	79.0%
Sysmiss		78	

Warning: these figures indicate the number of cases found in the data file. They cannot be interpreted as summary statistics of the population of interest.

s4jq92: 92. What is the major cause of absenteeism?

Information	[Type= discrete] [Format=numeric] [Range= 1-96] [Missing=*]
Statistics [NW/ W]	[Valid=48 /-] [Invalid=259 /-]

Value	Label	Cases	Percentage
1	Lack or morale due to poor payment	7	14.6%
2	Delays in payment of salaries	1	2.1%
3	Not much work	1	2.1%
4	Too much work	2	4.2%
5	Lack of equipment	0	
6	Lack of accommodation	22	45.8%

File : CSEC4J

s4jq92: 92. What is the major cause of absenteeism?

Value	Label	Cases	Percentage
96	Other	15	<div></div> 31.2%
Sysmiss		259	

Warning: these figures indicate the number of cases found in the data file. They cannot be interpreted as summary statistics of the population of interest.

File : CSEC4K

Final_EA_code: Enumeration Area Unique identifier

Information [Type= discrete] [Format=character] [Missing=*]

Statistics [NW/ W] [Valid=307 /-] [Invalid=0 /-]

Value	Label	Cases	Percentage
101204020501		1	0.3%
102101040201		1	0.3%
102101080210		1	0.3%
102102020513		1	0.3%
102102050406		1	0.3%
102102060108		1	0.3%
102102080506		1	0.3%
102103010916		1	0.3%
102103041252		1	0.3%
102103050203		1	0.3%
102103050439		1	0.3%
102103060631		1	0.3%
102103080303		1	0.3%
102103120844		1	0.3%
102104010236		1	0.3%
102104020103		1	0.3%
102104020313		1	0.3%
102104081332		1	0.3%
102104163014		1	0.3%
102104190357		1	0.3%
102105010613		1	0.3%
102105030701		1	0.3%
102105040650		1	0.3%
102105100433		1	0.3%
102105130528		1	0.3%
102105150507		1	0.3%
103105050501		1	0.3%
103107020109		1	0.3%
104102040606		1	0.3%
104104030820		1	0.3%
104105040311		1	0.3%
104208040401		1	0.3%
105105020108		1	0.3%
106101010605		1	0.3%
106101090206		1	0.3%
106106060103		1	0.3%
107202060102		1	0.3%
107302030503		1	0.3%
107305070203		1	0.3%
107402030203		1	0.3%
107403060301		1	0.3%

File : CSEC4K

Final_EA_code: Enumeration Area Unique identifier

Value	Label	Cases	Percentage
108106030909		1	0.3%
108301010115		1	0.3%
108301050512		1	0.3%
110203060109		1	0.3%
110204010703		1	0.3%
110206030911		1	0.3%
110207040309		1	0.3%
110305010603		1	0.3%
110306010205		1	0.3%
111102010811		1	0.3%
111202040320		1	0.3%
111202061528		1	0.3%
112102030202		1	0.3%
112104021001		1	0.3%
112204030107		1	0.3%
113105040201		1	0.3%
113105050532		1	0.3%
113111020505		1	0.3%
113113020418		1	0.3%
113113060242		1	0.3%
113301010130		1	0.3%
113301050411		1	0.3%
113406060107		1	0.3%
113604010110		1	0.3%
115103020402		1	0.3%
115104030401		1	0.3%
115202070303		1	0.3%
115206030602		1	0.3%
115303040507		1	0.3%
115303050716		1	0.3%
116102050101		1	0.3%
117106050206		1	0.3%
117201050401		1	0.3%
117202080201		1	0.3%
117301041130		1	0.3%
117301041137		1	0.3%
117302030901		1	0.3%
117302060527		1	0.3%
118101041020		1	0.3%
119104030404		1	0.3%
120106010101		1	0.3%
122102060404		1	0.3%
122105020311		1	0.3%

File : CSEC4K

Final_EA_code: Enumeration Area Unique identifier

Value	Label	Cases	Percentage
122106021812		1	0.3%
123110030105		1	0.3%
124101050211		1	0.3%
124101050312		1	0.3%
124103021620		1	0.3%
124104040103		1	0.3%
124107010620		1	0.3%
124108021108		1	0.3%
125105010702		1	0.3%
201203010310		1	0.3%
201206020507		1	0.3%
201210090210		1	0.3%
202205030602		1	0.3%
203202030310		1	0.3%
203202040303		1	0.3%
203301010111		1	0.3%
204101030213		1	0.3%
204102040514		1	0.3%
204203010514		1	0.3%
204301010302		1	0.3%
204301020206		1	0.3%
204301030308		1	0.3%
204302051318		1	0.3%
205101020309		1	0.3%
205101030109		1	0.3%
205107030213		1	0.3%
207104010604		1	0.3%
208102140202		1	0.3%
208107130101		1	0.3%
208202080102		1	0.3%
209201010506		1	0.3%
210306040101		1	0.3%
210306040102		1	0.3%
211105030205		1	0.3%
211106070404		1	0.3%
211107030208		1	0.3%
212104030611		1	0.3%
212105040709		1	0.3%
212202010105		1	0.3%
212305020404		1	0.3%
214101040303		1	0.3%
214101060404		1	0.3%
214102020611		1	0.3%

File : CSEC4K

Final_EA_code: Enumeration Area Unique identifier

Value	Label	Cases	Percentage
214108010504		1	0.3%
214113010305		1	0.3%
214114030515		1	0.3%
215109020818		1	0.3%
215115020203		1	0.3%
215120020808		1	0.3%
216202030604		1	0.3%
218103021305		1	0.3%
218115040101		1	0.3%
219103120104		1	0.3%
219103170202		1	0.3%
221109020302		1	0.3%
221109050505		1	0.3%
222111021102		1	0.3%
223108100606		1	0.3%
223120020410		1	0.3%
223121010401		1	0.3%
223121030202		1	0.3%
223126011515		1	0.3%
223128010204		1	0.3%
223135040509		1	0.3%
224105051111		1	0.3%
225103041522		1	0.3%
225114032604		1	0.3%
226101010214		1	0.3%
226102050810		1	0.3%
226104040305		1	0.3%
226105051005		1	0.3%
228102030405		1	0.3%
229104021009		1	0.3%
230105010304		1	0.3%
230105040506		1	0.3%
230109050511		1	0.3%
232101040606		1	0.3%
232203040502		1	0.3%
302101021503		1	0.3%
302201050803		1	0.3%
302204050508		1	0.3%
302205050202		1	0.3%
302303070505		1	0.3%
303201020510		1	0.3%
303202060606		1	0.3%
303204050605		1	0.3%

File : CSEC4K

Final_EA_code: Enumeration Area Unique identifier

Value	Label	Cases	Percentage
303402040806		1	0.3%
303404010207		1	0.3%
303404030404		1	0.3%
303405070316		1	0.3%
303405071314		1	0.3%
303503041111		1	0.3%
303504020504		1	0.3%
304102010107		1	0.3%
304204020110		1	0.3%
304301040405		1	0.3%
306201010103		1	0.3%
306203010305		1	0.3%
306204010301		1	0.3%
306204020605		1	0.3%
307108020605		1	0.3%
307108030304		1	0.3%
307108030708		1	0.3%
307108030908		1	0.3%
307202030201		1	0.3%
308102060619		1	0.3%
309103050101		1	0.3%
309104050403		1	0.3%
309204060609		1	0.3%
310102021618		1	0.3%
310202030204		1	0.3%
310306030909		1	0.3%
310306040802		1	0.3%
310306041001		1	0.3%
311102010107		1	0.3%
311103020202		1	0.3%
311105051111		1	0.3%
311202010102		1	0.3%
312105020216		1	0.3%
313102050501		1	0.3%
313104010108		1	0.3%
314101030304		1	0.3%
314103040301		1	0.3%
314105010202		1	0.3%
315105030209		1	0.3%
317101010205		1	0.3%
317103020201		1	0.3%
317107051210		1	0.3%
318102020202		1	0.3%

File : CSEC4K

Final_EA_code: Enumeration Area Unique identifier

Value	Label	Cases	Percentage
318103020406		1	0.3%
318112010303		1	0.3%
318114020701		1	0.3%
318116050101		1	0.3%
319105080306		1	0.3%
319107020203		1	0.3%
319203030409		1	0.3%
320102020601		1	0.3%
320102040601		1	0.3%
320108080103		1	0.3%
321103040514		1	0.3%
321105050214		1	0.3%
321106010504		1	0.3%
321107061709		1	0.3%
322108020610		1	0.3%
322111041206		1	0.3%
323104030201		1	0.3%
323106040915		1	0.3%
323108030411		1	0.3%
324101011403		1	0.3%
324104010503		1	0.3%
325101020514		1	0.3%
325103060113		1	0.3%
325103060210		1	0.3%
325107010301		1	0.3%
327103030510		1	0.3%
327106020513		1	0.3%
329106020616		1	0.3%
330107010101		1	0.3%
330110010403		1	0.3%
402208050714		1	0.3%
402210030714		1	0.3%
403101020501		1	0.3%
403105050205		1	0.3%
403201020515		1	0.3%
403301030215		1	0.3%
404102030405		1	0.3%
404207040904		1	0.3%
404403030304		1	0.3%
405104020509		1	0.3%
405203030403		1	0.3%
405211011114		1	0.3%
405301040904		1	0.3%

File : CSEC4K# **Final_EA_code: Enumeration Area Unique identifier**

Value	Label	Cases	Percentage
405302030405		1	0.3%
406108040102		1	0.3%
406201020310		1	0.3%
406210060603		1	0.3%
406212010207		1	0.3%
406303070608		1	0.3%
407106021906		1	0.3%
408102011215		1	0.3%
408112020621		1	0.3%
408113040517		1	0.3%
409101040104		1	0.3%
409203050902		1	0.3%
409301030405		1	0.3%
410101040507		1	0.3%
410201010654		1	0.3%
410201010733		1	0.3%
410303060103		1	0.3%
411203020101		1	0.3%
411302020404		1	0.3%
411402020404		1	0.3%
411403030809		1	0.3%
412103070506		1	0.3%
412201070408		1	0.3%
412203040507		1	0.3%
414116010603		1	0.3%
415105020404		1	0.3%
415106081213		1	0.3%
415110040403		1	0.3%
415114070301		1	0.3%
415115040706		1	0.3%
417102010602		1	0.3%
417103010710		1	0.3%
417107030404		1	0.3%
417109040205		1	0.3%
417201010905		1	0.3%
417202010210		1	0.3%
418104030103		1	0.3%
418201020305		1	0.3%
418202010203		1	0.3%
418209070214		1	0.3%
419204020202		1	0.3%
420107040304		1	0.3%
420108030901		1	0.3%

File : CSEC4K

Final_EA_code: Enumeration Area Unique identifier

Value	Label	Cases	Percentage
422102010506		1	0.3%
422107010808		1	0.3%
423110010602		1	0.3%
424105020201		1	0.3%
426202040101		1	0.3%
427202040214		1	0.3%
428111030515		1	0.3%
432205040203		1	0.3%

Warning: these figures indicate the number of cases found in the data file. They cannot be interpreted as summary statistics of the population of interest.

interview__id: Unique 32-character long identifier of the interview

Information	[Type= discrete] [Format=character] [Missing=*]
Statistics [NW/ W]	[Valid=307 /-] [Invalid=0 /-]

Value	Label	Cases	Percentage
05a0fe0e9f714c0t		1	0.3%
05f078de3c20400		1	0.3%
07ae8f7297234ae		1	0.3%
0878b9ca320646c		1	0.3%
098b64d5f62d444		1	0.3%
09bfa283100c462		1	0.3%
0aee3535b7234e0		1	0.3%
0b08b47250b441c		1	0.3%
0c7be6801de643e		1	0.3%
0d07cf9a197b4ea		1	0.3%
0d35d167e05a48c		1	0.3%
0e0a6e4e61be4e8		1	0.3%
0f26d7f7b06f4b9		1	0.3%
103ae2d40d654ba		1	0.3%
104d7f9eb5cc429		1	0.3%
1058921f8e3e471		1	0.3%
10e47f214cb7482		1	0.3%
1124288a21f7429		1	0.3%
11324295e37b4bc		1	0.3%
120745e30ae2426		1	0.3%
14b0a6db23fb42a		1	0.3%
14c013df40e448d		1	0.3%
1559b44962074f1		1	0.3%
15d825f70832453		1	0.3%
15daaf897d21429		1	0.3%
165176d72b6e412		1	0.3%
179be7cbf9884e0		1	0.3%
17ad285d62d749f		1	0.3%
18cad48cbad4438		1	0.3%
19e17412e1bb43f		1	0.3%

File : CSEC4K

interview__id: Unique 32-character long identifier of the interview

Value	Label	Cases	Percentage
1a7113db20214df		1	0.3%
1abf78b9247749b		1	0.3%
1b8cc2c21714481		1	0.3%
1d1c39bd455d40e		1	0.3%
1eb5ffb1eeb14468		1	0.3%
1f82d12a97c5472		1	0.3%
1f9751e8115d473		1	0.3%
20b3dc70a2ef47ff		1	0.3%
22079ff2853f489c		1	0.3%
22305ac5a3e1460		1	0.3%
2298e1b9396042c		1	0.3%
23f6bb268b504e5		1	0.3%
24dff56428de471e		1	0.3%
2687e3cb2fe0474		1	0.3%
26be7462ce5e43d		1	0.3%
26eef9075b7349a		1	0.3%
26f0c6653b8b4c1		1	0.3%
293ecee7a80a482		1	0.3%
29cc9b2639524c4		1	0.3%
2b8544e9cb7347f		1	0.3%
2bc65237da7d4f7		1	0.3%
2bea2c4985dd4f4		1	0.3%
2c2b89bb4ed2475		1	0.3%
2c4950efbc4f485c		1	0.3%
2c5000cc7fa54dbb		1	0.3%
2c7dff734efc4ccb		1	0.3%
2c8f787219df44a8		1	0.3%
2d21136097a4458		1	0.3%
2f0258e282264dd		1	0.3%
2f3dadda9c4d49b		1	0.3%
303f41c72565478		1	0.3%
30b9d5e1f9fe43dc		1	0.3%
30fa92d582c34ff8		1	0.3%
312a435313e240e		1	0.3%
31a3f66b5452449		1	0.3%
32bb43e6ccef4255		1	0.3%
333db34cb097445		1	0.3%
34533291de9b4e3		1	0.3%
349edf6fc6cb49dc		1	0.3%
34efbcd896549f7		1	0.3%
362ff1525f0b427c		1	0.3%
369a2e686b0641f		1	0.3%
37c7d386630e44f		1	0.3%

File : CSEC4K

interview__id: Unique 32-character long identifier of the interview

Value	Label	Cases	Percentage
391f45ad2d3548e		1	0.3%
39627200a32c462		1	0.3%
39e38a8716404f4		1	0.3%
3a542ba2ee9a46d		1	0.3%
3ac09195350c451		1	0.3%
3b3c7af2481243f		1	0.3%
3ce08aeb981a41a		1	0.3%
3cf0a1fa46ae4682		1	0.3%
3d61703566614f4		1	0.3%
3f41cdc7f4484a90		1	0.3%
40927a9f8da44e0		1	0.3%
41d507da42f24fa		1	0.3%
44c8e8b546fa4e9		1	0.3%
4582b29c263744c		1	0.3%
45e2495043be477		1	0.3%
468987393fd4448		1	0.3%
46bc8364e56f4e2		1	0.3%
481f3d44d4074b5		1	0.3%
49123f99dd9b486		1	0.3%
4936d20fd0be487		1	0.3%
49d2684cbd464ee		1	0.3%
4af38353df164c5		1	0.3%
4b07af9a7bac483		1	0.3%
4b14fdfdc4154af5		1	0.3%
4dd40973252a4df		1	0.3%
4e6fd738620241a		1	0.3%
50a0e9476f3f494		1	0.3%
51986b54676d4e3		1	0.3%
527a88628b1c424		1	0.3%
5300060198c04c3		1	0.3%
53fa8063d7db498		1	0.3%
54d04063673a4a7		1	0.3%
559f5482d2fa4c7		1	0.3%
55b84b9565e6420		1	0.3%
56225232b30346		1	0.3%
57061e3264f8499		1	0.3%
58cf916082f84b1		1	0.3%
58d95fc30734424		1	0.3%
59accfcd4d542a2		1	0.3%
5a30e64718014fc		1	0.3%
5b2bb8ba8da5434		1	0.3%
5b3c6ba74736462		1	0.3%
5c104965b505425		1	0.3%

File : CSEC4K

interview__id: Unique 32-character long identifier of the interview

Value	Label	Cases	Percentage
5c166c1642f340b		1	0.3%
5ed8795ec990433		1	0.3%
5f625ed846014f1		1	0.3%
5f9671150b6c4d8		1	0.3%
5f9c80627104486		1	0.3%
5fd0f31f330a49a7		1	0.3%
608bfd2bd5f8412		1	0.3%
61dc08d3c51a46b		1	0.3%
61e4b68c15e0457		1	0.3%
62af21468f5b4edl		1	0.3%
62f01c4bc6cf48c7		1	0.3%
63ef3bf75fef4be6		1	0.3%
645e8f52e0284da		1	0.3%
652892d80eef4dc		1	0.3%
6576b15a95a0431		1	0.3%
6596c2921b4f49f		1	0.3%
65e342045671412		1	0.3%
663e019dae8f42e		1	0.3%
664e98a3af9c465		1	0.3%
67ac1b9b59384c0		1	0.3%
67d77e0fbf754e2		1	0.3%
68984e8f107b4fc1		1	0.3%
68b87f690c5e4d4		1	0.3%
69fdbce170a3499		1	0.3%
6aac54099d5446c		1	0.3%
6be18dc7379a4d8		1	0.3%
6cb2e1bf1182402		1	0.3%
6d561d7e1bb34b0		1	0.3%
6d6546ea45a24cc		1	0.3%
6e7a08685b68404		1	0.3%
6ec8cecb648e4b6		1	0.3%
6fb3d5bdc87496		1	0.3%
712dd05dfdf54bc		1	0.3%
73b6584e55df47e		1	0.3%
73edb914e5ec4a6		1	0.3%
74879a94288749c		1	0.3%
75df2b5c7d6b492		1	0.3%
76a347dba3c945d		1	0.3%
77b63a2a3a5846c		1	0.3%
78b1f1144ce740d		1	0.3%
7934cfadf18a4020		1	0.3%
7a92a755edec4d6		1	0.3%
7af284e10f40460		1	0.3%

File : CSEC4K

interview__id: Unique 32-character long identifier of the interview

Value	Label	Cases	Percentage
7b71511069ca41c		1	0.3%
7b91ac7196d446f		1	0.3%
7ceaac984dc4433		1	0.3%
7f25311583624b7		1	0.3%
80c5e48699bc48b		1	0.3%
81def38cfed24edc		1	0.3%
81f2300746cc4b0		1	0.3%
824efbe20846431		1	0.3%
825a4d9c10674fb		1	0.3%
82e2ee46332f4f5c		1	0.3%
865a0a2dd0d442a		1	0.3%
87d1a29404f2409		1	0.3%
8b2193d437e6485		1	0.3%
8c60b24c5d69455		1	0.3%
8da56015c708420		1	0.3%
8ed0e75643204d2		1	0.3%
8f69cfcd9bea4a2a		1	0.3%
909b86e277fe480		1	0.3%
91e89e7118c041f		1	0.3%
92722375ee7a482		1	0.3%
93268921598f4e9		1	0.3%
942d21651db145e		1	0.3%
94a28a335ad8409		1	0.3%
94ae3c15a2df4270		1	0.3%
94d6a92de2aa418		1	0.3%
94e8fb8cab7846d		1	0.3%
977cf8b59c214cd		1	0.3%
9836e079cdd949e		1	0.3%
987cf3a3f3f04a53		1	0.3%
989fa310b635456		1	0.3%
98c92ebc81274b4		1	0.3%
98ff8b8f6835485f		1	0.3%
991ea35afb8c4a5b		1	0.3%
9ae38f33171f4fb8		1	0.3%
9b29a92d6753467		1	0.3%
9c42c15316c0441		1	0.3%
9c877a6abcc44e2		1	0.3%
9ecbe56df9f249d3		1	0.3%
9ef24898f0e04e6f		1	0.3%
a03a17e845b8444		1	0.3%
a0525377534b48f		1	0.3%
a221543631f5448		1	0.3%
a29bda3a56964ba		1	0.3%

File : CSEC4K

interview__id: Unique 32-character long identifier of the interview

Value	Label	Cases	Percentage
a3908ba3b92f4fe1		1	0.3%
a4729f20438e493		1	0.3%
a5e08a9b2416439		1	0.3%
a93651e6ad8d4de		1	0.3%
a9b092b3952f4ec		1	0.3%
aeefbdde40724ba		1	0.3%
b00970f7c1fd483		1	0.3%
b0b5ef4a81ee422		1	0.3%
b0cd107e76604c5		1	0.3%
b105a36a56b84f6		1	0.3%
b136b27d911942		1	0.3%
b137ae14a69249f		1	0.3%
b2e36352f5d9409		1	0.3%
b330812745fa4e7		1	0.3%
b341d8d4669945		1	0.3%
b4251f797f5f478		1	0.3%
b562c88957c5417		1	0.3%
b59699570a7a45a		1	0.3%
b60db776f7044c0		1	0.3%
b6beade8c2fb4ba		1	0.3%
b6c120c8e36f4d4		1	0.3%
b71b6b7c544e41f		1	0.3%
b92db033a86e4ab		1	0.3%
bad2132fae8a424		1	0.3%
bb6db2bb7e894ee		1	0.3%
bb91dac00ca941a		1	0.3%
bbb3f63e02a24e3		1	0.3%
bbd5aebfc1a54cfe		1	0.3%
bcc6e03bb2a5433		1	0.3%
bcf4623a365e435		1	0.3%
bfade52afbbe499		1	0.3%
bfc868c5c591428		1	0.3%
c015bae305344f9		1	0.3%
c14a86da4ace406		1	0.3%
c1a22955cf934b9		1	0.3%
c208d41946924e2		1	0.3%
c2a083238ac94fc		1	0.3%
c3356144806643		1	0.3%
c40d2554992447		1	0.3%
c5a985e708a7459		1	0.3%
c7bcab112852484		1	0.3%
c997c4379310457		1	0.3%
c9f3e3b01148416		1	0.3%

File : CSEC4K

interview__id: Unique 32-character long identifier of the interview

Value	Label	Cases	Percentage
ca4736d2f7a74a89		1	0.3%
caa6f80f888744d0		1	0.3%
cbe3a418c67c437		1	0.3%
cc8047dc8a484aa		1	0.3%
cd1474d77fac421		1	0.3%
ce05dd69d60e43e		1	0.3%
ce31748c847d40a		1	0.3%
cedfce2c57e641d1		1	0.3%
d091d72bf34743f		1	0.3%
d4b645c8dabe4a1		1	0.3%
d4e9ef0dc2b74bf2		1	0.3%
d56d66a6c7584c2		1	0.3%
d63a27ac1a6d4af3		1	0.3%
d63ba4eb8a1c4a0		1	0.3%
d6aa486f005240b		1	0.3%
d7b1236aabb94f6		1	0.3%
d7df893335d04af		1	0.3%
d84f5f9e3a694d3c		1	0.3%
d8e480e0083545f		1	0.3%
d983e831143f41a		1	0.3%
da5e5ab5a00e480		1	0.3%
da7a73e6a465427		1	0.3%
db979bdcd2e148f		1	0.3%
dc1776a9a0e14f4		1	0.3%
dda5335ce205431		1	0.3%
df04ee2c0e3a4107		1	0.3%
dfbc222d6117426		1	0.3%
e106494d0ae84f2		1	0.3%
e23a30e088d1453		1	0.3%
e24222c61b9f456		1	0.3%
e282714b05cb42t		1	0.3%
e3166e34b04d473		1	0.3%
e4d52a1c0a1148d		1	0.3%
e4ddc650064a4c0		1	0.3%
e614b8ae67d44c8		1	0.3%
e61b5559a1b4404		1	0.3%
e6d0819875ec42e		1	0.3%
e77d4f6292d2475		1	0.3%
e86a2ea031ca4f9c		1	0.3%
e8b86f9566254e7		1	0.3%
e90883e23667495		1	0.3%
e9acfec9f50e43a8		1	0.3%
e9e027640d2a450		1	0.3%

File : CSEC4K

interview__id: Unique 32-character long identifier of the interview

Value	Label	Cases	Percentage
e9ee6e0d15b54db		1	<div></div> 0.3%
eb8f3695097d4ec		1	<div></div> 0.3%
ebb0b322a786451		1	<div></div> 0.3%
ed628650c92d451		1	<div></div> 0.3%
ee245be814ce483		1	<div></div> 0.3%
ef0a2c1050d9446		1	<div></div> 0.3%
f11ff6935d374a37		1	<div></div> 0.3%
f2753e0a1ee1407a		1	<div></div> 0.3%
f310f9362b1e429c		1	<div></div> 0.3%
f4f37a3e35c44dc4		1	<div></div> 0.3%
f7c8666f68b2434a		1	<div></div> 0.3%
fa6d43e574104db		1	<div></div> 0.3%
fad0449bb4f0427b		1	<div></div> 0.3%
fbdb75a9b0ab4f6c		1	<div></div> 0.3%
fc8c4458e87f4d78		1	<div></div> 0.3%
fd96d6f934ab457c		1	<div></div> 0.3%
fe36e5eff69c4cb2		1	<div></div> 0.3%
ff38ebd77e0b421a		1	<div></div> 0.3%
ffc83c8361694f80		1	<div></div> 0.3%

Warning: these figures indicate the number of cases found in the data file. They cannot be interpreted as summary statistics of the population of interest.

s4kq93: 93. Does the health facility have public toilets/latrines?

Information	[Type= discrete] [Format=numeric] [Range= 1-2] [Missing=*]		
Statistics [NW/ W]	[Valid=230 /-] [Invalid=77 /-]		
Value	Label	Cases	Percentage
1	Yes	226	<div></div> 98.3%
2	No	4	<div></div> 1.7%
Sysmiss		77	

Warning: these figures indicate the number of cases found in the data file. They cannot be interpreted as summary statistics of the population of interest.

s4kq94: 94. What is the main type of toilet available?

Information	[Type= discrete] [Format=numeric] [Range= 1-96] [Missing=*]		
Statistics [NW/ W]	[Valid=226 /-] [Invalid=81 /-]		
Value	Label	Cases	Percentage
1	Flush water	6	<div></div> 2.7%
2	VIP pit latrine	159	<div></div> 70.4%
3	Ordinary pit latrine	58	<div></div> 25.7%
96	Other	3	<div></div> 1.3%
Sysmiss		81	

Warning: these figures indicate the number of cases found in the data file. They cannot be interpreted as summary statistics of the population of interest.

s4kq95: 95. What is the condition of the toilet?

Information	[Type= discrete] [Format=numeric] [Range= 1-4] [Missing=*]		
Statistics [NW/ W]	[Valid=226 /-] [Invalid=81 /-]		

File : CSEC4K

s4kq95: 95. What is the condition of the toilet?

Value	Label	Cases	Percentage
1	Good	107	<div><div></div></div> 47.3%
2	Fair	90	<div><div></div></div> 39.8%
3	Poor	29	<div><div></div></div> 12.8%
4	Not in Use	0	
Sysmiss		81	

Warning: these figures indicate the number of cases found in the data file. They cannot be interpreted as summary statistics of the population of interest.

s4kq96: 96. Are the toilets/latrines adequate?

Information	[Type= discrete] [Format=numeric] [Range= 1-3] [Missing=*]		
Statistics [NW/ W]	[Valid=226 /-] [Invalid=81 /-]		
Value	Label	Cases	Percentage
1	Yes	159	<div><div></div></div> 70.4%
2	No	67	<div><div></div></div> 29.6%
3	Not Applicable	0	
Sysmiss		81	

Warning: these figures indicate the number of cases found in the data file. They cannot be interpreted as summary statistics of the population of interest.

s4kq97a: 97a. Are there hand washing facilities to be used in the TOILETS?

Information	[Type= discrete] [Format=numeric] [Range= 1-3] [Missing=*]		
Statistics [NW/ W]	[Valid=226 /-] [Invalid=81 /-]		
Value	Label	Cases	Percentage
1	Present with soap	99	<div><div></div></div> 43.8%
2	Present without soap	66	<div><div></div></div> 29.2%
3	No hand washing facilities	61	<div><div></div></div> 27.0%
Sysmiss		81	

Warning: these figures indicate the number of cases found in the data file. They cannot be interpreted as summary statistics of the population of interest.

s4kq97b: 97b. Are there hand washing facilities to be used in the BATHROOMS?

Information	[Type= discrete] [Format=numeric] [Range= 1-3] [Missing=*]		
Statistics [NW/ W]	[Valid=226 /-] [Invalid=81 /-]		
Value	Label	Cases	Percentage
1	Present with soap	53	<div><div></div></div> 23.5%
2	Present without soap	43	<div><div></div></div> 19.0%
3	No hand washing facilities	130	<div><div></div></div> 57.5%
Sysmiss		81	

Warning: these figures indicate the number of cases found in the data file. They cannot be interpreted as summary statistics of the population of interest.

s4kq98: 98. Does the facility have separate sanitary facilities for women and men?










Information	[Type= discrete] [Format=numeric] [Range= 1-2] [Missing=*]		
Statistics [NW/ W]	[Valid=225 /-] [Invalid=82 /-]		
Value	Label	Cases	Percentage
1	Yes	176	<div><div></div></div> 78.2%
2	No	49	<div><div></div></div> 21.8%
Sysmiss		82	

Warning: these figures indicate the number of cases found in the data file. They cannot be interpreted as summary statistics of the population of interest.

File : CSEC4K

s4kq99a: 99a. How many toilet/latrine stances are for females?









Information	[Type= discrete] [Format=numeric] [Range= 1-9] [Missing=*]
Statistics [NW/ W]	[Valid=176 /-] [Invalid=131 /-] [Mean=2.455 /-] [StdDev=1.504 /-]

Value	Label	Cases	Percentage
1		52	 29.5%
2		59	 33.5%
3		29	 16.5%
4		20	 11.4%
5		8	 4.5%
6		4	 2.3%
7		2	 1.1%
8		1	 0.6%
9		1	 0.6%
Sysmiss		131	

Warning: these figures indicate the number of cases found in the data file. They cannot be interpreted as summary statistics of the population of interest.

s4kq99b: 99b. How many toilet/latrine stances are for males?



Information	[Type= discrete] [Format=numeric] [Range= 1-11] [Missing=*]
Statistics [NW/ W]	[Valid=176 /-] [Invalid=131 /-] [Mean=2.324 /-] [StdDev=1.55 /-]

Value	Label	Cases	Percentage
1		61	 34.7%
2		59	 33.5%
3		25	 14.2%
4		16	 9.1%
5		7	 4.0%
6		6	 3.4%
9		1	 0.6%
11		1	 0.6%
Sysmiss		131	

Warning: these figures indicate the number of cases found in the data file. They cannot be interpreted as summary statistics of the population of interest.

s4kq100a: 100a. Are there GARBAGE WASTE disposal facilities

Information	[Type= discrete] [Format=numeric] [Range= 1-2] [Missing=*]
Statistics [NW/ W]	[Valid=229 /-] [Invalid=78 /-]

Value	Label	Cases	Percentage
1	Yes	185	 80.8%
2	No	44	 19.2%
Sysmiss		78	

Warning: these figures indicate the number of cases found in the data file. They cannot be interpreted as summary statistics of the population of interest.

s4kq100b: 100b. Are there MEDICAL WASTE disposal facilities?

Information	[Type= discrete] [Format=numeric] [Range= 1-2] [Missing=*]
Statistics [NW/ W]	[Valid=229 /-] [Invalid=78 /-]

Value	Label	Cases	Percentage
1	Yes	195	 85.2%
2	No	34	 14.8%

File : CSEC4K

s4kq100b: 100b.Are there MEDICAL WASTE disposal facilities?

Value	Label	Cases	Percentage
Sysmiss		78	
<i>Warning: these figures indicate the number of cases found in the data file. They cannot be interpreted as summary statistics of the population of interest.</i>			

s4kq100c: 100c. Are there BOTH, GARBAGE AND MEDICAL WASTE, disposal facilities?

Information	[Type= discrete] [Format=numeric] [Range= 1-2] [Missing=*]
Statistics [NW/ W]	[Valid=229 /-] [Invalid=78 /-]

Value	Label	Cases	Percentage
1	Yes	119	52.0%
2	No	110	48.0%
Sysmiss		78	
<i>Warning: these figures indicate the number of cases found in the data file. They cannot be interpreted as summary statistics of the population of interest.</i>			

s4kq101: 101. What is the type of facility used?

Information	[Type= discrete] [Format=numeric] [Range= 1-96] [Missing=*]
Statistics [NW/ W]	[Valid=228 /-] [Invalid=79 /-]

Value	Label	Cases	Percentage
1	Pit	205	89.9%
2	Skip	9	3.9%
3	Bush	0	
96	Other	14	6.1%
Sysmiss		79	
<i>Warning: these figures indicate the number of cases found in the data file. They cannot be interpreted as summary statistics of the population of interest.</i>			

File : CSEC4L

Final_EA_code: Enumeration Area Unique identifier

Information [Type= discrete] [Format=character] [Missing=*]

Statistics [NW/ W] [Valid=2149 /-] [Invalid=0 /-]

Value	Label	Cases	Percentage
101204020501		7	0.3%
102101040201		7	0.3%
102101080210		7	0.3%
102102020513		7	0.3%
102102050406		7	0.3%
102102060108		7	0.3%
102102080506		7	0.3%
102103010916		7	0.3%
102103041252		7	0.3%
102103050203		7	0.3%
102103050439		7	0.3%
102103060631		7	0.3%
102103080303		7	0.3%
102103120844		7	0.3%
102104010236		7	0.3%
102104020103		7	0.3%
102104020313		7	0.3%
102104081332		7	0.3%
102104163014		7	0.3%
102104190357		7	0.3%
102105010613		7	0.3%
102105030701		7	0.3%
102105040650		7	0.3%
102105100433		7	0.3%
102105130528		7	0.3%
102105150507		7	0.3%
103105050501		7	0.3%
103107020109		7	0.3%
104102040606		7	0.3%
104104030820		7	0.3%
104105040311		7	0.3%
104208040401		7	0.3%
105105020108		7	0.3%
106101010605		7	0.3%
106101090206		7	0.3%
106106060103		7	0.3%
107202060102		7	0.3%
107302030503		7	0.3%
107305070203		7	0.3%
107402030203		7	0.3%
107403060301		7	0.3%

File : CSEC4L

Final_EA_code: Enumeration Area Unique identifier

Value	Label	Cases	Percentage
108106030909		7	0.3%
108301010115		7	0.3%
108301050512		7	0.3%
110203060109		7	0.3%
110204010703		7	0.3%
110206030911		7	0.3%
110207040309		7	0.3%
110305010603		7	0.3%
110306010205		7	0.3%
111102010811		7	0.3%
111202040320		7	0.3%
111202061528		7	0.3%
112102030202		7	0.3%
112104021001		7	0.3%
112204030107		7	0.3%
113105040201		7	0.3%
113105050532		7	0.3%
113111020505		7	0.3%
113113020418		7	0.3%
113113060242		7	0.3%
113301010130		7	0.3%
113301050411		7	0.3%
113406060107		7	0.3%
113604010110		7	0.3%
115103020402		7	0.3%
115104030401		7	0.3%
115202070303		7	0.3%
115206030602		7	0.3%
115303040507		7	0.3%
115303050716		7	0.3%
116102050101		7	0.3%
117106050206		7	0.3%
117201050401		7	0.3%
117202080201		7	0.3%
117301041130		7	0.3%
117301041137		7	0.3%
117302030901		7	0.3%
117302060527		7	0.3%
118101041020		7	0.3%
119104030404		7	0.3%
120106010101		7	0.3%
122102060404		7	0.3%
122105020311		7	0.3%

File : CSEC4L

Final_EA_code: Enumeration Area Unique identifier

Value	Label	Cases	Percentage
122106021812		7	0.3%
123110030105		7	0.3%
124101050211		7	0.3%
124101050312		7	0.3%
124103021620		7	0.3%
124104040103		7	0.3%
124107010620		7	0.3%
124108021108		7	0.3%
125105010702		7	0.3%
201203010310		7	0.3%
201206020507		7	0.3%
201210090210		7	0.3%
202205030602		7	0.3%
203202030310		7	0.3%
203202040303		7	0.3%
203301010111		7	0.3%
204101030213		7	0.3%
204102040514		7	0.3%
204203010514		7	0.3%
204301010302		7	0.3%
204301020206		7	0.3%
204301030308		7	0.3%
204302051318		7	0.3%
205101020309		7	0.3%
205101030109		7	0.3%
205107030213		7	0.3%
207104010604		7	0.3%
208102140202		7	0.3%
208107130101		7	0.3%
208202080102		7	0.3%
209201010506		7	0.3%
210306040101		7	0.3%
210306040102		7	0.3%
211105030205		7	0.3%
211106070404		7	0.3%
211107030208		7	0.3%
212104030611		7	0.3%
212105040709		7	0.3%
212202010105		7	0.3%
212305020404		7	0.3%
214101040303		7	0.3%
214101060404		7	0.3%
214102020611		7	0.3%

File : CSEC4L

Final_EA_code: Enumeration Area Unique identifier

Value	Label	Cases	Percentage
214108010504		7	0.3%
214113010305		7	0.3%
214114030515		7	0.3%
215109020818		7	0.3%
215115020203		7	0.3%
215120020808		7	0.3%
216202030604		7	0.3%
218103021305		7	0.3%
218115040101		7	0.3%
219103120104		7	0.3%
219103170202		7	0.3%
221109020302		7	0.3%
221109050505		7	0.3%
222111021102		7	0.3%
223108100606		7	0.3%
223120020410		7	0.3%
223121010401		7	0.3%
223121030202		7	0.3%
223126011515		7	0.3%
223128010204		7	0.3%
223135040509		7	0.3%
224105051111		7	0.3%
225103041522		7	0.3%
225114032604		7	0.3%
226101010214		7	0.3%
226102050810		7	0.3%
226104040305		7	0.3%
226105051005		7	0.3%
228102030405		7	0.3%
229104021009		7	0.3%
230105010304		7	0.3%
230105040506		7	0.3%
230109050511		7	0.3%
232101040606		7	0.3%
232203040502		7	0.3%
302101021503		7	0.3%
302201050803		7	0.3%
302204050508		7	0.3%
302205050202		7	0.3%
302303070505		7	0.3%
303201020510		7	0.3%
303202060606		7	0.3%
303204050605		7	0.3%

File : CSEC4L

Final_EA_code: Enumeration Area Unique identifier

Value	Label	Cases	Percentage
303402040806		7	0.3%
303404010207		7	0.3%
303404030404		7	0.3%
303405070316		7	0.3%
303405071314		7	0.3%
303503041111		7	0.3%
303504020504		7	0.3%
304102010107		7	0.3%
304204020110		7	0.3%
304301040405		7	0.3%
306201010103		7	0.3%
306203010305		7	0.3%
306204010301		7	0.3%
306204020605		7	0.3%
307108020605		7	0.3%
307108030304		7	0.3%
307108030708		7	0.3%
307108030908		7	0.3%
307202030201		7	0.3%
308102060619		7	0.3%
309103050101		7	0.3%
309104050403		7	0.3%
309204060609		7	0.3%
310102021618		7	0.3%
310202030204		7	0.3%
310306030909		7	0.3%
310306040802		7	0.3%
310306041001		7	0.3%
311102010107		7	0.3%
311103020202		7	0.3%
311105051111		7	0.3%
311202010102		7	0.3%
312105020216		7	0.3%
313102050501		7	0.3%
313104010108		7	0.3%
314101030304		7	0.3%
314103040301		7	0.3%
314105010202		7	0.3%
315105030209		7	0.3%
317101010205		7	0.3%
317103020201		7	0.3%
317107051210		7	0.3%
318102020202		7	0.3%

File : CSEC4L

Final_EA_code: Enumeration Area Unique identifier

Value	Label	Cases	Percentage
318103020406		7	0.3%
318112010303		7	0.3%
318114020701		7	0.3%
318116050101		7	0.3%
319105080306		7	0.3%
319107020203		7	0.3%
319203030409		7	0.3%
320102020601		7	0.3%
320102040601		7	0.3%
320108080103		7	0.3%
321103040514		7	0.3%
321105050214		7	0.3%
321106010504		7	0.3%
321107061709		7	0.3%
322108020610		7	0.3%
322111041206		7	0.3%
323104030201		7	0.3%
323106040915		7	0.3%
323108030411		7	0.3%
324101011403		7	0.3%
324104010503		7	0.3%
325101020514		7	0.3%
325103060113		7	0.3%
325103060210		7	0.3%
325107010301		7	0.3%
327103030510		7	0.3%
327106020513		7	0.3%
329106020616		7	0.3%
330107010101		7	0.3%
330110010403		7	0.3%
402208050714		7	0.3%
402210030714		7	0.3%
403101020501		7	0.3%
403105050205		7	0.3%
403201020515		7	0.3%
403301030215		7	0.3%
404102030405		7	0.3%
404207040904		7	0.3%
404403030304		7	0.3%
405104020509		7	0.3%
405203030403		7	0.3%
405211011114		7	0.3%
405301040904		7	0.3%

File : CSEC4L

Final_EA_code: Enumeration Area Unique identifier

Value	Label	Cases	Percentage
405302030405		7	0.3%
406108040102		7	0.3%
406201020310		7	0.3%
406210060603		7	0.3%
406212010207		7	0.3%
406303070608		7	0.3%
407106021906		7	0.3%
408102011215		7	0.3%
408112020621		7	0.3%
408113040517		7	0.3%
409101040104		7	0.3%
409203050902		7	0.3%
409301030405		7	0.3%
410101040507		7	0.3%
410201010654		7	0.3%
410201010733		7	0.3%
410303060103		7	0.3%
411203020101		7	0.3%
411302020404		7	0.3%
411402020404		7	0.3%
411403030809		7	0.3%
412103070506		7	0.3%
412201070408		7	0.3%
412203040507		7	0.3%
414116010603		7	0.3%
415105020404		7	0.3%
415106081213		7	0.3%
415110040403		7	0.3%
415114070301		7	0.3%
415115040706		7	0.3%
417102010602		7	0.3%
417103010710		7	0.3%
417107030404		7	0.3%
417109040205		7	0.3%
417201010905		7	0.3%
417202010210		7	0.3%
418104030103		7	0.3%
418201020305		7	0.3%
418202010203		7	0.3%
418209070214		7	0.3%
419204020202		7	0.3%
420107040304		7	0.3%
420108030901		7	0.3%

File : CSEC4L

Final_EA_code: Enumeration Area Unique identifier

Value	Label	Cases	Percentage
422102010506		7	0.3%
422107010808		7	0.3%
423110010602		7	0.3%
424105020201		7	0.3%
426202040101		7	0.3%
427202040214		7	0.3%
428111030515		7	0.3%
432205040203		7	0.3%

Warning: these figures indicate the number of cases found in the data file. They cannot be interpreted as summary statistics of the population of interest.

interview__id: Unique 32-character long identifier of the interview

Information	[Type= discrete] [Format=character] [Missing=*]
Statistics [NW/ W]	[Valid=2149 /-] [Invalid=0 /-]

Value	Label	Cases	Percentage
05a0fe0e9f714c0t		7	0.3%
05f078de3c20400		7	0.3%
07ae8f7297234ae		7	0.3%
0878b9ca320646c		7	0.3%
098b64d5f62d444		7	0.3%
09bfa283100c462		7	0.3%
0aee3535b7234e0		7	0.3%
0b08b47250b441c		7	0.3%
0c7be6801de643e		7	0.3%
0d07cf9a197b4ea		7	0.3%
0d35d167e05a48c		7	0.3%
0e0a6e4e61be4e8		7	0.3%
0f26d7f7b06f4b9		7	0.3%
103ae2d40d654ba		7	0.3%
104d7f9eb5cc429		7	0.3%
1058921f8e3e471		7	0.3%
10e47f214cb7482		7	0.3%
1124288a21f7429		7	0.3%
11324295e37b4bc		7	0.3%
120745e30ae2426		7	0.3%
14b0a6db23fb42a		7	0.3%
14c013df40e448d		7	0.3%
1559b44962074f1		7	0.3%
15d825f70832453		7	0.3%
15daaf897d21429		7	0.3%
165176d72b6e412		7	0.3%
179be7cbf9884e0		7	0.3%
17ad285d62d7495		7	0.3%
18cad48cbad4438		7	0.3%
19e17412e1bb43c		7	0.3%

File : CSEC4L

interview__id: Unique 32-character long identifier of the interview

Value	Label	Cases	Percentage
1a7113db20214df		7	0.3%
1abf78b9247749b		7	0.3%
1b8cc2c21714481		7	0.3%
1d1c39bd455d40e		7	0.3%
1eb5ffb1eeb14468		7	0.3%
1f82d12a97c5472		7	0.3%
1f9751e8115d473		7	0.3%
20b3dc70a2ef47ff		7	0.3%
22079ff2853f489c		7	0.3%
22305ac5a3e1460		7	0.3%
2298e1b9396042c		7	0.3%
23f6bb268b504e5		7	0.3%
24dff56428de471e		7	0.3%
2687e3cb2fe0474		7	0.3%
26be7462ce5e43d		7	0.3%
26eef9075b7349a		7	0.3%
26f0c6653b8b4c1		7	0.3%
293ecee7a80a482		7	0.3%
29cc9b2639524c4		7	0.3%
2b8544e9cb7347f		7	0.3%
2bc65237da7d4f7		7	0.3%
2bea2c4985dd4f4		7	0.3%
2c2b89bb4ed2475		7	0.3%
2c4950efbc4f485c		7	0.3%
2c5000cc7fa54dbb		7	0.3%
2c7dff734efc4ccb		7	0.3%
2c8f787219df44a8		7	0.3%
2d21136097a4458		7	0.3%
2f0258e282264dd		7	0.3%
2f3dadda9c4d49b		7	0.3%
303f41c72565478		7	0.3%
30b9d5e1f9fe43dc		7	0.3%
30fa92d582c34ff8		7	0.3%
312a435313e240e		7	0.3%
31a3f66b5452449		7	0.3%
32bb43e6ccef4255		7	0.3%
333db34cb097445		7	0.3%
34533291de9b4e3		7	0.3%
349edf6fc6cb49dc		7	0.3%
34efbcd896549f7		7	0.3%
362ff1525f0b427c		7	0.3%
369a2e686b0641f		7	0.3%
37c7d386630e44f		7	0.3%

File : CSEC4L

interview__id: Unique 32-character long identifier of the interview

Value	Label	Cases	Percentage
391f45ad2d3548e		7	0.3%
39627200a32c462		7	0.3%
39e38a8716404f4		7	0.3%
3a542ba2ee9a46d		7	0.3%
3ac09195350c451		7	0.3%
3b3c7af2481243f		7	0.3%
3ce08aeb981a41a		7	0.3%
3cf0a1fa46ae4682		7	0.3%
3d61703566614f4		7	0.3%
3f41cdc7f4484a90		7	0.3%
40927a9f8da44e0		7	0.3%
41d507da42f24fa		7	0.3%
44c8e8b546fa4e9		7	0.3%
4582b29c263744c		7	0.3%
45e2495043be477		7	0.3%
468987393fd4448		7	0.3%
46bc8364e56f4e2		7	0.3%
481f3d44d4074b5		7	0.3%
49123f99dd9b486		7	0.3%
4936d20fd0be487		7	0.3%
49d2684cbd464ee		7	0.3%
4af38353df164c5		7	0.3%
4b07af9a7bac483		7	0.3%
4b14fdfdc4154af5		7	0.3%
4dd40973252a4df		7	0.3%
4e6fd738620241a		7	0.3%
50a0e9476f3f494		7	0.3%
51986b54676d4e3		7	0.3%
527a88628b1c424		7	0.3%
5300060198c04c3		7	0.3%
53fa8063d7db498		7	0.3%
54d04063673a4a7		7	0.3%
559f5482d2fa4c7		7	0.3%
55b84b9565e6420		7	0.3%
56225232b30346		7	0.3%
57061e3264f8499		7	0.3%
58cf916082f84b1		7	0.3%
58d95fc30734424		7	0.3%
59accfcd4d542a7		7	0.3%
5a30e64718014fc		7	0.3%
5b2bb8ba8da5434		7	0.3%
5b3c6ba74736462		7	0.3%
5c104965b505425		7	0.3%

File : CSEC4L

interview__id: Unique 32-character long identifier of the interview

Value	Label	Cases	Percentage
5c166c1642f340b		7	0.3%
5ed8795ec990433		7	0.3%
5f625ed846014f1		7	0.3%
5f9671150b6c4d8		7	0.3%
5f9c80627104486		7	0.3%
5fd0f31f330a49a7		7	0.3%
608bfd2bd5f8412		7	0.3%
61dc08d3c51a46b		7	0.3%
61e4b68c15e0457		7	0.3%
62af21468f5b4edl		7	0.3%
62f01c4bc6cf48c7		7	0.3%
63ef3bf75fef4be6		7	0.3%
645e8f52e0284da		7	0.3%
652892d80eef4dc		7	0.3%
6576b15a95a0431		7	0.3%
6596c2921b4f49f		7	0.3%
65e342045671412		7	0.3%
663e019dae8f42e		7	0.3%
664e98a3af9c465		7	0.3%
67ac1b9b59384c0		7	0.3%
67d77e0fbf754e2		7	0.3%
68984e8f107b4fc1		7	0.3%
68b87f690c5e4d4		7	0.3%
69fdbce170a3499		7	0.3%
6aac54099d5446c		7	0.3%
6be18dc7379a4d8		7	0.3%
6cb2e1bf1182402		7	0.3%
6d561d7e1bb34b0		7	0.3%
6d6546ea45a24cc		7	0.3%
6e7a08685b68404		7	0.3%
6ec8cecb648e4b6		7	0.3%
6fb3d5bdc87496		7	0.3%
712dd05dfdf54bc		7	0.3%
73b6584e55df47e		7	0.3%
73edb914e5ec4a6		7	0.3%
74879a94288749c		7	0.3%
75df2b5c7d6b492		7	0.3%
76a347dba3c945d		7	0.3%
77b63a2a3a5846c		7	0.3%
78b1f1144ce740d		7	0.3%
7934cfadf18a4020		7	0.3%
7a92a755edec4d6		7	0.3%
7af284e10f40460		7	0.3%

File : CSEC4L

interview__id: Unique 32-character long identifier of the interview

Value	Label	Cases	Percentage
7b71511069ca41c		7	0.3%
7b91ac7196d446f		7	0.3%
7ceaac984dc4433		7	0.3%
7f25311583624b7		7	0.3%
80c5e48699bc48b		7	0.3%
81def38cfed24edc		7	0.3%
81f2300746cc4b0		7	0.3%
824efbe20846431		7	0.3%
825a4d9c10674fb		7	0.3%
82e2ee46332f4f5c		7	0.3%
865a0a2dd0d442a		7	0.3%
87d1a29404f2409		7	0.3%
8b2193d437e6485		7	0.3%
8c60b24c5d69455		7	0.3%
8da56015c708420		7	0.3%
8ed0e75643204d2		7	0.3%
8f69cfcd9bea4a2a		7	0.3%
909b86e277fe480		7	0.3%
91e89e7118c041f		7	0.3%
92722375ee7a482		7	0.3%
93268921598f4e9		7	0.3%
942d21651db145e		7	0.3%
94a28a335ad8409		7	0.3%
94ae3c15a2df4270		7	0.3%
94d6a92de2aa418		7	0.3%
94e8fb8cab7846d		7	0.3%
977cf8b59c214cd		7	0.3%
9836e079cdd949e		7	0.3%
987cf3a3f3f04a53		7	0.3%
989fa310b635456		7	0.3%
98c92ebc81274b4		7	0.3%
98ff8b8f6835485f		7	0.3%
991ea35afb8c4a5f		7	0.3%
9ae38f33171f4fb8		7	0.3%
9b29a92d6753467		7	0.3%
9c42c15316c0441		7	0.3%
9c877a6abcc44e2		7	0.3%
9ecbe56df9f249d5		7	0.3%
9ef24898f0e04e6f		7	0.3%
a03a17e845b8444		7	0.3%
a0525377534b48f		7	0.3%
a221543631f5448		7	0.3%
a29bda3a56964ba		7	0.3%

File : CSEC4L

interview__id: Unique 32-character long identifier of the interview

Value	Label	Cases	Percentage
a3908ba3b92f4fe1		7	0.3%
a4729f20438e493		7	0.3%
a5e08a9b2416439		7	0.3%
a93651e6ad8d4de		7	0.3%
a9b092b3952f4ec		7	0.3%
aeefbdde40724ba		7	0.3%
b00970f7c1fd483		7	0.3%
b0b5ef4a81ee422		7	0.3%
b0cd107e76604c5		7	0.3%
b105a36a56b84f6		7	0.3%
b136b27d911942		7	0.3%
b137ae14a69249f		7	0.3%
b2e36352f5d9409		7	0.3%
b330812745fa4e7		7	0.3%
b341d8d4669945		7	0.3%
b4251f797f5f478		7	0.3%
b562c88957c5417		7	0.3%
b59699570a7a45a		7	0.3%
b60db776f7044c0		7	0.3%
b6beade8c2fb4ba		7	0.3%
b6c120c8e36f4d4		7	0.3%
b71b6b7c544e41f		7	0.3%
b92db033a86e4ab		7	0.3%
bad2132fae8a424		7	0.3%
bb6db2bb7e894ee		7	0.3%
bb91dac00ca941a		7	0.3%
bbb3f63e02a24e3		7	0.3%
bbd5aebfc1a54cfe		7	0.3%
bcc6e03bb2a5433		7	0.3%
bcf4623a365e435		7	0.3%
bfade52afbbe499		7	0.3%
bfc868c5c591428		7	0.3%
c015bae305344f9		7	0.3%
c14a86da4ace406		7	0.3%
c1a22955cf934b9		7	0.3%
c208d41946924e2		7	0.3%
c2a083238ac94fc		7	0.3%
c3356144806643		7	0.3%
c40d2554992447		7	0.3%
c5a985e708a7459		7	0.3%
c7bcab112852484		7	0.3%
c997c4379310457		7	0.3%
c9f3e3b01148416		7	0.3%

File : CSEC4L

interview__id: Unique 32-character long identifier of the interview

Value	Label	Cases	Percentage
ca4736d2f7a74a89		7	0.3%
caa6f80f888744d0		7	0.3%
cbe3a418c67c437		7	0.3%
cc8047dc8a484aa		7	0.3%
cd1474d77fac421		7	0.3%
ce05dd69d60e43e		7	0.3%
ce31748c847d40a		7	0.3%
cedfce2c57e641d1		7	0.3%
d091d72bf34743f		7	0.3%
d4b645c8dabe4a1		7	0.3%
d4e9ef0dc2b74bf2		7	0.3%
d56d66a6c7584c2		7	0.3%
d63a27ac1a6d4af3		7	0.3%
d63ba4eb8a1c4a0		7	0.3%
d6aa486f005240b		7	0.3%
d7b1236aabb94f6		7	0.3%
d7df893335d04af		7	0.3%
d84f5f9e3a694d3c		7	0.3%
d8e480e0083545f		7	0.3%
d983e831143f41a		7	0.3%
da5e5ab5a00e480		7	0.3%
da7a73e6a465427		7	0.3%
db979bdcd2e148f		7	0.3%
dc1776a9a0e14f4		7	0.3%
dda5335ce205431		7	0.3%
df04ee2c0e3a4107		7	0.3%
dfbc222d6117426		7	0.3%
e106494d0ae84f2		7	0.3%
e23a30e088d1453		7	0.3%
e24222c61b9f456		7	0.3%
e282714b05cb42t		7	0.3%
e3166e34b04d473		7	0.3%
e4d52a1c0a1148d		7	0.3%
e4ddc650064a4c0		7	0.3%
e614b8ae67d44c8		7	0.3%
e61b5559a1b4404		7	0.3%
e6d0819875ec42e		7	0.3%
e77d4f6292d2475		7	0.3%
e86a2ea031ca4f9c		7	0.3%
e8b86f9566254e7		7	0.3%
e90883e23667495		7	0.3%
e9acfec9f50e43a8		7	0.3%
e9e027640d2a450		7	0.3%

File : CSEC4L

interview__id: Unique 32-character long identifier of the interview

Value	Label	Cases	Percentage
e9ee6e0d15b54db		7	0.3%
eb8f3695097d4ec		7	0.3%
ebb0b322a786451		7	0.3%
ed628650c92d451		7	0.3%
ee245be814ce483		7	0.3%
ef0a2c1050d9446		7	0.3%
f11ff6935d374a37		7	0.3%
f2753e0a1ee1407f		7	0.3%
f310f9362b1e429f		7	0.3%
f4f37a3e35c44dc4		7	0.3%
f7c8666f68b2434f		7	0.3%
fa6d43e574104db		7	0.3%
fad0449bb4f0427f		7	0.3%
fbdb75a9b0ab4f6f		7	0.3%
fc8c4458e87f4d7f		7	0.3%
fd96d6f934ab457f		7	0.3%
fe36e5eff69c4cb2		7	0.3%
ff38ebd77e0b421f		7	0.3%
ffc83c8361694f8c		7	0.3%

Warning: these figures indicate the number of cases found in the data file. They cannot be interpreted as summary statistics of the population of interest.

Health_Water_id: MAIN source of water at the facility (roster)

Information	[Type= discrete] [Format=numeric] [Range= 1-7] [Missing=*]
Statistics [NW/ W]	[Valid=2149 /-] [Invalid=0 /-]

Value	Label	Cases	Percentage
1	Piped water	307	14.3%
2	Bore hole	307	14.3%
3	Protected spring/well	307	14.3%
4	Rain water	307	14.3%
5	Lake/river/stream/dam/pond	307	14.3%
6	Spring	307	14.3%
7	Other (specify)	307	14.3%

Warning: these figures indicate the number of cases found in the data file. They cannot be interpreted as summary statistics of the population of interest.

s4lq103: source of water at the facility (top 3)

Information	[Type= discrete] [Format=numeric] [Range= 1-3] [Missing=*]
Statistics [NW/ W]	[Valid=1610 /-] [Invalid=539 /-]

Value	Label	Cases	Percentage
1	Main source	230	14.3%
2	2nd alternative	1348	83.7%
3	3rd alternative	32	2.0%
Sysmiss		539	

Warning: these figures indicate the number of cases found in the data file. They cannot be interpreted as summary statistics of the population of interest.

File : CSEC4L

s4lq104: 104. What is the distance to each important source (KM)? (IF WITHIN PREMISES REC

Information	[Type= continuous] [Format=numeric] [Range= 0-8] [Missing=*]
Statistics [NW/ W]	[Valid=441 /-] [Invalid=1708 /-] [Mean=0.222 /-] [StdDev=0.661 /-]

s4lq105: 105. How reliable are these important water sources?

Information	[Type= discrete] [Format=numeric] [Range= 1-96] [Missing=*]
Statistics [NW/ W]	[Valid=441 /-] [Invalid=1708 /-]

Value	Label	Cases	Percentage
1	Available throughout the year	254	57.6%
2	Not Reliable (Seasonal)	177	40.1%
96	Other	10	2.3%
Sysmiss		1708	

Warning: these figures indicate the number of cases found in the data file. They cannot be interpreted as summary statistics of the population of interest.

File : CSEC4M

Final_EA_code: Enumeration Area Unique identifier

Information [Type= discrete] [Format=character] [Missing=*]

Statistics [NW/ W] [Valid=3991 /-] [Invalid=0 /-]

Value	Label	Cases	Percentage	
101204020501		13		0.3%
102101040201		13		0.3%
102101080210		13		0.3%
102102020513		13		0.3%
102102050406		13		0.3%
102102060108		13		0.3%
102102080506		13		0.3%
102103010916		13		0.3%
102103041252		13		0.3%
102103050203		13		0.3%
102103050439		13		0.3%
102103060631		13		0.3%
102103080303		13		0.3%
102103120844		13		0.3%
102104010236		13		0.3%
102104020103		13		0.3%
102104020313		13		0.3%
102104081332		13		0.3%
102104163014		13		0.3%
102104190357		13		0.3%
102105010613		13		0.3%
102105030701		13		0.3%
102105040650		13		0.3%
102105100433		13		0.3%
102105130528		13		0.3%
102105150507		13		0.3%
103105050501		13		0.3%
103107020109		13		0.3%
104102040606		13		0.3%
104104030820		13		0.3%
104105040311		13		0.3%
104208040401		13		0.3%
105105020108		13		0.3%
106101010605		13		0.3%
106101090206		13		0.3%
106106060103		13		0.3%
107202060102		13		0.3%
107302030503		13		0.3%
107305070203		13		0.3%
107402030203		13		0.3%
107403060301		13		0.3%

File : CSEC4M

Final_EA_code: Enumeration Area Unique identifier

Value	Label	Cases	Percentage
108106030909		13	0.3%
108301010115		13	0.3%
108301050512		13	0.3%
110203060109		13	0.3%
110204010703		13	0.3%
110206030911		13	0.3%
110207040309		13	0.3%
110305010603		13	0.3%
110306010205		13	0.3%
111102010811		13	0.3%
111202040320		13	0.3%
111202061528		13	0.3%
112102030202		13	0.3%
112104021001		13	0.3%
112204030107		13	0.3%
113105040201		13	0.3%
113105050532		13	0.3%
113111020505		13	0.3%
113113020418		13	0.3%
113113060242		13	0.3%
113301010130		13	0.3%
113301050411		13	0.3%
113406060107		13	0.3%
113604010110		13	0.3%
115103020402		13	0.3%
115104030401		13	0.3%
115202070303		13	0.3%
115206030602		13	0.3%
115303040507		13	0.3%
115303050716		13	0.3%
116102050101		13	0.3%
117106050206		13	0.3%
117201050401		13	0.3%
117202080201		13	0.3%
117301041130		13	0.3%
117301041137		13	0.3%
117302030901		13	0.3%
117302060527		13	0.3%
118101041020		13	0.3%
119104030404		13	0.3%
120106010101		13	0.3%
122102060404		13	0.3%
122105020311		13	0.3%

File : CSEC4M

Final_EA_code: Enumeration Area Unique identifier

Value	Label	Cases	Percentage	
122106021812		13		0.3%
123110030105		13		0.3%
124101050211		13		0.3%
124101050312		13		0.3%
124103021620		13		0.3%
124104040103		13		0.3%
124107010620		13		0.3%
124108021108		13		0.3%
125105010702		13		0.3%
201203010310		13		0.3%
201206020507		13		0.3%
201210090210		13		0.3%
202205030602		13		0.3%
203202030310		13		0.3%
203202040303		13		0.3%
203301010111		13		0.3%
204101030213		13		0.3%
204102040514		13		0.3%
204203010514		13		0.3%
204301010302		13		0.3%
204301020206		13		0.3%
204301030308		13		0.3%
204302051318		13		0.3%
205101020309		13		0.3%
205101030109		13		0.3%
205107030213		13		0.3%
207104010604		13		0.3%
208102140202		13		0.3%
208107130101		13		0.3%
208202080102		13		0.3%
209201010506		13		0.3%
210306040101		13		0.3%
210306040102		13		0.3%
211105030205		13		0.3%
211106070404		13		0.3%
211107030208		13		0.3%
212104030611		13		0.3%
212105040709		13		0.3%
212202010105		13		0.3%
212305020404		13		0.3%
214101040303		13		0.3%
214101060404		13		0.3%
214102020611		13		0.3%

File : CSEC4M

Final_EA_code: Enumeration Area Unique identifier

Value	Label	Cases	Percentage
214108010504		13	0.3%
214113010305		13	0.3%
214114030515		13	0.3%
215109020818		13	0.3%
215115020203		13	0.3%
215120020808		13	0.3%
216202030604		13	0.3%
218103021305		13	0.3%
218115040101		13	0.3%
219103120104		13	0.3%
219103170202		13	0.3%
221109020302		13	0.3%
221109050505		13	0.3%
222111021102		13	0.3%
223108100606		13	0.3%
223120020410		13	0.3%
223121010401		13	0.3%
223121030202		13	0.3%
223126011515		13	0.3%
223128010204		13	0.3%
223135040509		13	0.3%
224105051111		13	0.3%
225103041522		13	0.3%
225114032604		13	0.3%
226101010214		13	0.3%
226102050810		13	0.3%
226104040305		13	0.3%
226105051005		13	0.3%
228102030405		13	0.3%
229104021009		13	0.3%
230105010304		13	0.3%
230105040506		13	0.3%
230109050511		13	0.3%
232101040606		13	0.3%
232203040502		13	0.3%
302101021503		13	0.3%
302201050803		13	0.3%
302204050508		13	0.3%
302205050202		13	0.3%
302303070505		13	0.3%
303201020510		13	0.3%
303202060606		13	0.3%
303204050605		13	0.3%

File : CSEC4M

Final_EA_code: Enumeration Area Unique identifier

Value	Label	Cases	Percentage
303402040806		13	0.3%
303404010207		13	0.3%
303404030404		13	0.3%
303405070316		13	0.3%
303405071314		13	0.3%
303503041111		13	0.3%
303504020504		13	0.3%
304102010107		13	0.3%
304204020110		13	0.3%
304301040405		13	0.3%
306201010103		13	0.3%
306203010305		13	0.3%
306204010301		13	0.3%
306204020605		13	0.3%
307108020605		13	0.3%
307108030304		13	0.3%
307108030708		13	0.3%
307108030908		13	0.3%
307202030201		13	0.3%
308102060619		13	0.3%
309103050101		13	0.3%
309104050403		13	0.3%
309204060609		13	0.3%
310102021618		13	0.3%
310202030204		13	0.3%
310306030909		13	0.3%
310306040802		13	0.3%
310306041001		13	0.3%
311102010107		13	0.3%
311103020202		13	0.3%
311105051111		13	0.3%
311202010102		13	0.3%
312105020216		13	0.3%
313102050501		13	0.3%
313104010108		13	0.3%
314101030304		13	0.3%
314103040301		13	0.3%
314105010202		13	0.3%
315105030209		13	0.3%
317101010205		13	0.3%
317103020201		13	0.3%
317107051210		13	0.3%
318102020202		13	0.3%

File : CSEC4M

Final_EA_code: Enumeration Area Unique identifier

Value	Label	Cases	Percentage
318103020406		13	0.3%
318112010303		13	0.3%
318114020701		13	0.3%
318116050101		13	0.3%
319105080306		13	0.3%
319107020203		13	0.3%
319203030409		13	0.3%
320102020601		13	0.3%
320102040601		13	0.3%
320108080103		13	0.3%
321103040514		13	0.3%
321105050214		13	0.3%
321106010504		13	0.3%
321107061709		13	0.3%
322108020610		13	0.3%
322111041206		13	0.3%
323104030201		13	0.3%
323106040915		13	0.3%
323108030411		13	0.3%
324101011403		13	0.3%
324104010503		13	0.3%
325101020514		13	0.3%
325103060113		13	0.3%
325103060210		13	0.3%
325107010301		13	0.3%
327103030510		13	0.3%
327106020513		13	0.3%
329106020616		13	0.3%
330107010101		13	0.3%
330110010403		13	0.3%
402208050714		13	0.3%
402210030714		13	0.3%
403101020501		13	0.3%
403105050205		13	0.3%
403201020515		13	0.3%
403301030215		13	0.3%
404102030405		13	0.3%
404207040904		13	0.3%
404403030304		13	0.3%
405104020509		13	0.3%
405203030403		13	0.3%
405211011114		13	0.3%
405301040904		13	0.3%

File : CSEC4M

Final_EA_code: Enumeration Area Unique identifier

Value	Label	Cases	Percentage
405302030405		13	0.3%
406108040102		13	0.3%
406201020310		13	0.3%
406210060603		13	0.3%
406212010207		13	0.3%
406303070608		13	0.3%
407106021906		13	0.3%
408102011215		13	0.3%
408112020621		13	0.3%
408113040517		13	0.3%
409101040104		13	0.3%
409203050902		13	0.3%
409301030405		13	0.3%
410101040507		13	0.3%
410201010654		13	0.3%
410201010733		13	0.3%
410303060103		13	0.3%
411203020101		13	0.3%
411302020404		13	0.3%
411402020404		13	0.3%
411403030809		13	0.3%
412103070506		13	0.3%
412201070408		13	0.3%
412203040507		13	0.3%
414116010603		13	0.3%
415105020404		13	0.3%
415106081213		13	0.3%
415110040403		13	0.3%
415114070301		13	0.3%
415115040706		13	0.3%
417102010602		13	0.3%
417103010710		13	0.3%
417107030404		13	0.3%
417109040205		13	0.3%
417201010905		13	0.3%
417202010210		13	0.3%
418104030103		13	0.3%
418201020305		13	0.3%
418202010203		13	0.3%
418209070214		13	0.3%
419204020202		13	0.3%
420107040304		13	0.3%
420108030901		13	0.3%

File : CSEC4M

Final_EA_code: Enumeration Area Unique identifier

Value	Label	Cases	Percentage
422102010506		13	0.3%
422107010808		13	0.3%
423110010602		13	0.3%
424105020201		13	0.3%
426202040101		13	0.3%
427202040214		13	0.3%
428111030515		13	0.3%
432205040203		13	0.3%

Warning: these figures indicate the number of cases found in the data file. They cannot be interpreted as summary statistics of the population of interest.

interview__id: Unique 32-character long identifier of the interview

Information	[Type= discrete] [Format=character] [Missing=*]
Statistics [NW/ W]	[Valid=3991 /-] [Invalid=0 /-]

Value	Label	Cases	Percentage
05a0fe0e9f714c0t		13	0.3%
05f078de3c20400		13	0.3%
07ae8f7297234ae		13	0.3%
0878b9ca320646c		13	0.3%
098b64d5f62d444		13	0.3%
09bfa283100c462		13	0.3%
0aee3535b7234e0		13	0.3%
0b08b47250b441c		13	0.3%
0c7be6801de643e		13	0.3%
0d07cf9a197b4ea		13	0.3%
0d35d167e05a48c		13	0.3%
0e0a6e4e61be4e8		13	0.3%
0f26d7f7b06f4b9		13	0.3%
103ae2d40d654ba		13	0.3%
104d7f9eb5cc429		13	0.3%
1058921f8e3e471		13	0.3%
10e47f214cb7482		13	0.3%
1124288a21f7429		13	0.3%
11324295e37b4bc		13	0.3%
120745e30ae2426		13	0.3%
14b0a6db23fb42a		13	0.3%
14c013df40e448d		13	0.3%
1559b44962074f1		13	0.3%
15d825f70832453		13	0.3%
15daaf897d21429		13	0.3%
165176d72b6e412		13	0.3%
179be7cbf9884e0		13	0.3%
17ad285d62d7495		13	0.3%
18cad48cbad4438		13	0.3%
19e17412e1bb43c		13	0.3%

File : CSEC4M

interview__id: Unique 32-character long identifier of the interview

Value	Label	Cases	Percentage
1a7113db20214df		13	0.3%
1abf78b9247749b		13	0.3%
1b8cc2c21714481		13	0.3%
1d1c39bd455d40e		13	0.3%
1eb5ffb1eeb14468		13	0.3%
1f82d12a97c5472		13	0.3%
1f9751e8115d473		13	0.3%
20b3dc70a2ef47ff		13	0.3%
22079ff2853f489c		13	0.3%
22305ac5a3e1460		13	0.3%
2298e1b9396042c		13	0.3%
23f6bb268b504e5		13	0.3%
24dff56428de471e		13	0.3%
2687e3cb2fe0474		13	0.3%
26be7462ce5e43d		13	0.3%
26eef9075b7349a		13	0.3%
26f0c6653b8b4c1		13	0.3%
293ecee7a80a482		13	0.3%
29cc9b2639524c4		13	0.3%
2b8544e9cb7347f		13	0.3%
2bc65237da7d4f7		13	0.3%
2bea2c4985dd4f4		13	0.3%
2c2b89bb4ed2475		13	0.3%
2c4950efbc4f485c		13	0.3%
2c5000cc7fa54dbb		13	0.3%
2c7dff734efc4ccb		13	0.3%
2c8f787219df44a8		13	0.3%
2d21136097a4458		13	0.3%
2f0258e282264dd		13	0.3%
2f3dadda9c4d49b		13	0.3%
303f41c72565478		13	0.3%
30b9d5e1f9fe43dc		13	0.3%
30fa92d582c34ff8		13	0.3%
312a435313e240e		13	0.3%
31a3f66b5452449		13	0.3%
32bb43e6ccef4255		13	0.3%
333db34cb097445		13	0.3%
34533291de9b4e3		13	0.3%
349edf6fc6cb49dc		13	0.3%
34efbcd896549f7		13	0.3%
362ff1525f0b427c		13	0.3%
369a2e686b0641f		13	0.3%
37c7d386630e44f		13	0.3%

File : CSEC4M

interview__id: Unique 32-character long identifier of the interview

Value	Label	Cases	Percentage
391f45ad2d3548e		13	0.3%
39627200a32c462		13	0.3%
39e38a8716404f4		13	0.3%
3a542ba2ee9a46d		13	0.3%
3ac09195350c451		13	0.3%
3b3c7af2481243f		13	0.3%
3ce08aeb981a41a		13	0.3%
3cf0a1fa46ae4682		13	0.3%
3d61703566614f4		13	0.3%
3f41cdc7f4484a90		13	0.3%
40927a9f8da44e0		13	0.3%
41d507da42f24fa		13	0.3%
44c8e8b546fa4e9		13	0.3%
4582b29c263744c		13	0.3%
45e2495043be477		13	0.3%
468987393fd4448		13	0.3%
46bc8364e56f4e2		13	0.3%
481f3d44d4074b5		13	0.3%
49123f99dd9b486		13	0.3%
4936d20fd0be487		13	0.3%
49d2684cbd464ee		13	0.3%
4af38353df164c5		13	0.3%
4b07af9a7bac483		13	0.3%
4b14fdfdc4154af5		13	0.3%
4dd40973252a4df		13	0.3%
4e6fd738620241a		13	0.3%
50a0e9476f3f494		13	0.3%
51986b54676d4e3		13	0.3%
527a88628b1c424		13	0.3%
5300060198c04c3		13	0.3%
53fa8063d7db498		13	0.3%
54d04063673a4a7		13	0.3%
559f5482d2fa4c7		13	0.3%
55b84b9565e6420		13	0.3%
56225232b30346		13	0.3%
57061e3264f8499		13	0.3%
58cf916082f84b1		13	0.3%
58d95fc30734424		13	0.3%
59accfcd4d542a2		13	0.3%
5a30e64718014fc		13	0.3%
5b2bb8ba8da5434		13	0.3%
5b3c6ba74736462		13	0.3%
5c104965b505425		13	0.3%

File : CSEC4M

interview__id: Unique 32-character long identifier of the interview

Value	Label	Cases	Percentage
5c166c1642f340b		13	0.3%
5ed8795ec990433		13	0.3%
5f625ed846014f1		13	0.3%
5f9671150b6c4d8		13	0.3%
5f9c80627104486		13	0.3%
5fd0f31f330a49a7		13	0.3%
608bfd2bd5f8412		13	0.3%
61dc08d3c51a46b		13	0.3%
61e4b68c15e0457		13	0.3%
62af21468f5b4edl		13	0.3%
62f01c4bc6cf48c7		13	0.3%
63ef3bf75fef4be6		13	0.3%
645e8f52e0284da		13	0.3%
652892d80eef4dc		13	0.3%
6576b15a95a0431		13	0.3%
6596c2921b4f49f		13	0.3%
65e342045671412		13	0.3%
663e019dae8f42e		13	0.3%
664e98a3af9c465		13	0.3%
67ac1b9b59384c0		13	0.3%
67d77e0fbf754e2		13	0.3%
68984e8f107b4fc1		13	0.3%
68b87f690c5e4d4		13	0.3%
69fdbce170a3499		13	0.3%
6aac54099d5446c		13	0.3%
6be18dc7379a4d8		13	0.3%
6cb2e1bf1182402		13	0.3%
6d561d7e1bb34b0		13	0.3%
6d6546ea45a24cc		13	0.3%
6e7a08685b68404		13	0.3%
6ec8cecb648e4b6		13	0.3%
6fb3d5bdc87496		13	0.3%
712dd05dfdf54bc		13	0.3%
73b6584e55df47e		13	0.3%
73edb914e5ec4a6		13	0.3%
74879a94288749c		13	0.3%
75df2b5c7d6b492		13	0.3%
76a347dba3c945d		13	0.3%
77b63a2a3a5846c		13	0.3%
78b1f1144ce740d		13	0.3%
7934cfadf18a4020		13	0.3%
7a92a755edec4d6		13	0.3%
7af284e10f40460		13	0.3%

File : CSEC4M

interview__id: Unique 32-character long identifier of the interview

Value	Label	Cases	Percentage
7b71511069ca41c		13	0.3%
7b91ac7196d446f		13	0.3%
7ceaac984dc4433		13	0.3%
7f25311583624b7		13	0.3%
80c5e48699bc48b		13	0.3%
81def38cfed24edc		13	0.3%
81f2300746cc4b0		13	0.3%
824efbe20846431		13	0.3%
825a4d9c10674fb		13	0.3%
82e2ee46332f4f5c		13	0.3%
865a0a2dd0d442a		13	0.3%
87d1a29404f2409		13	0.3%
8b2193d437e6485		13	0.3%
8c60b24c5d69455		13	0.3%
8da56015c708420		13	0.3%
8ed0e75643204d2		13	0.3%
8f69cfcd9bea4a2a		13	0.3%
909b86e277fe480		13	0.3%
91e89e7118c041f		13	0.3%
92722375ee7a482		13	0.3%
93268921598f4e9		13	0.3%
942d21651db145e		13	0.3%
94a28a335ad8409		13	0.3%
94ae3c15a2df4270		13	0.3%
94d6a92de2aa418		13	0.3%
94e8fb8cab7846d		13	0.3%
977cf8b59c214cd		13	0.3%
9836e079cdd949e		13	0.3%
987cf3a3f3f04a53		13	0.3%
989fa310b635456		13	0.3%
98c92ebc81274b4		13	0.3%
98ff8b8f6835485f		13	0.3%
991ea35afb8c4a5f		13	0.3%
9ae38f33171f4fb8		13	0.3%
9b29a92d6753467		13	0.3%
9c42c15316c0441		13	0.3%
9c877a6abcc44e2		13	0.3%
9ecbe56df9f249d5		13	0.3%
9ef24898f0e04e6f		13	0.3%
a03a17e845b8444		13	0.3%
a0525377534b48f		13	0.3%
a221543631f5448		13	0.3%
a29bda3a56964ba		13	0.3%

File : CSEC4M

interview__id: Unique 32-character long identifier of the interview

Value	Label	Cases	Percentage
a3908ba3b92f4fe1		13	0.3%
a4729f20438e493		13	0.3%
a5e08a9b2416439		13	0.3%
a93651e6ad8d4de		13	0.3%
a9b092b3952f4ec		13	0.3%
aeefbdde40724ba		13	0.3%
b00970f7c1fd483		13	0.3%
b0b5ef4a81ee422		13	0.3%
b0cd107e76604c5		13	0.3%
b105a36a56b84f6		13	0.3%
b136b27d911942		13	0.3%
b137ae14a69249f		13	0.3%
b2e36352f5d9409		13	0.3%
b330812745fa4e7		13	0.3%
b341d8d4669945		13	0.3%
b4251f797f5f478		13	0.3%
b562c88957c5417		13	0.3%
b59699570a7a45a		13	0.3%
b60db776f7044c0		13	0.3%
b6beade8c2fb4ba		13	0.3%
b6c120c8e36f4d4		13	0.3%
b71b6b7c544e41f		13	0.3%
b92db033a86e4ab		13	0.3%
bad2132fae8a424		13	0.3%
bb6db2bb7e894ee		13	0.3%
bb91dac00ca941a		13	0.3%
bbb3f63e02a24e3		13	0.3%
bbd5aebfc1a54cfe		13	0.3%
bcc6e03bb2a5433		13	0.3%
bcf4623a365e435		13	0.3%
bfade52afbbe499		13	0.3%
bfc868c5c591428		13	0.3%
c015bae305344f9		13	0.3%
c14a86da4ace406		13	0.3%
c1a22955cf934b9		13	0.3%
c208d41946924e2		13	0.3%
c2a083238ac94fc		13	0.3%
c3356144806643		13	0.3%
c40d2554992447		13	0.3%
c5a985e708a7459		13	0.3%
c7bcab112852484		13	0.3%
c997c4379310457		13	0.3%
c9f3e3b01148416		13	0.3%

File : CSEC4M

interview__id: Unique 32-character long identifier of the interview

Value	Label	Cases	Percentage
ca4736d2f7a74a89		13	0.3%
caa6f80f888744d0		13	0.3%
cbe3a418c67c437		13	0.3%
cc8047dc8a484aa		13	0.3%
cd1474d77fac421		13	0.3%
ce05dd69d60e43e		13	0.3%
ce31748c847d40a		13	0.3%
cedfce2c57e641d1		13	0.3%
d091d72bf34743f		13	0.3%
d4b645c8dabe4a1		13	0.3%
d4e9ef0dc2b74bf2		13	0.3%
d56d66a6c7584c2		13	0.3%
d63a27ac1a6d4af3		13	0.3%
d63ba4eb8a1c4a0		13	0.3%
d6aa486f005240b		13	0.3%
d7b1236aabb94f6		13	0.3%
d7df893335d04af		13	0.3%
d84f5f9e3a694d3c		13	0.3%
d8e480e0083545f		13	0.3%
d983e831143f41a		13	0.3%
da5e5ab5a00e480		13	0.3%
da7a73e6a465427		13	0.3%
db979bdcd2e148f		13	0.3%
dc1776a9a0e14f4		13	0.3%
dda5335ce205431		13	0.3%
df04ee2c0e3a4107		13	0.3%
dfbc222d6117426		13	0.3%
e106494d0ae84f2		13	0.3%
e23a30e088d1453		13	0.3%
e24222c61b9f456		13	0.3%
e282714b05cb42t		13	0.3%
e3166e34b04d473		13	0.3%
e4d52a1c0a1148d		13	0.3%
e4ddc650064a4c0		13	0.3%
e614b8ae67d44c8		13	0.3%
e61b5559a1b4404		13	0.3%
e6d0819875ec42e		13	0.3%
e77d4f6292d2475		13	0.3%
e86a2ea031ca4f9c		13	0.3%
e8b86f9566254e7		13	0.3%
e90883e23667495		13	0.3%
e9acfec9f50e43a8		13	0.3%
e9e027640d2a450		13	0.3%

File : CSEC4M

interview__id: Unique 32-character long identifier of the interview

Value	Label	Cases	Percentage	
e9ee6e0d15b54db		13		0.3%
eb8f3695097d4ec		13		0.3%
ebb0b322a786451		13		0.3%
ed628650c92d451		13		0.3%
ee245be814ce483		13		0.3%
ef0a2c1050d9446		13		0.3%
f11ff6935d374a37		13		0.3%
f2753e0a1ee1407f		13		0.3%
f310f9362b1e429f		13		0.3%
f4f37a3e35c44dc4		13		0.3%
f7c8666f68b2434f		13		0.3%
fa6d43e574104db		13		0.3%
fad0449bb4f0427f		13		0.3%
fbdb75a9b0ab4f6f		13		0.3%
fc8c4458e87f4d7f		13		0.3%
fd96d6f934ab457f		13		0.3%
fe36e5eff69c4cb2		13		0.3%
ff38ebd77e0b421f		13		0.3%
ffc83c8361694f8c		13		0.3%

Warning: these figures indicate the number of cases found in the data file. They cannot be interpreted as summary statistics of the population of interest.

limiting_id: Limiting factors

Information	[Type= discrete] [Format=numeric] [Range= 1-13] [Missing=*]
Statistics [NW/ W]	[Valid=3991 /-] [Invalid=0 /-]

Value	Label	Cases	Percentage	
1	Delayed remittance of funds	307		7.7%
2	Inadequate funding	307		7.7%
3	Inadequate facilities	307		7.7%
4	Inadequate drugs	307		7.7%
5	Inadequate clinical equipment	307		7.7%
6	Inadequate number of staff	307		7.7%
7	Inadequate staff skills	307		7.7%
8	Long distances from service users	307		7.7%
9	Negative attitudes of some service users	307		7.7%
10	Low pay to staff	307		7.7%
11	Insecurity	307		7.7%
12	Low staff morale	307		7.7%
13	Other	307		7.7%

Warning: these figures indicate the number of cases found in the data file. They cannot be interpreted as summary statistics of the population of interest.

s4mq106: MAJOR limiting factors faced by the health facility

Information	[Type= discrete] [Format=numeric] [Range= 1-2] [Missing=*]
Statistics [NW/ W]	[Valid=2990 /-] [Invalid=1001 /-]

File : CSEC4M

s4mq106: MAJOR limiting factors faced by the health facility

Value	Label	Cases	Percentage
1	Yes	884	<div><div></div></div> 29.6%
2	No	2106	<div><div></div></div> 70.4%
Sysmiss		1001	

Warning: these figures indicate the number of cases found in the data file. They cannot be interpreted as summary statistics of the population of interest.

s4mq107: 107. RANK UP TO 3 SOURCES BY IMPORTANCE

Information	[Type= discrete] [Format=numeric] [Range= 1-3] [Missing=*]
Statistics [NW/ W]	[Valid=642 /-] [Invalid=3349 /-] [Mean=1.939 /-] [StdDev=0.806 /-]

Value	Label	Cases	Percentage
1		229	<div><div></div></div> 35.7%
2		223	<div><div></div></div> 34.7%
3		190	<div><div></div></div> 29.6%
Sysmiss		3349	

Warning: these figures indicate the number of cases found in the data file. They cannot be interpreted as summary statistics of the population of interest.

s4mq108: For those important limiting factors, how do you rate the change in the situatio

Information	[Type= discrete] [Format=numeric] [Range= 1-4] [Missing=*]
Statistics [NW/ W]	[Valid=881 /-] [Invalid=3110 /-]

Value	Label	Cases	Percentage
1	Improved	105	<div><div></div></div> 11.9%
2	Same	656	<div><div></div></div> 74.5%
3	Worsened	118	<div><div></div></div> 13.4%
4	Not applicable	2	<div><div></div></div> 0.2%
Sysmiss		3110	

Warning: these figures indicate the number of cases found in the data file. They cannot be interpreted as summary statistics of the population of interest.

File : CSEC4N

Final_EA_code: Enumeration Area Unique identifier

Information [Type= discrete] [Format=character] [Missing=*]

Statistics [NW/ W] [Valid=921 /-] [Invalid=0 /-]

Value	Label	Cases	Percentage
101204020501		3	0.3%
102101040201		3	0.3%
102101080210		3	0.3%
102102020513		3	0.3%
102102050406		3	0.3%
102102060108		3	0.3%
102102080506		3	0.3%
102103010916		3	0.3%
102103041252		3	0.3%
102103050203		3	0.3%
102103050439		3	0.3%
102103060631		3	0.3%
102103080303		3	0.3%
102103120844		3	0.3%
102104010236		3	0.3%
102104020103		3	0.3%
102104020313		3	0.3%
102104081332		3	0.3%
102104163014		3	0.3%
102104190357		3	0.3%
102105010613		3	0.3%
102105030701		3	0.3%
102105040650		3	0.3%
102105100433		3	0.3%
102105130528		3	0.3%
102105150507		3	0.3%
103105050501		3	0.3%
103107020109		3	0.3%
104102040606		3	0.3%
104104030820		3	0.3%
104105040311		3	0.3%
104208040401		3	0.3%
105105020108		3	0.3%
106101010605		3	0.3%
106101090206		3	0.3%
106106060103		3	0.3%
107202060102		3	0.3%
107302030503		3	0.3%
107305070203		3	0.3%
107402030203		3	0.3%
107403060301		3	0.3%

File : CSEC4N

Final_EA_code: Enumeration Area Unique identifier

Value	Label	Cases	Percentage
108106030909		3	0.3%
108301010115		3	0.3%
108301050512		3	0.3%
110203060109		3	0.3%
110204010703		3	0.3%
110206030911		3	0.3%
110207040309		3	0.3%
110305010603		3	0.3%
110306010205		3	0.3%
111102010811		3	0.3%
111202040320		3	0.3%
111202061528		3	0.3%
112102030202		3	0.3%
112104021001		3	0.3%
112204030107		3	0.3%
113105040201		3	0.3%
113105050532		3	0.3%
113111020505		3	0.3%
113113020418		3	0.3%
113113060242		3	0.3%
113301010130		3	0.3%
113301050411		3	0.3%
113406060107		3	0.3%
113604010110		3	0.3%
115103020402		3	0.3%
115104030401		3	0.3%
115202070303		3	0.3%
115206030602		3	0.3%
115303040507		3	0.3%
115303050716		3	0.3%
116102050101		3	0.3%
117106050206		3	0.3%
117201050401		3	0.3%
117202080201		3	0.3%
117301041130		3	0.3%
117301041137		3	0.3%
117302030901		3	0.3%
117302060527		3	0.3%
118101041020		3	0.3%
119104030404		3	0.3%
120106010101		3	0.3%
122102060404		3	0.3%
122105020311		3	0.3%

File : CSEC4N

Final_EA_code: Enumeration Area Unique identifier

Value	Label	Cases	Percentage
122106021812		3	0.3%
123110030105		3	0.3%
124101050211		3	0.3%
124101050312		3	0.3%
124103021620		3	0.3%
124104040103		3	0.3%
124107010620		3	0.3%
124108021108		3	0.3%
125105010702		3	0.3%
201203010310		3	0.3%
201206020507		3	0.3%
201210090210		3	0.3%
202205030602		3	0.3%
203202030310		3	0.3%
203202040303		3	0.3%
203301010111		3	0.3%
204101030213		3	0.3%
204102040514		3	0.3%
204203010514		3	0.3%
204301010302		3	0.3%
204301020206		3	0.3%
204301030308		3	0.3%
204302051318		3	0.3%
205101020309		3	0.3%
205101030109		3	0.3%
205107030213		3	0.3%
207104010604		3	0.3%
208102140202		3	0.3%
208107130101		3	0.3%
208202080102		3	0.3%
209201010506		3	0.3%
210306040101		3	0.3%
210306040102		3	0.3%
211105030205		3	0.3%
211106070404		3	0.3%
211107030208		3	0.3%
212104030611		3	0.3%
212105040709		3	0.3%
212202010105		3	0.3%
212305020404		3	0.3%
214101040303		3	0.3%
214101060404		3	0.3%
214102020611		3	0.3%

File : CSEC4N

Final_EA_code: Enumeration Area Unique identifier

Value	Label	Cases	Percentage
214108010504		3	0.3%
214113010305		3	0.3%
214114030515		3	0.3%
215109020818		3	0.3%
215115020203		3	0.3%
215120020808		3	0.3%
216202030604		3	0.3%
218103021305		3	0.3%
218115040101		3	0.3%
219103120104		3	0.3%
219103170202		3	0.3%
221109020302		3	0.3%
221109050505		3	0.3%
222111021102		3	0.3%
223108100606		3	0.3%
223120020410		3	0.3%
223121010401		3	0.3%
223121030202		3	0.3%
223126011515		3	0.3%
223128010204		3	0.3%
223135040509		3	0.3%
224105051111		3	0.3%
225103041522		3	0.3%
225114032604		3	0.3%
226101010214		3	0.3%
226102050810		3	0.3%
226104040305		3	0.3%
226105051005		3	0.3%
228102030405		3	0.3%
229104021009		3	0.3%
230105010304		3	0.3%
230105040506		3	0.3%
230109050511		3	0.3%
232101040606		3	0.3%
232203040502		3	0.3%
302101021503		3	0.3%
302201050803		3	0.3%
302204050508		3	0.3%
302205050202		3	0.3%
302303070505		3	0.3%
303201020510		3	0.3%
303202060606		3	0.3%
303204050605		3	0.3%

File : CSEC4N

Final_EA_code: Enumeration Area Unique identifier

Value	Label	Cases	Percentage
303402040806		3	0.3%
303404010207		3	0.3%
303404030404		3	0.3%
303405070316		3	0.3%
303405071314		3	0.3%
303503041111		3	0.3%
303504020504		3	0.3%
304102010107		3	0.3%
304204020110		3	0.3%
304301040405		3	0.3%
306201010103		3	0.3%
306203010305		3	0.3%
306204010301		3	0.3%
306204020605		3	0.3%
307108020605		3	0.3%
307108030304		3	0.3%
307108030708		3	0.3%
307108030908		3	0.3%
307202030201		3	0.3%
308102060619		3	0.3%
309103050101		3	0.3%
309104050403		3	0.3%
309204060609		3	0.3%
310102021618		3	0.3%
310202030204		3	0.3%
310306030909		3	0.3%
310306040802		3	0.3%
310306041001		3	0.3%
311102010107		3	0.3%
311103020202		3	0.3%
311105051111		3	0.3%
311202010102		3	0.3%
312105020216		3	0.3%
313102050501		3	0.3%
313104010108		3	0.3%
314101030304		3	0.3%
314103040301		3	0.3%
314105010202		3	0.3%
315105030209		3	0.3%
317101010205		3	0.3%
317103020201		3	0.3%
317107051210		3	0.3%
318102020202		3	0.3%

File : CSEC4N

Final_EA_code: Enumeration Area Unique identifier

Value	Label	Cases	Percentage
318103020406		3	0.3%
318112010303		3	0.3%
318114020701		3	0.3%
318116050101		3	0.3%
319105080306		3	0.3%
319107020203		3	0.3%
319203030409		3	0.3%
320102020601		3	0.3%
320102040601		3	0.3%
320108080103		3	0.3%
321103040514		3	0.3%
321105050214		3	0.3%
321106010504		3	0.3%
321107061709		3	0.3%
322108020610		3	0.3%
322111041206		3	0.3%
323104030201		3	0.3%
323106040915		3	0.3%
323108030411		3	0.3%
324101011403		3	0.3%
324104010503		3	0.3%
325101020514		3	0.3%
325103060113		3	0.3%
325103060210		3	0.3%
325107010301		3	0.3%
327103030510		3	0.3%
327106020513		3	0.3%
329106020616		3	0.3%
330107010101		3	0.3%
330110010403		3	0.3%
402208050714		3	0.3%
402210030714		3	0.3%
403101020501		3	0.3%
403105050205		3	0.3%
403201020515		3	0.3%
403301030215		3	0.3%
404102030405		3	0.3%
404207040904		3	0.3%
404403030304		3	0.3%
405104020509		3	0.3%
405203030403		3	0.3%
405211011114		3	0.3%
405301040904		3	0.3%

File : CSEC4N

Final_EA_code: Enumeration Area Unique identifier

Value	Label	Cases	Percentage
405302030405		3	0.3%
406108040102		3	0.3%
406201020310		3	0.3%
406210060603		3	0.3%
406212010207		3	0.3%
406303070608		3	0.3%
407106021906		3	0.3%
408102011215		3	0.3%
408112020621		3	0.3%
408113040517		3	0.3%
409101040104		3	0.3%
409203050902		3	0.3%
409301030405		3	0.3%
410101040507		3	0.3%
410201010654		3	0.3%
410201010733		3	0.3%
410303060103		3	0.3%
411203020101		3	0.3%
411302020404		3	0.3%
411402020404		3	0.3%
411403030809		3	0.3%
412103070506		3	0.3%
412201070408		3	0.3%
412203040507		3	0.3%
414116010603		3	0.3%
415105020404		3	0.3%
415106081213		3	0.3%
415110040403		3	0.3%
415114070301		3	0.3%
415115040706		3	0.3%
417102010602		3	0.3%
417103010710		3	0.3%
417107030404		3	0.3%
417109040205		3	0.3%
417201010905		3	0.3%
417202010210		3	0.3%
418104030103		3	0.3%
418201020305		3	0.3%
418202010203		3	0.3%
418209070214		3	0.3%
419204020202		3	0.3%
420107040304		3	0.3%
420108030901		3	0.3%

File : CSEC4N

Final_EA_code: Enumeration Area Unique identifier

Value	Label	Cases	Percentage
422102010506		3	0.3%
422107010808		3	0.3%
423110010602		3	0.3%
424105020201		3	0.3%
426202040101		3	0.3%
427202040214		3	0.3%
428111030515		3	0.3%
432205040203		3	0.3%

Warning: these figures indicate the number of cases found in the data file. They cannot be interpreted as summary statistics of the population of interest.

interview__id: Unique 32-character long identifier of the interview

Information	[Type= discrete] [Format=character] [Missing=*]
Statistics [NW/ W]	[Valid=921 /-] [Invalid=0 /-]

Value	Label	Cases	Percentage
05a0fe0e9f714c0t		3	0.3%
05f078de3c20400		3	0.3%
07ae8f7297234ae		3	0.3%
0878b9ca320646c		3	0.3%
098b64d5f62d444		3	0.3%
09bfa283100c462		3	0.3%
0aee3535b7234e0		3	0.3%
0b08b47250b441c		3	0.3%
0c7be6801de643e		3	0.3%
0d07cf9a197b4ea		3	0.3%
0d35d167e05a48c		3	0.3%
0e0a6e4e61be4e8		3	0.3%
0f26d7f7b06f4b9		3	0.3%
103ae2d40d654ba		3	0.3%
104d7f9eb5cc429		3	0.3%
1058921f8e3e471		3	0.3%
10e47f214cb7482		3	0.3%
1124288a21f7429		3	0.3%
11324295e37b4bc		3	0.3%
120745e30ae2426		3	0.3%
14b0a6db23fb42a		3	0.3%
14c013df40e448d		3	0.3%
1559b44962074f1		3	0.3%
15d825f70832453		3	0.3%
15daaf897d21429		3	0.3%
165176d72b6e412		3	0.3%
179be7cbf9884e0		3	0.3%
17ad285d62d7495		3	0.3%
18cad48cbad4438		3	0.3%
19e17412e1bb43c		3	0.3%

File : CSEC4N

interview__id: Unique 32-character long identifier of the interview

Value	Label	Cases	Percentage
1a7113db20214df		3	0.3%
1abf78b9247749b		3	0.3%
1b8cc2c21714481		3	0.3%
1d1c39bd455d40e		3	0.3%
1eb5ffb1eeb14468		3	0.3%
1f82d12a97c5472		3	0.3%
1f9751e8115d473		3	0.3%
20b3dc70a2ef47ff		3	0.3%
22079ff2853f489c		3	0.3%
22305ac5a3e1460		3	0.3%
2298e1b9396042c		3	0.3%
23f6bb268b504e5		3	0.3%
24dff56428de471e		3	0.3%
2687e3cb2fe0474		3	0.3%
26be7462ce5e43d		3	0.3%
26eef9075b7349a		3	0.3%
26f0c6653b8b4c1		3	0.3%
293ecee7a80a482		3	0.3%
29cc9b2639524c4		3	0.3%
2b8544e9cb7347f		3	0.3%
2bc65237da7d4f7		3	0.3%
2bea2c4985dd4f4		3	0.3%
2c2b89bb4ed2475		3	0.3%
2c4950efbc4f485c		3	0.3%
2c5000cc7fa54dbb		3	0.3%
2c7dff734efc4ccb		3	0.3%
2c8f787219df44a8		3	0.3%
2d21136097a4458		3	0.3%
2f0258e282264dd		3	0.3%
2f3dadda9c4d49b		3	0.3%
303f41c72565478		3	0.3%
30b9d5e1f9fe43dc		3	0.3%
30fa92d582c34ff8		3	0.3%
312a435313e240e		3	0.3%
31a3f66b5452449		3	0.3%
32bb43e6ccef4255		3	0.3%
333db34cb097445		3	0.3%
34533291de9b4e3		3	0.3%
349edf6fc6cb49dc		3	0.3%
34efbcd896549f7		3	0.3%
362ff1525f0b427c		3	0.3%
369a2e686b0641f		3	0.3%
37c7d386630e44f		3	0.3%

File : CSEC4N

interview__id: Unique 32-character long identifier of the interview

Value	Label	Cases	Percentage
391f45ad2d3548e		3	0.3%
39627200a32c462		3	0.3%
39e38a8716404f4		3	0.3%
3a542ba2ee9a46d		3	0.3%
3ac09195350c451		3	0.3%
3b3c7af2481243f		3	0.3%
3ce08aeb981a41a		3	0.3%
3cf0a1fa46ae4682		3	0.3%
3d61703566614f4		3	0.3%
3f41cdc7f4484a90		3	0.3%
40927a9f8da44e0		3	0.3%
41d507da42f24fa		3	0.3%
44c8e8b546fa4e9		3	0.3%
4582b29c263744c		3	0.3%
45e2495043be477		3	0.3%
468987393fd4448		3	0.3%
46bc8364e56f4e2		3	0.3%
481f3d44d4074b5		3	0.3%
49123f99dd9b486		3	0.3%
4936d20fd0be487		3	0.3%
49d2684cbd464ee		3	0.3%
4af38353df164c5		3	0.3%
4b07af9a7bac483		3	0.3%
4b14fdfdc4154af5		3	0.3%
4dd40973252a4df		3	0.3%
4e6fd738620241a		3	0.3%
50a0e9476f3f494		3	0.3%
51986b54676d4e3		3	0.3%
527a88628b1c424		3	0.3%
5300060198c04c3		3	0.3%
53fa8063d7db498		3	0.3%
54d04063673a4a7		3	0.3%
559f5482d2fa4c7		3	0.3%
55b84b9565e6420		3	0.3%
56225232b30346		3	0.3%
57061e3264f8499		3	0.3%
58cf916082f84b1		3	0.3%
58d95fc30734424		3	0.3%
59accfcd4d542a2		3	0.3%
5a30e64718014fc		3	0.3%
5b2bb8ba8da5434		3	0.3%
5b3c6ba74736462		3	0.3%
5c104965b505425		3	0.3%

File : CSEC4N

interview__id: Unique 32-character long identifier of the interview

Value	Label	Cases	Percentage
5c166c1642f340b		3	0.3%
5ed8795ec990433		3	0.3%
5f625ed846014f1		3	0.3%
5f9671150b6c4d8		3	0.3%
5f9c80627104486		3	0.3%
5fd0f31f330a49a7		3	0.3%
608bfd2bd5f8412		3	0.3%
61dc08d3c51a46b		3	0.3%
61e4b68c15e0457		3	0.3%
62af21468f5b4edl		3	0.3%
62f01c4bc6cf48c7		3	0.3%
63ef3bf75fef4be6		3	0.3%
645e8f52e0284da		3	0.3%
652892d80eef4dc		3	0.3%
6576b15a95a0431		3	0.3%
6596c2921b4f49f		3	0.3%
65e342045671412		3	0.3%
663e019dae8f42e		3	0.3%
664e98a3af9c465		3	0.3%
67ac1b9b59384c0		3	0.3%
67d77e0fbf754e2		3	0.3%
68984e8f107b4fc1		3	0.3%
68b87f690c5e4d4		3	0.3%
69fdbce170a3499		3	0.3%
6aac54099d5446c		3	0.3%
6be18dc7379a4d8		3	0.3%
6cb2e1bf1182402		3	0.3%
6d561d7e1bb34b0		3	0.3%
6d6546ea45a24cc		3	0.3%
6e7a08685b68404		3	0.3%
6ec8cecb648e4b6		3	0.3%
6fb3d5bdc87496		3	0.3%
712dd05dfdf54bc		3	0.3%
73b6584e55df47e		3	0.3%
73edb914e5ec4a6		3	0.3%
74879a94288749c		3	0.3%
75df2b5c7d6b492		3	0.3%
76a347dba3c945d		3	0.3%
77b63a2a3a5846c		3	0.3%
78b1f1144ce740d		3	0.3%
7934cfadf18a4020		3	0.3%
7a92a755edec4d6		3	0.3%
7af284e10f40460		3	0.3%

File : CSEC4N

interview__id: Unique 32-character long identifier of the interview

Value	Label	Cases	Percentage
7b71511069ca41c		3	0.3%
7b91ac7196d446f		3	0.3%
7ceaac984dc4433		3	0.3%
7f25311583624b7		3	0.3%
80c5e48699bc48b		3	0.3%
81def38cfed24edc		3	0.3%
81f2300746cc4b0		3	0.3%
824efbe20846431		3	0.3%
825a4d9c10674fb		3	0.3%
82e2ee46332f4f5c		3	0.3%
865a0a2dd0d442a		3	0.3%
87d1a29404f2409		3	0.3%
8b2193d437e6485		3	0.3%
8c60b24c5d69455		3	0.3%
8da56015c708420		3	0.3%
8ed0e75643204d2		3	0.3%
8f69cfcd9bea4a2a		3	0.3%
909b86e277fe480		3	0.3%
91e89e7118c041f		3	0.3%
92722375ee7a482		3	0.3%
93268921598f4e9		3	0.3%
942d21651db145e		3	0.3%
94a28a335ad8409		3	0.3%
94ae3c15a2df4270		3	0.3%
94d6a92de2aa418		3	0.3%
94e8fb8cab7846d		3	0.3%
977cf8b59c214cd		3	0.3%
9836e079cdd949e		3	0.3%
987cf3a3f3f04a53		3	0.3%
989fa310b635456		3	0.3%
98c92ebc81274b4		3	0.3%
98ff8b8f6835485f		3	0.3%
991ea35afb8c4a5b		3	0.3%
9ae38f33171f4fb8		3	0.3%
9b29a92d6753467		3	0.3%
9c42c15316c0441		3	0.3%
9c877a6abcc44e2		3	0.3%
9ecbe56df9f249d3		3	0.3%
9ef24898f0e04e6f		3	0.3%
a03a17e845b8444		3	0.3%
a0525377534b48f		3	0.3%
a221543631f5448		3	0.3%
a29bda3a56964ba		3	0.3%

File : CSEC4N

interview__id: Unique 32-character long identifier of the interview

Value	Label	Cases	Percentage
a3908ba3b92f4fe1		3	0.3%
a4729f20438e493		3	0.3%
a5e08a9b2416439		3	0.3%
a93651e6ad8d4de		3	0.3%
a9b092b3952f4ec		3	0.3%
aeefbdde40724ba		3	0.3%
b00970f7c1fd483		3	0.3%
b0b5ef4a81ee422		3	0.3%
b0cd107e76604c5		3	0.3%
b105a36a56b84f6		3	0.3%
b136b27d911942		3	0.3%
b137ae14a69249f		3	0.3%
b2e36352f5d9409		3	0.3%
b330812745fa4e7		3	0.3%
b341d8d4669945		3	0.3%
b4251f797f5f478		3	0.3%
b562c88957c5417		3	0.3%
b59699570a7a45a		3	0.3%
b60db776f7044c0		3	0.3%
b6beade8c2fb4ba		3	0.3%
b6c120c8e36f4d4		3	0.3%
b71b6b7c544e41f		3	0.3%
b92db033a86e4ab		3	0.3%
bad2132fae8a424		3	0.3%
bb6db2bb7e894ee		3	0.3%
bb91dac00ca941a		3	0.3%
bbb3f63e02a24e3		3	0.3%
bbd5aebfc1a54cfe		3	0.3%
bcc6e03bb2a5433		3	0.3%
bcf4623a365e435		3	0.3%
bfade52afbbe499		3	0.3%
bfc868c5c591428		3	0.3%
c015bae305344f9		3	0.3%
c14a86da4ace406		3	0.3%
c1a22955cf934b9		3	0.3%
c208d41946924e2		3	0.3%
c2a083238ac94fc		3	0.3%
c3356144806643		3	0.3%
c40d2554992447		3	0.3%
c5a985e708a7459		3	0.3%
c7bcab112852484		3	0.3%
c997c4379310457		3	0.3%
c9f3e3b01148416		3	0.3%

File : CSEC4N

interview__id: Unique 32-character long identifier of the interview

Value	Label	Cases	Percentage
ca4736d2f7a74a89		3	0.3%
caa6f80f888744d0		3	0.3%
cbe3a418c67c437		3	0.3%
cc8047dc8a484aa		3	0.3%
cd1474d77fac421		3	0.3%
ce05dd69d60e43e		3	0.3%
ce31748c847d40a		3	0.3%
cedfce2c57e641d1		3	0.3%
d091d72bf34743f		3	0.3%
d4b645c8dabe4a1		3	0.3%
d4e9ef0dc2b74bf2		3	0.3%
d56d66a6c7584c2		3	0.3%
d63a27ac1a6d4af8		3	0.3%
d63ba4eb8a1c4a0		3	0.3%
d6aa486f005240b		3	0.3%
d7b1236aabb94f6		3	0.3%
d7df893335d04af		3	0.3%
d84f5f9e3a694d3c		3	0.3%
d8e480e0083545f		3	0.3%
d983e831143f41a		3	0.3%
da5e5ab5a00e480		3	0.3%
da7a73e6a465427		3	0.3%
db979bdcd2e148f		3	0.3%
dc1776a9a0e14f4		3	0.3%
dda5335ce205431		3	0.3%
df04ee2c0e3a4107		3	0.3%
dfbc222d6117426		3	0.3%
e106494d0ae84f2		3	0.3%
e23a30e088d1453		3	0.3%
e24222c61b9f456		3	0.3%
e282714b05cb42f		3	0.3%
e3166e34b04d473		3	0.3%
e4d52a1c0a1148d		3	0.3%
e4ddc650064a4c0		3	0.3%
e614b8ae67d44c8		3	0.3%
e61b5559a1b4404		3	0.3%
e6d0819875ec42e		3	0.3%
e77d4f6292d2475		3	0.3%
e86a2ea031ca4f9c		3	0.3%
e8b86f9566254e7		3	0.3%
e90883e23667495		3	0.3%
e9acfec9f50e43a8		3	0.3%
e9e027640d2a450		3	0.3%

File : CSEC4N

interview__id: Unique 32-character long identifier of the interview

Value	Label	Cases	Percentage
e9ee6e0d15b54db		3	0.3%
eb8f3695097d4ec		3	0.3%
ebb0b322a786451		3	0.3%
ed628650c92d451		3	0.3%
ee245be814ce483		3	0.3%
ef0a2c1050d9446		3	0.3%
f11ff6935d374a37		3	0.3%
f2753e0a1ee1407f		3	0.3%
f310f9362b1e429f		3	0.3%
f4f37a3e35c44dc4		3	0.3%
f7c8666f68b2434f		3	0.3%
fa6d43e574104db		3	0.3%
fad0449bb4f0427f		3	0.3%
fbdb75a9b0ab4f6f		3	0.3%
fc8c4458e87f4d7f		3	0.3%
fd96d6f934ab457f		3	0.3%
fe36e5eff69c4cb2		3	0.3%
ff38ebd77e0b421f		3	0.3%
ffc83c8361694f8c		3	0.3%

Warning: these figures indicate the number of cases found in the data file. They cannot be interpreted as summary statistics of the population of interest.

Supervisor_id: Supervisor/Monitor level

Information	[Type= discrete] [Format=numeric] [Range= 1-3] [Missing=*]
Statistics [NW/ W]	[Valid=921 /-] [Invalid=0 /-]

Value	Label	Cases	Percentage
1	Health Sub-District (HC IV/hospital)	307	33.3%
2	District	307	33.3%
3	Ministry of Health	307	33.3%

Warning: these figures indicate the number of cases found in the data file. They cannot be interpreted as summary statistics of the population of interest.

s4nq109: [LEVEL] supervise/ monitor this health facility in the last 3 months

Information	[Type= discrete] [Format=numeric] [Range= 1-2] [Missing=*]
Statistics [NW/ W]	[Valid=687 /-] [Invalid=234 /-]

Value	Label	Cases	Percentage
1	Yes	611	88.9%
2	No	76	11.1%
Sysmiss		234	

Warning: these figures indicate the number of cases found in the data file. They cannot be interpreted as summary statistics of the population of interest.



s4nq110: 110. Did the supervisor from %rosteritle% supervise/ monitor this health facili

Information	[Type= discrete] [Format=numeric] [Range= 1-3] [Missing=*]
Statistics [NW/ W]	[Valid=608 /-] [Invalid=313 /-]

Value	Label	Cases	Percentage
1	Yes	510	83.9%

File : CSEC4N













s4nq110: 110. Did the supervisor from %rosteritle% supervise/ monitor this health facili

Value	Label	Cases	Percentage
2	No	90	 14.8%
3	N/A	8	 1.3%
Sysmiss		313	

Warning: these figures indicate the number of cases found in the data file. They cannot be interpreted as summary statistics of the population of interest.

s4nq111a: 111a. Which MONTH did supervisor from %rosteritle% last visit?

Information	[Type= discrete] [Format=numeric] [Range= 1-12] [Missing=*]
Statistics [NW/ W]	[Valid=600 /-] [Invalid=321 /-]

Value	Label	Cases	Percentage
1	January	27	 4.5%
2	February	48	 8.0%
3	March	82	 13.7%
4	April	78	 13.0%
5	May	84	 14.0%
6	June	92	 15.3%
7	July	60	 10.0%
8	August	38	 6.3%
9	September	26	 4.3%
10	October	19	 3.2%
11	November	20	 3.3%
12	December	26	 4.3%
Sysmiss		321	





Warning: these figures indicate the number of cases found in the data file. They cannot be interpreted as summary statistics of the population of interest.

s4nq111b: 111b. Which YEAR did supervisor from %rosteritle% last visit?

Information	[Type= continuous] [Format=numeric] [Range= 2012-2819] [Missing=*]
Statistics [NW/ W]	[Valid=600 /-] [Invalid=321 /-] [Mean=2020.258 /-] [StdDev=32.667 /-]

s4nq112: 112. What is the annual frequency of supervision/monitoring by [SUPERVISOR]?

Information	[Type= discrete] [Format=numeric] [Range= 1-4] [Missing=*]
Statistics [NW/ W]	[Valid=600 /-] [Invalid=321 /-]

Value	Label	Cases	Percentage
1	Monthly	145	 24.2%
2	Quarterly	389	 64.8%
3	Twice a year	37	 6.2%
4	Annually	29	 4.8%
Sysmiss		321	

Warning: these figures indicate the number of cases found in the data file. They cannot be interpreted as summary statistics of the population of interest.

File : CSEC40

Final_EA_code: Enumeration Area Unique identifier

Information [Type= discrete] [Format=character] [Missing=*]

Statistics [NW/ W] [Valid=307 /-] [Invalid=0 /-]

Value	Label	Cases	Percentage
101204020501		1	0.3%
102101040201		1	0.3%
102101080210		1	0.3%
102102020513		1	0.3%
102102050406		1	0.3%
102102060108		1	0.3%
102102080506		1	0.3%
102103010916		1	0.3%
102103041252		1	0.3%
102103050203		1	0.3%
102103050439		1	0.3%
102103060631		1	0.3%
102103080303		1	0.3%
102103120844		1	0.3%
102104010236		1	0.3%
102104020103		1	0.3%
102104020313		1	0.3%
102104081332		1	0.3%
102104163014		1	0.3%
102104190357		1	0.3%
102105010613		1	0.3%
102105030701		1	0.3%
102105040650		1	0.3%
102105100433		1	0.3%
102105130528		1	0.3%
102105150507		1	0.3%
103105050501		1	0.3%
103107020109		1	0.3%
104102040606		1	0.3%
104104030820		1	0.3%
104105040311		1	0.3%
104208040401		1	0.3%
105105020108		1	0.3%
106101010605		1	0.3%
106101090206		1	0.3%
106106060103		1	0.3%
107202060102		1	0.3%
107302030503		1	0.3%
107305070203		1	0.3%
107402030203		1	0.3%
107403060301		1	0.3%

File : CSEC40

Final_EA_code: Enumeration Area Unique identifier

Value	Label	Cases	Percentage
108106030909		1	0.3%
108301010115		1	0.3%
108301050512		1	0.3%
110203060109		1	0.3%
110204010703		1	0.3%
110206030911		1	0.3%
110207040309		1	0.3%
110305010603		1	0.3%
110306010205		1	0.3%
111102010811		1	0.3%
111202040320		1	0.3%
111202061528		1	0.3%
112102030202		1	0.3%
112104021001		1	0.3%
112204030107		1	0.3%
113105040201		1	0.3%
113105050532		1	0.3%
113111020505		1	0.3%
113113020418		1	0.3%
113113060242		1	0.3%
113301010130		1	0.3%
113301050411		1	0.3%
113406060107		1	0.3%
113604010110		1	0.3%
115103020402		1	0.3%
115104030401		1	0.3%
115202070303		1	0.3%
115206030602		1	0.3%
115303040507		1	0.3%
115303050716		1	0.3%
116102050101		1	0.3%
117106050206		1	0.3%
117201050401		1	0.3%
117202080201		1	0.3%
117301041130		1	0.3%
117301041137		1	0.3%
117302030901		1	0.3%
117302060527		1	0.3%
118101041020		1	0.3%
119104030404		1	0.3%
120106010101		1	0.3%
122102060404		1	0.3%
122105020311		1	0.3%

File : CSEC40

Final_EA_code: Enumeration Area Unique identifier

Value	Label	Cases	Percentage
122106021812		1	0.3%
123110030105		1	0.3%
124101050211		1	0.3%
124101050312		1	0.3%
124103021620		1	0.3%
124104040103		1	0.3%
124107010620		1	0.3%
124108021108		1	0.3%
125105010702		1	0.3%
201203010310		1	0.3%
201206020507		1	0.3%
201210090210		1	0.3%
202205030602		1	0.3%
203202030310		1	0.3%
203202040303		1	0.3%
203301010111		1	0.3%
204101030213		1	0.3%
204102040514		1	0.3%
204203010514		1	0.3%
204301010302		1	0.3%
204301020206		1	0.3%
204301030308		1	0.3%
204302051318		1	0.3%
205101020309		1	0.3%
205101030109		1	0.3%
205107030213		1	0.3%
207104010604		1	0.3%
208102140202		1	0.3%
208107130101		1	0.3%
208202080102		1	0.3%
209201010506		1	0.3%
210306040101		1	0.3%
210306040102		1	0.3%
211105030205		1	0.3%
211106070404		1	0.3%
211107030208		1	0.3%
212104030611		1	0.3%
212105040709		1	0.3%
212202010105		1	0.3%
212305020404		1	0.3%
214101040303		1	0.3%
214101060404		1	0.3%
214102020611		1	0.3%

File : CSEC40

Final_EA_code: Enumeration Area Unique identifier

Value	Label	Cases	Percentage
214108010504		1	0.3%
214113010305		1	0.3%
214114030515		1	0.3%
215109020818		1	0.3%
215115020203		1	0.3%
215120020808		1	0.3%
216202030604		1	0.3%
218103021305		1	0.3%
218115040101		1	0.3%
219103120104		1	0.3%
219103170202		1	0.3%
221109020302		1	0.3%
221109050505		1	0.3%
222111021102		1	0.3%
223108100606		1	0.3%
223120020410		1	0.3%
223121010401		1	0.3%
223121030202		1	0.3%
223126011515		1	0.3%
223128010204		1	0.3%
223135040509		1	0.3%
224105051111		1	0.3%
225103041522		1	0.3%
225114032604		1	0.3%
226101010214		1	0.3%
226102050810		1	0.3%
226104040305		1	0.3%
226105051005		1	0.3%
228102030405		1	0.3%
229104021009		1	0.3%
230105010304		1	0.3%
230105040506		1	0.3%
230109050511		1	0.3%
232101040606		1	0.3%
232203040502		1	0.3%
302101021503		1	0.3%
302201050803		1	0.3%
302204050508		1	0.3%
302205050202		1	0.3%
302303070505		1	0.3%
303201020510		1	0.3%
303202060606		1	0.3%
303204050605		1	0.3%

File : CSEC40

Final_EA_code: Enumeration Area Unique identifier

Value	Label	Cases	Percentage
303402040806		1	0.3%
303404010207		1	0.3%
303404030404		1	0.3%
303405070316		1	0.3%
303405071314		1	0.3%
303503041111		1	0.3%
303504020504		1	0.3%
304102010107		1	0.3%
304204020110		1	0.3%
304301040405		1	0.3%
306201010103		1	0.3%
306203010305		1	0.3%
306204010301		1	0.3%
306204020605		1	0.3%
307108020605		1	0.3%
307108030304		1	0.3%
307108030708		1	0.3%
307108030908		1	0.3%
307202030201		1	0.3%
308102060619		1	0.3%
309103050101		1	0.3%
309104050403		1	0.3%
309204060609		1	0.3%
310102021618		1	0.3%
310202030204		1	0.3%
310306030909		1	0.3%
310306040802		1	0.3%
310306041001		1	0.3%
311102010107		1	0.3%
311103020202		1	0.3%
311105051111		1	0.3%
311202010102		1	0.3%
312105020216		1	0.3%
313102050501		1	0.3%
313104010108		1	0.3%
314101030304		1	0.3%
314103040301		1	0.3%
314105010202		1	0.3%
315105030209		1	0.3%
317101010205		1	0.3%
317103020201		1	0.3%
317107051210		1	0.3%
318102020202		1	0.3%

File : CSEC40

Final_EA_code: Enumeration Area Unique identifier

Value	Label	Cases	Percentage
318103020406		1	0.3%
318112010303		1	0.3%
318114020701		1	0.3%
318116050101		1	0.3%
319105080306		1	0.3%
319107020203		1	0.3%
319203030409		1	0.3%
320102020601		1	0.3%
320102040601		1	0.3%
320108080103		1	0.3%
321103040514		1	0.3%
321105050214		1	0.3%
321106010504		1	0.3%
321107061709		1	0.3%
322108020610		1	0.3%
322111041206		1	0.3%
323104030201		1	0.3%
323106040915		1	0.3%
323108030411		1	0.3%
324101011403		1	0.3%
324104010503		1	0.3%
325101020514		1	0.3%
325103060113		1	0.3%
325103060210		1	0.3%
325107010301		1	0.3%
327103030510		1	0.3%
327106020513		1	0.3%
329106020616		1	0.3%
330107010101		1	0.3%
330110010403		1	0.3%
402208050714		1	0.3%
402210030714		1	0.3%
403101020501		1	0.3%
403105050205		1	0.3%
403201020515		1	0.3%
403301030215		1	0.3%
404102030405		1	0.3%
404207040904		1	0.3%
404403030304		1	0.3%
405104020509		1	0.3%
405203030403		1	0.3%
405211011114		1	0.3%
405301040904		1	0.3%

File : CSEC40

Final_EA_code: Enumeration Area Unique identifier

Value	Label	Cases	Percentage
405302030405		1	0.3%
406108040102		1	0.3%
406201020310		1	0.3%
406210060603		1	0.3%
406212010207		1	0.3%
406303070608		1	0.3%
407106021906		1	0.3%
408102011215		1	0.3%
408112020621		1	0.3%
408113040517		1	0.3%
409101040104		1	0.3%
409203050902		1	0.3%
409301030405		1	0.3%
410101040507		1	0.3%
410201010654		1	0.3%
410201010733		1	0.3%
410303060103		1	0.3%
411203020101		1	0.3%
411302020404		1	0.3%
411402020404		1	0.3%
411403030809		1	0.3%
412103070506		1	0.3%
412201070408		1	0.3%
412203040507		1	0.3%
414116010603		1	0.3%
415105020404		1	0.3%
415106081213		1	0.3%
415110040403		1	0.3%
415114070301		1	0.3%
415115040706		1	0.3%
417102010602		1	0.3%
417103010710		1	0.3%
417107030404		1	0.3%
417109040205		1	0.3%
417201010905		1	0.3%
417202010210		1	0.3%
418104030103		1	0.3%
418201020305		1	0.3%
418202010203		1	0.3%
418209070214		1	0.3%
419204020202		1	0.3%
420107040304		1	0.3%
420108030901		1	0.3%

File : CSEC40

Final_EA_code: Enumeration Area Unique identifier

Value	Label	Cases	Percentage
422102010506		1	0.3%
422107010808		1	0.3%
423110010602		1	0.3%
424105020201		1	0.3%
426202040101		1	0.3%
427202040214		1	0.3%
428111030515		1	0.3%
432205040203		1	0.3%

Warning: these figures indicate the number of cases found in the data file. They cannot be interpreted as summary statistics of the population of interest.

interview__id: Unique 32-character long identifier of the interview

Information	[Type= discrete] [Format=character] [Missing=*]
Statistics [NW/ W]	[Valid=307 /-] [Invalid=0 /-]

Value	Label	Cases	Percentage
05a0fe0e9f714c0t		1	0.3%
05f078de3c20400		1	0.3%
07ae8f7297234ae		1	0.3%
0878b9ca320646c		1	0.3%
098b64d5f62d444		1	0.3%
09bfa283100c462		1	0.3%
0aee3535b7234e0		1	0.3%
0b08b47250b441c		1	0.3%
0c7be6801de643e		1	0.3%
0d07cf9a197b4ea		1	0.3%
0d35d167e05a48c		1	0.3%
0e0a6e4e61be4e8		1	0.3%
0f26d7f7b06f4b9		1	0.3%
103ae2d40d654ba		1	0.3%
104d7f9eb5cc429		1	0.3%
1058921f8e3e471		1	0.3%
10e47f214cb7482		1	0.3%
1124288a21f7429		1	0.3%
11324295e37b4bc		1	0.3%
120745e30ae2426		1	0.3%
14b0a6db23fb42a		1	0.3%
14c013df40e448d		1	0.3%
1559b44962074f1		1	0.3%
15d825f70832453		1	0.3%
15daaf897d21429		1	0.3%
165176d72b6e412		1	0.3%
179be7cbf9884e0		1	0.3%
17ad285d62d7495		1	0.3%
18cad48cbad4438		1	0.3%
19e17412e1bb43c		1	0.3%

File : CSEC40

interview__id: Unique 32-character long identifier of the interview

Value	Label	Cases	Percentage
1a7113db20214df		1	0.3%
1abf78b9247749b		1	0.3%
1b8cc2c21714481		1	0.3%
1d1c39bd455d40e		1	0.3%
1eb5ffb1eeb14468		1	0.3%
1f82d12a97c5472		1	0.3%
1f9751e8115d473		1	0.3%
20b3dc70a2ef47ff		1	0.3%
22079ff2853f489c		1	0.3%
22305ac5a3e1460		1	0.3%
2298e1b9396042c		1	0.3%
23f6bb268b504e5		1	0.3%
24dff56428de471e		1	0.3%
2687e3cb2fe0474		1	0.3%
26be7462ce5e43d		1	0.3%
26eef9075b7349a		1	0.3%
26f0c6653b8b4c1		1	0.3%
293ecee7a80a482		1	0.3%
29cc9b2639524c4		1	0.3%
2b8544e9cb7347f		1	0.3%
2bc65237da7d4f7		1	0.3%
2bea2c4985dd4f4		1	0.3%
2c2b89bb4ed2475		1	0.3%
2c4950efbc4f485c		1	0.3%
2c5000cc7fa54dbb		1	0.3%
2c7dff734efc4ccb		1	0.3%
2c8f787219df44a8		1	0.3%
2d21136097a4458		1	0.3%
2f0258e282264dd		1	0.3%
2f3dadda9c4d49b		1	0.3%
303f41c72565478		1	0.3%
30b9d5e1f9fe43dc		1	0.3%
30fa92d582c34ff8		1	0.3%
312a435313e240e		1	0.3%
31a3f66b5452449		1	0.3%
32bb43e6ccef4255		1	0.3%
333db34cb097445		1	0.3%
34533291de9b4e3		1	0.3%
349edf6fc6cb49dc		1	0.3%
34efbcd896549f7		1	0.3%
362ff1525f0b427c		1	0.3%
369a2e686b0641f		1	0.3%
37c7d386630e44f		1	0.3%

File : CSEC40

interview__id: Unique 32-character long identifier of the interview

Value	Label	Cases	Percentage
391f45ad2d3548e		1	0.3%
39627200a32c462		1	0.3%
39e38a8716404f4		1	0.3%
3a542ba2ee9a46d		1	0.3%
3ac09195350c451		1	0.3%
3b3c7af2481243f		1	0.3%
3ce08aeb981a41a		1	0.3%
3cf0a1fa46ae4682		1	0.3%
3d61703566614f4		1	0.3%
3f41cdc7f4484a90		1	0.3%
40927a9f8da44e0		1	0.3%
41d507da42f24fa		1	0.3%
44c8e8b546fa4e9		1	0.3%
4582b29c263744c		1	0.3%
45e2495043be477		1	0.3%
468987393fd4448		1	0.3%
46bc8364e56f4e2		1	0.3%
481f3d44d4074b5		1	0.3%
49123f99dd9b486		1	0.3%
4936d20fd0be487		1	0.3%
49d2684cbd464ee		1	0.3%
4af38353df164c5		1	0.3%
4b07af9a7bac483		1	0.3%
4b14fdfdc4154af5		1	0.3%
4dd40973252a4df		1	0.3%
4e6fd738620241a		1	0.3%
50a0e9476f3f494		1	0.3%
51986b54676d4e3		1	0.3%
527a88628b1c424		1	0.3%
5300060198c04c3		1	0.3%
53fa8063d7db498		1	0.3%
54d04063673a4a7		1	0.3%
559f5482d2fa4c7		1	0.3%
55b84b9565e6420		1	0.3%
56225232b30346		1	0.3%
57061e3264f8499		1	0.3%
58cf916082f84b1		1	0.3%
58d95fc30734424		1	0.3%
59accfcd4d542a2		1	0.3%
5a30e64718014fc		1	0.3%
5b2bb8ba8da5434		1	0.3%
5b3c6ba74736462		1	0.3%
5c104965b505425		1	0.3%

File : CSEC40

interview__id: Unique 32-character long identifier of the interview

Value	Label	Cases	Percentage
5c166c1642f340b		1	0.3%
5ed8795ec990433		1	0.3%
5f625ed846014f1		1	0.3%
5f9671150b6c4d8		1	0.3%
5f9c80627104486		1	0.3%
5fd0f31f330a49a7		1	0.3%
608bfd2bd5f8412		1	0.3%
61dc08d3c51a46b		1	0.3%
61e4b68c15e0457		1	0.3%
62af21468f5b4edl		1	0.3%
62f01c4bc6cf48c7		1	0.3%
63ef3bf75fef4be6		1	0.3%
645e8f52e0284da		1	0.3%
652892d80eef4dc		1	0.3%
6576b15a95a0431		1	0.3%
6596c2921b4f49f		1	0.3%
65e342045671412		1	0.3%
663e019dae8f42e		1	0.3%
664e98a3af9c465		1	0.3%
67ac1b9b59384c0		1	0.3%
67d77e0fbf754e2		1	0.3%
68984e8f107b4fc1		1	0.3%
68b87f690c5e4d4		1	0.3%
69fdbce170a3499		1	0.3%
6aac54099d5446c		1	0.3%
6be18dc7379a4d8		1	0.3%
6cb2e1bf1182402		1	0.3%
6d561d7e1bb34b0		1	0.3%
6d6546ea45a24cc		1	0.3%
6e7a08685b68404		1	0.3%
6ec8cecb648e4b6		1	0.3%
6fb3d5bdc87496		1	0.3%
712dd05dfdf54bc		1	0.3%
73b6584e55df47e		1	0.3%
73edb914e5ec4a6		1	0.3%
74879a94288749c		1	0.3%
75df2b5c7d6b492		1	0.3%
76a347dba3c945d		1	0.3%
77b63a2a3a5846c		1	0.3%
78b1f1144ce740d		1	0.3%
7934cfadf18a4020		1	0.3%
7a92a755edec4d6		1	0.3%
7af284e10f40460		1	0.3%

File : CSEC40

interview__id: Unique 32-character long identifier of the interview

Value	Label	Cases	Percentage
7b71511069ca41c		1	0.3%
7b91ac7196d446f		1	0.3%
7ceaac984dc4433		1	0.3%
7f25311583624b7		1	0.3%
80c5e48699bc48b		1	0.3%
81def38cfed24edc		1	0.3%
81f2300746cc4b0		1	0.3%
824efbe20846431		1	0.3%
825a4d9c10674fb		1	0.3%
82e2ee46332f4f5c		1	0.3%
865a0a2dd0d442a		1	0.3%
87d1a29404f2409		1	0.3%
8b2193d437e6485		1	0.3%
8c60b24c5d69455		1	0.3%
8da56015c708420		1	0.3%
8ed0e75643204d2		1	0.3%
8f69cfcd9bea4a2a		1	0.3%
909b86e277fe480		1	0.3%
91e89e7118c041f		1	0.3%
92722375ee7a482		1	0.3%
93268921598f4e9		1	0.3%
942d21651db145e		1	0.3%
94a28a335ad8409		1	0.3%
94ae3c15a2df4270		1	0.3%
94d6a92de2aa418		1	0.3%
94e8fb8cab7846d		1	0.3%
977cf8b59c214cd		1	0.3%
9836e079cdd949e		1	0.3%
987cf3a3f3f04a53		1	0.3%
989fa310b635456		1	0.3%
98c92ebc81274b4		1	0.3%
98ff8b8f6835485f		1	0.3%
991ea35afb8c4a5b		1	0.3%
9ae38f33171f4fb8		1	0.3%
9b29a92d6753467		1	0.3%
9c42c15316c0441		1	0.3%
9c877a6abcc44e2		1	0.3%
9ecbe56df9f249d3		1	0.3%
9ef24898f0e04e6f		1	0.3%
a03a17e845b8444		1	0.3%
a0525377534b48f		1	0.3%
a221543631f5448		1	0.3%
a29bda3a56964ba		1	0.3%

File : CSEC40

interview__id: Unique 32-character long identifier of the interview

Value	Label	Cases	Percentage
a3908ba3b92f4fe1		1	0.3%
a4729f20438e493		1	0.3%
a5e08a9b2416439		1	0.3%
a93651e6ad8d4de		1	0.3%
a9b092b3952f4ec		1	0.3%
aeefbdde40724ba		1	0.3%
b00970f7c1fd483		1	0.3%
b0b5ef4a81ee422		1	0.3%
b0cd107e76604c5		1	0.3%
b105a36a56b84f6		1	0.3%
b136b27d911942		1	0.3%
b137ae14a69249f		1	0.3%
b2e36352f5d9409		1	0.3%
b330812745fa4e7		1	0.3%
b341d8d4669945		1	0.3%
b4251f797f5f478		1	0.3%
b562c88957c5417		1	0.3%
b59699570a7a45a		1	0.3%
b60db776f7044c0		1	0.3%
b6beade8c2fb4ba		1	0.3%
b6c120c8e36f4d4		1	0.3%
b71b6b7c544e41f		1	0.3%
b92db033a86e4ab		1	0.3%
bad2132fae8a424		1	0.3%
bb6db2bb7e894ee		1	0.3%
bb91dac00ca941a		1	0.3%
bbb3f63e02a24e3		1	0.3%
bbd5aebfc1a54cfe		1	0.3%
bcc6e03bb2a5433		1	0.3%
bcf4623a365e435		1	0.3%
bfade52afbbe499		1	0.3%
bfc868c5c591428		1	0.3%
c015bae305344f9		1	0.3%
c14a86da4ace406		1	0.3%
c1a22955cf934b9		1	0.3%
c208d41946924e2		1	0.3%
c2a083238ac94fc		1	0.3%
c3356144806643		1	0.3%
c40d2554992447		1	0.3%
c5a985e708a7459		1	0.3%
c7bcab112852484		1	0.3%
c997c4379310457		1	0.3%
c9f3e3b01148416		1	0.3%

File : CSEC40

interview__id: Unique 32-character long identifier of the interview

Value	Label	Cases	Percentage
ca4736d2f7a74a89		1	0.3%
caa6f80f888744d0		1	0.3%
cbe3a418c67c4371		1	0.3%
cc8047dc8a484aa0		1	0.3%
cd1474d77fac4211		1	0.3%
ce05dd69d60e43e1		1	0.3%
ce31748c847d40a0		1	0.3%
cedfce2c57e641d1		1	0.3%
d091d72bf34743f1		1	0.3%
d4b645c8dabe4a10		1	0.3%
d4e9ef0dc2b74bf1		1	0.3%
d56d66a6c7584c20		1	0.3%
d63a27ac1a6d4af1		1	0.3%
d63ba4eb8a1c4a00		1	0.3%
d6aa486f005240b0		1	0.3%
d7b1236aabb94f60		1	0.3%
d7df893335d04af0		1	0.3%
d84f5f9e3a694d30		1	0.3%
d8e480e0083545f0		1	0.3%
d983e831143f41a0		1	0.3%
da5e5ab5a00e4800		1	0.3%
da7a73e6a4654270		1	0.3%
db979bdcd2e148f0		1	0.3%
dc1776a9a0e14f40		1	0.3%
dda5335ce2054310		1	0.3%
df04ee2c0e3a4100		1	0.3%
dfbc222d61174260		1	0.3%
e106494d0ae84f20		1	0.3%
e23a30e088d14530		1	0.3%
e24222c61b9f4560		1	0.3%
e282714b05cb42f0		1	0.3%
e3166e34b04d4730		1	0.3%
e4d52a1c0a1148d0		1	0.3%
e4ddc650064a4c00		1	0.3%
e614b8ae67d44c80		1	0.3%
e61b5559a1b44040		1	0.3%
e6d0819875ec42e0		1	0.3%
e77d4f6292d24750		1	0.3%
e86a2ea031ca4f90		1	0.3%
e8b86f9566254e70		1	0.3%
e90883e236674950		1	0.3%
e9acfec9f50e43a80		1	0.3%
e9e027640d2a4500		1	0.3%

File : CSEC40

interview__id: Unique 32-character long identifier of the interview

Value	Label	Cases	Percentage
e9ee6e0d15b54db		1	<div></div> 0.3%
eb8f3695097d4ec		1	<div></div> 0.3%
ebb0b322a786451		1	<div></div> 0.3%
ed628650c92d451		1	<div></div> 0.3%
ee245be814ce483		1	<div></div> 0.3%
ef0a2c1050d9446		1	<div></div> 0.3%
f11ff6935d374a37		1	<div></div> 0.3%
f2753e0a1ee1407f		1	<div></div> 0.3%
f310f9362b1e429f		1	<div></div> 0.3%
f4f37a3e35c44dc4		1	<div></div> 0.3%
f7c8666f68b2434f		1	<div></div> 0.3%
fa6d43e574104db		1	<div></div> 0.3%
fad0449bb4f0427f		1	<div></div> 0.3%
fbdb75a9b0ab4f6f		1	<div></div> 0.3%
fc8c4458e87f4d7f		1	<div></div> 0.3%
fd96d6f934ab457f		1	<div></div> 0.3%
fe36e5eff69c4cb2		1	<div></div> 0.3%
ff38ebd77e0b421f		1	<div></div> 0.3%
ffc83c8361694f8c		1	<div></div> 0.3%

Warning: these figures indicate the number of cases found in the data file. They cannot be interpreted as summary statistics of the population of interest.

s4oq113: 113. Do the villages in the catchment area of this facility have established VHT

Information	[Type= discrete] [Format=numeric] [Range= 1-2] [Missing=*]
Statistics [NW/ W]	[Valid=229 /-] [Invalid=78 /-]

Value	Label	Cases	Percentage
1	Yes	228	<div></div> 99.6%
2	No	1	<div></div> 0.4%
Sysmiss		78	

Warning: these figures indicate the number of cases found in the data file. They cannot be interpreted as summary statistics of the population of interest.

s4oq114: 114. Are the Village Health Teams (VHT) functional?

Information	[Type= discrete] [Format=numeric] [Range= 1-2] [Missing=*]
Statistics [NW/ W]	[Valid=228 /-] [Invalid=79 /-]

Value	Label	Cases	Percentage
1	Yes	219	<div></div> 96.1%
2	No	9	<div></div> 3.9%
Sysmiss		79	

Warning: these figures indicate the number of cases found in the data file. They cannot be interpreted as summary statistics of the population of interest.

File : CSEC4P

Final_EA_code: Enumeration Area Unique identifier

Information [Type= discrete] [Format=character] [Missing=*]

Statistics [NW/ W] [Valid=2336 /-] [Invalid=0 /-]

Value	Label	Cases	Percentage
101204020501		8	0.3%
102101080210		8	0.3%
102102050406		8	0.3%
102102060108		8	0.3%
102102080506		8	0.3%
102103010916		8	0.3%
102103041252		8	0.3%
102103050439		8	0.3%
102103060631		8	0.3%
102103080303		8	0.3%
102103120844		8	0.3%
102104010236		8	0.3%
102104020313		8	0.3%
102104081332		8	0.3%
102104190357		8	0.3%
102105010613		8	0.3%
102105030701		8	0.3%
102105040650		8	0.3%
102105100433		8	0.3%
102105130528		8	0.3%
102105150507		8	0.3%
103105050501		8	0.3%
103107020109		8	0.3%
104102040606		8	0.3%
104104030820		8	0.3%
104105040311		8	0.3%
104208040401		8	0.3%
105105020108		8	0.3%
106101010605		8	0.3%
106101090206		8	0.3%
106106060103		8	0.3%
107202060102		8	0.3%
107302030503		8	0.3%
107305070203		8	0.3%
107402030203		8	0.3%
107403060301		8	0.3%
108106030909		8	0.3%
108301010115		8	0.3%
108301050512		8	0.3%
110203060109		8	0.3%
110204010703		8	0.3%

File : CSEC4P

Final_EA_code: Enumeration Area Unique identifier

Value	Label	Cases	Percentage
110206030911		8	0.3%
110207040309		8	0.3%
110305010603		8	0.3%
110306010205		8	0.3%
111102010811		8	0.3%
111202040320		8	0.3%
111202061528		8	0.3%
112102030202		8	0.3%
112104021001		8	0.3%
112204030107		8	0.3%
113105040201		8	0.3%
113105050532		8	0.3%
113111020505		8	0.3%
113113020418		8	0.3%
113113060242		8	0.3%
113301010130		8	0.3%
113301050411		8	0.3%
113406060107		8	0.3%
113604010110		8	0.3%
115103020402		8	0.3%
115104030401		8	0.3%
115202070303		8	0.3%
115206030602		8	0.3%
115303040507		8	0.3%
115303050716		8	0.3%
116102050101		8	0.3%
117106050206		8	0.3%
117201050401		8	0.3%
117202080201		8	0.3%
117301041137		8	0.3%
117302030901		8	0.3%
117302060527		8	0.3%
118101041020		8	0.3%
119104030404		8	0.3%
120106010101		8	0.3%
122102060404		8	0.3%
122105020311		8	0.3%
122106021812		8	0.3%
123110030105		8	0.3%
124101050211		8	0.3%
124101050312		8	0.3%
124103021620		8	0.3%
124104040103		8	0.3%

File : CSEC4P

Final_EA_code: Enumeration Area Unique identifier

Value	Label	Cases	Percentage
124107010620		8	0.3%
124108021108		8	0.3%
125105010702		8	0.3%
201203010310		8	0.3%
201210090210		8	0.3%
202205030602		8	0.3%
203202030310		8	0.3%
203202040303		8	0.3%
203301010111		8	0.3%
204101030213		8	0.3%
204102040514		8	0.3%
204203010514		8	0.3%
204301010302		8	0.3%
204301020206		8	0.3%
204301030308		8	0.3%
204302051318		8	0.3%
205107030213		8	0.3%
207104010604		8	0.3%
208102140202		8	0.3%
208107130101		8	0.3%
208202080102		8	0.3%
209201010506		8	0.3%
210306040101		8	0.3%
210306040102		8	0.3%
211105030205		8	0.3%
211106070404		8	0.3%
211107030208		8	0.3%
212104030611		8	0.3%
212105040709		8	0.3%
212202010105		8	0.3%
212305020404		8	0.3%
214101040303		8	0.3%
214101060404		8	0.3%
214102020611		8	0.3%
214114030515		8	0.3%
215109020818		8	0.3%
215115020203		8	0.3%
215120020808		8	0.3%
216202030604		8	0.3%
218103021305		8	0.3%
218115040101		8	0.3%
219103120104		8	0.3%
219103170202		8	0.3%

File : CSEC4P

Final_EA_code: Enumeration Area Unique identifier

Value	Label	Cases	Percentage
221109020302		8	0.3%
221109050505		8	0.3%
222111021102		8	0.3%
223108100606		8	0.3%
223120020410		8	0.3%
223121010401		8	0.3%
223121030202		8	0.3%
223126011515		8	0.3%
223128010204		8	0.3%
223135040509		8	0.3%
224105051111		8	0.3%
225103041522		8	0.3%
225114032604		8	0.3%
226101010214		8	0.3%
226102050810		8	0.3%
226104040305		8	0.3%
226105051005		8	0.3%
228102030405		8	0.3%
229104021009		8	0.3%
230105010304		8	0.3%
230105040506		8	0.3%
230109050511		8	0.3%
232101040606		8	0.3%
232203040502		8	0.3%
302101021503		8	0.3%
302201050803		8	0.3%
302204050508		8	0.3%
302205050202		8	0.3%
302303070505		8	0.3%
303201020510		8	0.3%
303202060606		8	0.3%
303204050605		8	0.3%
303402040806		8	0.3%
303404010207		8	0.3%
303404030404		8	0.3%
303405071314		8	0.3%
303503041111		8	0.3%
303504020504		8	0.3%
304102010107		8	0.3%
304204020110		8	0.3%
304301040405		8	0.3%
306201010103		8	0.3%
306203010305		8	0.3%

File : CSEC4P

Final_EA_code: Enumeration Area Unique identifier

Value	Label	Cases	Percentage
306204010301		8	0.3%
306204020605		8	0.3%
307108020605		8	0.3%
307108030304		8	0.3%
307108030908		8	0.3%
307202030201		8	0.3%
308102060619		8	0.3%
309103050101		8	0.3%
309104050403		8	0.3%
309204060609		8	0.3%
310102021618		8	0.3%
310202030204		8	0.3%
310306030909		8	0.3%
310306040802		8	0.3%
311102010107		8	0.3%
311103020202		8	0.3%
311105051111		8	0.3%
311202010102		8	0.3%
312105020216		8	0.3%
313102050501		8	0.3%
313104010108		8	0.3%
314101030304		8	0.3%
314103040301		8	0.3%
314105010202		8	0.3%
315105030209		8	0.3%
317101010205		8	0.3%
317103020201		8	0.3%
317107051210		8	0.3%
318102020202		8	0.3%
318103020406		8	0.3%
318112010303		8	0.3%
318114020701		8	0.3%
318116050101		8	0.3%
319105080306		8	0.3%
319107020203		8	0.3%
319203030409		8	0.3%
320102040601		8	0.3%
320108080103		8	0.3%
321103040514		8	0.3%
321105050214		8	0.3%
321106010504		8	0.3%
321107061709		8	0.3%
322108020610		8	0.3%

File : CSEC4P

Final_EA_code: Enumeration Area Unique identifier

Value	Label	Cases	Percentage
322111041206		8	0.3%
323104030201		8	0.3%
323106040915		8	0.3%
323108030411		8	0.3%
324101011403		8	0.3%
324104010503		8	0.3%
325101020514		8	0.3%
325103060113		8	0.3%
325103060210		8	0.3%
325107010301		8	0.3%
327103030510		8	0.3%
327106020513		8	0.3%
329106020616		8	0.3%
330107010101		8	0.3%
330110010403		8	0.3%
402208050714		8	0.3%
402210030714		8	0.3%
403101020501		8	0.3%
403105050205		8	0.3%
403201020515		8	0.3%
403301030215		8	0.3%
404102030405		8	0.3%
404207040904		8	0.3%
404403030304		8	0.3%
405104020509		8	0.3%
405203030403		8	0.3%
405211011114		8	0.3%
405301040904		8	0.3%
405302030405		8	0.3%
406108040102		8	0.3%
406201020310		8	0.3%
406210060603		8	0.3%
406212010207		8	0.3%
406303070608		8	0.3%
407106021906		8	0.3%
408102011215		8	0.3%
408112020621		8	0.3%
408113040517		8	0.3%
409101040104		8	0.3%
409203050902		8	0.3%
409301030405		8	0.3%
410101040507		8	0.3%
410201010654		8	0.3%

File : CSEC4P

Final_EA_code: Enumeration Area Unique identifier

Value	Label	Cases	Percentage
410201010733		8	0.3%
410303060103		8	0.3%
411203020101		8	0.3%
411302020404		8	0.3%
411402020404		8	0.3%
411403030809		8	0.3%
412103070506		8	0.3%
412201070408		8	0.3%
412203040507		8	0.3%
414116010603		8	0.3%
415105020404		8	0.3%
415106081213		8	0.3%
415110040403		8	0.3%
415114070301		8	0.3%
415115040706		8	0.3%
417102010602		8	0.3%
417103010710		8	0.3%
417107030404		8	0.3%
417109040205		8	0.3%
417201010905		8	0.3%
417202010210		8	0.3%
418104030103		8	0.3%
418201020305		8	0.3%
418202010203		8	0.3%
418209070214		8	0.3%
419204020202		8	0.3%
420107040304		8	0.3%
420108030901		8	0.3%
422102010506		8	0.3%
422107010808		8	0.3%
423110010602		8	0.3%
424105020201		8	0.3%
426202040101		8	0.3%
427202040214		8	0.3%
428111030515		8	0.3%
432205040203		8	0.3%

Warning: these figures indicate the number of cases found in the data file. They cannot be interpreted as summary statistics of the population of interest.

interview__id: Unique 32-character long identifier of the interview

Information	[Type= discrete] [Format=character] [Missing=*]		
Statistics [NW/ W]	[Valid=2336 /-] [Invalid=0 /-]		
Value	Label	Cases	Percentage
05a0fe0e9f714c0t		8	0.3%
05f078de3c20400		8	0.3%

File : CSEC4P

interview__id: Unique 32-character long identifier of the interview

Value	Label	Cases	Percentage
07ae8f7297234ae		8	0.3%
0878b9ca320646c		8	0.3%
09bfa283100c462		8	0.3%
0aee3535b7234e0		8	0.3%
0b08b47250b441e		8	0.3%
0c7be6801de643e		8	0.3%
0d07cf9a197b4ea		8	0.3%
0d35d167e05a48c		8	0.3%
0e0a6e4e61be4e8		8	0.3%
103ae2d40d654ba		8	0.3%
104d7f9eb5cc429		8	0.3%
1058921f8e3e471		8	0.3%
10e47f214cb7482		8	0.3%
1124288a21f7429		8	0.3%
11324295e37b4bc		8	0.3%
14b0a6db23fb42a		8	0.3%
14c013df40e448d		8	0.3%
1559b44962074f1		8	0.3%
15d825f70832453		8	0.3%
15daaf897d21429		8	0.3%
165176d72b6e412		8	0.3%
179be7cbf9884e0		8	0.3%
17ad285d62d7495		8	0.3%
18cad48cbad4438		8	0.3%
19e17412e1bb43e		8	0.3%
1a7113db20214df		8	0.3%
1abf78b9247749b		8	0.3%
1b8cc2c21714481		8	0.3%
1d1c39bd455d40e		8	0.3%
1eb5ffb1eeb14468		8	0.3%
1f82d12a97c5472		8	0.3%
1f9751e8115d473		8	0.3%
20b3dc70a2ef47ff		8	0.3%
22079ff2853f489c		8	0.3%
22305ac5a3e1460		8	0.3%
2298e1b9396042c		8	0.3%
23f6bb268b504e5		8	0.3%
24dff56428de471e		8	0.3%
2687e3cb2fe0474		8	0.3%
26be7462ce5e43d		8	0.3%
26eef9075b7349a		8	0.3%
26f0c6653b8b4c1		8	0.3%
293ecee7a80a482		8	0.3%

File : CSEC4P

interview__id: Unique 32-character long identifier of the interview

Value	Label	Cases	Percentage
29cc9b2639524c4		8	0.3%
2b8544e9cb7347t		8	0.3%
2bc65237da7d4f7		8	0.3%
2bea2c4985dd4f4		8	0.3%
2c4950efbc4f485c		8	0.3%
2c5000cc7fa54dbi		8	0.3%
2c7dff734efc4ccb		8	0.3%
2c8f787219df44ac		8	0.3%
2d21136097a445f		8	0.3%
2f0258e282264dd		8	0.3%
2f3dadda9c4d49b		8	0.3%
303f41c72565478		8	0.3%
30b9d5e1f9fe43dc		8	0.3%
30fa92d582c34fft		8	0.3%
312a435313e2406		8	0.3%
31a3f66b5452449		8	0.3%
32bb43e6cceef425		8	0.3%
34533291de9b4e3		8	0.3%
349edf6fc6cb49dc		8	0.3%
34efbcdff896549f7		8	0.3%
362ff1525f0b427c		8	0.3%
369a2e686b0641f		8	0.3%
37c7d386630e44f		8	0.3%
391f45ad2d3548e		8	0.3%
39627200a32c462		8	0.3%
39e38a8716404f4		8	0.3%
3a542ba2ee9a46d		8	0.3%
3ac09195350c451		8	0.3%
3b3c7af2481243f		8	0.3%
3ce08aeb981a41a		8	0.3%
3cf0a1fa46ae4682		8	0.3%
3d61703566614f4		8	0.3%
3f41cdc7f4484a90		8	0.3%
40927a9f8da44e0		8	0.3%
41d507da42f24fa		8	0.3%
44c8e8b546fa4e9		8	0.3%
4582b29c263744c		8	0.3%
45e2495043be477		8	0.3%
468987393fd4448		8	0.3%
46bc8364e56f4e2		8	0.3%
481f3d44d4074b5		8	0.3%
49123f99dd9b48c		8	0.3%
4936d20fd0be487		8	0.3%

File : CSEC4P

interview__id: Unique 32-character long identifier of the interview

Value	Label	Cases	Percentage
49d2684cbd464ee		8	0.3%
4af38353df164c5f		8	0.3%
4b14fdfdc4154af5		8	0.3%
4dd40973252a4df		8	0.3%
4e6fd738620241a		8	0.3%
50a0e9476f3f4947		8	0.3%
51986b54676d4e3		8	0.3%
527a88628b1c424		8	0.3%
5300060198c04c3		8	0.3%
53fa8063d7db498		8	0.3%
54d04063673a4a7		8	0.3%
559f5482d2fa4c7f		8	0.3%
55b84b9565e642f		8	0.3%
57061e3264f8499		8	0.3%
58cf916082f84b1f		8	0.3%
58d95fc30734424		8	0.3%
5b2bb8ba8da5434		8	0.3%
5b3c6ba74736462		8	0.3%
5c104965b505425		8	0.3%
5c166c1642f340b		8	0.3%
5f625ed846014f17		8	0.3%
5f9671150b6c4d8		8	0.3%
5f9c80627104486		8	0.3%
5fd0f31f330a49a7		8	0.3%
608bfd2bd5f8412		8	0.3%
61dc08d3c51a46b		8	0.3%
61e4b68c15e0457		8	0.3%
62af21468f5b4edf		8	0.3%
62f01c4bc6cf48c7		8	0.3%
63ef3bf75fef4be6		8	0.3%
645e8f52e0284da		8	0.3%
652892d80eef4dc		8	0.3%
6576b15a95a0431		8	0.3%
6596c2921b4f49f		8	0.3%
65e342045671412		8	0.3%
663e019dae8f42e		8	0.3%
664e98a3af9c4657		8	0.3%
67ac1b9b59384c0		8	0.3%
67d77e0fbf754e2f		8	0.3%
68984e8f107b4fcd		8	0.3%
68b87f690c5e4d4		8	0.3%
69fdbce170a3499		8	0.3%
6aac54099d5446c		8	0.3%

File : CSEC4P

interview__id: Unique 32-character long identifier of the interview

Value	Label	Cases	Percentage
6be18dc7379a4d8		8	0.3%
6cb2e1bf1182402		8	0.3%
6d561d7e1bb34bc		8	0.3%
6d6546ea45a24cc		8	0.3%
6e7a08685b68404		8	0.3%
6ec8cecb648e4b6		8	0.3%
6fb3d5bdc87496		8	0.3%
712dd05dfdf54bc		8	0.3%
73b6584e55df47e		8	0.3%
73edb914e5ec4a6		8	0.3%
74879a94288749e		8	0.3%
75df2b5c7d6b492		8	0.3%
76a347dba3c945d		8	0.3%
77b63a2a3a5846e		8	0.3%
78b1f1144ce740d		8	0.3%
7934cfadf18a402f		8	0.3%
7a92a755edec4d6		8	0.3%
7af284e10f40460f		8	0.3%
7b71511069ca41c		8	0.3%
7b91ac7196d446f		8	0.3%
7ceaac984dc4433		8	0.3%
7f25311583624b7		8	0.3%
80c5e48699bc48b		8	0.3%
81def38cfed24edc		8	0.3%
81f2300746cc4b0		8	0.3%
824efbe20846431		8	0.3%
825a4d9c10674fb		8	0.3%
82e2ee46332f4f5c		8	0.3%
865a0a2dd0d442a		8	0.3%
87d1a29404f2409		8	0.3%
8b2193d437e6485		8	0.3%
8c60b24c5d69455		8	0.3%
8da56015c708420		8	0.3%
8ed0e75643204d2		8	0.3%
8f69cfcd9bea4a2a		8	0.3%
909b86e277fe480		8	0.3%
91e89e7118c041f		8	0.3%
92722375ee7a482		8	0.3%
93268921598f4e9		8	0.3%
942d21651db1454		8	0.3%
94a28a335ad8409		8	0.3%
94ae3c15a2df427f		8	0.3%
94d6a92de2aa418		8	0.3%

File : CSEC4P

interview__id: Unique 32-character long identifier of the interview

Value	Label	Cases	Percentage
94e8fb8cab7846d		8	0.3%
977cf8b59c214cd		8	0.3%
9836e079cdd949e		8	0.3%
987cf3a3f3f04a53		8	0.3%
989fa310b635456		8	0.3%
98c92ebc81274b4		8	0.3%
98ff8b8f6835485		8	0.3%
991ea35afb8c4a5		8	0.3%
9ae38f33171f4fb8		8	0.3%
9b29a92d6753467		8	0.3%
9c42c15316c0441		8	0.3%
9c877a6abcc44e2		8	0.3%
9ecbe56df9f249d		8	0.3%
9ef24898f0e04e6f		8	0.3%
a0525377534b48f		8	0.3%
a221543631f5448		8	0.3%
a29bda3a56964ba		8	0.3%
a3908ba3b92f4fel		8	0.3%
a5e08a9b2416439		8	0.3%
a93651e6ad8d4de		8	0.3%
a9b092b3952f4ec		8	0.3%
aeefbdde40724ba		8	0.3%
b00970f7c1fd483		8	0.3%
b0b5ef4a81ee422		8	0.3%
b0cd107e76604c5		8	0.3%
b105a36a56b84f6		8	0.3%
b136b27d911942		8	0.3%
b137ae14a69249f		8	0.3%
b2e36352f5d9409		8	0.3%
b330812745fa4e7		8	0.3%
b341d8d4669945		8	0.3%
b4251f797f5f478		8	0.3%
b562c88957c5417		8	0.3%
b59699570a7a45a		8	0.3%
b60db776f7044c0		8	0.3%
b6beade8c2fb4ba		8	0.3%
b6c120c8e36f4d4		8	0.3%
b71b6b7c544e41f		8	0.3%
b92db033a86e4ab		8	0.3%
bad2132fae8a424		8	0.3%
bb6db2bb7e894ee		8	0.3%
bb91dac00ca941a		8	0.3%
bbb3f63e02a24e3		8	0.3%

File : CSEC4P

interview__id: Unique 32-character long identifier of the interview

Value	Label	Cases	Percentage
bbd5aebfc1a54cff		8	0.3%
bcc6e03bb2a5433		8	0.3%
bcf4623a365e435		8	0.3%
bfade52afbbe4995		8	0.3%
bfc868c5c591428		8	0.3%
c015bae305344f9		8	0.3%
c14a86da4ace406		8	0.3%
c1a22955cf934b9		8	0.3%
c208d41946924e2		8	0.3%
c2a083238ac94fc1		8	0.3%
c33561448066434		8	0.3%
c40d2554992447e		8	0.3%
c5a985e708a7459		8	0.3%
c7bcab112852484		8	0.3%
c997c4379310457		8	0.3%
c9f3e3b01148416		8	0.3%
ca4736d2f7a74a89		8	0.3%
caa6f80f888744d0		8	0.3%
cbe3a418c67c437		8	0.3%
cc8047dc8a484aa		8	0.3%
cd1474d77fac421		8	0.3%
ce05dd69d60e43e		8	0.3%
ce31748c847d40a		8	0.3%
cedfce2c57e641d1		8	0.3%
d091d72bf34743f		8	0.3%
d4e9ef0dc2b74bf2		8	0.3%
d63a27ac1a6d4af2		8	0.3%
d63ba4eb8a1c4a0		8	0.3%
d6aa486f005240b		8	0.3%
d7b1236aabb94f6		8	0.3%
d7df893335d04af		8	0.3%
d84f5f9e3a694d3c		8	0.3%
d8e480e0083545f		8	0.3%
d983e831143f41a		8	0.3%
da5e5ab5a00e480		8	0.3%
da7a73e6a465427		8	0.3%
db979bdcd2e148f		8	0.3%
dc1776a9a0e14f4		8	0.3%
dda5335ce205431		8	0.3%
df04ee2c0e3a4107		8	0.3%
dfbc222d6117426		8	0.3%
e106494d0ae84f2		8	0.3%
e23a30e088d1453		8	0.3%

File : CSEC4P

interview__id: Unique 32-character long identifier of the interview

Value	Label	Cases	Percentage
e24222c61b9f456		8	0.3%
e282714b05cb42t		8	0.3%
e3166e34b04d47?		8	0.3%
e4d52a1c0a1148d		8	0.3%
e4ddc650064a4c0		8	0.3%
e614b8ae67d44c8		8	0.3%
e61b5559a1b4404		8	0.3%
e6d0819875ec42e		8	0.3%
e77d4f6292d2475		8	0.3%
e86a2ea031ca4f9c		8	0.3%
e8b86f9566254e7		8	0.3%
e9acfec9f50e43a8		8	0.3%
e9e027640d2a450		8	0.3%
e9ee6e0d15b54db		8	0.3%
eb8f3695097d4ec		8	0.3%
ebb0b322a786451		8	0.3%
ed628650c92d451		8	0.3%
ee245be814ce483		8	0.3%
ef0a2c1050d9446		8	0.3%
f11ff6935d374a3?		8	0.3%
f2753e0a1ee1407?		8	0.3%
f310f9362b1e429?		8	0.3%
f4f37a3e35c44dc?		8	0.3%
f7c8666f68b2434?		8	0.3%
fa6d43e574104db		8	0.3%
fad0449bb4f0427?		8	0.3%
fbdb75a9b0ab4f6?		8	0.3%
fc8c4458e87f4d7?		8	0.3%
fd96d6f934ab457?		8	0.3%
fe36e5eff69c4cb2		8	0.3%
ff38ebd77e0b421?		8	0.3%
ffc83c8361694f80		8	0.3%

Warning: these figures indicate the number of cases found in the data file. They cannot be interpreted as summary statistics of the population of interest.

medical_staff_id: Type of staff (roster)

Information		[Type= discrete] [Format=numeric] [Range= 0-7] [Missing=*]		
Statistics [NW/ W]		[Valid=2336 /-] [Invalid=0 /-]		
Value	Label	Cases	Percentage	
0	Doctors	292		12.5%
1	Nurses	292		12.5%
2	Allied medical workers	292		12.5%
3	Laboratory technicians	292		12.5%
4	Nursing assistants	292		12.5%
5	Support staff	292		12.5%

File : CSEC4P

medical_staff_id: Type of staff (roster)

Value	Label	Cases	Percentage
6	Midwives	292	<div></div> 12.5%
7	Dispenser/pharmacist	292	<div></div> 12.5%

Warning: these figures indicate the number of cases found in the data file. They cannot be interpreted as summary statistics of the population of interest.

s4pq116a: 116a. How many positions have been filled (consider the official ceiling require

Information	[Type= discrete] [Format=numeric] [Range= 0-20] [Missing=*]
Statistics [NW/ W]	[Valid=1832 /-] [Invalid=504 /-] [Mean=1.958 /-] [StdDev=2.482 /-]

Value	Label	Cases	Percentage
0		638	<div></div> 34.8%
1		321	<div></div> 17.5%
2		343	<div></div> 18.7%
3		210	<div></div> 11.5%
4		118	<div></div> 6.4%
5		74	<div></div> 4.0%
6		42	<div></div> 2.3%
7		22	<div></div> 1.2%
8		17	<div></div> 0.9%
9		13	<div></div> 0.7%
10		8	<div></div> 0.4%
11		6	<div></div> 0.3%
12		4	<div></div> 0.2%
13		3	<div></div> 0.2%
14		3	<div></div> 0.2%
15		1	<div></div> 0.1%
16		3	<div></div> 0.2%
17		1	<div></div> 0.1%
18		3	<div></div> 0.2%
20		2	<div></div> 0.1%
Sysmiss		504	

Warning: these figures indicate the number of cases found in the data file. They cannot be interpreted as summary statistics of the population of interest.

s4pq116b: 116b. How many positions are vacant (consider the official ceiling required)? NU

Information	[Type= discrete] [Format=numeric] [Range= 0-8] [Missing=*]
Statistics [NW/ W]	[Valid=1832 /-] [Invalid=504 /-] [Mean=0.437 /-] [StdDev=0.825 /-]

Value	Label	Cases	Percentage
0		1281	<div></div> 69.9%
1		380	<div></div> 20.7%
2		129	<div></div> 7.0%
3		24	<div></div> 1.3%
4		7	<div></div> 0.4%
5		6	<div></div> 0.3%
6		3	<div></div> 0.2%
7		1	<div></div> 0.1%
8		1	<div></div> 0.1%

File : CSEC4P

s4pq116b: 116b. How many positions are vacant (consider the official ceiling required)? NU

Value	Label	Cases	Percentage
Sysmiss		504	

Warning: these figures indicate the number of cases found in the data file. They cannot be interpreted as summary statistics of the population of interest.

File : CSEC4Q

Final_EA_code: Enumeration Area Unique identifier

Information [Type= discrete] [Format=character] [Missing=*]

Statistics [NW/ W] [Valid=6140 /-] [Invalid=0 /-]

Value	Label	Cases	Percentage	
101204020501		20		0.3%
102101040201		20		0.3%
102101080210		20		0.3%
102102020513		20		0.3%
102102050406		20		0.3%
102102060108		20		0.3%
102102080506		20		0.3%
102103010916		20		0.3%
102103041252		20		0.3%
102103050203		20		0.3%
102103050439		20		0.3%
102103060631		20		0.3%
102103080303		20		0.3%
102103120844		20		0.3%
102104010236		20		0.3%
102104020103		20		0.3%
102104020313		20		0.3%
102104081332		20		0.3%
102104163014		20		0.3%
102104190357		20		0.3%
102105010613		20		0.3%
102105030701		20		0.3%
102105040650		20		0.3%
102105100433		20		0.3%
102105130528		20		0.3%
102105150507		20		0.3%
103105050501		20		0.3%
103107020109		20		0.3%
104102040606		20		0.3%
104104030820		20		0.3%
104105040311		20		0.3%
104208040401		20		0.3%
105105020108		20		0.3%
106101010605		20		0.3%
106101090206		20		0.3%
106106060103		20		0.3%
107202060102		20		0.3%
107302030503		20		0.3%
107305070203		20		0.3%
107402030203		20		0.3%
107403060301		20		0.3%

File : CSEC4Q

Final_EA_code: Enumeration Area Unique identifier

Value	Label	Cases	Percentage
108106030909		20	0.3%
108301010115		20	0.3%
108301050512		20	0.3%
110203060109		20	0.3%
110204010703		20	0.3%
110206030911		20	0.3%
110207040309		20	0.3%
110305010603		20	0.3%
110306010205		20	0.3%
111102010811		20	0.3%
111202040320		20	0.3%
111202061528		20	0.3%
112102030202		20	0.3%
112104021001		20	0.3%
112204030107		20	0.3%
113105040201		20	0.3%
113105050532		20	0.3%
113111020505		20	0.3%
113113020418		20	0.3%
113113060242		20	0.3%
113301010130		20	0.3%
113301050411		20	0.3%
113406060107		20	0.3%
113604010110		20	0.3%
115103020402		20	0.3%
115104030401		20	0.3%
115202070303		20	0.3%
115206030602		20	0.3%
115303040507		20	0.3%
115303050716		20	0.3%
116102050101		20	0.3%
117106050206		20	0.3%
117201050401		20	0.3%
117202080201		20	0.3%
117301041130		20	0.3%
117301041137		20	0.3%
117302030901		20	0.3%
117302060527		20	0.3%
118101041020		20	0.3%
119104030404		20	0.3%
120106010101		20	0.3%
122102060404		20	0.3%
122105020311		20	0.3%

File : CSEC4Q

Final_EA_code: Enumeration Area Unique identifier

Value	Label	Cases	Percentage
122106021812		20	0.3%
123110030105		20	0.3%
124101050211		20	0.3%
124101050312		20	0.3%
124103021620		20	0.3%
124104040103		20	0.3%
124107010620		20	0.3%
124108021108		20	0.3%
125105010702		20	0.3%
201203010310		20	0.3%
201206020507		20	0.3%
201210090210		20	0.3%
202205030602		20	0.3%
203202030310		20	0.3%
203202040303		20	0.3%
203301010111		20	0.3%
204101030213		20	0.3%
204102040514		20	0.3%
204203010514		20	0.3%
204301010302		20	0.3%
204301020206		20	0.3%
204301030308		20	0.3%
204302051318		20	0.3%
205101020309		20	0.3%
205101030109		20	0.3%
205107030213		20	0.3%
207104010604		20	0.3%
208102140202		20	0.3%
208107130101		20	0.3%
208202080102		20	0.3%
209201010506		20	0.3%
210306040101		20	0.3%
210306040102		20	0.3%
211105030205		20	0.3%
211106070404		20	0.3%
211107030208		20	0.3%
212104030611		20	0.3%
212105040709		20	0.3%
212202010105		20	0.3%
212305020404		20	0.3%
214101040303		20	0.3%
214101060404		20	0.3%
214102020611		20	0.3%

File : CSEC4Q

Final_EA_code: Enumeration Area Unique identifier

Value	Label	Cases	Percentage	
214108010504		20		0.3%
214113010305		20		0.3%
214114030515		20		0.3%
215109020818		20		0.3%
215115020203		20		0.3%
215120020808		20		0.3%
216202030604		20		0.3%
218103021305		20		0.3%
218115040101		20		0.3%
219103120104		20		0.3%
219103170202		20		0.3%
221109020302		20		0.3%
221109050505		20		0.3%
222111021102		20		0.3%
223108100606		20		0.3%
223120020410		20		0.3%
223121010401		20		0.3%
223121030202		20		0.3%
223126011515		20		0.3%
223128010204		20		0.3%
223135040509		20		0.3%
224105051111		20		0.3%
225103041522		20		0.3%
225114032604		20		0.3%
226101010214		20		0.3%
226102050810		20		0.3%
226104040305		20		0.3%
226105051005		20		0.3%
228102030405		20		0.3%
229104021009		20		0.3%
230105010304		20		0.3%
230105040506		20		0.3%
230109050511		20		0.3%
232101040606		20		0.3%
232203040502		20		0.3%
302101021503		20		0.3%
302201050803		20		0.3%
302204050508		20		0.3%
302205050202		20		0.3%
302303070505		20		0.3%
303201020510		20		0.3%
303202060606		20		0.3%
303204050605		20		0.3%

File : CSEC4Q

Final_EA_code: Enumeration Area Unique identifier

Value	Label	Cases	Percentage
303402040806		20	0.3%
303404010207		20	0.3%
303404030404		20	0.3%
303405070316		20	0.3%
303405071314		20	0.3%
303503041111		20	0.3%
303504020504		20	0.3%
304102010107		20	0.3%
304204020110		20	0.3%
304301040405		20	0.3%
306201010103		20	0.3%
306203010305		20	0.3%
306204010301		20	0.3%
306204020605		20	0.3%
307108020605		20	0.3%
307108030304		20	0.3%
307108030708		20	0.3%
307108030908		20	0.3%
307202030201		20	0.3%
308102060619		20	0.3%
309103050101		20	0.3%
309104050403		20	0.3%
309204060609		20	0.3%
310102021618		20	0.3%
310202030204		20	0.3%
310306030909		20	0.3%
310306040802		20	0.3%
310306041001		20	0.3%
311102010107		20	0.3%
311103020202		20	0.3%
311105051111		20	0.3%
311202010102		20	0.3%
312105020216		20	0.3%
313102050501		20	0.3%
313104010108		20	0.3%
314101030304		20	0.3%
314103040301		20	0.3%
314105010202		20	0.3%
315105030209		20	0.3%
317101010205		20	0.3%
317103020201		20	0.3%
317107051210		20	0.3%
318102020202		20	0.3%

File : CSEC4Q

Final_EA_code: Enumeration Area Unique identifier

Value	Label	Cases	Percentage
318103020406		20	0.3%
318112010303		20	0.3%
318114020701		20	0.3%
318116050101		20	0.3%
319105080306		20	0.3%
319107020203		20	0.3%
319203030409		20	0.3%
320102020601		20	0.3%
320102040601		20	0.3%
320108080103		20	0.3%
321103040514		20	0.3%
321105050214		20	0.3%
321106010504		20	0.3%
321107061709		20	0.3%
322108020610		20	0.3%
322111041206		20	0.3%
323104030201		20	0.3%
323106040915		20	0.3%
323108030411		20	0.3%
324101011403		20	0.3%
324104010503		20	0.3%
325101020514		20	0.3%
325103060113		20	0.3%
325103060210		20	0.3%
325107010301		20	0.3%
327103030510		20	0.3%
327106020513		20	0.3%
329106020616		20	0.3%
330107010101		20	0.3%
330110010403		20	0.3%
402208050714		20	0.3%
402210030714		20	0.3%
403101020501		20	0.3%
403105050205		20	0.3%
403201020515		20	0.3%
403301030215		20	0.3%
404102030405		20	0.3%
404207040904		20	0.3%
404403030304		20	0.3%
405104020509		20	0.3%
405203030403		20	0.3%
405211011114		20	0.3%
405301040904		20	0.3%

File : CSEC4Q

Final_EA_code: Enumeration Area Unique identifier

Value	Label	Cases	Percentage
405302030405		20	0.3%
406108040102		20	0.3%
406201020310		20	0.3%
406210060603		20	0.3%
406212010207		20	0.3%
406303070608		20	0.3%
407106021906		20	0.3%
408102011215		20	0.3%
408112020621		20	0.3%
408113040517		20	0.3%
409101040104		20	0.3%
409203050902		20	0.3%
409301030405		20	0.3%
410101040507		20	0.3%
410201010654		20	0.3%
410201010733		20	0.3%
410303060103		20	0.3%
411203020101		20	0.3%
411302020404		20	0.3%
411402020404		20	0.3%
411403030809		20	0.3%
412103070506		20	0.3%
412201070408		20	0.3%
412203040507		20	0.3%
414116010603		20	0.3%
415105020404		20	0.3%
415106081213		20	0.3%
415110040403		20	0.3%
415114070301		20	0.3%
415115040706		20	0.3%
417102010602		20	0.3%
417103010710		20	0.3%
417107030404		20	0.3%
417109040205		20	0.3%
417201010905		20	0.3%
417202010210		20	0.3%
418104030103		20	0.3%
418201020305		20	0.3%
418202010203		20	0.3%
418209070214		20	0.3%
419204020202		20	0.3%
420107040304		20	0.3%
420108030901		20	0.3%

File : CSEC4Q

Final_EA_code: Enumeration Area Unique identifier

Value	Label	Cases	Percentage
422102010506		20	0.3%
422107010808		20	0.3%
423110010602		20	0.3%
424105020201		20	0.3%
426202040101		20	0.3%
427202040214		20	0.3%
428111030515		20	0.3%
432205040203		20	0.3%

Warning: these figures indicate the number of cases found in the data file. They cannot be interpreted as summary statistics of the population of interest.

interview__id: Unique 32-character long identifier of the interview

Information	[Type= discrete] [Format=character] [Missing=*]
Statistics [NW/ W]	[Valid=6140 /-] [Invalid=0 /-]

Value	Label	Cases	Percentage
05a0fe0e9f714c0t		20	0.3%
05f078de3c20400		20	0.3%
07ae8f7297234ae		20	0.3%
0878b9ca320646c		20	0.3%
098b64d5f62d444		20	0.3%
09bfa283100c462		20	0.3%
0aee3535b7234e0		20	0.3%
0b08b47250b441c		20	0.3%
0c7be6801de643e		20	0.3%
0d07cf9a197b4ea		20	0.3%
0d35d167e05a48c		20	0.3%
0e0a6e4e61be4e8		20	0.3%
0f26d7f7b06f4b9		20	0.3%
103ae2d40d654ba		20	0.3%
104d7f9eb5cc429		20	0.3%
1058921f8e3e471		20	0.3%
10e47f214cb7482		20	0.3%
1124288a21f7429		20	0.3%
11324295e37b4bc		20	0.3%
120745e30ae2426		20	0.3%
14b0a6db23fb42a		20	0.3%
14c013df40e448d		20	0.3%
1559b44962074f1		20	0.3%
15d825f70832453		20	0.3%
15daaf897d21429		20	0.3%
165176d72b6e412		20	0.3%
179be7cbf9884e0		20	0.3%
17ad285d62d7495		20	0.3%
18cad48cbad4438		20	0.3%
19e17412e1bb43c		20	0.3%

File : CSEC4Q

interview__id: Unique 32-character long identifier of the interview

Value	Label	Cases	Percentage
1a7113db20214df		20	0.3%
1abf78b9247749b		20	0.3%
1b8cc2c21714481		20	0.3%
1d1c39bd455d40e		20	0.3%
1eb5ffb1eeb14468		20	0.3%
1f82d12a97c5472		20	0.3%
1f9751e8115d473		20	0.3%
20b3dc70a2ef47ff		20	0.3%
22079ff2853f489c		20	0.3%
22305ac5a3e1460		20	0.3%
2298e1b9396042c		20	0.3%
23f6bb268b504e5		20	0.3%
24dff56428de471e		20	0.3%
2687e3cb2fe0474		20	0.3%
26be7462ce5e43d		20	0.3%
26eef9075b7349a		20	0.3%
26f0c6653b8b4c1		20	0.3%
293ecee7a80a482		20	0.3%
29cc9b2639524c4		20	0.3%
2b8544e9cb7347f		20	0.3%
2bc65237da7d4f7		20	0.3%
2bea2c4985dd4f4		20	0.3%
2c2b89bb4ed2475		20	0.3%
2c4950efbc4f485c		20	0.3%
2c5000cc7fa54dbb		20	0.3%
2c7dff734efc4ccb		20	0.3%
2c8f787219df44a8		20	0.3%
2d21136097a4458		20	0.3%
2f0258e282264dd		20	0.3%
2f3dadda9c4d49b		20	0.3%
303f41c72565478		20	0.3%
30b9d5e1f9fe43dc		20	0.3%
30fa92d582c34ff8		20	0.3%
312a435313e240e		20	0.3%
31a3f66b5452449		20	0.3%
32bb43e6ccef4255		20	0.3%
333db34cb097445		20	0.3%
34533291de9b4e3		20	0.3%
349edf6fc6cb49dc		20	0.3%
34efbcd896549f7		20	0.3%
362ff1525f0b427c		20	0.3%
369a2e686b0641f		20	0.3%
37c7d386630e44f		20	0.3%

File : CSEC4Q

interview__id: Unique 32-character long identifier of the interview

Value	Label	Cases	Percentage
391f45ad2d3548e		20	0.3%
39627200a32c462		20	0.3%
39e38a8716404f4		20	0.3%
3a542ba2ee9a46d		20	0.3%
3ac09195350c451		20	0.3%
3b3c7af2481243f		20	0.3%
3ce08aeb981a41a		20	0.3%
3cf0a1fa46ae4682		20	0.3%
3d61703566614f4		20	0.3%
3f41cdc7f4484a90		20	0.3%
40927a9f8da44e0		20	0.3%
41d507da42f24fa		20	0.3%
44c8e8b546fa4e9		20	0.3%
4582b29c263744c		20	0.3%
45e2495043be477		20	0.3%
468987393fd4448		20	0.3%
46bc8364e56f4e2		20	0.3%
481f3d44d4074b5		20	0.3%
49123f99dd9b486		20	0.3%
4936d20fd0be487		20	0.3%
49d2684cbd464ee		20	0.3%
4af38353df164c5		20	0.3%
4b07af9a7bac483		20	0.3%
4b14fdfdc4154af5		20	0.3%
4dd40973252a4df		20	0.3%
4e6fd738620241a		20	0.3%
50a0e9476f3f494		20	0.3%
51986b54676d4e3		20	0.3%
527a88628b1c424		20	0.3%
5300060198c04c3		20	0.3%
53fa8063d7db498		20	0.3%
54d04063673a4a7		20	0.3%
559f5482d2fa4c7		20	0.3%
55b84b9565e6420		20	0.3%
56225232b30346c		20	0.3%
57061e3264f8499		20	0.3%
58cf916082f84b1		20	0.3%
58d95fc30734424		20	0.3%
59accfcd4d542a7		20	0.3%
5a30e64718014fc		20	0.3%
5b2bb8ba8da5434		20	0.3%
5b3c6ba74736462		20	0.3%
5c104965b505425		20	0.3%

File : CSEC4Q

interview__id: Unique 32-character long identifier of the interview

Value	Label	Cases	Percentage
5c166c1642f340b		20	0.3%
5ed8795ec990433		20	0.3%
5f625ed846014f1		20	0.3%
5f9671150b6c4d8		20	0.3%
5f9c80627104486		20	0.3%
5fd0f31f330a49a7		20	0.3%
608bfd2bd5f8412		20	0.3%
61dc08d3c51a46b		20	0.3%
61e4b68c15e0457		20	0.3%
62af21468f5b4edl		20	0.3%
62f01c4bc6cf48c7		20	0.3%
63ef3bf75fef4be6		20	0.3%
645e8f52e0284da		20	0.3%
652892d80eef4dc		20	0.3%
6576b15a95a0431		20	0.3%
6596c2921b4f49f		20	0.3%
65e342045671412		20	0.3%
663e019dae8f42e		20	0.3%
664e98a3af9c465		20	0.3%
67ac1b9b59384c0		20	0.3%
67d77e0fbf754e2		20	0.3%
68984e8f107b4fc1		20	0.3%
68b87f690c5e4d4		20	0.3%
69fdbce170a3499		20	0.3%
6aac54099d5446c		20	0.3%
6be18dc7379a4d8		20	0.3%
6cb2e1bf1182402		20	0.3%
6d561d7e1bb34b0		20	0.3%
6d6546ea45a24cc		20	0.3%
6e7a08685b68404		20	0.3%
6ec8cecb648e4b6		20	0.3%
6fb3d5bdc87496		20	0.3%
712dd05dfdf54bc		20	0.3%
73b6584e55df47e		20	0.3%
73edb914e5ec4a6		20	0.3%
74879a94288749c		20	0.3%
75df2b5c7d6b492		20	0.3%
76a347dba3c945d		20	0.3%
77b63a2a3a5846c		20	0.3%
78b1f1144ce740d		20	0.3%
7934cfadf18a4020		20	0.3%
7a92a755edec4d6		20	0.3%
7af284e10f40460		20	0.3%

File : CSEC4Q

interview__id: Unique 32-character long identifier of the interview

Value	Label	Cases	Percentage
7b71511069ca41c		20	0.3%
7b91ac7196d446f		20	0.3%
7ceaac984dc4433		20	0.3%
7f25311583624b7		20	0.3%
80c5e48699bc48b		20	0.3%
81def38cfed24edc		20	0.3%
81f2300746cc4b0		20	0.3%
824efbe20846431		20	0.3%
825a4d9c10674fb		20	0.3%
82e2ee46332f4f5c		20	0.3%
865a0a2dd0d442a		20	0.3%
87d1a29404f2409		20	0.3%
8b2193d437e6485		20	0.3%
8c60b24c5d69455		20	0.3%
8da56015c708420		20	0.3%
8ed0e75643204d2		20	0.3%
8f69cfcd9bea4a2a		20	0.3%
909b86e277fe480		20	0.3%
91e89e7118c041f		20	0.3%
92722375ee7a482		20	0.3%
93268921598f4e9		20	0.3%
942d21651db145e		20	0.3%
94a28a335ad8409		20	0.3%
94ae3c15a2df4270		20	0.3%
94d6a92de2aa418		20	0.3%
94e8fb8cab7846d		20	0.3%
977cf8b59c214cd		20	0.3%
9836e079cdd949e		20	0.3%
987cf3a3f3f04a53		20	0.3%
989fa310b635456		20	0.3%
98c92ebc81274b4		20	0.3%
98ff8b8f6835485f		20	0.3%
991ea35afb8c4a5f		20	0.3%
9ae38f33171f4fb8		20	0.3%
9b29a92d6753467		20	0.3%
9c42c15316c0441		20	0.3%
9c877a6abcc44e2		20	0.3%
9ecbe56df9f249d5		20	0.3%
9ef24898f0e04e6f		20	0.3%
a03a17e845b8444		20	0.3%
a0525377534b48f		20	0.3%
a221543631f5448		20	0.3%
a29bda3a56964ba		20	0.3%

File : CSEC4Q

interview__id: Unique 32-character long identifier of the interview

Value	Label	Cases	Percentage
a3908ba3b92f4fe1		20	0.3%
a4729f20438e493		20	0.3%
a5e08a9b2416439		20	0.3%
a93651e6ad8d4de		20	0.3%
a9b092b3952f4ec		20	0.3%
aeefbdde40724ba		20	0.3%
b00970f7c1fd483		20	0.3%
b0b5ef4a81ee422		20	0.3%
b0cd107e76604c5		20	0.3%
b105a36a56b84f6		20	0.3%
b136b27d911942		20	0.3%
b137ae14a69249f		20	0.3%
b2e36352f5d9409		20	0.3%
b330812745fa4e7		20	0.3%
b341d8d4669945		20	0.3%
b4251f797f5f478		20	0.3%
b562c88957c5417		20	0.3%
b59699570a7a45a		20	0.3%
b60db776f7044c0		20	0.3%
b6beade8c2fb4ba		20	0.3%
b6c120c8e36f4d4		20	0.3%
b71b6b7c544e41f		20	0.3%
b92db033a86e4ab		20	0.3%
bad2132fae8a424		20	0.3%
bb6db2bb7e894ee		20	0.3%
bb91dac00ca941a		20	0.3%
bbb3f63e02a24e3		20	0.3%
bbd5aebfc1a54cfe		20	0.3%
bcc6e03bb2a5433		20	0.3%
bcf4623a365e435		20	0.3%
bfade52afbbe499		20	0.3%
bfc868c5c591428		20	0.3%
c015bae305344f9		20	0.3%
c14a86da4ace406		20	0.3%
c1a22955cf934b9		20	0.3%
c208d41946924e2		20	0.3%
c2a083238ac94fc		20	0.3%
c3356144806643		20	0.3%
c40d2554992447		20	0.3%
c5a985e708a7459		20	0.3%
c7bcab112852484		20	0.3%
c997c4379310457		20	0.3%
c9f3e3b01148416		20	0.3%

File : CSEC4Q

interview__id: Unique 32-character long identifier of the interview

Value	Label	Cases	Percentage
ca4736d2f7a74a89		20	0.3%
caa6f80f888744d0		20	0.3%
cbe3a418c67c4371		20	0.3%
cc8047dc8a484aa0		20	0.3%
cd1474d77fac4211		20	0.3%
ce05dd69d60e43e1		20	0.3%
ce31748c847d40a0		20	0.3%
cedfce2c57e641d1		20	0.3%
d091d72bf34743f1		20	0.3%
d4b645c8dabe4a11		20	0.3%
d4e9ef0dc2b74bf1		20	0.3%
d56d66a6c7584c21		20	0.3%
d63a27ac1a6d4af1		20	0.3%
d63ba4eb8a1c4a00		20	0.3%
d6aa486f005240b1		20	0.3%
d7b1236aabb94f61		20	0.3%
d7df893335d04af1		20	0.3%
d84f5f9e3a694d31		20	0.3%
d8e480e0083545f1		20	0.3%
d983e831143f41a1		20	0.3%
da5e5ab5a00e4801		20	0.3%
da7a73e6a4654271		20	0.3%
db979bdcd2e148f1		20	0.3%
dc1776a9a0e14f41		20	0.3%
dda5335ce2054311		20	0.3%
df04ee2c0e3a4101		20	0.3%
dfbc222d61174261		20	0.3%
e106494d0ae84f21		20	0.3%
e23a30e088d14531		20	0.3%
e24222c61b9f4561		20	0.3%
e282714b05cb42f1		20	0.3%
e3166e34b04d4731		20	0.3%
e4d52a1c0a1148d1		20	0.3%
e4ddc650064a4c01		20	0.3%
e614b8ae67d44c81		20	0.3%
e61b5559a1b44041		20	0.3%
e6d0819875ec42e1		20	0.3%
e77d4f6292d24751		20	0.3%
e86a2ea031ca4f9c		20	0.3%
e8b86f9566254e71		20	0.3%
e90883e236674951		20	0.3%
e9acfec9f50e43a8		20	0.3%
e9e027640d2a4501		20	0.3%

File : CSEC4Q

interview__id: Unique 32-character long identifier of the interview

Value	Label	Cases	Percentage	
e9ee6e0d15b54db		20		0.3%
eb8f3695097d4ec		20		0.3%
ebb0b322a786451		20		0.3%
ed628650c92d451		20		0.3%
ee245be814ce483		20		0.3%
ef0a2c1050d9446		20		0.3%
f11ff6935d374a37		20		0.3%
f2753e0a1ee1407f		20		0.3%
f310f9362b1e429f		20		0.3%
f4f37a3e35c44dc4		20		0.3%
f7c8666f68b2434f		20		0.3%
fa6d43e574104db		20		0.3%
fad0449bb4f0427f		20		0.3%
fbdb75a9b0ab4f6f		20		0.3%
fc8c4458e87f4d7f		20		0.3%
fd96d6f934ab457f		20		0.3%
fe36e5eff69c4cb2		20		0.3%
ff38ebd77e0b421f		20		0.3%
ffc83c8361694f8c		20		0.3%

Warning: these figures indicate the number of cases found in the data file. They cannot be interpreted as summary statistics of the population of interest.

initiative_id: Initiative (roster)

Information	[Type= discrete] [Format=numeric] [Range= 1-20] [Missing=*]
Statistics [NW/ W]	[Valid=6140 /-] [Invalid=0 /-]

Value	Label	Cases	Percentage	
1	Clearly written attendance policy	307		5.0%
2	Disciplinary action â€” stern warning	307		5.0%
3	Disciplinary action â€” dismissal/termination	307		5.0%
4	Increase in allowances	307		5.0%
5	Salary increment	307		5.0%
6	Provision of housing	307		5.0%
7	Provision of transport	307		5.0%
8	Introduction of daily attendance registers	307		5.0%
9	Improving the work environment through ICT	307		5.0%
10	Improving the work environment through Favorable policies an	307		5.0%
11	Close supervision	307		5.0%
12	More staff recruited	307		5.0%
13	Capacity built in leadership, Management/ attendance control	307		5.0%
14	Flexible work schedule	307		5.0%
15	Inclusion of absenteeism rate on job performance appraisal	307		5.0%
16	Recognize staff with outstanding attendance record (employee	307		5.0%
17	Job enrichment/enlargement/rotation to reduce absenteeism	307		5.0%
18	Others 1	307		5.0%
19	Others 2	307		5.0%

File : CSEC4Q

initiative_id: Initiative (roster)

Value	Label	Cases	Percentage
20	Others 3	307	5.0%

Warning: these figures indicate the number of cases found in the data file. They cannot be interpreted as summary statistics of the population of interest.

s4qq01: Initiative is being practised in your work place

Information	[Type= discrete] [Format=numeric] [Range= 1-2] [Missing=*]
Statistics [NW/ W]	[Valid=4580 /-] [Invalid=1560 /-]

Value	Label	Cases	Percentage
1	Yes	871	19.0%
2	No	3709	81.0%
Sysmiss		1560	

Warning: these figures indicate the number of cases found in the data file. They cannot be interpreted as summary statistics of the population of interest.

s4qq02: Which control(s) is/was most effective in reducing absenteeism

Information	[Type= discrete] [Format=numeric] [Range= 1-2] [Missing=*]
Statistics [NW/ W]	[Valid=4580 /-] [Invalid=1560 /-]

Value	Label	Cases	Percentage
1	Yes	648	14.1%
2	No	3932	85.9%
Sysmiss		1560	

Warning: these figures indicate the number of cases found in the data file. They cannot be interpreted as summary statistics of the population of interest.

File : CSEC4R

Final_EA_code: Enumeration Area Unique identifier

Information [Type= discrete] [Format=character] [Missing=*]

Statistics [NW/ W] [Valid=307 /-] [Invalid=0 /-]

Value	Label	Cases	Percentage
101204020501		1	0.3%
102101040201		1	0.3%
102101080210		1	0.3%
102102020513		1	0.3%
102102050406		1	0.3%
102102060108		1	0.3%
102102080506		1	0.3%
102103010916		1	0.3%
102103041252		1	0.3%
102103050203		1	0.3%
102103050439		1	0.3%
102103060631		1	0.3%
102103080303		1	0.3%
102103120844		1	0.3%
102104010236		1	0.3%
102104020103		1	0.3%
102104020313		1	0.3%
102104081332		1	0.3%
102104163014		1	0.3%
102104190357		1	0.3%
102105010613		1	0.3%
102105030701		1	0.3%
102105040650		1	0.3%
102105100433		1	0.3%
102105130528		1	0.3%
102105150507		1	0.3%
103105050501		1	0.3%
103107020109		1	0.3%
104102040606		1	0.3%
104104030820		1	0.3%
104105040311		1	0.3%
104208040401		1	0.3%
105105020108		1	0.3%
106101010605		1	0.3%
106101090206		1	0.3%
106106060103		1	0.3%
107202060102		1	0.3%
107302030503		1	0.3%
107305070203		1	0.3%
107402030203		1	0.3%
107403060301		1	0.3%

File : CSEC4R

Final_EA_code: Enumeration Area Unique identifier

Value	Label	Cases	Percentage
108106030909		1	0.3%
108301010115		1	0.3%
108301050512		1	0.3%
110203060109		1	0.3%
110204010703		1	0.3%
110206030911		1	0.3%
110207040309		1	0.3%
110305010603		1	0.3%
110306010205		1	0.3%
111102010811		1	0.3%
111202040320		1	0.3%
111202061528		1	0.3%
112102030202		1	0.3%
112104021001		1	0.3%
112204030107		1	0.3%
113105040201		1	0.3%
113105050532		1	0.3%
113111020505		1	0.3%
113113020418		1	0.3%
113113060242		1	0.3%
113301010130		1	0.3%
113301050411		1	0.3%
113406060107		1	0.3%
113604010110		1	0.3%
115103020402		1	0.3%
115104030401		1	0.3%
115202070303		1	0.3%
115206030602		1	0.3%
115303040507		1	0.3%
115303050716		1	0.3%
116102050101		1	0.3%
117106050206		1	0.3%
117201050401		1	0.3%
117202080201		1	0.3%
117301041130		1	0.3%
117301041137		1	0.3%
117302030901		1	0.3%
117302060527		1	0.3%
118101041020		1	0.3%
119104030404		1	0.3%
120106010101		1	0.3%
122102060404		1	0.3%
122105020311		1	0.3%

File : CSEC4R

Final_EA_code: Enumeration Area Unique identifier

Value	Label	Cases	Percentage
122106021812		1	0.3%
123110030105		1	0.3%
124101050211		1	0.3%
124101050312		1	0.3%
124103021620		1	0.3%
124104040103		1	0.3%
124107010620		1	0.3%
124108021108		1	0.3%
125105010702		1	0.3%
201203010310		1	0.3%
201206020507		1	0.3%
201210090210		1	0.3%
202205030602		1	0.3%
203202030310		1	0.3%
203202040303		1	0.3%
203301010111		1	0.3%
204101030213		1	0.3%
204102040514		1	0.3%
204203010514		1	0.3%
204301010302		1	0.3%
204301020206		1	0.3%
204301030308		1	0.3%
204302051318		1	0.3%
205101020309		1	0.3%
205101030109		1	0.3%
205107030213		1	0.3%
207104010604		1	0.3%
208102140202		1	0.3%
208107130101		1	0.3%
208202080102		1	0.3%
209201010506		1	0.3%
210306040101		1	0.3%
210306040102		1	0.3%
211105030205		1	0.3%
211106070404		1	0.3%
211107030208		1	0.3%
212104030611		1	0.3%
212105040709		1	0.3%
212202010105		1	0.3%
212305020404		1	0.3%
214101040303		1	0.3%
214101060404		1	0.3%
214102020611		1	0.3%

File : CSEC4R# **Final_EA_code: Enumeration Area Unique identifier**

Value	Label	Cases	Percentage
214108010504		1	0.3%
214113010305		1	0.3%
214114030515		1	0.3%
215109020818		1	0.3%
215115020203		1	0.3%
215120020808		1	0.3%
216202030604		1	0.3%
218103021305		1	0.3%
218115040101		1	0.3%
219103120104		1	0.3%
219103170202		1	0.3%
221109020302		1	0.3%
221109050505		1	0.3%
222111021102		1	0.3%
223108100606		1	0.3%
223120020410		1	0.3%
223121010401		1	0.3%
223121030202		1	0.3%
223126011515		1	0.3%
223128010204		1	0.3%
223135040509		1	0.3%
224105051111		1	0.3%
225103041522		1	0.3%
225114032604		1	0.3%
226101010214		1	0.3%
226102050810		1	0.3%
226104040305		1	0.3%
226105051005		1	0.3%
228102030405		1	0.3%
229104021009		1	0.3%
230105010304		1	0.3%
230105040506		1	0.3%
230109050511		1	0.3%
232101040606		1	0.3%
232203040502		1	0.3%
302101021503		1	0.3%
302201050803		1	0.3%
302204050508		1	0.3%
302205050202		1	0.3%
302303070505		1	0.3%
303201020510		1	0.3%
303202060606		1	0.3%
303204050605		1	0.3%

File : CSEC4R

Final_EA_code: Enumeration Area Unique identifier

Value	Label	Cases	Percentage
303402040806		1	0.3%
303404010207		1	0.3%
303404030404		1	0.3%
303405070316		1	0.3%
303405071314		1	0.3%
303503041111		1	0.3%
303504020504		1	0.3%
304102010107		1	0.3%
304204020110		1	0.3%
304301040405		1	0.3%
306201010103		1	0.3%
306203010305		1	0.3%
306204010301		1	0.3%
306204020605		1	0.3%
307108020605		1	0.3%
307108030304		1	0.3%
307108030708		1	0.3%
307108030908		1	0.3%
307202030201		1	0.3%
308102060619		1	0.3%
309103050101		1	0.3%
309104050403		1	0.3%
309204060609		1	0.3%
310102021618		1	0.3%
310202030204		1	0.3%
310306030909		1	0.3%
310306040802		1	0.3%
310306041001		1	0.3%
311102010107		1	0.3%
311103020202		1	0.3%
311105051111		1	0.3%
311202010102		1	0.3%
312105020216		1	0.3%
313102050501		1	0.3%
313104010108		1	0.3%
314101030304		1	0.3%
314103040301		1	0.3%
314105010202		1	0.3%
315105030209		1	0.3%
317101010205		1	0.3%
317103020201		1	0.3%
317107051210		1	0.3%
318102020202		1	0.3%

File : CSEC4R

Final_EA_code: Enumeration Area Unique identifier

Value	Label	Cases	Percentage
318103020406		1	0.3%
318112010303		1	0.3%
318114020701		1	0.3%
318116050101		1	0.3%
319105080306		1	0.3%
319107020203		1	0.3%
319203030409		1	0.3%
320102020601		1	0.3%
320102040601		1	0.3%
320108080103		1	0.3%
321103040514		1	0.3%
321105050214		1	0.3%
321106010504		1	0.3%
321107061709		1	0.3%
322108020610		1	0.3%
322111041206		1	0.3%
323104030201		1	0.3%
323106040915		1	0.3%
323108030411		1	0.3%
324101011403		1	0.3%
324104010503		1	0.3%
325101020514		1	0.3%
325103060113		1	0.3%
325103060210		1	0.3%
325107010301		1	0.3%
327103030510		1	0.3%
327106020513		1	0.3%
329106020616		1	0.3%
330107010101		1	0.3%
330110010403		1	0.3%
402208050714		1	0.3%
402210030714		1	0.3%
403101020501		1	0.3%
403105050205		1	0.3%
403201020515		1	0.3%
403301030215		1	0.3%
404102030405		1	0.3%
404207040904		1	0.3%
404403030304		1	0.3%
405104020509		1	0.3%
405203030403		1	0.3%
405211011114		1	0.3%
405301040904		1	0.3%

File : CSEC4R

Final_EA_code: Enumeration Area Unique identifier

Value	Label	Cases	Percentage
405302030405		1	0.3%
406108040102		1	0.3%
406201020310		1	0.3%
406210060603		1	0.3%
406212010207		1	0.3%
406303070608		1	0.3%
407106021906		1	0.3%
408102011215		1	0.3%
408112020621		1	0.3%
408113040517		1	0.3%
409101040104		1	0.3%
409203050902		1	0.3%
409301030405		1	0.3%
410101040507		1	0.3%
410201010654		1	0.3%
410201010733		1	0.3%
410303060103		1	0.3%
411203020101		1	0.3%
411302020404		1	0.3%
411402020404		1	0.3%
411403030809		1	0.3%
412103070506		1	0.3%
412201070408		1	0.3%
412203040507		1	0.3%
414116010603		1	0.3%
415105020404		1	0.3%
415106081213		1	0.3%
415110040403		1	0.3%
415114070301		1	0.3%
415115040706		1	0.3%
417102010602		1	0.3%
417103010710		1	0.3%
417107030404		1	0.3%
417109040205		1	0.3%
417201010905		1	0.3%
417202010210		1	0.3%
418104030103		1	0.3%
418201020305		1	0.3%
418202010203		1	0.3%
418209070214		1	0.3%
419204020202		1	0.3%
420107040304		1	0.3%
420108030901		1	0.3%

File : CSEC4R

Final_EA_code: Enumeration Area Unique identifier

Value	Label	Cases	Percentage
422102010506		1	0.3%
422107010808		1	0.3%
423110010602		1	0.3%
424105020201		1	0.3%
426202040101		1	0.3%
427202040214		1	0.3%
428111030515		1	0.3%
432205040203		1	0.3%

Warning: these figures indicate the number of cases found in the data file. They cannot be interpreted as summary statistics of the population of interest.

interview__id: Unique 32-character long identifier of the interview

Information	[Type= discrete] [Format=character] [Missing=*]
Statistics [NW/ W]	[Valid=307 /-] [Invalid=0 /-]

Value	Label	Cases	Percentage
05a0fe0e9f714c0t		1	0.3%
05f078de3c20400		1	0.3%
07ae8f7297234ae		1	0.3%
0878b9ca320646c		1	0.3%
098b64d5f62d444		1	0.3%
09bfa283100c462		1	0.3%
0aee3535b7234e0		1	0.3%
0b08b47250b441c		1	0.3%
0c7be6801de643e		1	0.3%
0d07cf9a197b4ea		1	0.3%
0d35d167e05a48c		1	0.3%
0e0a6e4e61be4e8		1	0.3%
0f26d7f7b06f4b9		1	0.3%
103ae2d40d654ba		1	0.3%
104d7f9eb5cc429		1	0.3%
1058921f8e3e471		1	0.3%
10e47f214cb7482		1	0.3%
1124288a21f7429		1	0.3%
11324295e37b4bc		1	0.3%
120745e30ae2426		1	0.3%
14b0a6db23fb42a		1	0.3%
14c013df40e448d		1	0.3%
1559b44962074f1		1	0.3%
15d825f70832453		1	0.3%
15daaf897d21429		1	0.3%
165176d72b6e412		1	0.3%
179be7cbf9884e0		1	0.3%
17ad285d62d7495		1	0.3%
18cad48cbad4438		1	0.3%
19e17412e1bb43c		1	0.3%

File : CSEC4R

interview__id: Unique 32-character long identifier of the interview

Value	Label	Cases	Percentage
1a7113db20214df		1	0.3%
1abf78b9247749b		1	0.3%
1b8cc2c21714481		1	0.3%
1d1c39bd455d40e		1	0.3%
1eb5ffb1eeb14468		1	0.3%
1f82d12a97c5472		1	0.3%
1f9751e8115d473		1	0.3%
20b3dc70a2ef47ff		1	0.3%
22079ff2853f489c		1	0.3%
22305ac5a3e1460		1	0.3%
2298e1b9396042c		1	0.3%
23f6bb268b504e5		1	0.3%
24dff56428de471e		1	0.3%
2687e3cb2fe0474		1	0.3%
26be7462ce5e43d		1	0.3%
26eef9075b7349a		1	0.3%
26f0c6653b8b4c1		1	0.3%
293ecee7a80a482		1	0.3%
29cc9b2639524c4		1	0.3%
2b8544e9cb7347f		1	0.3%
2bc65237da7d4f7		1	0.3%
2bea2c4985dd4f4		1	0.3%
2c2b89bb4ed2475		1	0.3%
2c4950efbc4f485c		1	0.3%
2c5000cc7fa54dbb		1	0.3%
2c7dff734efc4ccb		1	0.3%
2c8f787219df44a8		1	0.3%
2d21136097a4458		1	0.3%
2f0258e282264dd		1	0.3%
2f3dadda9c4d49b		1	0.3%
303f41c72565478		1	0.3%
30b9d5e1f9fe43dc		1	0.3%
30fa92d582c34ff8		1	0.3%
312a435313e240e		1	0.3%
31a3f66b5452449		1	0.3%
32bb43e6ccef4255		1	0.3%
333db34cb097445		1	0.3%
34533291de9b4e3		1	0.3%
349edf6fc6cb49dc		1	0.3%
34efbcd896549f7		1	0.3%
362ff1525f0b427c		1	0.3%
369a2e686b0641f		1	0.3%
37c7d386630e44f		1	0.3%

File : CSEC4R

interview__id: Unique 32-character long identifier of the interview

Value	Label	Cases	Percentage
391f45ad2d3548e		1	0.3%
39627200a32c462		1	0.3%
39e38a8716404f4		1	0.3%
3a542ba2ee9a46d		1	0.3%
3ac09195350c451		1	0.3%
3b3c7af2481243f		1	0.3%
3ce08aeb981a41a		1	0.3%
3cf0a1fa46ae4682		1	0.3%
3d61703566614f4		1	0.3%
3f41cdc7f4484a90		1	0.3%
40927a9f8da44e0		1	0.3%
41d507da42f24fa		1	0.3%
44c8e8b546fa4e9		1	0.3%
4582b29c263744c		1	0.3%
45e2495043be477		1	0.3%
468987393fd4448		1	0.3%
46bc8364e56f4e2		1	0.3%
481f3d44d4074b5		1	0.3%
49123f99dd9b486		1	0.3%
4936d20fd0be487		1	0.3%
49d2684cbd464ee		1	0.3%
4af38353df164c5		1	0.3%
4b07af9a7bac483		1	0.3%
4b14fdfdc4154af5		1	0.3%
4dd40973252a4df		1	0.3%
4e6fd738620241a		1	0.3%
50a0e9476f3f494		1	0.3%
51986b54676d4e3		1	0.3%
527a88628b1c424		1	0.3%
5300060198c04c3		1	0.3%
53fa8063d7db498		1	0.3%
54d04063673a4a7		1	0.3%
559f5482d2fa4c7		1	0.3%
55b84b9565e6420		1	0.3%
56225232b30346		1	0.3%
57061e3264f8499		1	0.3%
58cf916082f84b1		1	0.3%
58d95fc30734424		1	0.3%
59accfcd4d542a2		1	0.3%
5a30e64718014fc		1	0.3%
5b2bb8ba8da5434		1	0.3%
5b3c6ba74736462		1	0.3%
5c104965b505425		1	0.3%

File : CSEC4R

interview__id: Unique 32-character long identifier of the interview

Value	Label	Cases	Percentage
5c166c1642f340b		1	0.3%
5ed8795ec990433		1	0.3%
5f625ed846014f1		1	0.3%
5f9671150b6c4d8		1	0.3%
5f9c80627104486		1	0.3%
5fd0f31f330a49a7		1	0.3%
608bfd2bd5f8412		1	0.3%
61dc08d3c51a46b		1	0.3%
61e4b68c15e0457		1	0.3%
62af21468f5b4edl		1	0.3%
62f01c4bc6cf48c7		1	0.3%
63ef3bf75fef4be6		1	0.3%
645e8f52e0284da		1	0.3%
652892d80eef4dc		1	0.3%
6576b15a95a0431		1	0.3%
6596c2921b4f49f		1	0.3%
65e342045671412		1	0.3%
663e019dae8f42e		1	0.3%
664e98a3af9c465		1	0.3%
67ac1b9b59384c0		1	0.3%
67d77e0fbf754e2		1	0.3%
68984e8f107b4fc1		1	0.3%
68b87f690c5e4d4		1	0.3%
69fdbce170a3499		1	0.3%
6aac54099d5446c		1	0.3%
6be18dc7379a4d8		1	0.3%
6cb2e1bf1182402		1	0.3%
6d561d7e1bb34b0		1	0.3%
6d6546ea45a24cc		1	0.3%
6e7a08685b68404		1	0.3%
6ec8cecb648e4b6		1	0.3%
6fb3d5bdc87496		1	0.3%
712dd05dfdf54bc		1	0.3%
73b6584e55df47e		1	0.3%
73edb914e5ec4a6		1	0.3%
74879a94288749c		1	0.3%
75df2b5c7d6b492		1	0.3%
76a347dba3c945d		1	0.3%
77b63a2a3a5846c		1	0.3%
78b1f1144ce740d		1	0.3%
7934cfadf18a4020		1	0.3%
7a92a755edec4d6		1	0.3%
7af284e10f40460		1	0.3%

File : CSEC4R

interview__id: Unique 32-character long identifier of the interview

Value	Label	Cases	Percentage
7b71511069ca41c		1	0.3%
7b91ac7196d446f		1	0.3%
7ceaac984dc4433		1	0.3%
7f25311583624b7		1	0.3%
80c5e48699bc48b		1	0.3%
81def38cfed24edc		1	0.3%
81f2300746cc4b0		1	0.3%
824efbe20846431		1	0.3%
825a4d9c10674fb		1	0.3%
82e2ee46332f4f5c		1	0.3%
865a0a2dd0d442a		1	0.3%
87d1a29404f2409		1	0.3%
8b2193d437e6485		1	0.3%
8c60b24c5d69455		1	0.3%
8da56015c708420		1	0.3%
8ed0e75643204d2		1	0.3%
8f69cfcd9bea4a2a		1	0.3%
909b86e277fe480		1	0.3%
91e89e7118c041f		1	0.3%
92722375ee7a482		1	0.3%
93268921598f4e9		1	0.3%
942d21651db145e		1	0.3%
94a28a335ad8409		1	0.3%
94ae3c15a2df4270		1	0.3%
94d6a92de2aa418		1	0.3%
94e8fb8cab7846d		1	0.3%
977cf8b59c214cd		1	0.3%
9836e079cdd949e		1	0.3%
987cf3a3f3f04a53		1	0.3%
989fa310b635456		1	0.3%
98c92ebc81274b4		1	0.3%
98ff8b8f6835485f		1	0.3%
991ea35afb8c4a5f		1	0.3%
9ae38f33171f4fb8		1	0.3%
9b29a92d6753467		1	0.3%
9c42c15316c0441		1	0.3%
9c877a6abcc44e2		1	0.3%
9ecbe56df9f249d5		1	0.3%
9ef24898f0e04e6f		1	0.3%
a03a17e845b8444		1	0.3%
a0525377534b48f		1	0.3%
a221543631f5448		1	0.3%
a29bda3a56964ba		1	0.3%

File : CSEC4R

interview__id: Unique 32-character long identifier of the interview

Value	Label	Cases	Percentage
a3908ba3b92f4fe1		1	0.3%
a4729f20438e493		1	0.3%
a5e08a9b2416439		1	0.3%
a93651e6ad8d4de		1	0.3%
a9b092b3952f4ec		1	0.3%
aeefbdde40724ba		1	0.3%
b00970f7c1fd483		1	0.3%
b0b5ef4a81ee422		1	0.3%
b0cd107e76604c5		1	0.3%
b105a36a56b84f6		1	0.3%
b136b27d911942		1	0.3%
b137ae14a69249f		1	0.3%
b2e36352f5d9409		1	0.3%
b330812745fa4e7		1	0.3%
b341d8d4669945		1	0.3%
b4251f797f5f478		1	0.3%
b562c88957c5417		1	0.3%
b59699570a7a45a		1	0.3%
b60db776f7044c0		1	0.3%
b6beade8c2fb4ba		1	0.3%
b6c120c8e36f4d4		1	0.3%
b71b6b7c544e41f		1	0.3%
b92db033a86e4ab		1	0.3%
bad2132fae8a424		1	0.3%
bb6db2bb7e894ee		1	0.3%
bb91dac00ca941a		1	0.3%
bbb3f63e02a24e3		1	0.3%
bbd5aebfc1a54cfe		1	0.3%
bcc6e03bb2a5433		1	0.3%
bcf4623a365e435		1	0.3%
bfade52afbbe499		1	0.3%
bfc868c5c591428		1	0.3%
c015bae305344f9		1	0.3%
c14a86da4ace406		1	0.3%
c1a22955cf934b9		1	0.3%
c208d41946924e2		1	0.3%
c2a083238ac94fc		1	0.3%
c3356144806643		1	0.3%
c40d2554992447		1	0.3%
c5a985e708a7459		1	0.3%
c7bcab112852484		1	0.3%
c997c4379310457		1	0.3%
c9f3e3b01148416		1	0.3%

File : CSEC4R

interview__id: Unique 32-character long identifier of the interview

Value	Label	Cases	Percentage
ca4736d2f7a74a89		1	0.3%
caa6f80f888744d0		1	0.3%
cbe3a418c67c4371		1	0.3%
cc8047dc8a484aa0		1	0.3%
cd1474d77fac4211		1	0.3%
ce05dd69d60e43e1		1	0.3%
ce31748c847d40a1		1	0.3%
cedfce2c57e641d1		1	0.3%
d091d72bf34743f1		1	0.3%
d4b645c8dabe4a11		1	0.3%
d4e9ef0dc2b74bf1		1	0.3%
d56d66a6c7584c21		1	0.3%
d63a27ac1a6d4af1		1	0.3%
d63ba4eb8a1c4a01		1	0.3%
d6aa486f005240b1		1	0.3%
d7b1236aabb94f61		1	0.3%
d7df893335d04af1		1	0.3%
d84f5f9e3a694d31		1	0.3%
d8e480e0083545f1		1	0.3%
d983e831143f41a1		1	0.3%
da5e5ab5a00e4801		1	0.3%
da7a73e6a4654271		1	0.3%
db979bdcd2e148f1		1	0.3%
dc1776a9a0e14f41		1	0.3%
dda5335ce2054311		1	0.3%
df04ee2c0e3a4101		1	0.3%
dfbc222d61174261		1	0.3%
e106494d0ae84f21		1	0.3%
e23a30e088d14531		1	0.3%
e24222c61b9f4561		1	0.3%
e282714b05cb42f1		1	0.3%
e3166e34b04d4731		1	0.3%
e4d52a1c0a1148d1		1	0.3%
e4ddc650064a4c01		1	0.3%
e614b8ae67d44c81		1	0.3%
e61b5559a1b44041		1	0.3%
e6d0819875ec42e1		1	0.3%
e77d4f6292d24751		1	0.3%
e86a2ea031ca4f9c1		1	0.3%
e8b86f9566254e71		1	0.3%
e90883e236674951		1	0.3%
e9acfec9f50e43a81		1	0.3%
e9e027640d2a4501		1	0.3%

File : CSEC4R

interview__id: Unique 32-character long identifier of the interview

Value	Label	Cases	Percentage
e9ee6e0d15b54db		1	0.3%
eb8f3695097d4ec		1	0.3%
ebb0b322a786451		1	0.3%
ed628650c92d451		1	0.3%
ee245be814ce483		1	0.3%
ef0a2c1050d9446		1	0.3%
f11ff6935d374a37		1	0.3%
f2753e0a1ee1407a		1	0.3%
f310f9362b1e429c		1	0.3%
f4f37a3e35c44dc4		1	0.3%
f7c8666f68b2434a		1	0.3%
fa6d43e574104db		1	0.3%
fad0449bb4f0427b		1	0.3%
fbdb75a9b0ab4f6c		1	0.3%
fc8c4458e87f4d78		1	0.3%
fd96d6f934ab457c		1	0.3%
fe36e5eff69c4cb2		1	0.3%
ff38ebd77e0b421a		1	0.3%
ffc83c8361694f8c		1	0.3%

Warning: these figures indicate the number of cases found in the data file. They cannot be interpreted as summary statistics of the population of interest.

s4rq02: 2. What are the major modes of ensuring accountability in this health facility?

Information	[Type= discrete] [Format=numeric] [Range= 1-6] [Missing=*]		
Statistics [NW/ W]	[Valid=229 /-] [Invalid=78 /-]		
Value	Label	Cases	Percentage
1	Auditors	143	62.4%
2	Health management/ committee	81	35.4%
6	Other	5	2.2%
Sysmiss		78	

Warning: these figures indicate the number of cases found in the data file. They cannot be interpreted as summary statistics of the population of interest.

s4rq03: 3. Have there been any cases of misuse of funds in last financial year?

Information	[Type= discrete] [Format=numeric] [Range= 1-2] [Missing=*]		
Statistics [NW/ W]	[Valid=229 /-] [Invalid=78 /-]		
Value	Label	Cases	Percentage
1	Yes	1	0.4%
2	No	228	99.6%
Sysmiss		78	

Warning: these figures indicate the number of cases found in the data file. They cannot be interpreted as summary statistics of the population of interest.

s4rq04: 4. IF YES, how much money was involved in the most recent case? Ushs.

Information	[Type= discrete] [Format=numeric] [Range= 2000000-2000000] [Missing=*]		
Statistics [NW/ W]	[Valid=1 /-] [Invalid=306 /-] [Mean=2000000 /-]		

File : CSEC4R

s4rq04: 4. IF YES, how much money was involved in the most recent case? Ushs.

Value	Label	Cases	Percentage
2000000		1	<div></div> 100.0%
Sysmiss		306	

Warning: these figures indicate the number of cases found in the data file. They cannot be interpreted as summary statistics of the population of interest.

s4rq05: 5. Who was implicated?

Information	[Type= discrete] [Format=numeric] [Range= 1-96] [Missing=*]		
Statistics [NW/ W]	[Valid=1 /-] [Invalid=306 /-]		
Value	Label	Cases	Percentage
1	Health management Committee member	0	
2	Head of facility	0	
96	Other	1	<div></div> 100.0%
Sysmiss		306	

Warning: these figures indicate the number of cases found in the data file. They cannot be interpreted as summary statistics of the population of interest.

s4rq06: 6. What action was taken on culprits?

Information	[Type= discrete] [Format=numeric] [Range= 1-96] [Missing=*]		
Statistics [NW/ W]	[Valid=1 /-] [Invalid=306 /-]		
Value	Label	Cases	Percentage
1	Interdicted/ suspended	0	
2	Dismissed	0	
3	Reprimanded / Recovered	0	
96	Other	1	<div></div> 100.0%
Sysmiss		306	

Warning: these figures indicate the number of cases found in the data file. They cannot be interpreted as summary statistics of the population of interest.

File : CSEC5_0

Final_EA_code: Enumeration Area Unique identifier

Information [Type= discrete] [Format=character] [Missing=*]

Statistics [NW/ W] [Valid=307 /-] [Invalid=0 /-]

Value	Label	Cases	Percentage
101204020501		1	0.3%
102101040201		1	0.3%
102101080210		1	0.3%
102102020513		1	0.3%
102102050406		1	0.3%
102102060108		1	0.3%
102102080506		1	0.3%
102103010916		1	0.3%
102103041252		1	0.3%
102103050203		1	0.3%
102103050439		1	0.3%
102103060631		1	0.3%
102103080303		1	0.3%
102103120844		1	0.3%
102104010236		1	0.3%
102104020103		1	0.3%
102104020313		1	0.3%
102104081332		1	0.3%
102104163014		1	0.3%
102104190357		1	0.3%
102105010613		1	0.3%
102105030701		1	0.3%
102105040650		1	0.3%
102105100433		1	0.3%
102105130528		1	0.3%
102105150507		1	0.3%
103105050501		1	0.3%
103107020109		1	0.3%
104102040606		1	0.3%
104104030820		1	0.3%
104105040311		1	0.3%
104208040401		1	0.3%
105105020108		1	0.3%
106101010605		1	0.3%
106101090206		1	0.3%
106106060103		1	0.3%
107202060102		1	0.3%
107302030503		1	0.3%
107305070203		1	0.3%
107402030203		1	0.3%
107403060301		1	0.3%

File : CSEC5_0

Final_EA_code: Enumeration Area Unique identifier

Value	Label	Cases	Percentage
108106030909		1	0.3%
108301010115		1	0.3%
108301050512		1	0.3%
110203060109		1	0.3%
110204010703		1	0.3%
110206030911		1	0.3%
110207040309		1	0.3%
110305010603		1	0.3%
110306010205		1	0.3%
111102010811		1	0.3%
111202040320		1	0.3%
111202061528		1	0.3%
112102030202		1	0.3%
112104021001		1	0.3%
112204030107		1	0.3%
113105040201		1	0.3%
113105050532		1	0.3%
113111020505		1	0.3%
113113020418		1	0.3%
113113060242		1	0.3%
113301010130		1	0.3%
113301050411		1	0.3%
113406060107		1	0.3%
113604010110		1	0.3%
115103020402		1	0.3%
115104030401		1	0.3%
115202070303		1	0.3%
115206030602		1	0.3%
115303040507		1	0.3%
115303050716		1	0.3%
116102050101		1	0.3%
117106050206		1	0.3%
117201050401		1	0.3%
117202080201		1	0.3%
117301041130		1	0.3%
117301041137		1	0.3%
117302030901		1	0.3%
117302060527		1	0.3%
118101041020		1	0.3%
119104030404		1	0.3%
120106010101		1	0.3%
122102060404		1	0.3%
122105020311		1	0.3%

File : CSEC5_0

Final_EA_code: Enumeration Area Unique identifier

Value	Label	Cases	Percentage
122106021812		1	0.3%
123110030105		1	0.3%
124101050211		1	0.3%
124101050312		1	0.3%
124103021620		1	0.3%
124104040103		1	0.3%
124107010620		1	0.3%
124108021108		1	0.3%
125105010702		1	0.3%
201203010310		1	0.3%
201206020507		1	0.3%
201210090210		1	0.3%
202205030602		1	0.3%
203202030310		1	0.3%
203202040303		1	0.3%
203301010111		1	0.3%
204101030213		1	0.3%
204102040514		1	0.3%
204203010514		1	0.3%
204301010302		1	0.3%
204301020206		1	0.3%
204301030308		1	0.3%
204302051318		1	0.3%
205101020309		1	0.3%
205101030109		1	0.3%
205107030213		1	0.3%
207104010604		1	0.3%
208102140202		1	0.3%
208107130101		1	0.3%
208202080102		1	0.3%
209201010506		1	0.3%
210306040101		1	0.3%
210306040102		1	0.3%
211105030205		1	0.3%
211106070404		1	0.3%
211107030208		1	0.3%
212104030611		1	0.3%
212105040709		1	0.3%
212202010105		1	0.3%
212305020404		1	0.3%
214101040303		1	0.3%
214101060404		1	0.3%
214102020611		1	0.3%

File : CSEC5_0**# Final_EA_code: Enumeration Area Unique identifier**

Value	Label	Cases	Percentage
214108010504		1	0.3%
214113010305		1	0.3%
214114030515		1	0.3%
215109020818		1	0.3%
215115020203		1	0.3%
215120020808		1	0.3%
216202030604		1	0.3%
218103021305		1	0.3%
218115040101		1	0.3%
219103120104		1	0.3%
219103170202		1	0.3%
221109020302		1	0.3%
221109050505		1	0.3%
222111021102		1	0.3%
223108100606		1	0.3%
223120020410		1	0.3%
223121010401		1	0.3%
223121030202		1	0.3%
223126011515		1	0.3%
223128010204		1	0.3%
223135040509		1	0.3%
224105051111		1	0.3%
225103041522		1	0.3%
225114032604		1	0.3%
226101010214		1	0.3%
226102050810		1	0.3%
226104040305		1	0.3%
226105051005		1	0.3%
228102030405		1	0.3%
229104021009		1	0.3%
230105010304		1	0.3%
230105040506		1	0.3%
230109050511		1	0.3%
232101040606		1	0.3%
232203040502		1	0.3%
302101021503		1	0.3%
302201050803		1	0.3%
302204050508		1	0.3%
302205050202		1	0.3%
302303070505		1	0.3%
303201020510		1	0.3%
303202060606		1	0.3%
303204050605		1	0.3%

File : CSEC5_0

Final_EA_code: Enumeration Area Unique identifier

Value	Label	Cases	Percentage
303402040806		1	0.3%
303404010207		1	0.3%
303404030404		1	0.3%
303405070316		1	0.3%
303405071314		1	0.3%
303503041111		1	0.3%
303504020504		1	0.3%
304102010107		1	0.3%
304204020110		1	0.3%
304301040405		1	0.3%
306201010103		1	0.3%
306203010305		1	0.3%
306204010301		1	0.3%
306204020605		1	0.3%
307108020605		1	0.3%
307108030304		1	0.3%
307108030708		1	0.3%
307108030908		1	0.3%
307202030201		1	0.3%
308102060619		1	0.3%
309103050101		1	0.3%
309104050403		1	0.3%
309204060609		1	0.3%
310102021618		1	0.3%
310202030204		1	0.3%
310306030909		1	0.3%
310306040802		1	0.3%
310306041001		1	0.3%
311102010107		1	0.3%
311103020202		1	0.3%
311105051111		1	0.3%
311202010102		1	0.3%
312105020216		1	0.3%
313102050501		1	0.3%
313104010108		1	0.3%
314101030304		1	0.3%
314103040301		1	0.3%
314105010202		1	0.3%
315105030209		1	0.3%
317101010205		1	0.3%
317103020201		1	0.3%
317107051210		1	0.3%
318102020202		1	0.3%

File : CSEC5_0**# Final_EA_code: Enumeration Area Unique identifier**

Value	Label	Cases	Percentage
318103020406		1	0.3%
318112010303		1	0.3%
318114020701		1	0.3%
318116050101		1	0.3%
319105080306		1	0.3%
319107020203		1	0.3%
319203030409		1	0.3%
320102020601		1	0.3%
320102040601		1	0.3%
320108080103		1	0.3%
321103040514		1	0.3%
321105050214		1	0.3%
321106010504		1	0.3%
321107061709		1	0.3%
322108020610		1	0.3%
322111041206		1	0.3%
323104030201		1	0.3%
323106040915		1	0.3%
323108030411		1	0.3%
324101011403		1	0.3%
324104010503		1	0.3%
325101020514		1	0.3%
325103060113		1	0.3%
325103060210		1	0.3%
325107010301		1	0.3%
327103030510		1	0.3%
327106020513		1	0.3%
329106020616		1	0.3%
330107010101		1	0.3%
330110010403		1	0.3%
402208050714		1	0.3%
402210030714		1	0.3%
403101020501		1	0.3%
403105050205		1	0.3%
403201020515		1	0.3%
403301030215		1	0.3%
404102030405		1	0.3%
404207040904		1	0.3%
404403030304		1	0.3%
405104020509		1	0.3%
405203030403		1	0.3%
405211011114		1	0.3%
405301040904		1	0.3%

File : CSEC5_0

Final_EA_code: Enumeration Area Unique identifier

Value	Label	Cases	Percentage
405302030405		1	0.3%
406108040102		1	0.3%
406201020310		1	0.3%
406210060603		1	0.3%
406212010207		1	0.3%
406303070608		1	0.3%
407106021906		1	0.3%
408102011215		1	0.3%
408112020621		1	0.3%
408113040517		1	0.3%
409101040104		1	0.3%
409203050902		1	0.3%
409301030405		1	0.3%
410101040507		1	0.3%
410201010654		1	0.3%
410201010733		1	0.3%
410303060103		1	0.3%
411203020101		1	0.3%
411302020404		1	0.3%
411402020404		1	0.3%
411403030809		1	0.3%
412103070506		1	0.3%
412201070408		1	0.3%
412203040507		1	0.3%
414116010603		1	0.3%
415105020404		1	0.3%
415106081213		1	0.3%
415110040403		1	0.3%
415114070301		1	0.3%
415115040706		1	0.3%
417102010602		1	0.3%
417103010710		1	0.3%
417107030404		1	0.3%
417109040205		1	0.3%
417201010905		1	0.3%
417202010210		1	0.3%
418104030103		1	0.3%
418201020305		1	0.3%
418202010203		1	0.3%
418209070214		1	0.3%
419204020202		1	0.3%
420107040304		1	0.3%
420108030901		1	0.3%

File : CSEC5_0

Final_EA_code: Enumeration Area Unique identifier

Value	Label	Cases	Percentage
422102010506		1	0.3%
422107010808		1	0.3%
423110010602		1	0.3%
424105020201		1	0.3%
426202040101		1	0.3%
427202040214		1	0.3%
428111030515		1	0.3%
432205040203		1	0.3%

Warning: these figures indicate the number of cases found in the data file. They cannot be interpreted as summary statistics of the population of interest.

interview__id: Unique 32-character long identifier of the interview

Information	[Type= discrete] [Format=character] [Missing=*]
Statistics [NW/ W]	[Valid=307 /-] [Invalid=0 /-]

Value	Label	Cases	Percentage
05a0fe0e9f714c0t		1	0.3%
05f078de3c20400		1	0.3%
07ae8f7297234ae		1	0.3%
0878b9ca320646c		1	0.3%
098b64d5f62d444		1	0.3%
09bfa283100c462		1	0.3%
0aee3535b7234e0		1	0.3%
0b08b47250b441c		1	0.3%
0c7be6801de643e		1	0.3%
0d07cf9a197b4ea		1	0.3%
0d35d167e05a48c		1	0.3%
0e0a6e4e61be4e8		1	0.3%
0f26d7f7b06f4b9		1	0.3%
103ae2d40d654ba		1	0.3%
104d7f9eb5cc429		1	0.3%
1058921f8e3e471		1	0.3%
10e47f214cb7482		1	0.3%
1124288a21f7429		1	0.3%
11324295e37b4bc		1	0.3%
120745e30ae2426		1	0.3%
14b0a6db23fb42a		1	0.3%
14c013df40e448d		1	0.3%
1559b44962074f1		1	0.3%
15d825f70832453		1	0.3%
15daaf897d21429		1	0.3%
165176d72b6e412		1	0.3%
179be7cbf9884e0		1	0.3%
17ad285d62d7495		1	0.3%
18cad48cbad4438		1	0.3%
19e17412e1bb43c		1	0.3%

File : CSEC5_0

interview__id: Unique 32-character long identifier of the interview

Value	Label	Cases	Percentage
1a7113db20214df		1	0.3%
1abf78b9247749b		1	0.3%
1b8cc2c21714481		1	0.3%
1d1c39bd455d40e		1	0.3%
1eb5ffb1eeb14468		1	0.3%
1f82d12a97c5472		1	0.3%
1f9751e8115d473		1	0.3%
20b3dc70a2ef47ff		1	0.3%
22079ff2853f489c		1	0.3%
22305ac5a3e1460		1	0.3%
2298e1b9396042c		1	0.3%
23f6bb268b504e5		1	0.3%
24dff56428de471e		1	0.3%
2687e3cb2fe0474		1	0.3%
26be7462ce5e43d		1	0.3%
26eef9075b7349a		1	0.3%
26f0c6653b8b4c1		1	0.3%
293ecee7a80a482		1	0.3%
29cc9b2639524c4		1	0.3%
2b8544e9cb7347f		1	0.3%
2bc65237da7d4f7		1	0.3%
2bea2c4985dd4f4		1	0.3%
2c2b89bb4ed2475		1	0.3%
2c4950efbc4f485c		1	0.3%
2c5000cc7fa54dbb		1	0.3%
2c7dff734efc4ccb		1	0.3%
2c8f787219df44a8		1	0.3%
2d21136097a4458		1	0.3%
2f0258e282264dd		1	0.3%
2f3dadda9c4d49b		1	0.3%
303f41c72565478		1	0.3%
30b9d5e1f9fe43dc		1	0.3%
30fa92d582c34ff8		1	0.3%
312a435313e240e		1	0.3%
31a3f66b5452449		1	0.3%
32bb43e6ccef4255		1	0.3%
333db34cb097445		1	0.3%
34533291de9b4e3		1	0.3%
349edf6fc6cb49dc		1	0.3%
34efbcd896549f7		1	0.3%
362ff1525f0b427c		1	0.3%
369a2e686b0641f		1	0.3%
37c7d386630e44f		1	0.3%

File : CSEC5_0

interview__id: Unique 32-character long identifier of the interview

Value	Label	Cases	Percentage
391f45ad2d3548e		1	0.3%
39627200a32c462		1	0.3%
39e38a8716404f4		1	0.3%
3a542ba2ee9a46d		1	0.3%
3ac09195350c451		1	0.3%
3b3c7af2481243f		1	0.3%
3ce08aeb981a41a		1	0.3%
3cf0a1fa46ae4682		1	0.3%
3d61703566614f4		1	0.3%
3f41cdc7f4484a90		1	0.3%
40927a9f8da44e0		1	0.3%
41d507da42f24fa		1	0.3%
44c8e8b546fa4e9		1	0.3%
4582b29c263744c		1	0.3%
45e2495043be477		1	0.3%
468987393fd4448		1	0.3%
46bc8364e56f4e2		1	0.3%
481f3d44d4074b5		1	0.3%
49123f99dd9b486		1	0.3%
4936d20fd0be487		1	0.3%
49d2684cbd464ee		1	0.3%
4af38353df164c5		1	0.3%
4b07af9a7bac483		1	0.3%
4b14fdfdc4154af5		1	0.3%
4dd40973252a4df		1	0.3%
4e6fd738620241a		1	0.3%
50a0e9476f3f494		1	0.3%
51986b54676d4e3		1	0.3%
527a88628b1c424		1	0.3%
5300060198c04c3		1	0.3%
53fa8063d7db498		1	0.3%
54d04063673a4a7		1	0.3%
559f5482d2fa4c7		1	0.3%
55b84b9565e6420		1	0.3%
56225232b30346		1	0.3%
57061e3264f8499		1	0.3%
58cf916082f84b1		1	0.3%
58d95fc30734424		1	0.3%
59accfcd4d542a2		1	0.3%
5a30e64718014fc		1	0.3%
5b2bb8ba8da5434		1	0.3%
5b3c6ba74736462		1	0.3%
5c104965b505425		1	0.3%

File : CSEC5_0

interview__id: Unique 32-character long identifier of the interview

Value	Label	Cases	Percentage
5c166c1642f340b		1	0.3%
5ed8795ec990433		1	0.3%
5f625ed846014f1		1	0.3%
5f9671150b6c4d8		1	0.3%
5f9c80627104486		1	0.3%
5fd0f31f330a49a7		1	0.3%
608bfd2bd5f8412		1	0.3%
61dc08d3c51a46b		1	0.3%
61e4b68c15e0457		1	0.3%
62af21468f5b4edl		1	0.3%
62f01c4bc6cf48c7		1	0.3%
63ef3bf75fef4be6		1	0.3%
645e8f52e0284da		1	0.3%
652892d80eef4dc		1	0.3%
6576b15a95a0431		1	0.3%
6596c2921b4f49f		1	0.3%
65e342045671412		1	0.3%
663e019dae8f42e		1	0.3%
664e98a3af9c465		1	0.3%
67ac1b9b59384c0		1	0.3%
67d77e0fbf754e2		1	0.3%
68984e8f107b4fc1		1	0.3%
68b87f690c5e4d4		1	0.3%
69fdbce170a3499		1	0.3%
6aac54099d5446c		1	0.3%
6be18dc7379a4d8		1	0.3%
6cb2e1bf1182402		1	0.3%
6d561d7e1bb34b0		1	0.3%
6d6546ea45a24cc		1	0.3%
6e7a08685b68404		1	0.3%
6ec8cecb648e4b6		1	0.3%
6fb3d5bdc87496		1	0.3%
712dd05dfdf54bc		1	0.3%
73b6584e55df47e		1	0.3%
73edb914e5ec4a6		1	0.3%
74879a94288749c		1	0.3%
75df2b5c7d6b492		1	0.3%
76a347dba3c945d		1	0.3%
77b63a2a3a5846c		1	0.3%
78b1f1144ce740d		1	0.3%
7934cfadf18a4020		1	0.3%
7a92a755edec4d6		1	0.3%
7af284e10f40460		1	0.3%

File : CSEC5_0

interview__id: Unique 32-character long identifier of the interview

Value	Label	Cases	Percentage
7b71511069ca41c		1	0.3%
7b91ac7196d446f		1	0.3%
7ceaac984dc4433		1	0.3%
7f25311583624b7		1	0.3%
80c5e48699bc48b		1	0.3%
81def38cfed24edc		1	0.3%
81f2300746cc4b0		1	0.3%
824efbe20846431		1	0.3%
825a4d9c10674fb		1	0.3%
82e2ee46332f4f5c		1	0.3%
865a0a2dd0d442a		1	0.3%
87d1a29404f2409		1	0.3%
8b2193d437e6485		1	0.3%
8c60b24c5d69455		1	0.3%
8da56015c708420		1	0.3%
8ed0e75643204d2		1	0.3%
8f69cfcd9bea4a2a		1	0.3%
909b86e277fe480		1	0.3%
91e89e7118c041f		1	0.3%
92722375ee7a482		1	0.3%
93268921598f4e9		1	0.3%
942d21651db145e		1	0.3%
94a28a335ad8409		1	0.3%
94ae3c15a2df4270		1	0.3%
94d6a92de2aa418		1	0.3%
94e8fb8cab7846d		1	0.3%
977cf8b59c214cd		1	0.3%
9836e079cdd949e		1	0.3%
987cf3a3f3f04a53		1	0.3%
989fa310b635456		1	0.3%
98c92ebc81274b4		1	0.3%
98ff8b8f6835485e		1	0.3%
991ea35afb8c4a5e		1	0.3%
9ae38f33171f4fb8		1	0.3%
9b29a92d6753467		1	0.3%
9c42c15316c0441		1	0.3%
9c877a6abcc44e2		1	0.3%
9ecbe56df9f249d5		1	0.3%
9ef24898f0e04e6f		1	0.3%
a03a17e845b8444		1	0.3%
a0525377534b48f		1	0.3%
a221543631f5448		1	0.3%
a29bda3a56964ba		1	0.3%

File : CSEC5_0

interview__id: Unique 32-character long identifier of the interview

Value	Label	Cases	Percentage
a3908ba3b92f4fe1		1	0.3%
a4729f20438e493		1	0.3%
a5e08a9b2416439		1	0.3%
a93651e6ad8d4de		1	0.3%
a9b092b3952f4ec		1	0.3%
aeefbdde40724ba		1	0.3%
b00970f7c1fd483		1	0.3%
b0b5ef4a81ee422		1	0.3%
b0cd107e76604c5		1	0.3%
b105a36a56b84f6		1	0.3%
b136b27d911942		1	0.3%
b137ae14a69249f		1	0.3%
b2e36352f5d9409		1	0.3%
b330812745fa4e7		1	0.3%
b341d8d4669945		1	0.3%
b4251f797f5f478		1	0.3%
b562c88957c5417		1	0.3%
b59699570a7a45a		1	0.3%
b60db776f7044c0		1	0.3%
b6beade8c2fb4ba		1	0.3%
b6c120c8e36f4d4		1	0.3%
b71b6b7c544e41f		1	0.3%
b92db033a86e4ab		1	0.3%
bad2132fae8a424		1	0.3%
bb6db2bb7e894ee		1	0.3%
bb91dac00ca941a		1	0.3%
bbb3f63e02a24e3		1	0.3%
bbd5aebfc1a54cfe		1	0.3%
bcc6e03bb2a5433		1	0.3%
bcf4623a365e435		1	0.3%
bfade52afbbe499		1	0.3%
bfc868c5c591428		1	0.3%
c015bae305344f9		1	0.3%
c14a86da4ace406		1	0.3%
c1a22955cf934b9		1	0.3%
c208d41946924e2		1	0.3%
c2a083238ac94fc		1	0.3%
c3356144806643		1	0.3%
c40d2554992447		1	0.3%
c5a985e708a7459		1	0.3%
c7bcab112852484		1	0.3%
c997c4379310457		1	0.3%
c9f3e3b01148416		1	0.3%

File : CSEC5_0

interview__id: Unique 32-character long identifier of the interview

Value	Label	Cases	Percentage
ca4736d2f7a74a89		1	0.3%
caa6f80f888744d0		1	0.3%
cbe3a418c67c437		1	0.3%
cc8047dc8a484aa		1	0.3%
cd1474d77fac421		1	0.3%
ce05dd69d60e43e		1	0.3%
ce31748c847d40a		1	0.3%
cedfce2c57e641d1		1	0.3%
d091d72bf34743f		1	0.3%
d4b645c8dabe4a1		1	0.3%
d4e9ef0dc2b74bf2		1	0.3%
d56d66a6c7584c2		1	0.3%
d63a27ac1a6d4af3		1	0.3%
d63ba4eb8a1c4a0		1	0.3%
d6aa486f005240b		1	0.3%
d7b1236aabb94f6		1	0.3%
d7df893335d04af		1	0.3%
d84f5f9e3a694d3c		1	0.3%
d8e480e0083545f		1	0.3%
d983e831143f41a		1	0.3%
da5e5ab5a00e480		1	0.3%
da7a73e6a465427		1	0.3%
db979bdcd2e148f		1	0.3%
dc1776a9a0e14f4		1	0.3%
dda5335ce205431		1	0.3%
df04ee2c0e3a4107		1	0.3%
dfbc222d6117426		1	0.3%
e106494d0ae84f2		1	0.3%
e23a30e088d1453		1	0.3%
e24222c61b9f456		1	0.3%
e282714b05cb42f		1	0.3%
e3166e34b04d473		1	0.3%
e4d52a1c0a1148d		1	0.3%
e4ddc650064a4c0		1	0.3%
e614b8ae67d44c8		1	0.3%
e61b5559a1b4404		1	0.3%
e6d0819875ec42e		1	0.3%
e77d4f6292d2475		1	0.3%
e86a2ea031ca4f9c		1	0.3%
e8b86f9566254e7		1	0.3%
e90883e23667495		1	0.3%
e9acfec9f50e43a8		1	0.3%
e9e027640d2a450		1	0.3%

File : CSEC5_0

interview__id: Unique 32-character long identifier of the interview

Value	Label	Cases	Percentage
e9ee6e0d15b54db		1	0.3%
eb8f3695097d4ec		1	0.3%
ebb0b322a786451		1	0.3%
ed628650c92d451		1	0.3%
ee245be814ce483		1	0.3%
ef0a2c1050d9446		1	0.3%
f11ff6935d374a37		1	0.3%
f2753e0a1ee1407a		1	0.3%
f310f9362b1e429c		1	0.3%
f4f37a3e35c44dc2		1	0.3%
f7c8666f68b2434a		1	0.3%
fa6d43e574104db		1	0.3%
fad0449bb4f0427c		1	0.3%
fbdb75a9b0ab4f6c		1	0.3%
fc8c4458e87f4d78		1	0.3%
fd96d6f934ab457c		1	0.3%
fe36e5eff69c4cb2		1	0.3%
ff38ebd77e0b421a		1	0.3%
ffc83c8361694f80		1	0.3%

Warning: these figures indicate the number of cases found in the data file. They cannot be interpreted as summary statistics of the population of interest.

s5q03a: How long has the respondent held this post? (MONTHS)

Information	[Type= continuous] [Format=numeric] [Range= 0-144] [Missing=*]
Statistics [NW/ W]	[Valid=169 /-] [Invalid=138 /-] [Mean=11.154 /-] [StdDev=24.744 /-]

s5q03b: How long has the respondent held this post? (YEARS)

Information	[Type= continuous] [Format=numeric] [Range= 0-22] [Missing=*]
Statistics [NW/ W]	[Valid=169 /-] [Invalid=138 /-] [Mean=4.852 /-] [StdDev=4.654 /-]

File : CSEC5ABC

Final_EA_code: Enumeration Area Unique identifier

Information [Type= discrete] [Format=character] [Missing=*]

Statistics [NW/ W] [Valid=1535 /-] [Invalid=0 /-]

Value	Label	Cases	Percentage
101204020501		5	0.3%
102101040201		5	0.3%
102101080210		5	0.3%
102102020513		5	0.3%
102102050406		5	0.3%
102102060108		5	0.3%
102102080506		5	0.3%
102103010916		5	0.3%
102103041252		5	0.3%
102103050203		5	0.3%
102103050439		5	0.3%
102103060631		5	0.3%
102103080303		5	0.3%
102103120844		5	0.3%
102104010236		5	0.3%
102104020103		5	0.3%
102104020313		5	0.3%
102104081332		5	0.3%
102104163014		5	0.3%
102104190357		5	0.3%
102105010613		5	0.3%
102105030701		5	0.3%
102105040650		5	0.3%
102105100433		5	0.3%
102105130528		5	0.3%
102105150507		5	0.3%
103105050501		5	0.3%
103107020109		5	0.3%
104102040606		5	0.3%
104104030820		5	0.3%
104105040311		5	0.3%
104208040401		5	0.3%
105105020108		5	0.3%
106101010605		5	0.3%
106101090206		5	0.3%
106106060103		5	0.3%
107202060102		5	0.3%
107302030503		5	0.3%
107305070203		5	0.3%
107402030203		5	0.3%
107403060301		5	0.3%

File : CSEC5ABC

Final_EA_code: Enumeration Area Unique identifier

Value	Label	Cases	Percentage
108106030909		5	0.3%
108301010115		5	0.3%
108301050512		5	0.3%
110203060109		5	0.3%
110204010703		5	0.3%
110206030911		5	0.3%
110207040309		5	0.3%
110305010603		5	0.3%
110306010205		5	0.3%
111102010811		5	0.3%
111202040320		5	0.3%
111202061528		5	0.3%
112102030202		5	0.3%
112104021001		5	0.3%
112204030107		5	0.3%
113105040201		5	0.3%
113105050532		5	0.3%
113111020505		5	0.3%
113113020418		5	0.3%
113113060242		5	0.3%
113301010130		5	0.3%
113301050411		5	0.3%
113406060107		5	0.3%
113604010110		5	0.3%
115103020402		5	0.3%
115104030401		5	0.3%
115202070303		5	0.3%
115206030602		5	0.3%
115303040507		5	0.3%
115303050716		5	0.3%
116102050101		5	0.3%
117106050206		5	0.3%
117201050401		5	0.3%
117202080201		5	0.3%
117301041130		5	0.3%
117301041137		5	0.3%
117302030901		5	0.3%
117302060527		5	0.3%
118101041020		5	0.3%
119104030404		5	0.3%
120106010101		5	0.3%
122102060404		5	0.3%
122105020311		5	0.3%

File : CSEC5ABC

Final_EA_code: Enumeration Area Unique identifier

Value	Label	Cases	Percentage
122106021812		5	0.3%
123110030105		5	0.3%
124101050211		5	0.3%
124101050312		5	0.3%
124103021620		5	0.3%
124104040103		5	0.3%
124107010620		5	0.3%
124108021108		5	0.3%
125105010702		5	0.3%
201203010310		5	0.3%
201206020507		5	0.3%
201210090210		5	0.3%
202205030602		5	0.3%
203202030310		5	0.3%
203202040303		5	0.3%
203301010111		5	0.3%
204101030213		5	0.3%
204102040514		5	0.3%
204203010514		5	0.3%
204301010302		5	0.3%
204301020206		5	0.3%
204301030308		5	0.3%
204302051318		5	0.3%
205101020309		5	0.3%
205101030109		5	0.3%
205107030213		5	0.3%
207104010604		5	0.3%
208102140202		5	0.3%
208107130101		5	0.3%
208202080102		5	0.3%
209201010506		5	0.3%
210306040101		5	0.3%
210306040102		5	0.3%
211105030205		5	0.3%
211106070404		5	0.3%
211107030208		5	0.3%
212104030611		5	0.3%
212105040709		5	0.3%
212202010105		5	0.3%
212305020404		5	0.3%
214101040303		5	0.3%
214101060404		5	0.3%
214102020611		5	0.3%

File : CSEC5ABC

Final_EA_code: Enumeration Area Unique identifier

Value	Label	Cases	Percentage
214108010504		5	0.3%
214113010305		5	0.3%
214114030515		5	0.3%
215109020818		5	0.3%
215115020203		5	0.3%
215120020808		5	0.3%
216202030604		5	0.3%
218103021305		5	0.3%
218115040101		5	0.3%
219103120104		5	0.3%
219103170202		5	0.3%
221109020302		5	0.3%
221109050505		5	0.3%
222111021102		5	0.3%
223108100606		5	0.3%
223120020410		5	0.3%
223121010401		5	0.3%
223121030202		5	0.3%
223126011515		5	0.3%
223128010204		5	0.3%
223135040509		5	0.3%
224105051111		5	0.3%
225103041522		5	0.3%
225114032604		5	0.3%
226101010214		5	0.3%
226102050810		5	0.3%
226104040305		5	0.3%
226105051005		5	0.3%
228102030405		5	0.3%
229104021009		5	0.3%
230105010304		5	0.3%
230105040506		5	0.3%
230109050511		5	0.3%
232101040606		5	0.3%
232203040502		5	0.3%
302101021503		5	0.3%
302201050803		5	0.3%
302204050508		5	0.3%
302205050202		5	0.3%
302303070505		5	0.3%
303201020510		5	0.3%
303202060606		5	0.3%
303204050605		5	0.3%

File : CSEC5ABC

Final_EA_code: Enumeration Area Unique identifier

Value	Label	Cases	Percentage
303402040806		5	0.3%
303404010207		5	0.3%
303404030404		5	0.3%
303405070316		5	0.3%
303405071314		5	0.3%
303503041111		5	0.3%
303504020504		5	0.3%
304102010107		5	0.3%
304204020110		5	0.3%
304301040405		5	0.3%
306201010103		5	0.3%
306203010305		5	0.3%
306204010301		5	0.3%
306204020605		5	0.3%
307108020605		5	0.3%
307108030304		5	0.3%
307108030708		5	0.3%
307108030908		5	0.3%
307202030201		5	0.3%
308102060619		5	0.3%
309103050101		5	0.3%
309104050403		5	0.3%
309204060609		5	0.3%
310102021618		5	0.3%
310202030204		5	0.3%
310306030909		5	0.3%
310306040802		5	0.3%
310306041001		5	0.3%
311102010107		5	0.3%
311103020202		5	0.3%
311105051111		5	0.3%
311202010102		5	0.3%
312105020216		5	0.3%
313102050501		5	0.3%
313104010108		5	0.3%
314101030304		5	0.3%
314103040301		5	0.3%
314105010202		5	0.3%
315105030209		5	0.3%
317101010205		5	0.3%
317103020201		5	0.3%
317107051210		5	0.3%
318102020202		5	0.3%

File : CSEC5ABC

Final_EA_code: Enumeration Area Unique identifier

Value	Label	Cases	Percentage
318103020406		5	0.3%
318112010303		5	0.3%
318114020701		5	0.3%
318116050101		5	0.3%
319105080306		5	0.3%
319107020203		5	0.3%
319203030409		5	0.3%
320102020601		5	0.3%
320102040601		5	0.3%
320108080103		5	0.3%
321103040514		5	0.3%
321105050214		5	0.3%
321106010504		5	0.3%
321107061709		5	0.3%
322108020610		5	0.3%
322111041206		5	0.3%
323104030201		5	0.3%
323106040915		5	0.3%
323108030411		5	0.3%
324101011403		5	0.3%
324104010503		5	0.3%
325101020514		5	0.3%
325103060113		5	0.3%
325103060210		5	0.3%
325107010301		5	0.3%
327103030510		5	0.3%
327106020513		5	0.3%
329106020616		5	0.3%
330107010101		5	0.3%
330110010403		5	0.3%
402208050714		5	0.3%
402210030714		5	0.3%
403101020501		5	0.3%
403105050205		5	0.3%
403201020515		5	0.3%
403301030215		5	0.3%
404102030405		5	0.3%
404207040904		5	0.3%
404403030304		5	0.3%
405104020509		5	0.3%
405203030403		5	0.3%
405211011114		5	0.3%
405301040904		5	0.3%

File : CSEC5ABC

Final_EA_code: Enumeration Area Unique identifier

Value	Label	Cases	Percentage
405302030405		5	0.3%
406108040102		5	0.3%
406201020310		5	0.3%
406210060603		5	0.3%
406212010207		5	0.3%
406303070608		5	0.3%
407106021906		5	0.3%
408102011215		5	0.3%
408112020621		5	0.3%
408113040517		5	0.3%
409101040104		5	0.3%
409203050902		5	0.3%
409301030405		5	0.3%
410101040507		5	0.3%
410201010654		5	0.3%
410201010733		5	0.3%
410303060103		5	0.3%
411203020101		5	0.3%
411302020404		5	0.3%
411402020404		5	0.3%
411403030809		5	0.3%
412103070506		5	0.3%
412201070408		5	0.3%
412203040507		5	0.3%
414116010603		5	0.3%
415105020404		5	0.3%
415106081213		5	0.3%
415110040403		5	0.3%
415114070301		5	0.3%
415115040706		5	0.3%
417102010602		5	0.3%
417103010710		5	0.3%
417107030404		5	0.3%
417109040205		5	0.3%
417201010905		5	0.3%
417202010210		5	0.3%
418104030103		5	0.3%
418201020305		5	0.3%
418202010203		5	0.3%
418209070214		5	0.3%
419204020202		5	0.3%
420107040304		5	0.3%
420108030901		5	0.3%

File : CSEC5ABC

Final_EA_code: Enumeration Area Unique identifier

Value	Label	Cases	Percentage
422102010506		5	0.3%
422107010808		5	0.3%
423110010602		5	0.3%
424105020201		5	0.3%
426202040101		5	0.3%
427202040214		5	0.3%
428111030515		5	0.3%
432205040203		5	0.3%

Warning: these figures indicate the number of cases found in the data file. They cannot be interpreted as summary statistics of the population of interest.

interview__id: Unique 32-character long identifier of the interview

Information	[Type= discrete] [Format=character] [Missing=*]
Statistics [NW/ W]	[Valid=1535 /-] [Invalid=0 /-]

Value	Label	Cases	Percentage
05a0fe0e9f714c0t		5	0.3%
05f078de3c20400		5	0.3%
07ae8f7297234ae		5	0.3%
0878b9ca320646c		5	0.3%
098b64d5f62d444		5	0.3%
09bfa283100c462		5	0.3%
0aee3535b7234e0		5	0.3%
0b08b47250b441c		5	0.3%
0c7be6801de643e		5	0.3%
0d07cf9a197b4ea		5	0.3%
0d35d167e05a48c		5	0.3%
0e0a6e4e61be4e8		5	0.3%
0f26d7f7b06f4b9		5	0.3%
103ae2d40d654ba		5	0.3%
104d7f9eb5cc429		5	0.3%
1058921f8e3e471		5	0.3%
10e47f214cb7482		5	0.3%
1124288a21f7429		5	0.3%
11324295e37b4bc		5	0.3%
120745e30ae2426		5	0.3%
14b0a6db23fb42a		5	0.3%
14c013df40e448d		5	0.3%
1559b44962074f1		5	0.3%
15d825f70832453		5	0.3%
15daaf897d21429		5	0.3%
165176d72b6e412		5	0.3%
179be7cbf9884e0		5	0.3%
17ad285d62d7495		5	0.3%
18cad48cbad4438		5	0.3%
19e17412e1bb43c		5	0.3%

File : CSEC5ABC

interview__id: Unique 32-character long identifier of the interview

Value	Label	Cases	Percentage
1a7113db20214df		5	0.3%
1abf78b9247749b		5	0.3%
1b8cc2c21714481		5	0.3%
1d1c39bd455d40e		5	0.3%
1eb5ffb1eeb14468		5	0.3%
1f82d12a97c5472		5	0.3%
1f9751e8115d473		5	0.3%
20b3dc70a2ef47ff		5	0.3%
22079ff2853f489c		5	0.3%
22305ac5a3e1460		5	0.3%
2298e1b9396042c		5	0.3%
23f6bb268b504e5		5	0.3%
24dff56428de471e		5	0.3%
2687e3cb2fe0474		5	0.3%
26be7462ce5e43d		5	0.3%
26eef9075b7349a		5	0.3%
26f0c6653b8b4c1		5	0.3%
293ecee7a80a482		5	0.3%
29cc9b2639524c4		5	0.3%
2b8544e9cb7347f		5	0.3%
2bc65237da7d4f7		5	0.3%
2bea2c4985dd4f4		5	0.3%
2c2b89bb4ed2475		5	0.3%
2c4950efbc4f485c		5	0.3%
2c5000cc7fa54dbb		5	0.3%
2c7dff734efc4ccb		5	0.3%
2c8f787219df44a8		5	0.3%
2d21136097a4458		5	0.3%
2f0258e282264dd		5	0.3%
2f3dadda9c4d49b		5	0.3%
303f41c72565478		5	0.3%
30b9d5e1f9fe43dc		5	0.3%
30fa92d582c34ff8		5	0.3%
312a435313e240e		5	0.3%
31a3f66b5452449		5	0.3%
32bb43e6ccef4255		5	0.3%
333db34cb097445		5	0.3%
34533291de9b4e3		5	0.3%
349edf6fc6cb49dc		5	0.3%
34efbcd896549f7		5	0.3%
362ff1525f0b427c		5	0.3%
369a2e686b0641f		5	0.3%
37c7d386630e44f		5	0.3%

File : CSEC5ABC

interview__id: Unique 32-character long identifier of the interview

Value	Label	Cases	Percentage
391f45ad2d3548e		5	0.3%
39627200a32c462		5	0.3%
39e38a8716404f4		5	0.3%
3a542ba2ee9a46d		5	0.3%
3ac09195350c451		5	0.3%
3b3c7af2481243f		5	0.3%
3ce08aeb981a41a		5	0.3%
3cf0a1fa46ae4682		5	0.3%
3d61703566614f4		5	0.3%
3f41cdc7f4484a90		5	0.3%
40927a9f8da44e0		5	0.3%
41d507da42f24fa		5	0.3%
44c8e8b546fa4e9		5	0.3%
4582b29c263744c		5	0.3%
45e2495043be477		5	0.3%
468987393fd4448		5	0.3%
46bc8364e56f4e2		5	0.3%
481f3d44d4074b5		5	0.3%
49123f99dd9b486		5	0.3%
4936d20fd0be487		5	0.3%
49d2684cbd464ee		5	0.3%
4af38353df164c5		5	0.3%
4b07af9a7bac483		5	0.3%
4b14fdfdc4154af5		5	0.3%
4dd40973252a4df		5	0.3%
4e6fd738620241a		5	0.3%
50a0e9476f3f494		5	0.3%
51986b54676d4e3		5	0.3%
527a88628b1c424		5	0.3%
5300060198c04c3		5	0.3%
53fa8063d7db498		5	0.3%
54d04063673a4a7		5	0.3%
559f5482d2fa4c7		5	0.3%
55b84b9565e6420		5	0.3%
56225232b30346c		5	0.3%
57061e3264f8499		5	0.3%
58cf916082f84b1		5	0.3%
58d95fc30734424		5	0.3%
59accfcd4d542a7		5	0.3%
5a30e64718014fc		5	0.3%
5b2bb8ba8da5434		5	0.3%
5b3c6ba74736462		5	0.3%
5c104965b505425		5	0.3%

File : CSEC5ABC

interview__id: Unique 32-character long identifier of the interview

Value	Label	Cases	Percentage
5c166c1642f340b		5	0.3%
5ed8795ec990433		5	0.3%
5f625ed846014f1		5	0.3%
5f9671150b6c4d8		5	0.3%
5f9c80627104486		5	0.3%
5fd0f31f330a49a7		5	0.3%
608bfd2bd5f8412		5	0.3%
61dc08d3c51a46b		5	0.3%
61e4b68c15e0457		5	0.3%
62af21468f5b4edl		5	0.3%
62f01c4bc6cf48c7		5	0.3%
63ef3bf75fef4be6		5	0.3%
645e8f52e0284da		5	0.3%
652892d80eef4dc		5	0.3%
6576b15a95a0431		5	0.3%
6596c2921b4f49fi		5	0.3%
65e342045671412		5	0.3%
663e019dae8f42e		5	0.3%
664e98a3af9c465		5	0.3%
67ac1b9b59384c0		5	0.3%
67d77e0fbf754e2		5	0.3%
68984e8f107b4fcl		5	0.3%
68b87f690c5e4d4		5	0.3%
69fdbce170a3499		5	0.3%
6aac54099d5446c		5	0.3%
6be18dc7379a4d8		5	0.3%
6cb2e1bf1182402		5	0.3%
6d561d7e1bb34b0		5	0.3%
6d6546ea45a24cc		5	0.3%
6e7a08685b68404		5	0.3%
6ec8cecb648e4b6		5	0.3%
6fb3d5bdc87496		5	0.3%
712dd05dfdf54bc		5	0.3%
73b6584e55df47e		5	0.3%
73edb914e5ec4a6		5	0.3%
74879a94288749c		5	0.3%
75df2b5c7d6b492		5	0.3%
76a347dba3c945d		5	0.3%
77b63a2a3a5846c		5	0.3%
78b1f1144ce740d		5	0.3%
7934cfadf18a4020		5	0.3%
7a92a755edec4d6		5	0.3%
7af284e10f40460f		5	0.3%

File : CSEC5ABC

interview__id: Unique 32-character long identifier of the interview

Value	Label	Cases	Percentage
7b71511069ca41c		5	0.3%
7b91ac7196d446f		5	0.3%
7ceaac984dc4433		5	0.3%
7f25311583624b7		5	0.3%
80c5e48699bc48b		5	0.3%
81def38cfed24edc		5	0.3%
81f2300746cc4b0		5	0.3%
824efbe20846431		5	0.3%
825a4d9c10674fb		5	0.3%
82e2ee46332f4f5c		5	0.3%
865a0a2dd0d442a		5	0.3%
87d1a29404f2409		5	0.3%
8b2193d437e6485		5	0.3%
8c60b24c5d69455		5	0.3%
8da56015c708420		5	0.3%
8ed0e75643204d2		5	0.3%
8f69cfcd9bea4a2a		5	0.3%
909b86e277fe480		5	0.3%
91e89e7118c041f		5	0.3%
92722375ee7a482		5	0.3%
93268921598f4e9		5	0.3%
942d21651db145e		5	0.3%
94a28a335ad8409		5	0.3%
94ae3c15a2df4270		5	0.3%
94d6a92de2aa418		5	0.3%
94e8fb8cab7846d		5	0.3%
977cf8b59c214cd		5	0.3%
9836e079cdd949e		5	0.3%
987cf3a3f3f04a53		5	0.3%
989fa310b635456		5	0.3%
98c92ebc81274b4		5	0.3%
98ff8b8f6835485f		5	0.3%
991ea35afb8c4a5b		5	0.3%
9ae38f33171f4fb8		5	0.3%
9b29a92d6753467		5	0.3%
9c42c15316c0441		5	0.3%
9c877a6abcc44e2		5	0.3%
9ecbe56df9f249d5		5	0.3%
9ef24898f0e04e6f		5	0.3%
a03a17e845b8444		5	0.3%
a0525377534b48f		5	0.3%
a221543631f5448		5	0.3%
a29bda3a56964ba		5	0.3%

File : CSEC5ABC

interview__id: Unique 32-character long identifier of the interview

Value	Label	Cases	Percentage
a3908ba3b92f4fe1		5	0.3%
a4729f20438e493		5	0.3%
a5e08a9b2416439		5	0.3%
a93651e6ad8d4de		5	0.3%
a9b092b3952f4ec		5	0.3%
aeefbdde40724ba		5	0.3%
b00970f7c1fd483		5	0.3%
b0b5ef4a81ee422		5	0.3%
b0cd107e76604c5		5	0.3%
b105a36a56b84f6		5	0.3%
b136b27d911942		5	0.3%
b137ae14a69249f		5	0.3%
b2e36352f5d9409		5	0.3%
b330812745fa4e7		5	0.3%
b341d8d4669945		5	0.3%
b4251f797f5f478		5	0.3%
b562c88957c5417		5	0.3%
b59699570a7a45a		5	0.3%
b60db776f7044c0		5	0.3%
b6beade8c2fb4ba		5	0.3%
b6c120c8e36f4d4		5	0.3%
b71b6b7c544e41f		5	0.3%
b92db033a86e4ab		5	0.3%
bad2132fae8a424		5	0.3%
bb6db2bb7e894ee		5	0.3%
bb91dac00ca941a		5	0.3%
bbb3f63e02a24e3		5	0.3%
bbd5aebfc1a54cfe		5	0.3%
bcc6e03bb2a5433		5	0.3%
bcf4623a365e435		5	0.3%
bfade52afbbe499		5	0.3%
bfc868c5c591428		5	0.3%
c015bae305344f9		5	0.3%
c14a86da4ace406		5	0.3%
c1a22955cf934b9		5	0.3%
c208d41946924e2		5	0.3%
c2a083238ac94fc		5	0.3%
c3356144806643		5	0.3%
c40d2554992447		5	0.3%
c5a985e708a7459		5	0.3%
c7bcab112852484		5	0.3%
c997c4379310457		5	0.3%
c9f3e3b01148416		5	0.3%

File : CSEC5ABC

interview__id: Unique 32-character long identifier of the interview

Value	Label	Cases	Percentage
ca4736d2f7a74a89		5	0.3%
caa6f80f888744d0		5	0.3%
cbe3a418c67c4372		5	0.3%
cc8047dc8a484aa0		5	0.3%
cd1474d77fac4211		5	0.3%
ce05dd69d60e43e1		5	0.3%
ce31748c847d40a0		5	0.3%
cedfce2c57e641d1		5	0.3%
d091d72bf34743f1		5	0.3%
d4b645c8dabe4a10		5	0.3%
d4e9ef0dc2b74bf2		5	0.3%
d56d66a6c7584c20		5	0.3%
d63a27ac1a6d4af1		5	0.3%
d63ba4eb8a1c4a00		5	0.3%
d6aa486f005240b0		5	0.3%
d7b1236aabb94f60		5	0.3%
d7df893335d04af0		5	0.3%
d84f5f9e3a694d30		5	0.3%
d8e480e0083545f0		5	0.3%
d983e831143f41a0		5	0.3%
da5e5ab5a00e4800		5	0.3%
da7a73e6a4654270		5	0.3%
db979bdcd2e148f0		5	0.3%
dc1776a9a0e14f40		5	0.3%
dda5335ce2054310		5	0.3%
df04ee2c0e3a4100		5	0.3%
dfbc222d61174260		5	0.3%
e106494d0ae84f20		5	0.3%
e23a30e088d14530		5	0.3%
e24222c61b9f4560		5	0.3%
e282714b05cb42f0		5	0.3%
e3166e34b04d4730		5	0.3%
e4d52a1c0a1148d0		5	0.3%
e4ddc650064a4c00		5	0.3%
e614b8ae67d44c80		5	0.3%
e61b5559a1b44040		5	0.3%
e6d0819875ec42e0		5	0.3%
e77d4f6292d24750		5	0.3%
e86a2ea031ca4f90		5	0.3%
e8b86f9566254e70		5	0.3%
e90883e236674950		5	0.3%
e9acfec9f50e43a80		5	0.3%
e9e027640d2a4500		5	0.3%

File : CSEC5ABC

interview__id: Unique 32-character long identifier of the interview

Value	Label	Cases	Percentage	
e9ee6e0d15b54db		5	<div></div>	0.3%
eb8f3695097d4ec		5	<div></div>	0.3%
ebb0b322a786451		5	<div></div>	0.3%
ed628650c92d451		5	<div></div>	0.3%
ee245be814ce483		5	<div></div>	0.3%
ef0a2c1050d9446		5	<div></div>	0.3%
f11ff6935d374a37		5	<div></div>	0.3%
f2753e0a1ee1407f		5	<div></div>	0.3%
f310f9362b1e429f		5	<div></div>	0.3%
f4f37a3e35c44dc4		5	<div></div>	0.3%
f7c8666f68b2434f		5	<div></div>	0.3%
fa6d43e574104db		5	<div></div>	0.3%
fad0449bb4f0427f		5	<div></div>	0.3%
fbdb75a9b0ab4f6f		5	<div></div>	0.3%
fc8c4458e87f4d7f		5	<div></div>	0.3%
fd96d6f934ab457f		5	<div></div>	0.3%
fe36e5eff69c4cb2		5	<div></div>	0.3%
ff38ebd77e0b421f		5	<div></div>	0.3%
ffc83c8361694f8c		5	<div></div>	0.3%

Warning: these figures indicate the number of cases found in the data file. They cannot be interpreted as summary statistics of the population of interest.

Infrastructure_id: Id in s5r1

Information	[Type= discrete] [Format=numeric] [Range= 1-5] [Missing=*]
Statistics [NW/ W]	[Valid=1535 /-] [Invalid=0 /-]

Value	Label	Cases	Percentage	
1	Trunk roads (Tarmac)	307	<div></div>	20.0%
2	Trunk roads (Murrum)	307	<div></div>	20.0%
3	Feeder roads	307	<div></div>	20.0%
4	Community roads	307	<div></div>	20.0%
5	Bridges/culvert crossings	307	<div></div>	20.0%

Warning: these figures indicate the number of cases found in the data file. They cannot be interpreted as summary statistics of the population of interest.

s5q05: Does this sub-county have any [ROAD]?

Information	[Type= discrete] [Format=numeric] [Range= 1-2] [Missing=*]
Statistics [NW/ W]	[Valid=849 /-] [Invalid=686 /-]

Value	Label	Cases	Percentage	
1	Yes	690	<div></div>	81.3%
2	No	159	<div></div>	18.7%
Sysmiss		686		

Warning: these figures indicate the number of cases found in the data file. They cannot be interpreted as summary statistics of the population of interest.

s5q05_1: 5.1 What is the commonest mode of transport used to reach the nearest %rosteritit

Information	[Type= discrete] [Format=numeric] [Range= 1-8] [Missing=*]
Statistics [NW/ W]	[Valid=683 /-] [Invalid=852 /-]

File : CSEC5ABC

s5q05_1: 5.1 What is the commonest mode of transport used to reach the nearest %rosteritit

Value	Label	Cases	Percentage
1	Walking	562	<div><div></div></div> 82.3%
2	Taxi (car)	25	<div><div></div></div> 3.7%
3	Boda-boda	47	<div><div></div></div> 6.9%
4	Bus/minibus	2	<div><div></div></div> 0.3%
5	Motorcycle	18	<div><div></div></div> 2.6%
6	Bicycle	24	<div><div></div></div> 3.5%
7	Boat	1	<div><div></div></div> 0.1%
8	Other	4	<div><div></div></div> 0.6%
Sysmiss		852	

Warning: these figures indicate the number of cases found in the data file. They cannot be interpreted as summary statistics of the population of interest.

s5q06: 6. What is the total length of %rosterititle% within sub-county (km)? (FOR BRIDG

Information	[Type= continuous] [Format=numeric] [Range= 0.1-520] [Missing=*]
Statistics [NW/ W]	[Valid=678 -/] [Invalid=857 -/] [Mean=47.838 -/] [StdDev=57.568 -/]

s5q07: 7. INTERVIEWER: IS THIS NUMBER BASED ON RECORDS OR SUB- COUNTY CHIEF ESTIMATIONS

Information	[Type= discrete] [Format=numeric] [Range= 1-2] [Missing=*]
Statistics [NW/ W]	[Valid=677 -/] [Invalid=858 -/]

Value	Label	Cases	Percentage
1	Based on written records	139	<div><div></div></div> 20.5%
2	Based on respondent estimation	538	<div><div></div></div> 79.5%
Sysmiss		858	

Warning: these figures indicate the number of cases found in the data file. They cannot be interpreted as summary statistics of the population of interest.

s5q08: 8. What is the current state of the %rosterititle%?

Information	[Type= discrete] [Format=numeric] [Range= 1-3] [Missing=*]
Statistics [NW/ W]	[Valid=681 -/] [Invalid=854 -/]

Value	Label	Cases	Percentage
1	Good	177	<div><div></div></div> 26.0%
2	Usable	371	<div><div></div></div> 54.5%
3	Poor	133	<div><div></div></div> 19.5%
Sysmiss		854	

Warning: these figures indicate the number of cases found in the data file. They cannot be interpreted as summary statistics of the population of interest.

s5q9: 9. In your opinion, what is the main reason for the poor roads?

Information	[Type= discrete] [Format=numeric] [Range= 1-8] [Missing=*]
Statistics [NW/ W]	[Valid=133 -/] [Invalid=1402 -/]

Value	Label	Cases	Percentage
1	Bad weather	33	<div><div></div></div> 24.8%
2	Lack of equipment	9	<div><div></div></div> 6.8%
3	Poor maintenance	78	<div><div></div></div> 58.6%
4	Lack of engineers	1	<div><div></div></div> 0.8%
8	Other	12	<div><div></div></div> 9.0%
Sysmiss		1402	

File : CSEC5ABC

s5q9: 9. In your opinion, what is the main reason for the poor roads?

Warning: these figures indicate the number of cases found in the data file. They cannot be interpreted as summary statistics of the population of interest.

s5q10: 10. Who is responsible for maintaining %rosteritle%?

Information [Type= discrete] [Format=numeric] [Range= 1-5] [Missing=*]

Statistics [NW/ W] [Valid=681 /-] [Invalid=854 /-]

Value	Label	Cases	Percentage
1	Sub-county	215	31.6%
2	District	135	19.8%
3	Ministry of Works	81	11.9%
4	Other	116	17.0%
5	UNRA	134	19.7%
Sysmiss		854	

Warning: these figures indicate the number of cases found in the data file. They cannot be interpreted as summary statistics of the population of interest.

s5q11: 11. Number of km of %rosteritle% maintained (KM EXECUTED) (FOR BRIDGES/ CULVER

Information [Type= continuous] [Format=numeric] [Range= 0-312.04] [Missing=*]

Statistics [NW/ W] [Valid=461 /-] [Invalid=1074 /-] [Mean=23.039 /-] [StdDev=38.253 /-]

s5q12: 12. Do you contract maintenance of %rosteritle% to the private sector?

Information [Type= discrete] [Format=numeric] [Range= 1-2] [Missing=*]

Statistics [NW/ W] [Valid=464 /-] [Invalid=1071 /-]

Value	Label	Cases	Percentage
1	Yes	82	17.7%
2	No	382	82.3%
Sysmiss		1071	

Warning: these figures indicate the number of cases found in the data file. They cannot be interpreted as summary statistics of the population of interest.

s5q13: 13. How do you rate the quality of work for %rosteritle%?

Information [Type= discrete] [Format=numeric] [Range= 1-3] [Missing=*]

Statistics [NW/ W] [Valid=464 /-] [Invalid=1071 /-]

Value	Label	Cases	Percentage
1	Good	146	31.5%
2	Average	279	60.1%
3	Poor	39	8.4%
Sysmiss		1071	

Warning: these figures indicate the number of cases found in the data file. They cannot be interpreted as summary statistics of the population of interest.

s5q14: 14. What is the frequency of repairs for %rosteritle%?

Information [Type= discrete] [Format=numeric] [Range= 1-8] [Missing=*]

Statistics [NW/ W] [Valid=464 /-] [Invalid=1071 /-]

Value	Label	Cases	Percentage
1	Routine-manual	75	16.2%
2	Routine-mechanized	115	24.8%
3	Regular-manual	87	18.8%
4	Regular-mechanized	111	23.9%
8	Other	76	16.4%

File : CSEC5ABC

s5q14: 14. What is the frequency of repairs for %rosteritle%?

Value	Label	Cases	Percentage
Sysmiss		1071	

Warning: these figures indicate the number of cases found in the data file. They cannot be interpreted as summary statistics of the population of interest.

s5q15: 15. Have there been any new %rosteritle% constructed in sub-county in the last

Information	[Type= discrete] [Format=numeric] [Range= 1-2] [Missing=*]
Statistics [NW/ W]	[Valid=464 /-] [Invalid=1071 /-]

Value	Label	Cases	Percentage
1	Yes	177	38.1%
2	No	287	61.9%
Sysmiss		1071	

Warning: these figures indicate the number of cases found in the data file. They cannot be interpreted as summary statistics of the population of interest.

s5q16: 16. What is the length in km of %rosteritle% constructed? (FOR BRIDGES/ CULVE

Information	[Type= continuous] [Format=numeric] [Range= 0-61] [Missing=*]
Statistics [NW/ W]	[Valid=176 /-] [Invalid=1359 /-] [Mean=7.449 /-] [StdDev=7.553 /-]

s5q17: 17. What are the reasons?

Information	[Type= discrete] [Format=numeric] [Range= 1-8] [Missing=*]
Statistics [NW/ W]	[Valid=287 /-] [Invalid=1248 /-]

Value	Label	Cases	Percentage
1	No need	32	11.1%
2	Lack, of funds	215	74.9%
3	Lack of equipment	15	5.2%
4	Insecurity	0	
8	Other	25	8.7%
Sysmiss		1248	

Warning: these figures indicate the number of cases found in the data file. They cannot be interpreted as summary statistics of the population of interest.

s5q18: 18. On average, How much was required to maintain %rosteritle% in the last fina

Information	[Type= continuous] [Format=numeric] [Range= 0-1447000000] [Missing=*]
Statistics [NW/ W]	[Valid=437 /-] [Invalid=1098 /-] [Mean=39836932.522 /-] [StdDev=125413845.063 /-]

s5q19: 19. How much was actually released to maintain %rosteritle% in the last financi

Information	[Type= continuous] [Format=numeric] [Range= 0-1447000000] [Missing=*]
Statistics [NW/ W]	[Valid=438 /-] [Invalid=1097 /-] [Mean=28725763.381 /-] [StdDev=118829635.467 /-]

s5q20: 20. Were the funds that you requested for received in time?

Information	[Type= discrete] [Format=numeric] [Range= 1-2] [Missing=*]
Statistics [NW/ W]	[Valid=260 /-] [Invalid=1275 /-]

Value	Label	Cases	Percentage
1	Yes	186	71.5%
2	No	74	28.5%
Sysmiss		1275	

Warning: these figures indicate the number of cases found in the data file. They cannot be interpreted as summary statistics of the population of interest.

File : CSEC5D				
# Final_EA_code: Enumeration Area Unique identifier				
Information		[Type= discrete] [Format=character] [Missing=*]		
Statistics [NW/ W]		[Valid=2763 /-] [Invalid=0 /-]		
Value	Label	Cases	Percentage	
101204020501		9		0.3%
102101040201		9		0.3%
102101080210		9		0.3%
102102020513		9		0.3%
102102050406		9		0.3%
102102060108		9		0.3%
102102080506		9		0.3%
102103010916		9		0.3%
102103041252		9		0.3%
102103050203		9		0.3%
102103050439		9		0.3%
102103060631		9		0.3%
102103080303		9		0.3%
102103120844		9		0.3%
102104010236		9		0.3%
102104020103		9		0.3%
102104020313		9		0.3%
102104081332		9		0.3%
102104163014		9		0.3%
102104190357		9		0.3%
102105010613		9		0.3%
102105030701		9		0.3%
102105040650		9		0.3%
102105100433		9		0.3%
102105130528		9		0.3%
102105150507		9		0.3%
103105050501		9		0.3%
103107020109		9		0.3%
104102040606		9		0.3%
104104030820		9		0.3%
104105040311		9		0.3%
104208040401		9		0.3%
105105020108		9		0.3%
106101010605		9		0.3%
106101090206		9		0.3%
106106060103		9		0.3%
107202060102		9		0.3%
107302030503		9		0.3%
107305070203		9		0.3%
107402030203		9		0.3%
107403060301		9		0.3%

File : CSEC5D

Final_EA_code: Enumeration Area Unique identifier

Value	Label	Cases	Percentage
108106030909		9	0.3%
108301010115		9	0.3%
108301050512		9	0.3%
110203060109		9	0.3%
110204010703		9	0.3%
110206030911		9	0.3%
110207040309		9	0.3%
110305010603		9	0.3%
110306010205		9	0.3%
111102010811		9	0.3%
111202040320		9	0.3%
111202061528		9	0.3%
112102030202		9	0.3%
112104021001		9	0.3%
112204030107		9	0.3%
113105040201		9	0.3%
113105050532		9	0.3%
113111020505		9	0.3%
113113020418		9	0.3%
113113060242		9	0.3%
113301010130		9	0.3%
113301050411		9	0.3%
113406060107		9	0.3%
113604010110		9	0.3%
115103020402		9	0.3%
115104030401		9	0.3%
115202070303		9	0.3%
115206030602		9	0.3%
115303040507		9	0.3%
115303050716		9	0.3%
116102050101		9	0.3%
117106050206		9	0.3%
117201050401		9	0.3%
117202080201		9	0.3%
117301041130		9	0.3%
117301041137		9	0.3%
117302030901		9	0.3%
117302060527		9	0.3%
118101041020		9	0.3%
119104030404		9	0.3%
120106010101		9	0.3%
122102060404		9	0.3%
122105020311		9	0.3%

File : CSEC5D

Final_EA_code: Enumeration Area Unique identifier

Value	Label	Cases	Percentage
122106021812		9	0.3%
123110030105		9	0.3%
124101050211		9	0.3%
124101050312		9	0.3%
124103021620		9	0.3%
124104040103		9	0.3%
124107010620		9	0.3%
124108021108		9	0.3%
125105010702		9	0.3%
201203010310		9	0.3%
201206020507		9	0.3%
201210090210		9	0.3%
202205030602		9	0.3%
203202030310		9	0.3%
203202040303		9	0.3%
203301010111		9	0.3%
204101030213		9	0.3%
204102040514		9	0.3%
204203010514		9	0.3%
204301010302		9	0.3%
204301020206		9	0.3%
204301030308		9	0.3%
204302051318		9	0.3%
205101020309		9	0.3%
205101030109		9	0.3%
205107030213		9	0.3%
207104010604		9	0.3%
208102140202		9	0.3%
208107130101		9	0.3%
208202080102		9	0.3%
209201010506		9	0.3%
210306040101		9	0.3%
210306040102		9	0.3%
211105030205		9	0.3%
211106070404		9	0.3%
211107030208		9	0.3%
212104030611		9	0.3%
212105040709		9	0.3%
212202010105		9	0.3%
212305020404		9	0.3%
214101040303		9	0.3%
214101060404		9	0.3%
214102020611		9	0.3%

File : CSEC5D

Final_EA_code: Enumeration Area Unique identifier

Value	Label	Cases	Percentage
214108010504		9	0.3%
214113010305		9	0.3%
214114030515		9	0.3%
215109020818		9	0.3%
215115020203		9	0.3%
215120020808		9	0.3%
216202030604		9	0.3%
218103021305		9	0.3%
218115040101		9	0.3%
219103120104		9	0.3%
219103170202		9	0.3%
221109020302		9	0.3%
221109050505		9	0.3%
222111021102		9	0.3%
223108100606		9	0.3%
223120020410		9	0.3%
223121010401		9	0.3%
223121030202		9	0.3%
223126011515		9	0.3%
223128010204		9	0.3%
223135040509		9	0.3%
224105051111		9	0.3%
225103041522		9	0.3%
225114032604		9	0.3%
226101010214		9	0.3%
226102050810		9	0.3%
226104040305		9	0.3%
226105051005		9	0.3%
228102030405		9	0.3%
229104021009		9	0.3%
230105010304		9	0.3%
230105040506		9	0.3%
230109050511		9	0.3%
232101040606		9	0.3%
232203040502		9	0.3%
302101021503		9	0.3%
302201050803		9	0.3%
302204050508		9	0.3%
302205050202		9	0.3%
302303070505		9	0.3%
303201020510		9	0.3%
303202060606		9	0.3%
303204050605		9	0.3%

File : CSEC5D

Final_EA_code: Enumeration Area Unique identifier

Value	Label	Cases	Percentage
303402040806		9	0.3%
303404010207		9	0.3%
303404030404		9	0.3%
303405070316		9	0.3%
303405071314		9	0.3%
303503041111		9	0.3%
303504020504		9	0.3%
304102010107		9	0.3%
304204020110		9	0.3%
304301040405		9	0.3%
306201010103		9	0.3%
306203010305		9	0.3%
306204010301		9	0.3%
306204020605		9	0.3%
307108020605		9	0.3%
307108030304		9	0.3%
307108030708		9	0.3%
307108030908		9	0.3%
307202030201		9	0.3%
308102060619		9	0.3%
309103050101		9	0.3%
309104050403		9	0.3%
309204060609		9	0.3%
310102021618		9	0.3%
310202030204		9	0.3%
310306030909		9	0.3%
310306040802		9	0.3%
310306041001		9	0.3%
311102010107		9	0.3%
311103020202		9	0.3%
311105051111		9	0.3%
311202010102		9	0.3%
312105020216		9	0.3%
313102050501		9	0.3%
313104010108		9	0.3%
314101030304		9	0.3%
314103040301		9	0.3%
314105010202		9	0.3%
315105030209		9	0.3%
317101010205		9	0.3%
317103020201		9	0.3%
317107051210		9	0.3%
318102020202		9	0.3%

File : CSEC5D

Final_EA_code: Enumeration Area Unique identifier

Value	Label	Cases	Percentage
318103020406		9	0.3%
318112010303		9	0.3%
318114020701		9	0.3%
318116050101		9	0.3%
319105080306		9	0.3%
319107020203		9	0.3%
319203030409		9	0.3%
320102020601		9	0.3%
320102040601		9	0.3%
320108080103		9	0.3%
321103040514		9	0.3%
321105050214		9	0.3%
321106010504		9	0.3%
321107061709		9	0.3%
322108020610		9	0.3%
322111041206		9	0.3%
323104030201		9	0.3%
323106040915		9	0.3%
323108030411		9	0.3%
324101011403		9	0.3%
324104010503		9	0.3%
325101020514		9	0.3%
325103060113		9	0.3%
325103060210		9	0.3%
325107010301		9	0.3%
327103030510		9	0.3%
327106020513		9	0.3%
329106020616		9	0.3%
330107010101		9	0.3%
330110010403		9	0.3%
402208050714		9	0.3%
402210030714		9	0.3%
403101020501		9	0.3%
403105050205		9	0.3%
403201020515		9	0.3%
403301030215		9	0.3%
404102030405		9	0.3%
404207040904		9	0.3%
404403030304		9	0.3%
405104020509		9	0.3%
405203030403		9	0.3%
405211011114		9	0.3%
405301040904		9	0.3%

File : CSEC5D

Final_EA_code: Enumeration Area Unique identifier

Value	Label	Cases	Percentage
405302030405		9	0.3%
406108040102		9	0.3%
406201020310		9	0.3%
406210060603		9	0.3%
406212010207		9	0.3%
406303070608		9	0.3%
407106021906		9	0.3%
408102011215		9	0.3%
408112020621		9	0.3%
408113040517		9	0.3%
409101040104		9	0.3%
409203050902		9	0.3%
409301030405		9	0.3%
410101040507		9	0.3%
410201010654		9	0.3%
410201010733		9	0.3%
410303060103		9	0.3%
411203020101		9	0.3%
411302020404		9	0.3%
411402020404		9	0.3%
411403030809		9	0.3%
412103070506		9	0.3%
412201070408		9	0.3%
412203040507		9	0.3%
414116010603		9	0.3%
415105020404		9	0.3%
415106081213		9	0.3%
415110040403		9	0.3%
415114070301		9	0.3%
415115040706		9	0.3%
417102010602		9	0.3%
417103010710		9	0.3%
417107030404		9	0.3%
417109040205		9	0.3%
417201010905		9	0.3%
417202010210		9	0.3%
418104030103		9	0.3%
418201020305		9	0.3%
418202010203		9	0.3%
418209070214		9	0.3%
419204020202		9	0.3%
420107040304		9	0.3%
420108030901		9	0.3%

File : CSEC5D

Final_EA_code: Enumeration Area Unique identifier

Value	Label	Cases	Percentage
422102010506		9	0.3%
422107010808		9	0.3%
423110010602		9	0.3%
424105020201		9	0.3%
426202040101		9	0.3%
427202040214		9	0.3%
428111030515		9	0.3%
432205040203		9	0.3%

Warning: these figures indicate the number of cases found in the data file. They cannot be interpreted as summary statistics of the population of interest.

interview__id: Unique 32-character long identifier of the interview

Information	[Type= discrete] [Format=character] [Missing=*]
Statistics [NW/ W]	[Valid=2763 /-] [Invalid=0 /-]

Value	Label	Cases	Percentage
05a0fe0e9f714c0t		9	0.3%
05f078de3c20400		9	0.3%
07ae8f7297234ae		9	0.3%
0878b9ca320646c		9	0.3%
098b64d5f62d444		9	0.3%
09bfa283100c462		9	0.3%
0aee3535b7234e0		9	0.3%
0b08b47250b441c		9	0.3%
0c7be6801de643e		9	0.3%
0d07cf9a197b4ea		9	0.3%
0d35d167e05a48c		9	0.3%
0e0a6e4e61be4e8		9	0.3%
0f26d7f7b06f4b9		9	0.3%
103ae2d40d654ba		9	0.3%
104d7f9eb5cc429		9	0.3%
1058921f8e3e471		9	0.3%
10e47f214cb7482		9	0.3%
1124288a21f7429		9	0.3%
11324295e37b4bc		9	0.3%
120745e30ae2426		9	0.3%
14b0a6db23fb42a		9	0.3%
14c013df40e448d		9	0.3%
1559b44962074f1		9	0.3%
15d825f70832453		9	0.3%
15daaf897d21429		9	0.3%
165176d72b6e412		9	0.3%
179be7cbf9884e0		9	0.3%
17ad285d62d7495		9	0.3%
18cad48cbad4438		9	0.3%
19e17412e1bb43f		9	0.3%

File : CSEC5D

interview__id: Unique 32-character long identifier of the interview

Value	Label	Cases	Percentage
1a7113db20214df		9	0.3%
1abf78b9247749b		9	0.3%
1b8cc2c21714481		9	0.3%
1d1c39bd455d40e		9	0.3%
1eb5ffb1eeb14468		9	0.3%
1f82d12a97c5472		9	0.3%
1f9751e8115d473		9	0.3%
20b3dc70a2ef47ff		9	0.3%
22079ff2853f489c		9	0.3%
22305ac5a3e1460		9	0.3%
2298e1b9396042c		9	0.3%
23f6bb268b504e5		9	0.3%
24dff56428de471e		9	0.3%
2687e3cb2fe0474		9	0.3%
26be7462ce5e43d		9	0.3%
26eef9075b7349a		9	0.3%
26f0c6653b8b4c1		9	0.3%
293ecee7a80a482		9	0.3%
29cc9b2639524c4		9	0.3%
2b8544e9cb7347f		9	0.3%
2bc65237da7d4f7		9	0.3%
2bea2c4985dd4f4		9	0.3%
2c2b89bb4ed2475		9	0.3%
2c4950efbc4f485c		9	0.3%
2c5000cc7fa54dbb		9	0.3%
2c7dff734efc4ccb		9	0.3%
2c8f787219df44a8		9	0.3%
2d21136097a4458		9	0.3%
2f0258e282264dd		9	0.3%
2f3dadda9c4d49b		9	0.3%
303f41c72565478		9	0.3%
30b9d5e1f9fe43dc		9	0.3%
30fa92d582c34ff8		9	0.3%
312a435313e240e		9	0.3%
31a3f66b5452449		9	0.3%
32bb43e6ccef4255		9	0.3%
333db34cb097445		9	0.3%
34533291de9b4e3		9	0.3%
349edf6fc6cb49dc		9	0.3%
34efbcd896549f7		9	0.3%
362ff1525f0b427c		9	0.3%
369a2e686b0641f		9	0.3%
37c7d386630e44f		9	0.3%

File : CSEC5D

interview__id: Unique 32-character long identifier of the interview

Value	Label	Cases	Percentage
391f45ad2d3548e		9	0.3%
39627200a32c462		9	0.3%
39e38a8716404f4		9	0.3%
3a542ba2ee9a46d		9	0.3%
3ac09195350c451		9	0.3%
3b3c7af2481243f		9	0.3%
3ce08aeb981a41a		9	0.3%
3cf0a1fa46ae4682		9	0.3%
3d61703566614f4		9	0.3%
3f41cdc7f4484a90		9	0.3%
40927a9f8da44e0		9	0.3%
41d507da42f24fa		9	0.3%
44c8e8b546fa4e9		9	0.3%
4582b29c263744c		9	0.3%
45e2495043be477		9	0.3%
468987393fd4448		9	0.3%
46bc8364e56f4e2		9	0.3%
481f3d44d4074b5		9	0.3%
49123f99dd9b486		9	0.3%
4936d20fd0be487		9	0.3%
49d2684cbd464ee		9	0.3%
4af38353df164c5		9	0.3%
4b07af9a7bac483		9	0.3%
4b14fdfdc4154af5		9	0.3%
4dd40973252a4df		9	0.3%
4e6fd738620241a		9	0.3%
50a0e9476f3f494		9	0.3%
51986b54676d4e3		9	0.3%
527a88628b1c424		9	0.3%
5300060198c04c3		9	0.3%
53fa8063d7db498		9	0.3%
54d04063673a4a7		9	0.3%
559f5482d2fa4c7		9	0.3%
55b84b9565e6420		9	0.3%
56225232b30346c		9	0.3%
57061e3264f8499		9	0.3%
58cf916082f84b1		9	0.3%
58d95fc30734424		9	0.3%
59accfcd4d542a7		9	0.3%
5a30e64718014fc		9	0.3%
5b2bb8ba8da5434		9	0.3%
5b3c6ba74736462		9	0.3%
5c104965b505425		9	0.3%

File : CSEC5D

interview__id: Unique 32-character long identifier of the interview

Value	Label	Cases	Percentage
5c166c1642f340b		9	0.3%
5ed8795ec990433		9	0.3%
5f625ed846014f1		9	0.3%
5f9671150b6c4d8		9	0.3%
5f9c80627104486		9	0.3%
5fd0f31f330a49a7		9	0.3%
608bfd2bd5f8412		9	0.3%
61dc08d3c51a46b		9	0.3%
61e4b68c15e0457		9	0.3%
62af21468f5b4edl		9	0.3%
62f01c4bc6cf48c7		9	0.3%
63ef3bf75fef4be6		9	0.3%
645e8f52e0284da		9	0.3%
652892d80eef4dc		9	0.3%
6576b15a95a0431		9	0.3%
6596c2921b4f49fi		9	0.3%
65e342045671412		9	0.3%
663e019dae8f42e		9	0.3%
664e98a3af9c465		9	0.3%
67ac1b9b59384c0		9	0.3%
67d77e0fbf754e2		9	0.3%
68984e8f107b4fcl		9	0.3%
68b87f690c5e4d4		9	0.3%
69fdbce170a3499		9	0.3%
6aac54099d5446c		9	0.3%
6be18dc7379a4d8		9	0.3%
6cb2e1bf1182402		9	0.3%
6d561d7e1bb34b0		9	0.3%
6d6546ea45a24cc		9	0.3%
6e7a08685b68404		9	0.3%
6ec8cecb648e4b6		9	0.3%
6fb3d5bdc87496		9	0.3%
712dd05dfdf54bc		9	0.3%
73b6584e55df47e		9	0.3%
73edb914e5ec4a6		9	0.3%
74879a94288749c		9	0.3%
75df2b5c7d6b492		9	0.3%
76a347dba3c945d		9	0.3%
77b63a2a3a5846c		9	0.3%
78b1f1144ce740d		9	0.3%
7934cfadf18a4020		9	0.3%
7a92a755edec4d6		9	0.3%
7af284e10f40460		9	0.3%

File : CSEC5D

interview__id: Unique 32-character long identifier of the interview

Value	Label	Cases	Percentage
7b71511069ca41c		9	0.3%
7b91ac7196d446f		9	0.3%
7ceaac984dc4433		9	0.3%
7f25311583624b7		9	0.3%
80c5e48699bc48b		9	0.3%
81def38cfed24edc		9	0.3%
81f2300746cc4b0		9	0.3%
824efbe20846431		9	0.3%
825a4d9c10674fb		9	0.3%
82e2ee46332f4f5c		9	0.3%
865a0a2dd0d442a		9	0.3%
87d1a29404f2409		9	0.3%
8b2193d437e6485		9	0.3%
8c60b24c5d69455		9	0.3%
8da56015c708420		9	0.3%
8ed0e75643204d2		9	0.3%
8f69cfcd9bea4a2a		9	0.3%
909b86e277fe480		9	0.3%
91e89e7118c041f		9	0.3%
92722375ee7a482		9	0.3%
93268921598f4e9		9	0.3%
942d21651db145e		9	0.3%
94a28a335ad8409		9	0.3%
94ae3c15a2df4270		9	0.3%
94d6a92de2aa418		9	0.3%
94e8fb8cab7846d		9	0.3%
977cf8b59c214cd		9	0.3%
9836e079cdd949e		9	0.3%
987cf3a3f3f04a53		9	0.3%
989fa310b635456		9	0.3%
98c92ebc81274b4		9	0.3%
98ff8b8f6835485f		9	0.3%
991ea35afb8c4a5f		9	0.3%
9ae38f33171f4fb8		9	0.3%
9b29a92d6753467		9	0.3%
9c42c15316c0441		9	0.3%
9c877a6abcc44e2		9	0.3%
9ecbe56df9f249d5		9	0.3%
9ef24898f0e04e6f		9	0.3%
a03a17e845b8444		9	0.3%
a0525377534b48f		9	0.3%
a221543631f5448		9	0.3%
a29bda3a56964ba		9	0.3%

File : CSEC5D

interview__id: Unique 32-character long identifier of the interview

Value	Label	Cases	Percentage
a3908ba3b92f4fe1		9	0.3%
a4729f20438e493		9	0.3%
a5e08a9b2416439		9	0.3%
a93651e6ad8d4de		9	0.3%
a9b092b3952f4ec		9	0.3%
aeefbdde40724ba		9	0.3%
b00970f7c1fd483		9	0.3%
b0b5ef4a81ee422		9	0.3%
b0cd107e76604c5		9	0.3%
b105a36a56b84f6		9	0.3%
b136b27d911942		9	0.3%
b137ae14a69249f		9	0.3%
b2e36352f5d9409		9	0.3%
b330812745fa4e7		9	0.3%
b341d8d4669945		9	0.3%
b4251f797f5f478		9	0.3%
b562c88957c5417		9	0.3%
b59699570a7a45a		9	0.3%
b60db776f7044c0		9	0.3%
b6beade8c2fb4ba		9	0.3%
b6c120c8e36f4d4		9	0.3%
b71b6b7c544e41f		9	0.3%
b92db033a86e4ab		9	0.3%
bad2132fae8a424		9	0.3%
bb6db2bb7e894ee		9	0.3%
bb91dac00ca941a		9	0.3%
bbb3f63e02a24e3		9	0.3%
bbd5aebfc1a54cfe		9	0.3%
bcc6e03bb2a5433		9	0.3%
bcf4623a365e435		9	0.3%
bfade52afbbe499		9	0.3%
bfc868c5c591428		9	0.3%
c015bae305344f9		9	0.3%
c14a86da4ace406		9	0.3%
c1a22955cf934b9		9	0.3%
c208d41946924e2		9	0.3%
c2a083238ac94fc		9	0.3%
c3356144806643		9	0.3%
c40d2554992447		9	0.3%
c5a985e708a7459		9	0.3%
c7bcab112852484		9	0.3%
c997c4379310457		9	0.3%
c9f3e3b01148416		9	0.3%

File : CSEC5D

interview__id: Unique 32-character long identifier of the interview

Value	Label	Cases	Percentage
ca4736d2f7a74a89		9	0.3%
caa6f80f888744d0		9	0.3%
cbe3a418c67c4371		9	0.3%
cc8047dc8a484aa0		9	0.3%
cd1474d77fac4211		9	0.3%
ce05dd69d60e43e1		9	0.3%
ce31748c847d40a1		9	0.3%
cedfce2c57e641d1		9	0.3%
d091d72bf34743f1		9	0.3%
d4b645c8dabe4a11		9	0.3%
d4e9ef0dc2b74bf1		9	0.3%
d56d66a6c7584c21		9	0.3%
d63a27ac1a6d4af1		9	0.3%
d63ba4eb8a1c4a01		9	0.3%
d6aa486f005240b1		9	0.3%
d7b1236aabb94f61		9	0.3%
d7df893335d04af1		9	0.3%
d84f5f9e3a694d31		9	0.3%
d8e480e0083545f1		9	0.3%
d983e831143f41a1		9	0.3%
da5e5ab5a00e4801		9	0.3%
da7a73e6a4654271		9	0.3%
db979bdcd2e148f1		9	0.3%
dc1776a9a0e14f41		9	0.3%
dda5335ce2054311		9	0.3%
df04ee2c0e3a4101		9	0.3%
dfbc222d61174261		9	0.3%
e106494d0ae84f21		9	0.3%
e23a30e088d14531		9	0.3%
e24222c61b9f4561		9	0.3%
e282714b05cb42f1		9	0.3%
e3166e34b04d4731		9	0.3%
e4d52a1c0a1148d1		9	0.3%
e4ddc650064a4c01		9	0.3%
e614b8ae67d44c81		9	0.3%
e61b5559a1b44041		9	0.3%
e6d0819875ec42e1		9	0.3%
e77d4f6292d24751		9	0.3%
e86a2ea031ca4f91		9	0.3%
e8b86f9566254e71		9	0.3%
e90883e236674951		9	0.3%
e9acfec9f50e43a81		9	0.3%
e9e027640d2a4501		9	0.3%

File : CSEC5D

interview__id: Unique 32-character long identifier of the interview

Value	Label	Cases	Percentage
e9ee6e0d15b54db		9	0.3%
eb8f3695097d4ec		9	0.3%
ebb0b322a786451		9	0.3%
ed628650c92d451		9	0.3%
ee245be814ce483		9	0.3%
ef0a2c1050d9446		9	0.3%
f11ff6935d374a37		9	0.3%
f2753e0a1ee14074		9	0.3%
f310f9362b1e429.		9	0.3%
f4f37a3e35c44dc4		9	0.3%
f7c8666f68b24340		9	0.3%
fa6d43e574104db		9	0.3%
fad0449bb4f0427.		9	0.3%
fbdb75a9b0ab4f6.		9	0.3%
fc8c4458e87f4d78		9	0.3%
fd96d6f934ab457.		9	0.3%
fe36e5eff69c4cb2		9	0.3%
ff38ebd77e0b421.		9	0.3%
ffc83c8361694f80		9	0.3%

Warning: these figures indicate the number of cases found in the data file. They cannot be interpreted as summary statistics of the population of interest.

Roads_id: Type of constraints faced by this sub-county (roster)

Information	[Type= discrete] [Format=numeric] [Range= 1-9] [Missing=*]
Statistics [NW/ W]	[Valid=2763 /-] [Invalid=0 /-]

Value	Label	Cases	Percentage
1	Delayed remittance of funds	307	11.1%
2	Inadequate facilities	307	11.1%
3	Inadequate staff	307	11.1%
4	Wide road network	307	11.1%
5	Lack of peoplesâ€™ interest	307	11.1%
6	Inadequate funding	307	11.1%
7	Low pay to staff	307	11.1%
8	Insecurity	307	11.1%
9	Other	307	11.1%

Warning: these figures indicate the number of cases found in the data file. They cannot be interpreted as summary statistics of the population of interest.

s5q21: MAJOR constraints faced by this sub- county in terms of the maintenance and rep

Information	[Type= discrete] [Format=numeric] [Range= 1-2] [Missing=*]
Statistics [NW/ W]	[Valid=1521 /-] [Invalid=1242 /-]

Value	Label	Cases	Percentage
1	Yes	539	35.4%
2	No	982	64.6%
Sysmiss		1242	

Warning: these figures indicate the number of cases found in the data file. They cannot be interpreted as summary statistics of the population of interest.

File : CSEC5D

s5q22: 22. RANK UP TO 3 SOURCES BY IMPORTANCE

Information	[Type= discrete] [Format=numeric] [Range= 1-3] [Missing=*]
Statistics [NW/ W]	[Valid=454 /-] [Invalid=2309 /-]

Value	Label	Cases	Percentage
1	Most serious	169	<div></div> 37.2%
2	2nd most serious	163	<div></div> 35.9%
3	3rd most serious	122	<div></div> 26.9%
Sysmiss		2309	

Warning: these figures indicate the number of cases found in the data file. They cannot be interpreted as summary statistics of the population of interest.

s5q23: 23. How has the situation for %rostartitle% changed in the last 12 months?

Information	[Type= discrete] [Format=numeric] [Range= 1-3] [Missing=*]
Statistics [NW/ W]	[Valid=539 /-] [Invalid=2224 /-]

Value	Label	Cases	Percentage
1	Improved	82	<div></div> 15.2%
2	Same	384	<div></div> 71.2%
3	Worsened	73	<div></div> 13.5%
Sysmiss		2224	

Warning: these figures indicate the number of cases found in the data file. They cannot be interpreted as summary statistics of the population of interest.

File : CSEC5E

Final_EA_code: Enumeration Area Unique identifier

Information [Type= discrete] [Format=character] [Missing=*]

Statistics [NW/ W] [Valid=307 /-] [Invalid=0 /-]

Value	Label	Cases	Percentage
101204020501		1	0.3%
102101040201		1	0.3%
102101080210		1	0.3%
102102020513		1	0.3%
102102050406		1	0.3%
102102060108		1	0.3%
102102080506		1	0.3%
102103010916		1	0.3%
102103041252		1	0.3%
102103050203		1	0.3%
102103050439		1	0.3%
102103060631		1	0.3%
102103080303		1	0.3%
102103120844		1	0.3%
102104010236		1	0.3%
102104020103		1	0.3%
102104020313		1	0.3%
102104081332		1	0.3%
102104163014		1	0.3%
102104190357		1	0.3%
102105010613		1	0.3%
102105030701		1	0.3%
102105040650		1	0.3%
102105100433		1	0.3%
102105130528		1	0.3%
102105150507		1	0.3%
103105050501		1	0.3%
103107020109		1	0.3%
104102040606		1	0.3%
104104030820		1	0.3%
104105040311		1	0.3%
104208040401		1	0.3%
105105020108		1	0.3%
106101010605		1	0.3%
106101090206		1	0.3%
106106060103		1	0.3%
107202060102		1	0.3%
107302030503		1	0.3%
107305070203		1	0.3%
107402030203		1	0.3%
107403060301		1	0.3%

File : CSEC5E

Final_EA_code: Enumeration Area Unique identifier

Value	Label	Cases	Percentage
108106030909		1	0.3%
108301010115		1	0.3%
108301050512		1	0.3%
110203060109		1	0.3%
110204010703		1	0.3%
110206030911		1	0.3%
110207040309		1	0.3%
110305010603		1	0.3%
110306010205		1	0.3%
111102010811		1	0.3%
111202040320		1	0.3%
111202061528		1	0.3%
112102030202		1	0.3%
112104021001		1	0.3%
112204030107		1	0.3%
113105040201		1	0.3%
113105050532		1	0.3%
113111020505		1	0.3%
113113020418		1	0.3%
113113060242		1	0.3%
113301010130		1	0.3%
113301050411		1	0.3%
113406060107		1	0.3%
113604010110		1	0.3%
115103020402		1	0.3%
115104030401		1	0.3%
115202070303		1	0.3%
115206030602		1	0.3%
115303040507		1	0.3%
115303050716		1	0.3%
116102050101		1	0.3%
117106050206		1	0.3%
117201050401		1	0.3%
117202080201		1	0.3%
117301041130		1	0.3%
117301041137		1	0.3%
117302030901		1	0.3%
117302060527		1	0.3%
118101041020		1	0.3%
119104030404		1	0.3%
120106010101		1	0.3%
122102060404		1	0.3%
122105020311		1	0.3%

File : CSEC5E

Final_EA_code: Enumeration Area Unique identifier

Value	Label	Cases	Percentage
122106021812		1	0.3%
123110030105		1	0.3%
124101050211		1	0.3%
124101050312		1	0.3%
124103021620		1	0.3%
124104040103		1	0.3%
124107010620		1	0.3%
124108021108		1	0.3%
125105010702		1	0.3%
201203010310		1	0.3%
201206020507		1	0.3%
201210090210		1	0.3%
202205030602		1	0.3%
203202030310		1	0.3%
203202040303		1	0.3%
203301010111		1	0.3%
204101030213		1	0.3%
204102040514		1	0.3%
204203010514		1	0.3%
204301010302		1	0.3%
204301020206		1	0.3%
204301030308		1	0.3%
204302051318		1	0.3%
205101020309		1	0.3%
205101030109		1	0.3%
205107030213		1	0.3%
207104010604		1	0.3%
208102140202		1	0.3%
208107130101		1	0.3%
208202080102		1	0.3%
209201010506		1	0.3%
210306040101		1	0.3%
210306040102		1	0.3%
211105030205		1	0.3%
211106070404		1	0.3%
211107030208		1	0.3%
212104030611		1	0.3%
212105040709		1	0.3%
212202010105		1	0.3%
212305020404		1	0.3%
214101040303		1	0.3%
214101060404		1	0.3%
214102020611		1	0.3%

File : CSEC5E

Final_EA_code: Enumeration Area Unique identifier

Value	Label	Cases	Percentage
214108010504		1	0.3%
214113010305		1	0.3%
214114030515		1	0.3%
215109020818		1	0.3%
215115020203		1	0.3%
215120020808		1	0.3%
216202030604		1	0.3%
218103021305		1	0.3%
218115040101		1	0.3%
219103120104		1	0.3%
219103170202		1	0.3%
221109020302		1	0.3%
221109050505		1	0.3%
222111021102		1	0.3%
223108100606		1	0.3%
223120020410		1	0.3%
223121010401		1	0.3%
223121030202		1	0.3%
223126011515		1	0.3%
223128010204		1	0.3%
223135040509		1	0.3%
224105051111		1	0.3%
225103041522		1	0.3%
225114032604		1	0.3%
226101010214		1	0.3%
226102050810		1	0.3%
226104040305		1	0.3%
226105051005		1	0.3%
228102030405		1	0.3%
229104021009		1	0.3%
230105010304		1	0.3%
230105040506		1	0.3%
230109050511		1	0.3%
232101040606		1	0.3%
232203040502		1	0.3%
302101021503		1	0.3%
302201050803		1	0.3%
302204050508		1	0.3%
302205050202		1	0.3%
302303070505		1	0.3%
303201020510		1	0.3%
303202060606		1	0.3%
303204050605		1	0.3%

File : CSEC5E

Final_EA_code: Enumeration Area Unique identifier

Value	Label	Cases	Percentage
303402040806		1	0.3%
303404010207		1	0.3%
303404030404		1	0.3%
303405070316		1	0.3%
303405071314		1	0.3%
303503041111		1	0.3%
303504020504		1	0.3%
304102010107		1	0.3%
304204020110		1	0.3%
304301040405		1	0.3%
306201010103		1	0.3%
306203010305		1	0.3%
306204010301		1	0.3%
306204020605		1	0.3%
307108020605		1	0.3%
307108030304		1	0.3%
307108030708		1	0.3%
307108030908		1	0.3%
307202030201		1	0.3%
308102060619		1	0.3%
309103050101		1	0.3%
309104050403		1	0.3%
309204060609		1	0.3%
310102021618		1	0.3%
310202030204		1	0.3%
310306030909		1	0.3%
310306040802		1	0.3%
310306041001		1	0.3%
311102010107		1	0.3%
311103020202		1	0.3%
311105051111		1	0.3%
311202010102		1	0.3%
312105020216		1	0.3%
313102050501		1	0.3%
313104010108		1	0.3%
314101030304		1	0.3%
314103040301		1	0.3%
314105010202		1	0.3%
315105030209		1	0.3%
317101010205		1	0.3%
317103020201		1	0.3%
317107051210		1	0.3%
318102020202		1	0.3%

File : CSEC5E

Final_EA_code: Enumeration Area Unique identifier

Value	Label	Cases	Percentage
318103020406		1	0.3%
318112010303		1	0.3%
318114020701		1	0.3%
318116050101		1	0.3%
319105080306		1	0.3%
319107020203		1	0.3%
319203030409		1	0.3%
320102020601		1	0.3%
320102040601		1	0.3%
320108080103		1	0.3%
321103040514		1	0.3%
321105050214		1	0.3%
321106010504		1	0.3%
321107061709		1	0.3%
322108020610		1	0.3%
322111041206		1	0.3%
323104030201		1	0.3%
323106040915		1	0.3%
323108030411		1	0.3%
324101011403		1	0.3%
324104010503		1	0.3%
325101020514		1	0.3%
325103060113		1	0.3%
325103060210		1	0.3%
325107010301		1	0.3%
327103030510		1	0.3%
327106020513		1	0.3%
329106020616		1	0.3%
330107010101		1	0.3%
330110010403		1	0.3%
402208050714		1	0.3%
402210030714		1	0.3%
403101020501		1	0.3%
403105050205		1	0.3%
403201020515		1	0.3%
403301030215		1	0.3%
404102030405		1	0.3%
404207040904		1	0.3%
404403030304		1	0.3%
405104020509		1	0.3%
405203030403		1	0.3%
405211011114		1	0.3%
405301040904		1	0.3%

File : CSEC5E

Final_EA_code: Enumeration Area Unique identifier

Value	Label	Cases	Percentage
405302030405		1	0.3%
406108040102		1	0.3%
406201020310		1	0.3%
406210060603		1	0.3%
406212010207		1	0.3%
406303070608		1	0.3%
407106021906		1	0.3%
408102011215		1	0.3%
408112020621		1	0.3%
408113040517		1	0.3%
409101040104		1	0.3%
409203050902		1	0.3%
409301030405		1	0.3%
410101040507		1	0.3%
410201010654		1	0.3%
410201010733		1	0.3%
410303060103		1	0.3%
411203020101		1	0.3%
411302020404		1	0.3%
411402020404		1	0.3%
411403030809		1	0.3%
412103070506		1	0.3%
412201070408		1	0.3%
412203040507		1	0.3%
414116010603		1	0.3%
415105020404		1	0.3%
415106081213		1	0.3%
415110040403		1	0.3%
415114070301		1	0.3%
415115040706		1	0.3%
417102010602		1	0.3%
417103010710		1	0.3%
417107030404		1	0.3%
417109040205		1	0.3%
417201010905		1	0.3%
417202010210		1	0.3%
418104030103		1	0.3%
418201020305		1	0.3%
418202010203		1	0.3%
418209070214		1	0.3%
419204020202		1	0.3%
420107040304		1	0.3%
420108030901		1	0.3%

File : CSEC5E

Final_EA_code: Enumeration Area Unique identifier

Value	Label	Cases	Percentage
422102010506		1	0.3%
422107010808		1	0.3%
423110010602		1	0.3%
424105020201		1	0.3%
426202040101		1	0.3%
427202040214		1	0.3%
428111030515		1	0.3%
432205040203		1	0.3%

Warning: these figures indicate the number of cases found in the data file. They cannot be interpreted as summary statistics of the population of interest.

interview__id: Unique 32-character long identifier of the interview

Information	[Type= discrete] [Format=character] [Missing=*]
Statistics [NW/ W]	[Valid=307 /-] [Invalid=0 /-]

Value	Label	Cases	Percentage
05a0fe0e9f714c0t		1	0.3%
05f078de3c20400		1	0.3%
07ae8f7297234ae		1	0.3%
0878b9ca320646c		1	0.3%
098b64d5f62d444		1	0.3%
09bfa283100c462		1	0.3%
0aee3535b7234e0		1	0.3%
0b08b47250b441c		1	0.3%
0c7be6801de643e		1	0.3%
0d07cf9a197b4ea		1	0.3%
0d35d167e05a48c		1	0.3%
0e0a6e4e61be4e8		1	0.3%
0f26d7f7b06f4b9		1	0.3%
103ae2d40d654ba		1	0.3%
104d7f9eb5cc429		1	0.3%
1058921f8e3e471		1	0.3%
10e47f214cb7482		1	0.3%
1124288a21f7429		1	0.3%
11324295e37b4bc		1	0.3%
120745e30ae2426		1	0.3%
14b0a6db23fb42a		1	0.3%
14c013df40e448d		1	0.3%
1559b44962074f1		1	0.3%
15d825f70832453		1	0.3%
15daaf897d21429		1	0.3%
165176d72b6e412		1	0.3%
179be7cbf9884e0		1	0.3%
17ad285d62d749f		1	0.3%
18cad48cbad4438		1	0.3%
19e17412e1bb43f		1	0.3%

File : CSEC5E

interview__id: Unique 32-character long identifier of the interview

Value	Label	Cases	Percentage
1a7113db20214df		1	0.3%
1abf78b9247749b		1	0.3%
1b8cc2c21714481		1	0.3%
1d1c39bd455d40e		1	0.3%
1eb5ffb1eeb14468		1	0.3%
1f82d12a97c5472		1	0.3%
1f9751e8115d473		1	0.3%
20b3dc70a2ef47ff		1	0.3%
22079ff2853f489c		1	0.3%
22305ac5a3e1460		1	0.3%
2298e1b9396042c		1	0.3%
23f6bb268b504e5		1	0.3%
24dff56428de471e		1	0.3%
2687e3cb2fe0474		1	0.3%
26be7462ce5e43d		1	0.3%
26eef9075b7349a		1	0.3%
26f0c6653b8b4c1		1	0.3%
293ecee7a80a482		1	0.3%
29cc9b2639524c4		1	0.3%
2b8544e9cb7347f		1	0.3%
2bc65237da7d4f7		1	0.3%
2bea2c4985dd4f4		1	0.3%
2c2b89bb4ed2475		1	0.3%
2c4950efbc4f485c		1	0.3%
2c5000cc7fa54dbb		1	0.3%
2c7dff734efc4ccb		1	0.3%
2c8f787219df44a8		1	0.3%
2d21136097a4458		1	0.3%
2f0258e282264dd		1	0.3%
2f3dadda9c4d49b		1	0.3%
303f41c72565478		1	0.3%
30b9d5e1f9fe43dc		1	0.3%
30fa92d582c34ff8		1	0.3%
312a435313e240e		1	0.3%
31a3f66b5452449		1	0.3%
32bb43e6ccef4255		1	0.3%
333db34cb097445		1	0.3%
34533291de9b4e3		1	0.3%
349edf6fc6cb49dc		1	0.3%
34efbcd896549f7		1	0.3%
362ff1525f0b427c		1	0.3%
369a2e686b0641f		1	0.3%
37c7d386630e44f		1	0.3%

File : CSEC5E

interview__id: Unique 32-character long identifier of the interview

Value	Label	Cases	Percentage
391f45ad2d3548e		1	0.3%
39627200a32c462		1	0.3%
39e38a8716404f4		1	0.3%
3a542ba2ee9a46d		1	0.3%
3ac09195350c451		1	0.3%
3b3c7af2481243f		1	0.3%
3ce08aeb981a41a		1	0.3%
3cf0a1fa46ae4682		1	0.3%
3d61703566614f4		1	0.3%
3f41cdc7f4484a90		1	0.3%
40927a9f8da44e0		1	0.3%
41d507da42f24fa		1	0.3%
44c8e8b546fa4e9		1	0.3%
4582b29c263744c		1	0.3%
45e2495043be477		1	0.3%
468987393fd4448		1	0.3%
46bc8364e56f4e2		1	0.3%
481f3d44d4074b5		1	0.3%
49123f99dd9b486		1	0.3%
4936d20fd0be487		1	0.3%
49d2684cbd464ee		1	0.3%
4af38353df164c5		1	0.3%
4b07af9a7bac483		1	0.3%
4b14fdfdc4154af5		1	0.3%
4dd40973252a4df		1	0.3%
4e6fd738620241a		1	0.3%
50a0e9476f3f494		1	0.3%
51986b54676d4e3		1	0.3%
527a88628b1c424		1	0.3%
5300060198c04c3		1	0.3%
53fa8063d7db498		1	0.3%
54d04063673a4a7		1	0.3%
559f5482d2fa4c7		1	0.3%
55b84b9565e6420		1	0.3%
56225232b30346		1	0.3%
57061e3264f8499		1	0.3%
58cf916082f84b1		1	0.3%
58d95fc30734424		1	0.3%
59accfcd4d542a2		1	0.3%
5a30e64718014fc		1	0.3%
5b2bb8ba8da5434		1	0.3%
5b3c6ba74736462		1	0.3%
5c104965b505425		1	0.3%

File : CSEC5E

interview__id: Unique 32-character long identifier of the interview

Value	Label	Cases	Percentage
5c166c1642f340b		1	0.3%
5ed8795ec990433		1	0.3%
5f625ed846014f1		1	0.3%
5f9671150b6c4d8		1	0.3%
5f9c80627104486		1	0.3%
5fd0f31f330a49a7		1	0.3%
608bfd2bd5f8412		1	0.3%
61dc08d3c51a46b		1	0.3%
61e4b68c15e0457		1	0.3%
62af21468f5b4edl		1	0.3%
62f01c4bc6cf48c7		1	0.3%
63ef3bf75fef4be6		1	0.3%
645e8f52e0284da		1	0.3%
652892d80eef4dc		1	0.3%
6576b15a95a0431		1	0.3%
6596c2921b4f49f		1	0.3%
65e342045671412		1	0.3%
663e019dae8f42e		1	0.3%
664e98a3af9c465		1	0.3%
67ac1b9b59384c0		1	0.3%
67d77e0fbf754e2		1	0.3%
68984e8f107b4fc1		1	0.3%
68b87f690c5e4d4		1	0.3%
69fdbce170a3499		1	0.3%
6aac54099d5446c		1	0.3%
6be18dc7379a4d8		1	0.3%
6cb2e1bf1182402		1	0.3%
6d561d7e1bb34b0		1	0.3%
6d6546ea45a24cc		1	0.3%
6e7a08685b68404		1	0.3%
6ec8cecb648e4b6		1	0.3%
6fb3d5bdc87496		1	0.3%
712dd05dfdf54bc		1	0.3%
73b6584e55df47e		1	0.3%
73edb914e5ec4a6		1	0.3%
74879a94288749c		1	0.3%
75df2b5c7d6b492		1	0.3%
76a347dba3c945d		1	0.3%
77b63a2a3a5846c		1	0.3%
78b1f1144ce740d		1	0.3%
7934cfadf18a4020		1	0.3%
7a92a755edec4d6		1	0.3%
7af284e10f40460		1	0.3%

File : CSEC5E

interview__id: Unique 32-character long identifier of the interview

Value	Label	Cases	Percentage
7b71511069ca41c		1	0.3%
7b91ac7196d446f		1	0.3%
7ceaac984dc4433		1	0.3%
7f25311583624b7		1	0.3%
80c5e48699bc48b		1	0.3%
81def38cfed24edc		1	0.3%
81f2300746cc4b0		1	0.3%
824efbe20846431		1	0.3%
825a4d9c10674fb		1	0.3%
82e2ee46332f4f5c		1	0.3%
865a0a2dd0d442a		1	0.3%
87d1a29404f2409		1	0.3%
8b2193d437e6485		1	0.3%
8c60b24c5d69455		1	0.3%
8da56015c708420		1	0.3%
8ed0e75643204d2		1	0.3%
8f69cfcd9bea4a2a		1	0.3%
909b86e277fe480		1	0.3%
91e89e7118c041f		1	0.3%
92722375ee7a482		1	0.3%
93268921598f4e9		1	0.3%
942d21651db145e		1	0.3%
94a28a335ad8409		1	0.3%
94ae3c15a2df4270		1	0.3%
94d6a92de2aa418		1	0.3%
94e8fb8cab7846d		1	0.3%
977cf8b59c214cd		1	0.3%
9836e079cdd949e		1	0.3%
987cf3a3f3f04a53		1	0.3%
989fa310b635456		1	0.3%
98c92ebc81274b4		1	0.3%
98ff8b8f6835485f		1	0.3%
991ea35afb8c4a5b		1	0.3%
9ae38f33171f4fb8		1	0.3%
9b29a92d6753467		1	0.3%
9c42c15316c0441		1	0.3%
9c877a6abcc44e2		1	0.3%
9ecbe56df9f249d5		1	0.3%
9ef24898f0e04e6f		1	0.3%
a03a17e845b8444		1	0.3%
a0525377534b48f		1	0.3%
a221543631f5448		1	0.3%
a29bda3a56964ba		1	0.3%

File : CSEC5E

interview__id: Unique 32-character long identifier of the interview

Value	Label	Cases	Percentage
a3908ba3b92f4fe1		1	0.3%
a4729f20438e493		1	0.3%
a5e08a9b2416439		1	0.3%
a93651e6ad8d4de		1	0.3%
a9b092b3952f4ec		1	0.3%
aeefbdde40724ba		1	0.3%
b00970f7c1fd483		1	0.3%
b0b5ef4a81ee422		1	0.3%
b0cd107e76604c5		1	0.3%
b105a36a56b84f6		1	0.3%
b136b27d911942		1	0.3%
b137ae14a69249f		1	0.3%
b2e36352f5d9409		1	0.3%
b330812745fa4e7		1	0.3%
b341d8d4669945		1	0.3%
b4251f797f5f478		1	0.3%
b562c88957c5417		1	0.3%
b59699570a7a45a		1	0.3%
b60db776f7044c0		1	0.3%
b6beade8c2fb4ba		1	0.3%
b6c120c8e36f4d4		1	0.3%
b71b6b7c544e41f		1	0.3%
b92db033a86e4ab		1	0.3%
bad2132fae8a424		1	0.3%
bb6db2bb7e894ee		1	0.3%
bb91dac00ca941a		1	0.3%
bbb3f63e02a24e3		1	0.3%
bbd5aebfc1a54cfe		1	0.3%
bcc6e03bb2a5433		1	0.3%
bcf4623a365e435		1	0.3%
bfade52afbbe499		1	0.3%
bfc868c5c591428		1	0.3%
c015bae305344f9		1	0.3%
c14a86da4ace406		1	0.3%
c1a22955cf934b9		1	0.3%
c208d41946924e2		1	0.3%
c2a083238ac94fc		1	0.3%
c3356144806643		1	0.3%
c40d2554992447		1	0.3%
c5a985e708a7459		1	0.3%
c7bcab112852484		1	0.3%
c997c4379310457		1	0.3%
c9f3e3b01148416		1	0.3%

File : CSEC5E

interview__id: Unique 32-character long identifier of the interview

Value	Label	Cases	Percentage
ca4736d2f7a74a89		1	0.3%
caa6f80f888744d0		1	0.3%
cbe3a418c67c437		1	0.3%
cc8047dc8a484aa		1	0.3%
cd1474d77fac421		1	0.3%
ce05dd69d60e43e		1	0.3%
ce31748c847d40a		1	0.3%
cedfce2c57e641d1		1	0.3%
d091d72bf34743f		1	0.3%
d4b645c8dabe4a1		1	0.3%
d4e9ef0dc2b74bf2		1	0.3%
d56d66a6c7584c2		1	0.3%
d63a27ac1a6d4af3		1	0.3%
d63ba4eb8a1c4a0		1	0.3%
d6aa486f005240b		1	0.3%
d7b1236aabb94f6		1	0.3%
d7df893335d04af		1	0.3%
d84f5f9e3a694d3c		1	0.3%
d8e480e0083545f		1	0.3%
d983e831143f41a		1	0.3%
da5e5ab5a00e480		1	0.3%
da7a73e6a465427		1	0.3%
db979bdcd2e148f		1	0.3%
dc1776a9a0e14f4		1	0.3%
dda5335ce205431		1	0.3%
df04ee2c0e3a4107		1	0.3%
dfbc222d6117426		1	0.3%
e106494d0ae84f2		1	0.3%
e23a30e088d1453		1	0.3%
e24222c61b9f456		1	0.3%
e282714b05cb42t		1	0.3%
e3166e34b04d473		1	0.3%
e4d52a1c0a1148d		1	0.3%
e4ddc650064a4c0		1	0.3%
e614b8ae67d44c8		1	0.3%
e61b5559a1b4404		1	0.3%
e6d0819875ec42e		1	0.3%
e77d4f6292d2475		1	0.3%
e86a2ea031ca4f9c		1	0.3%
e8b86f9566254e7		1	0.3%
e90883e23667495		1	0.3%
e9acfec9f50e43a8		1	0.3%
e9e027640d2a450		1	0.3%

File : CSEC5E

interview__id: Unique 32-character long identifier of the interview

Value	Label	Cases	Percentage
e9ee6e0d15b54db		1	<div></div> 0.3%
eb8f3695097d4ec		1	<div></div> 0.3%
ebb0b322a786451		1	<div></div> 0.3%
ed628650c92d451		1	<div></div> 0.3%
ee245be814ce483		1	<div></div> 0.3%
ef0a2c1050d9446		1	<div></div> 0.3%
f11ff6935d374a37		1	<div></div> 0.3%
f2753e0a1ee1407f		1	<div></div> 0.3%
f310f9362b1e429f		1	<div></div> 0.3%
f4f37a3e35c44dc4		1	<div></div> 0.3%
f7c8666f68b2434f		1	<div></div> 0.3%
fa6d43e574104db		1	<div></div> 0.3%
fad0449bb4f0427f		1	<div></div> 0.3%
fbdb75a9b0ab4f6f		1	<div></div> 0.3%
fc8c4458e87f4d7f		1	<div></div> 0.3%
fd96d6f934ab457f		1	<div></div> 0.3%
fe36e5eff69c4cb2		1	<div></div> 0.3%
ff38ebd77e0b421f		1	<div></div> 0.3%
ffc83c8361694f8c		1	<div></div> 0.3%

Warning: these figures indicate the number of cases found in the data file. They cannot be interpreted as summary statistics of the population of interest.

s5eq2: 2. What is the major mode of ensuring accountability in this sub-county?

Information	[Type= discrete] [Format=numeric] [Range= 1-96] [Missing=*]		
Statistics [NW/ W]	[Valid=169 /-] [Invalid=138 /-]		
Value	Label	Cases	Percentage
1	Internal auditors	81	<div></div> 47.9%
2	External auditors	59	<div></div> 34.9%
3	Technical Planning committee	14	<div></div> 8.3%
4	Chairperson rules	1	<div></div> 0.6%
5	Finance office rules	4	<div></div> 2.4%
96	Other	10	<div></div> 5.9%
Sysmiss		138	

Warning: these figures indicate the number of cases found in the data file. They cannot be interpreted as summary statistics of the population of interest.

s5eq3: 3. Have there been any cases of misuse of funds in last financial year?

Information	[Type= discrete] [Format=numeric] [Range= 1-2] [Missing=*]		
Statistics [NW/ W]	[Valid=169 /-] [Invalid=138 /-]		
Value	Label	Cases	Percentage
1	Yes	6	<div></div> 3.6%
2	No	163	<div></div> 96.4%
Sysmiss		138	

Warning: these figures indicate the number of cases found in the data file. They cannot be interpreted as summary statistics of the population of interest.

s5eq4: 4. IF YES, how much money was involved in the most recent case? Ushs.

Information	[Type= continuous] [Format=numeric] [Range= 500000-70000000] [Missing=*]
-------------	--

File : CSEC5E

s5eq4: 4. IF YES, how much money was involved in the most recent case? Ushs.

Statistics [NW/ W] [Valid=6 /-] [Invalid=301 /-] [Mean=17000833.333 /-] [StdDev=26204637.074 /-]

s5eq5: 5. Who was implicated?

Information [Type= discrete] [Format=numeric] [Range= 1-96] [Missing=*]

Statistics [NW/ W] [Valid=6 /-] [Invalid=301 /-]

Value	Label	Cases	Percentage
1	Committee member	0	
2	Head of dept	3	50.0%
3	Accounting officer	0	
96	Other	3	50.0%
Sysmiss		301	

Warning: these figures indicate the number of cases found in the data file. They cannot be interpreted as summary statistics of the population of interest.

s5eq6: 6. What action was taken on culprits?

Information [Type= discrete] [Format=numeric] [Range= 1-4] [Missing=*]

Statistics [NW/ W] [Valid=6 /-] [Invalid=301 /-]

Value	Label	Cases	Percentage
1	Interdicted/Suspended	2	33.3%
2	Dismissed	0	
3	Reprimanded / recovered	1	16.7%
4	None	3	50.0%
Sysmiss		301	

Warning: these figures indicate the number of cases found in the data file. They cannot be interpreted as summary statistics of the population of interest.

File : CSEC6A

Final_EA_code: Enumeration Area Unique identifier

Information [Type= discrete] [Format=character] [Missing=*]

Statistics [NW/ W] [Valid=307 /-] [Invalid=0 /-]

Value	Label	Cases	Percentage
101204020501		1	0.3%
102101040201		1	0.3%
102101080210		1	0.3%
102102020513		1	0.3%
102102050406		1	0.3%
102102060108		1	0.3%
102102080506		1	0.3%
102103010916		1	0.3%
102103041252		1	0.3%
102103050203		1	0.3%
102103050439		1	0.3%
102103060631		1	0.3%
102103080303		1	0.3%
102103120844		1	0.3%
102104010236		1	0.3%
102104020103		1	0.3%
102104020313		1	0.3%
102104081332		1	0.3%
102104163014		1	0.3%
102104190357		1	0.3%
102105010613		1	0.3%
102105030701		1	0.3%
102105040650		1	0.3%
102105100433		1	0.3%
102105130528		1	0.3%
102105150507		1	0.3%
103105050501		1	0.3%
103107020109		1	0.3%
104102040606		1	0.3%
104104030820		1	0.3%
104105040311		1	0.3%
104208040401		1	0.3%
105105020108		1	0.3%
106101010605		1	0.3%
106101090206		1	0.3%
106106060103		1	0.3%
107202060102		1	0.3%
107302030503		1	0.3%
107305070203		1	0.3%
107402030203		1	0.3%
107403060301		1	0.3%

File : CSEC6A

Final_EA_code: Enumeration Area Unique identifier

Value	Label	Cases	Percentage
108106030909		1	0.3%
108301010115		1	0.3%
108301050512		1	0.3%
110203060109		1	0.3%
110204010703		1	0.3%
110206030911		1	0.3%
110207040309		1	0.3%
110305010603		1	0.3%
110306010205		1	0.3%
111102010811		1	0.3%
111202040320		1	0.3%
111202061528		1	0.3%
112102030202		1	0.3%
112104021001		1	0.3%
112204030107		1	0.3%
113105040201		1	0.3%
113105050532		1	0.3%
113111020505		1	0.3%
113113020418		1	0.3%
113113060242		1	0.3%
113301010130		1	0.3%
113301050411		1	0.3%
113406060107		1	0.3%
113604010110		1	0.3%
115103020402		1	0.3%
115104030401		1	0.3%
115202070303		1	0.3%
115206030602		1	0.3%
115303040507		1	0.3%
115303050716		1	0.3%
116102050101		1	0.3%
117106050206		1	0.3%
117201050401		1	0.3%
117202080201		1	0.3%
117301041130		1	0.3%
117301041137		1	0.3%
117302030901		1	0.3%
117302060527		1	0.3%
118101041020		1	0.3%
119104030404		1	0.3%
120106010101		1	0.3%
122102060404		1	0.3%
122105020311		1	0.3%

File : CSEC6A

Final_EA_code: Enumeration Area Unique identifier

Value	Label	Cases	Percentage
122106021812		1	0.3%
123110030105		1	0.3%
124101050211		1	0.3%
124101050312		1	0.3%
124103021620		1	0.3%
124104040103		1	0.3%
124107010620		1	0.3%
124108021108		1	0.3%
125105010702		1	0.3%
201203010310		1	0.3%
201206020507		1	0.3%
201210090210		1	0.3%
202205030602		1	0.3%
203202030310		1	0.3%
203202040303		1	0.3%
203301010111		1	0.3%
204101030213		1	0.3%
204102040514		1	0.3%
204203010514		1	0.3%
204301010302		1	0.3%
204301020206		1	0.3%
204301030308		1	0.3%
204302051318		1	0.3%
205101020309		1	0.3%
205101030109		1	0.3%
205107030213		1	0.3%
207104010604		1	0.3%
208102140202		1	0.3%
208107130101		1	0.3%
208202080102		1	0.3%
209201010506		1	0.3%
210306040101		1	0.3%
210306040102		1	0.3%
211105030205		1	0.3%
211106070404		1	0.3%
211107030208		1	0.3%
212104030611		1	0.3%
212105040709		1	0.3%
212202010105		1	0.3%
212305020404		1	0.3%
214101040303		1	0.3%
214101060404		1	0.3%
214102020611		1	0.3%

File : CSEC6A

Final_EA_code: Enumeration Area Unique identifier

Value	Label	Cases	Percentage
214108010504		1	0.3%
214113010305		1	0.3%
214114030515		1	0.3%
215109020818		1	0.3%
215115020203		1	0.3%
215120020808		1	0.3%
216202030604		1	0.3%
218103021305		1	0.3%
218115040101		1	0.3%
219103120104		1	0.3%
219103170202		1	0.3%
221109020302		1	0.3%
221109050505		1	0.3%
222111021102		1	0.3%
223108100606		1	0.3%
223120020410		1	0.3%
223121010401		1	0.3%
223121030202		1	0.3%
223126011515		1	0.3%
223128010204		1	0.3%
223135040509		1	0.3%
224105051111		1	0.3%
225103041522		1	0.3%
225114032604		1	0.3%
226101010214		1	0.3%
226102050810		1	0.3%
226104040305		1	0.3%
226105051005		1	0.3%
228102030405		1	0.3%
229104021009		1	0.3%
230105010304		1	0.3%
230105040506		1	0.3%
230109050511		1	0.3%
232101040606		1	0.3%
232203040502		1	0.3%
302101021503		1	0.3%
302201050803		1	0.3%
302204050508		1	0.3%
302205050202		1	0.3%
302303070505		1	0.3%
303201020510		1	0.3%
303202060606		1	0.3%
303204050605		1	0.3%

File : CSEC6A

Final_EA_code: Enumeration Area Unique identifier

Value	Label	Cases	Percentage
303402040806		1	0.3%
303404010207		1	0.3%
303404030404		1	0.3%
303405070316		1	0.3%
303405071314		1	0.3%
303503041111		1	0.3%
303504020504		1	0.3%
304102010107		1	0.3%
304204020110		1	0.3%
304301040405		1	0.3%
306201010103		1	0.3%
306203010305		1	0.3%
306204010301		1	0.3%
306204020605		1	0.3%
307108020605		1	0.3%
307108030304		1	0.3%
307108030708		1	0.3%
307108030908		1	0.3%
307202030201		1	0.3%
308102060619		1	0.3%
309103050101		1	0.3%
309104050403		1	0.3%
309204060609		1	0.3%
310102021618		1	0.3%
310202030204		1	0.3%
310306030909		1	0.3%
310306040802		1	0.3%
310306041001		1	0.3%
311102010107		1	0.3%
311103020202		1	0.3%
311105051111		1	0.3%
311202010102		1	0.3%
312105020216		1	0.3%
313102050501		1	0.3%
313104010108		1	0.3%
314101030304		1	0.3%
314103040301		1	0.3%
314105010202		1	0.3%
315105030209		1	0.3%
317101010205		1	0.3%
317103020201		1	0.3%
317107051210		1	0.3%
318102020202		1	0.3%

File : CSEC6A

Final_EA_code: Enumeration Area Unique identifier

Value	Label	Cases	Percentage
318103020406		1	0.3%
318112010303		1	0.3%
318114020701		1	0.3%
318116050101		1	0.3%
319105080306		1	0.3%
319107020203		1	0.3%
319203030409		1	0.3%
320102020601		1	0.3%
320102040601		1	0.3%
320108080103		1	0.3%
321103040514		1	0.3%
321105050214		1	0.3%
321106010504		1	0.3%
321107061709		1	0.3%
322108020610		1	0.3%
322111041206		1	0.3%
323104030201		1	0.3%
323106040915		1	0.3%
323108030411		1	0.3%
324101011403		1	0.3%
324104010503		1	0.3%
325101020514		1	0.3%
325103060113		1	0.3%
325103060210		1	0.3%
325107010301		1	0.3%
327103030510		1	0.3%
327106020513		1	0.3%
329106020616		1	0.3%
330107010101		1	0.3%
330110010403		1	0.3%
402208050714		1	0.3%
402210030714		1	0.3%
403101020501		1	0.3%
403105050205		1	0.3%
403201020515		1	0.3%
403301030215		1	0.3%
404102030405		1	0.3%
404207040904		1	0.3%
404403030304		1	0.3%
405104020509		1	0.3%
405203030403		1	0.3%
405211011114		1	0.3%
405301040904		1	0.3%

File : CSEC6A

Final_EA_code: Enumeration Area Unique identifier

Value	Label	Cases	Percentage
405302030405		1	0.3%
406108040102		1	0.3%
406201020310		1	0.3%
406210060603		1	0.3%
406212010207		1	0.3%
406303070608		1	0.3%
407106021906		1	0.3%
408102011215		1	0.3%
408112020621		1	0.3%
408113040517		1	0.3%
409101040104		1	0.3%
409203050902		1	0.3%
409301030405		1	0.3%
410101040507		1	0.3%
410201010654		1	0.3%
410201010733		1	0.3%
410303060103		1	0.3%
411203020101		1	0.3%
411302020404		1	0.3%
411402020404		1	0.3%
411403030809		1	0.3%
412103070506		1	0.3%
412201070408		1	0.3%
412203040507		1	0.3%
414116010603		1	0.3%
415105020404		1	0.3%
415106081213		1	0.3%
415110040403		1	0.3%
415114070301		1	0.3%
415115040706		1	0.3%
417102010602		1	0.3%
417103010710		1	0.3%
417107030404		1	0.3%
417109040205		1	0.3%
417201010905		1	0.3%
417202010210		1	0.3%
418104030103		1	0.3%
418201020305		1	0.3%
418202010203		1	0.3%
418209070214		1	0.3%
419204020202		1	0.3%
420107040304		1	0.3%
420108030901		1	0.3%

File : CSEC6A

Final_EA_code: Enumeration Area Unique identifier

Value	Label	Cases	Percentage
422102010506		1	0.3%
422107010808		1	0.3%
423110010602		1	0.3%
424105020201		1	0.3%
426202040101		1	0.3%
427202040214		1	0.3%
428111030515		1	0.3%
432205040203		1	0.3%

Warning: these figures indicate the number of cases found in the data file. They cannot be interpreted as summary statistics of the population of interest.

interview__id: Unique 32-character long identifier of the interview

Information	[Type= discrete] [Format=character] [Missing=*]
Statistics [NW/ W]	[Valid=307 /-] [Invalid=0 /-]

Value	Label	Cases	Percentage
05a0fe0e9f714c0t		1	0.3%
05f078de3c20400		1	0.3%
07ae8f7297234ae		1	0.3%
0878b9ca320646c		1	0.3%
098b64d5f62d444		1	0.3%
09bfa283100c462		1	0.3%
0aee3535b7234e0		1	0.3%
0b08b47250b441c		1	0.3%
0c7be6801de643e		1	0.3%
0d07cf9a197b4ea		1	0.3%
0d35d167e05a48c		1	0.3%
0e0a6e4e61be4e8		1	0.3%
0f26d7f7b06f4b9		1	0.3%
103ae2d40d654ba		1	0.3%
104d7f9eb5cc429		1	0.3%
1058921f8e3e471		1	0.3%
10e47f214cb7482		1	0.3%
1124288a21f7429		1	0.3%
11324295e37b4bc		1	0.3%
120745e30ae2426		1	0.3%
14b0a6db23fb42a		1	0.3%
14c013df40e448d		1	0.3%
1559b44962074f1		1	0.3%
15d825f70832453		1	0.3%
15daaf897d21429		1	0.3%
165176d72b6e412		1	0.3%
179be7cbf9884e0		1	0.3%
17ad285d62d7495		1	0.3%
18cad48cbad4438		1	0.3%
19e17412e1bb43c		1	0.3%

File : CSEC6A

interview__id: Unique 32-character long identifier of the interview

Value	Label	Cases	Percentage
1a7113db20214df		1	0.3%
1abf78b9247749b		1	0.3%
1b8cc2c21714481		1	0.3%
1d1c39bd455d40e		1	0.3%
1eb5ffb1eeb14468		1	0.3%
1f82d12a97c5472		1	0.3%
1f9751e8115d473		1	0.3%
20b3dc70a2ef47ff		1	0.3%
22079ff2853f489c		1	0.3%
22305ac5a3e1460		1	0.3%
2298e1b9396042c		1	0.3%
23f6bb268b504e5		1	0.3%
24dff56428de471e		1	0.3%
2687e3cb2fe0474		1	0.3%
26be7462ce5e43d		1	0.3%
26eef9075b7349a		1	0.3%
26f0c6653b8b4c1		1	0.3%
293ecee7a80a482		1	0.3%
29cc9b2639524c4		1	0.3%
2b8544e9cb7347f		1	0.3%
2bc65237da7d4f7		1	0.3%
2bea2c4985dd4f4		1	0.3%
2c2b89bb4ed2475		1	0.3%
2c4950efbc4f485c		1	0.3%
2c5000cc7fa54dbb		1	0.3%
2c7dff734efc4ccb		1	0.3%
2c8f787219df44a8		1	0.3%
2d21136097a4458		1	0.3%
2f0258e282264dd		1	0.3%
2f3dadda9c4d49b		1	0.3%
303f41c72565478		1	0.3%
30b9d5e1f9fe43dc		1	0.3%
30fa92d582c34ff8		1	0.3%
312a435313e240e		1	0.3%
31a3f66b5452449		1	0.3%
32bb43e6ccef4255		1	0.3%
333db34cb097445		1	0.3%
34533291de9b4e3		1	0.3%
349edf6fc6cb49dc		1	0.3%
34efbcd896549f7		1	0.3%
362ff1525f0b427c		1	0.3%
369a2e686b0641f		1	0.3%
37c7d386630e44f		1	0.3%

File : CSEC6A

interview__id: Unique 32-character long identifier of the interview

Value	Label	Cases	Percentage
391f45ad2d3548e		1	0.3%
39627200a32c462		1	0.3%
39e38a8716404f4		1	0.3%
3a542ba2ee9a46d		1	0.3%
3ac09195350c451		1	0.3%
3b3c7af2481243f		1	0.3%
3ce08aeb981a41a		1	0.3%
3cf0a1fa46ae4682		1	0.3%
3d61703566614f4		1	0.3%
3f41cdc7f4484a90		1	0.3%
40927a9f8da44e0		1	0.3%
41d507da42f24fa		1	0.3%
44c8e8b546fa4e9		1	0.3%
4582b29c263744c		1	0.3%
45e2495043be477		1	0.3%
468987393fd4448		1	0.3%
46bc8364e56f4e2		1	0.3%
481f3d44d4074b5		1	0.3%
49123f99dd9b486		1	0.3%
4936d20fd0be487		1	0.3%
49d2684cbd464ee		1	0.3%
4af38353df164c5		1	0.3%
4b07af9a7bac483		1	0.3%
4b14fdfdc4154af5		1	0.3%
4dd40973252a4df		1	0.3%
4e6fd738620241a		1	0.3%
50a0e9476f3f494		1	0.3%
51986b54676d4e3		1	0.3%
527a88628b1c424		1	0.3%
5300060198c04c3		1	0.3%
53fa8063d7db498		1	0.3%
54d04063673a4a7		1	0.3%
559f5482d2fa4c7		1	0.3%
55b84b9565e6420		1	0.3%
56225232b30346		1	0.3%
57061e3264f8499		1	0.3%
58cf916082f84b1		1	0.3%
58d95fc30734424		1	0.3%
59accfcd4d542a2		1	0.3%
5a30e64718014fc		1	0.3%
5b2bb8ba8da5434		1	0.3%
5b3c6ba74736462		1	0.3%
5c104965b505425		1	0.3%

File : CSEC6A

interview__id: Unique 32-character long identifier of the interview

Value	Label	Cases	Percentage
5c166c1642f340b		1	0.3%
5ed8795ec990433		1	0.3%
5f625ed846014f1		1	0.3%
5f9671150b6c4d8		1	0.3%
5f9c80627104486		1	0.3%
5fd0f31f330a49a7		1	0.3%
608bfd2bd5f8412		1	0.3%
61dc08d3c51a46b		1	0.3%
61e4b68c15e0457		1	0.3%
62af21468f5b4edl		1	0.3%
62f01c4bc6cf48c7		1	0.3%
63ef3bf75fef4be6		1	0.3%
645e8f52e0284da		1	0.3%
652892d80eef4dc		1	0.3%
6576b15a95a0431		1	0.3%
6596c2921b4f49f		1	0.3%
65e342045671412		1	0.3%
663e019dae8f42e		1	0.3%
664e98a3af9c465		1	0.3%
67ac1b9b59384c0		1	0.3%
67d77e0fbf754e2		1	0.3%
68984e8f107b4fc1		1	0.3%
68b87f690c5e4d4		1	0.3%
69fdbce170a3499		1	0.3%
6aac54099d5446c		1	0.3%
6be18dc7379a4d8		1	0.3%
6cb2e1bf1182402		1	0.3%
6d561d7e1bb34b0		1	0.3%
6d6546ea45a24cc		1	0.3%
6e7a08685b68404		1	0.3%
6ec8cecb648e4b6		1	0.3%
6fb3d5bdc87496		1	0.3%
712dd05dfdf54bc		1	0.3%
73b6584e55df47e		1	0.3%
73edb914e5ec4a6		1	0.3%
74879a94288749c		1	0.3%
75df2b5c7d6b492		1	0.3%
76a347dba3c945d		1	0.3%
77b63a2a3a5846c		1	0.3%
78b1f1144ce740d		1	0.3%
7934cfadf18a4020		1	0.3%
7a92a755edec4d6		1	0.3%
7af284e10f40460		1	0.3%

File : CSEC6A

interview__id: Unique 32-character long identifier of the interview

Value	Label	Cases	Percentage
7b71511069ca41c		1	0.3%
7b91ac7196d446f		1	0.3%
7ceaac984dc4433		1	0.3%
7f25311583624b7		1	0.3%
80c5e48699bc48b		1	0.3%
81def38cfed24edc		1	0.3%
81f2300746cc4b0		1	0.3%
824efbe20846431		1	0.3%
825a4d9c10674fb		1	0.3%
82e2ee46332f4f5c		1	0.3%
865a0a2dd0d442a		1	0.3%
87d1a29404f2409		1	0.3%
8b2193d437e6485		1	0.3%
8c60b24c5d69455		1	0.3%
8da56015c708420		1	0.3%
8ed0e75643204d2		1	0.3%
8f69cfcd9bea4a2a		1	0.3%
909b86e277fe480		1	0.3%
91e89e7118c041f		1	0.3%
92722375ee7a482		1	0.3%
93268921598f4e9		1	0.3%
942d21651db145e		1	0.3%
94a28a335ad8409		1	0.3%
94ae3c15a2df4270		1	0.3%
94d6a92de2aa418		1	0.3%
94e8fb8cab7846d		1	0.3%
977cf8b59c214cd		1	0.3%
9836e079cdd949e		1	0.3%
987cf3a3f3f04a53		1	0.3%
989fa310b635456		1	0.3%
98c92ebc81274b4		1	0.3%
98ff8b8f6835485f		1	0.3%
991ea35afb8c4a5b		1	0.3%
9ae38f33171f4fb8		1	0.3%
9b29a92d6753467		1	0.3%
9c42c15316c0441		1	0.3%
9c877a6abcc44e2		1	0.3%
9ecbe56df9f249d5		1	0.3%
9ef24898f0e04e6f		1	0.3%
a03a17e845b8444		1	0.3%
a0525377534b48f		1	0.3%
a221543631f5448		1	0.3%
a29bda3a56964ba		1	0.3%

File : CSEC6A

interview__id: Unique 32-character long identifier of the interview

Value	Label	Cases	Percentage
a3908ba3b92f4fe1		1	0.3%
a4729f20438e493		1	0.3%
a5e08a9b2416439		1	0.3%
a93651e6ad8d4de		1	0.3%
a9b092b3952f4ec		1	0.3%
aeefbdde40724ba		1	0.3%
b00970f7c1fd483		1	0.3%
b0b5ef4a81ee422		1	0.3%
b0cd107e76604c5		1	0.3%
b105a36a56b84f6		1	0.3%
b136b27d911942		1	0.3%
b137ae14a69249f		1	0.3%
b2e36352f5d9409		1	0.3%
b330812745fa4e7		1	0.3%
b341d8d4669945		1	0.3%
b4251f797f5f478		1	0.3%
b562c88957c5417		1	0.3%
b59699570a7a45a		1	0.3%
b60db776f7044c0		1	0.3%
b6beade8c2fb4ba		1	0.3%
b6c120c8e36f4d4		1	0.3%
b71b6b7c544e41f		1	0.3%
b92db033a86e4ab		1	0.3%
bad2132fae8a424		1	0.3%
bb6db2bb7e894ee		1	0.3%
bb91dac00ca941a		1	0.3%
bbb3f63e02a24e3		1	0.3%
bbd5aebfc1a54cfe		1	0.3%
bcc6e03bb2a5433		1	0.3%
bcf4623a365e435		1	0.3%
bfade52afbbe499		1	0.3%
bfc868c5c591428		1	0.3%
c015bae305344f9		1	0.3%
c14a86da4ace406		1	0.3%
c1a22955cf934b9		1	0.3%
c208d41946924e2		1	0.3%
c2a083238ac94fc		1	0.3%
c3356144806643		1	0.3%
c40d2554992447		1	0.3%
c5a985e708a7459		1	0.3%
c7bcab112852484		1	0.3%
c997c4379310457		1	0.3%
c9f3e3b01148416		1	0.3%

File : CSEC6A

interview__id: Unique 32-character long identifier of the interview

Value	Label	Cases	Percentage
ca4736d2f7a74a89		1	0.3%
caa6f80f888744d0		1	0.3%
cbe3a418c67c437		1	0.3%
cc8047dc8a484aa		1	0.3%
cd1474d77fac421		1	0.3%
ce05dd69d60e43e		1	0.3%
ce31748c847d40a		1	0.3%
cedfce2c57e641d1		1	0.3%
d091d72bf34743f		1	0.3%
d4b645c8dabe4a1		1	0.3%
d4e9ef0dc2b74bf2		1	0.3%
d56d66a6c7584c2		1	0.3%
d63a27ac1a6d4af3		1	0.3%
d63ba4eb8a1c4a0		1	0.3%
d6aa486f005240b		1	0.3%
d7b1236aabb94f6		1	0.3%
d7df893335d04af		1	0.3%
d84f5f9e3a694d3c		1	0.3%
d8e480e0083545f		1	0.3%
d983e831143f41a		1	0.3%
da5e5ab5a00e480		1	0.3%
da7a73e6a465427		1	0.3%
db979bdcd2e148f		1	0.3%
dc1776a9a0e14f4		1	0.3%
dda5335ce205431		1	0.3%
df04ee2c0e3a4107		1	0.3%
dfbc222d6117426		1	0.3%
e106494d0ae84f2		1	0.3%
e23a30e088d1453		1	0.3%
e24222c61b9f456		1	0.3%
e282714b05cb42t		1	0.3%
e3166e34b04d473		1	0.3%
e4d52a1c0a1148d		1	0.3%
e4ddc650064a4c0		1	0.3%
e614b8ae67d44c8		1	0.3%
e61b5559a1b4404		1	0.3%
e6d0819875ec42e		1	0.3%
e77d4f6292d2475		1	0.3%
e86a2ea031ca4f9c		1	0.3%
e8b86f9566254e7		1	0.3%
e90883e23667495		1	0.3%
e9acfec9f50e43a8		1	0.3%
e9e027640d2a450		1	0.3%

File : CSEC6A

interview__id: Unique 32-character long identifier of the interview

Value	Label	Cases	Percentage
e9ee6e0d15b54db		1	0.3%
eb8f3695097d4ec		1	0.3%
ebb0b322a786451		1	0.3%
ed628650c92d451		1	0.3%
ee245be814ce483		1	0.3%
ef0a2c1050d9446		1	0.3%
f11ff6935d374a37		1	0.3%
f2753e0a1ee1407a		1	0.3%
f310f9362b1e429f		1	0.3%
f4f37a3e35c44dc4		1	0.3%
f7c8666f68b2434a		1	0.3%
fa6d43e574104db		1	0.3%
fad0449bb4f0427b		1	0.3%
fbdb75a9b0ab4f6c		1	0.3%
fc8c4458e87f4d78		1	0.3%
fd96d6f934ab457f		1	0.3%
fe36e5eff69c4cb2		1	0.3%
ff38ebd77e0b4211		1	0.3%
ffc83c8361694f8c		1	0.3%

Warning: these figures indicate the number of cases found in the data file. They cannot be interpreted as summary statistics of the population of interest.

s6q01: 1. How many households reside in this community?

Information	[Type= continuous] [Format=numeric] [Range= 13-8000] [Missing=*]
Statistics [NW/ W]	[Valid=285 -/] [Invalid=22 -/] [Mean=395.498 -/] [StdDev=746.629 -/]

s6q02_1: 2_1. How much of the land in the community is used for cultivation by villagers?

Information	[Type= continuous] [Format=numeric] [Range= 0-90] [Missing=*]
Statistics [NW/ W]	[Valid=284 -/] [Invalid=23 -/] [Mean=44.954 -/] [StdDev=26.958 -/]

s6q02_2: 2_2. How much of the land in the community is used for agro-business/plantation

Information	[Type= continuous] [Format=numeric] [Range= 0-70] [Missing=*]
Statistics [NW/ W]	[Valid=284 -/] [Invalid=23 -/] [Mean=1.046 -/] [StdDev=6.082 -/]

s6q02_3: 2_3. How much of the land in the community is used for forest? (SHARE)

Information	[Type= continuous] [Format=numeric] [Range= 0-30] [Missing=*]
Statistics [NW/ W]	[Valid=284 -/] [Invalid=23 -/] [Mean=1.785 -/] [StdDev=5.029 -/]

s6q02_4: 2_4. How much of the land in the community is used for pasture (common access)?

Information	[Type= continuous] [Format=numeric] [Range= 0-60] [Missing=*]
Statistics [NW/ W]	[Valid=284 -/] [Invalid=23 -/] [Mean=3.542 -/] [StdDev=9.985 -/]

s6q02_5: 2_5. How much of the land in the community is used for wetland? (SHARE)

Information	[Type= continuous] [Format=numeric] [Range= 0-40] [Missing=*]
Statistics [NW/ W]	[Valid=284 -/] [Invalid=23 -/] [Mean=2.739 -/] [StdDev=5.343 -/]

s6q02_6: 2_6. How much of the land in the community is used for residential? (SHARE)

Information	[Type= continuous] [Format=numeric] [Range= 0-100] [Missing=*]
-------------	--

File : CSEC6A**# s6q02_6: 2_6. How much of the land in the community is used for residential? (SHARE)**

Statistics [NW/ W]	[Valid=284 /-] [Invalid=23 /-] [Mean=40.039 /-] [StdDev=25.624 /-]
---------------------------	--

s6q02_7: 2_7. How much of the land in the community is used for other purpose? (SHARE)

Information	[Type= continuous] [Format=numeric] [Range= 0-80] [Missing=*]
--------------------	---

Statistics [NW/ W]	[Valid=284 /-] [Invalid=23 /-] [Mean=5.894 /-] [StdDev=11.033 /-]
---------------------------	---

File : CSEC6B

Final_EA_code: Enumeration Area Unique identifier

Information [Type= discrete] [Format=character] [Missing=*]

Statistics [NW/ W] [Valid=3991 /-] [Invalid=0 /-]

Value	Label	Cases	Percentage	
101204020501		13		0.3%
102101040201		13		0.3%
102101080210		13		0.3%
102102020513		13		0.3%
102102050406		13		0.3%
102102060108		13		0.3%
102102080506		13		0.3%
102103010916		13		0.3%
102103041252		13		0.3%
102103050203		13		0.3%
102103050439		13		0.3%
102103060631		13		0.3%
102103080303		13		0.3%
102103120844		13		0.3%
102104010236		13		0.3%
102104020103		13		0.3%
102104020313		13		0.3%
102104081332		13		0.3%
102104163014		13		0.3%
102104190357		13		0.3%
102105010613		13		0.3%
102105030701		13		0.3%
102105040650		13		0.3%
102105100433		13		0.3%
102105130528		13		0.3%
102105150507		13		0.3%
103105050501		13		0.3%
103107020109		13		0.3%
104102040606		13		0.3%
104104030820		13		0.3%
104105040311		13		0.3%
104208040401		13		0.3%
105105020108		13		0.3%
106101010605		13		0.3%
106101090206		13		0.3%
106106060103		13		0.3%
107202060102		13		0.3%
107302030503		13		0.3%
107305070203		13		0.3%
107402030203		13		0.3%
107403060301		13		0.3%

File : CSEC6B

Final_EA_code: Enumeration Area Unique identifier

Value	Label	Cases	Percentage
108106030909		13	0.3%
108301010115		13	0.3%
108301050512		13	0.3%
110203060109		13	0.3%
110204010703		13	0.3%
110206030911		13	0.3%
110207040309		13	0.3%
110305010603		13	0.3%
110306010205		13	0.3%
111102010811		13	0.3%
111202040320		13	0.3%
111202061528		13	0.3%
112102030202		13	0.3%
112104021001		13	0.3%
112204030107		13	0.3%
113105040201		13	0.3%
113105050532		13	0.3%
113111020505		13	0.3%
113113020418		13	0.3%
113113060242		13	0.3%
113301010130		13	0.3%
113301050411		13	0.3%
113406060107		13	0.3%
113604010110		13	0.3%
115103020402		13	0.3%
115104030401		13	0.3%
115202070303		13	0.3%
115206030602		13	0.3%
115303040507		13	0.3%
115303050716		13	0.3%
116102050101		13	0.3%
117106050206		13	0.3%
117201050401		13	0.3%
117202080201		13	0.3%
117301041130		13	0.3%
117301041137		13	0.3%
117302030901		13	0.3%
117302060527		13	0.3%
118101041020		13	0.3%
119104030404		13	0.3%
120106010101		13	0.3%
122102060404		13	0.3%
122105020311		13	0.3%

File : CSEC6B

Final_EA_code: Enumeration Area Unique identifier

Value	Label	Cases	Percentage
122106021812		13	0.3%
123110030105		13	0.3%
124101050211		13	0.3%
124101050312		13	0.3%
124103021620		13	0.3%
124104040103		13	0.3%
124107010620		13	0.3%
124108021108		13	0.3%
125105010702		13	0.3%
201203010310		13	0.3%
201206020507		13	0.3%
201210090210		13	0.3%
202205030602		13	0.3%
203202030310		13	0.3%
203202040303		13	0.3%
203301010111		13	0.3%
204101030213		13	0.3%
204102040514		13	0.3%
204203010514		13	0.3%
204301010302		13	0.3%
204301020206		13	0.3%
204301030308		13	0.3%
204302051318		13	0.3%
205101020309		13	0.3%
205101030109		13	0.3%
205107030213		13	0.3%
207104010604		13	0.3%
208102140202		13	0.3%
208107130101		13	0.3%
208202080102		13	0.3%
209201010506		13	0.3%
210306040101		13	0.3%
210306040102		13	0.3%
211105030205		13	0.3%
211106070404		13	0.3%
211107030208		13	0.3%
212104030611		13	0.3%
212105040709		13	0.3%
212202010105		13	0.3%
212305020404		13	0.3%
214101040303		13	0.3%
214101060404		13	0.3%
214102020611		13	0.3%

File : CSEC6B

Final_EA_code: Enumeration Area Unique identifier

Value	Label	Cases	Percentage	
214108010504		13		0.3%
214113010305		13		0.3%
214114030515		13		0.3%
215109020818		13		0.3%
215115020203		13		0.3%
215120020808		13		0.3%
216202030604		13		0.3%
218103021305		13		0.3%
218115040101		13		0.3%
219103120104		13		0.3%
219103170202		13		0.3%
221109020302		13		0.3%
221109050505		13		0.3%
222111021102		13		0.3%
223108100606		13		0.3%
223120020410		13		0.3%
223121010401		13		0.3%
223121030202		13		0.3%
223126011515		13		0.3%
223128010204		13		0.3%
223135040509		13		0.3%
224105051111		13		0.3%
225103041522		13		0.3%
225114032604		13		0.3%
226101010214		13		0.3%
226102050810		13		0.3%
226104040305		13		0.3%
226105051005		13		0.3%
228102030405		13		0.3%
229104021009		13		0.3%
230105010304		13		0.3%
230105040506		13		0.3%
230109050511		13		0.3%
232101040606		13		0.3%
232203040502		13		0.3%
302101021503		13		0.3%
302201050803		13		0.3%
302204050508		13		0.3%
302205050202		13		0.3%
302303070505		13		0.3%
303201020510		13		0.3%
303202060606		13		0.3%
303204050605		13		0.3%

File : CSEC6B

Final_EA_code: Enumeration Area Unique identifier

Value	Label	Cases	Percentage
303402040806		13	0.3%
303404010207		13	0.3%
303404030404		13	0.3%
303405070316		13	0.3%
303405071314		13	0.3%
303503041111		13	0.3%
303504020504		13	0.3%
304102010107		13	0.3%
304204020110		13	0.3%
304301040405		13	0.3%
306201010103		13	0.3%
306203010305		13	0.3%
306204010301		13	0.3%
306204020605		13	0.3%
307108020605		13	0.3%
307108030304		13	0.3%
307108030708		13	0.3%
307108030908		13	0.3%
307202030201		13	0.3%
308102060619		13	0.3%
309103050101		13	0.3%
309104050403		13	0.3%
309204060609		13	0.3%
310102021618		13	0.3%
310202030204		13	0.3%
310306030909		13	0.3%
310306040802		13	0.3%
310306041001		13	0.3%
311102010107		13	0.3%
311103020202		13	0.3%
311105051111		13	0.3%
311202010102		13	0.3%
312105020216		13	0.3%
313102050501		13	0.3%
313104010108		13	0.3%
314101030304		13	0.3%
314103040301		13	0.3%
314105010202		13	0.3%
315105030209		13	0.3%
317101010205		13	0.3%
317103020201		13	0.3%
317107051210		13	0.3%
318102020202		13	0.3%

File : CSEC6B

Final_EA_code: Enumeration Area Unique identifier

Value	Label	Cases	Percentage
318103020406		13	0.3%
318112010303		13	0.3%
318114020701		13	0.3%
318116050101		13	0.3%
319105080306		13	0.3%
319107020203		13	0.3%
319203030409		13	0.3%
320102020601		13	0.3%
320102040601		13	0.3%
320108080103		13	0.3%
321103040514		13	0.3%
321105050214		13	0.3%
321106010504		13	0.3%
321107061709		13	0.3%
322108020610		13	0.3%
322111041206		13	0.3%
323104030201		13	0.3%
323106040915		13	0.3%
323108030411		13	0.3%
324101011403		13	0.3%
324104010503		13	0.3%
325101020514		13	0.3%
325103060113		13	0.3%
325103060210		13	0.3%
325107010301		13	0.3%
327103030510		13	0.3%
327106020513		13	0.3%
329106020616		13	0.3%
330107010101		13	0.3%
330110010403		13	0.3%
402208050714		13	0.3%
402210030714		13	0.3%
403101020501		13	0.3%
403105050205		13	0.3%
403201020515		13	0.3%
403301030215		13	0.3%
404102030405		13	0.3%
404207040904		13	0.3%
404403030304		13	0.3%
405104020509		13	0.3%
405203030403		13	0.3%
405211011114		13	0.3%
405301040904		13	0.3%

File : CSEC6B

Final_EA_code: Enumeration Area Unique identifier

Value	Label	Cases	Percentage
405302030405		13	0.3%
406108040102		13	0.3%
406201020310		13	0.3%
406210060603		13	0.3%
406212010207		13	0.3%
406303070608		13	0.3%
407106021906		13	0.3%
408102011215		13	0.3%
408112020621		13	0.3%
408113040517		13	0.3%
409101040104		13	0.3%
409203050902		13	0.3%
409301030405		13	0.3%
410101040507		13	0.3%
410201010654		13	0.3%
410201010733		13	0.3%
410303060103		13	0.3%
411203020101		13	0.3%
411302020404		13	0.3%
411402020404		13	0.3%
411403030809		13	0.3%
412103070506		13	0.3%
412201070408		13	0.3%
412203040507		13	0.3%
414116010603		13	0.3%
415105020404		13	0.3%
415106081213		13	0.3%
415110040403		13	0.3%
415114070301		13	0.3%
415115040706		13	0.3%
417102010602		13	0.3%
417103010710		13	0.3%
417107030404		13	0.3%
417109040205		13	0.3%
417201010905		13	0.3%
417202010210		13	0.3%
418104030103		13	0.3%
418201020305		13	0.3%
418202010203		13	0.3%
418209070214		13	0.3%
419204020202		13	0.3%
420107040304		13	0.3%
420108030901		13	0.3%

File : CSEC6B

Final_EA_code: Enumeration Area Unique identifier

Value	Label	Cases	Percentage
422102010506		13	0.3%
422107010808		13	0.3%
423110010602		13	0.3%
424105020201		13	0.3%
426202040101		13	0.3%
427202040214		13	0.3%
428111030515		13	0.3%
432205040203		13	0.3%

Warning: these figures indicate the number of cases found in the data file. They cannot be interpreted as summary statistics of the population of interest.

interview__id: Unique 32-character long identifier of the interview

Information	[Type= discrete] [Format=character] [Missing=*]
Statistics [NW/ W]	[Valid=3991 /-] [Invalid=0 /-]

Value	Label	Cases	Percentage
05a0fe0e9f714c0t		13	0.3%
05f078de3c20400		13	0.3%
07ae8f7297234ae		13	0.3%
0878b9ca320646c		13	0.3%
098b64d5f62d444		13	0.3%
09bfa283100c462		13	0.3%
0aee3535b7234e0		13	0.3%
0b08b47250b441c		13	0.3%
0c7be6801de643e		13	0.3%
0d07cf9a197b4ea		13	0.3%
0d35d167e05a48c		13	0.3%
0e0a6e4e61be4e8		13	0.3%
0f26d7f7b06f4b9		13	0.3%
103ae2d40d654ba		13	0.3%
104d7f9eb5cc429		13	0.3%
1058921f8e3e471		13	0.3%
10e47f214cb7482		13	0.3%
1124288a21f7429		13	0.3%
11324295e37b4bc		13	0.3%
120745e30ae2426		13	0.3%
14b0a6db23fb42a		13	0.3%
14c013df40e448d		13	0.3%
1559b44962074f1		13	0.3%
15d825f70832453		13	0.3%
15daaf897d21429		13	0.3%
165176d72b6e412		13	0.3%
179be7cbf9884e0		13	0.3%
17ad285d62d7495		13	0.3%
18cad48cbad4438		13	0.3%
19e17412e1bb43c		13	0.3%

File : CSEC6B

interview__id: Unique 32-character long identifier of the interview

Value	Label	Cases	Percentage
1a7113db20214df		13	0.3%
1abf78b9247749b		13	0.3%
1b8cc2c21714481		13	0.3%
1d1c39bd455d40e		13	0.3%
1eb5ffb1eeb14468		13	0.3%
1f82d12a97c5472		13	0.3%
1f9751e8115d473		13	0.3%
20b3dc70a2ef47ff		13	0.3%
22079ff2853f489c		13	0.3%
22305ac5a3e1460		13	0.3%
2298e1b9396042c		13	0.3%
23f6bb268b504e5		13	0.3%
24dff56428de471e		13	0.3%
2687e3cb2fe0474		13	0.3%
26be7462ce5e43d		13	0.3%
26eef9075b7349a		13	0.3%
26f0c6653b8b4c1		13	0.3%
293ecee7a80a482		13	0.3%
29cc9b2639524c4		13	0.3%
2b8544e9cb7347f		13	0.3%
2bc65237da7d4f7		13	0.3%
2bea2c4985dd4f4		13	0.3%
2c2b89bb4ed2475		13	0.3%
2c4950efbc4f485c		13	0.3%
2c5000cc7fa54dbb		13	0.3%
2c7dff734efc4ccb		13	0.3%
2c8f787219df44a		13	0.3%
2d21136097a4458		13	0.3%
2f0258e282264dd		13	0.3%
2f3dadda9c4d49b		13	0.3%
303f41c72565478		13	0.3%
30b9d5e1f9fe43d		13	0.3%
30fa92d582c34ff		13	0.3%
312a435313e240e		13	0.3%
31a3f66b5452449		13	0.3%
32bb43e6ccef425		13	0.3%
333db34cb097445		13	0.3%
34533291de9b4e3		13	0.3%
349edf6fc6cb49d		13	0.3%
34efbcd896549f7		13	0.3%
362ff1525f0b427e		13	0.3%
369a2e686b0641f		13	0.3%
37c7d386630e44f		13	0.3%

File : CSEC6B

interview__id: Unique 32-character long identifier of the interview

Value	Label	Cases	Percentage
391f45ad2d3548e		13	0.3%
39627200a32c462		13	0.3%
39e38a8716404f4		13	0.3%
3a542ba2ee9a46d		13	0.3%
3ac09195350c451		13	0.3%
3b3c7af2481243f		13	0.3%
3ce08aeb981a41a		13	0.3%
3cf0a1fa46ae4682		13	0.3%
3d61703566614f4		13	0.3%
3f41cdc7f4484a90		13	0.3%
40927a9f8da44e0		13	0.3%
41d507da42f24fa		13	0.3%
44c8e8b546fa4e9		13	0.3%
4582b29c263744c		13	0.3%
45e2495043be477		13	0.3%
468987393fd4448		13	0.3%
46bc8364e56f4e2		13	0.3%
481f3d44d4074b5		13	0.3%
49123f99dd9b486		13	0.3%
4936d20fd0be487		13	0.3%
49d2684cbd464ee		13	0.3%
4af38353df164c5		13	0.3%
4b07af9a7bac483		13	0.3%
4b14fdfdc4154af5		13	0.3%
4dd40973252a4df		13	0.3%
4e6fd738620241a		13	0.3%
50a0e9476f3f494		13	0.3%
51986b54676d4e3		13	0.3%
527a88628b1c424		13	0.3%
5300060198c04c3		13	0.3%
53fa8063d7db498		13	0.3%
54d04063673a4a7		13	0.3%
559f5482d2fa4c7		13	0.3%
55b84b9565e6420		13	0.3%
56225232b30346		13	0.3%
57061e3264f8499		13	0.3%
58cf916082f84b1		13	0.3%
58d95fc30734424		13	0.3%
59accfcd4d542a7		13	0.3%
5a30e64718014fc		13	0.3%
5b2bb8ba8da5434		13	0.3%
5b3c6ba74736462		13	0.3%
5c104965b505425		13	0.3%

File : CSEC6B

interview__id: Unique 32-character long identifier of the interview

Value	Label	Cases	Percentage
5c166c1642f340b		13	0.3%
5ed8795ec990433		13	0.3%
5f625ed846014f1		13	0.3%
5f9671150b6c4d8		13	0.3%
5f9c80627104486		13	0.3%
5fd0f31f330a49a7		13	0.3%
608bfd2bd5f8412		13	0.3%
61dc08d3c51a46b		13	0.3%
61e4b68c15e0457		13	0.3%
62af21468f5b4edl		13	0.3%
62f01c4bc6cf48c7		13	0.3%
63ef3bf75fef4be6		13	0.3%
645e8f52e0284da		13	0.3%
652892d80eef4dc		13	0.3%
6576b15a95a0431		13	0.3%
6596c2921b4f49f		13	0.3%
65e342045671412		13	0.3%
663e019dae8f42e		13	0.3%
664e98a3af9c465		13	0.3%
67ac1b9b59384c0		13	0.3%
67d77e0fbf754e2		13	0.3%
68984e8f107b4fc1		13	0.3%
68b87f690c5e4d4		13	0.3%
69fdbce170a3499		13	0.3%
6aac54099d5446c		13	0.3%
6be18dc7379a4d8		13	0.3%
6cb2e1bf1182402		13	0.3%
6d561d7e1bb34b0		13	0.3%
6d6546ea45a24cc		13	0.3%
6e7a08685b68404		13	0.3%
6ec8cecb648e4b6		13	0.3%
6fb3d5bdc87496		13	0.3%
712dd05dfdf54bc		13	0.3%
73b6584e55df47e		13	0.3%
73edb914e5ec4a6		13	0.3%
74879a94288749c		13	0.3%
75df2b5c7d6b492		13	0.3%
76a347dba3c945d		13	0.3%
77b63a2a3a5846c		13	0.3%
78b1f1144ce740d		13	0.3%
7934cfadf18a4020		13	0.3%
7a92a755edec4d6		13	0.3%
7af284e10f40460		13	0.3%

File : CSEC6B

interview__id: Unique 32-character long identifier of the interview

Value	Label	Cases	Percentage
7b71511069ca41c		13	0.3%
7b91ac7196d446f		13	0.3%
7ceaac984dc4433		13	0.3%
7f25311583624b7		13	0.3%
80c5e48699bc48b		13	0.3%
81def38cfed24edc		13	0.3%
81f2300746cc4b0		13	0.3%
824efbe20846431		13	0.3%
825a4d9c10674fb		13	0.3%
82e2ee46332f4f5c		13	0.3%
865a0a2dd0d442a		13	0.3%
87d1a29404f2409		13	0.3%
8b2193d437e6485		13	0.3%
8c60b24c5d69455		13	0.3%
8da56015c708420		13	0.3%
8ed0e75643204d2		13	0.3%
8f69cfcd9bea4a2a		13	0.3%
909b86e277fe480		13	0.3%
91e89e7118c041f		13	0.3%
92722375ee7a482		13	0.3%
93268921598f4e9		13	0.3%
942d21651db145e		13	0.3%
94a28a335ad8409		13	0.3%
94ae3c15a2df4270		13	0.3%
94d6a92de2aa418		13	0.3%
94e8fb8cab7846d		13	0.3%
977cf8b59c214cd		13	0.3%
9836e079cdd949e		13	0.3%
987cf3a3f3f04a53		13	0.3%
989fa310b635456		13	0.3%
98c92ebc81274b4		13	0.3%
98ff8b8f6835485f		13	0.3%
991ea35afb8c4a5b		13	0.3%
9ae38f33171f4fb8		13	0.3%
9b29a92d6753467		13	0.3%
9c42c15316c0441		13	0.3%
9c877a6abcc44e2		13	0.3%
9ecbe56df9f249d5		13	0.3%
9ef24898f0e04e6f		13	0.3%
a03a17e845b8444		13	0.3%
a0525377534b48f		13	0.3%
a221543631f5448		13	0.3%
a29bda3a56964ba		13	0.3%

File : CSEC6B

interview__id: Unique 32-character long identifier of the interview

Value	Label	Cases	Percentage
a3908ba3b92f4fe1		13	0.3%
a4729f20438e493		13	0.3%
a5e08a9b2416439		13	0.3%
a93651e6ad8d4de		13	0.3%
a9b092b3952f4ec		13	0.3%
aeefbdde40724ba		13	0.3%
b00970f7c1fd483		13	0.3%
b0b5ef4a81ee422		13	0.3%
b0cd107e76604c5		13	0.3%
b105a36a56b84f6		13	0.3%
b136b27d911942		13	0.3%
b137ae14a69249f		13	0.3%
b2e36352f5d9409		13	0.3%
b330812745fa4e7		13	0.3%
b341d8d4669945		13	0.3%
b4251f797f5f478		13	0.3%
b562c88957c5417		13	0.3%
b59699570a7a45a		13	0.3%
b60db776f7044c0		13	0.3%
b6beade8c2fb4ba		13	0.3%
b6c120c8e36f4d4		13	0.3%
b71b6b7c544e41f		13	0.3%
b92db033a86e4ab		13	0.3%
bad2132fae8a424		13	0.3%
bb6db2bb7e894ee		13	0.3%
bb91dac00ca941a		13	0.3%
bbb3f63e02a24e3		13	0.3%
bbd5aebfc1a54cfe		13	0.3%
bcc6e03bb2a5433		13	0.3%
bcf4623a365e435		13	0.3%
bfade52afbbe499		13	0.3%
bfc868c5c591428		13	0.3%
c015bae305344f9		13	0.3%
c14a86da4ace406		13	0.3%
c1a22955cf934b9		13	0.3%
c208d41946924e2		13	0.3%
c2a083238ac94fc		13	0.3%
c3356144806643		13	0.3%
c40d2554992447		13	0.3%
c5a985e708a7459		13	0.3%
c7bcab112852484		13	0.3%
c997c4379310457		13	0.3%
c9f3e3b01148416		13	0.3%

File : CSEC6B

interview__id: Unique 32-character long identifier of the interview

Value	Label	Cases	Percentage
ca4736d2f7a74a89		13	0.3%
caa6f80f888744d0		13	0.3%
cbe3a418c67c4371		13	0.3%
cc8047dc8a484aa0		13	0.3%
cd1474d77fac4211		13	0.3%
ce05dd69d60e43e1		13	0.3%
ce31748c847d40a0		13	0.3%
cedfce2c57e641d1		13	0.3%
d091d72bf34743f1		13	0.3%
d4b645c8dabe4a11		13	0.3%
d4e9ef0dc2b74bf1		13	0.3%
d56d66a6c7584c21		13	0.3%
d63a27ac1a6d4af1		13	0.3%
d63ba4eb8a1c4a00		13	0.3%
d6aa486f005240b1		13	0.3%
d7b1236aabb94f61		13	0.3%
d7df893335d04af1		13	0.3%
d84f5f9e3a694d31		13	0.3%
d8e480e0083545f1		13	0.3%
d983e831143f41a1		13	0.3%
da5e5ab5a00e4801		13	0.3%
da7a73e6a4654271		13	0.3%
db979bdcd2e148f1		13	0.3%
dc1776a9a0e14f41		13	0.3%
dda5335ce2054311		13	0.3%
df04ee2c0e3a4101		13	0.3%
dfbc222d61174261		13	0.3%
e106494d0ae84f21		13	0.3%
e23a30e088d14531		13	0.3%
e24222c61b9f4561		13	0.3%
e282714b05cb42f1		13	0.3%
e3166e34b04d4731		13	0.3%
e4d52a1c0a1148d1		13	0.3%
e4ddc650064a4c01		13	0.3%
e614b8ae67d44c81		13	0.3%
e61b5559a1b44041		13	0.3%
e6d0819875ec42e1		13	0.3%
e77d4f6292d24751		13	0.3%
e86a2ea031ca4f91		13	0.3%
e8b86f9566254e71		13	0.3%
e90883e236674951		13	0.3%
e9acfec9f50e43a81		13	0.3%
e9e027640d2a4501		13	0.3%

File : CSEC6B

interview__id: Unique 32-character long identifier of the interview

Value	Label	Cases	Percentage	
e9ee6e0d15b54db		13		0.3%
eb8f3695097d4ec		13		0.3%
ebb0b322a786451		13		0.3%
ed628650c92d451		13		0.3%
ee245be814ce483		13		0.3%
ef0a2c1050d9446		13		0.3%
f11ff6935d374a37		13		0.3%
f2753e0a1ee1407f		13		0.3%
f310f9362b1e429f		13		0.3%
f4f37a3e35c44dc4		13		0.3%
f7c8666f68b2434f		13		0.3%
fa6d43e574104db		13		0.3%
fad0449bb4f0427f		13		0.3%
fbdb75a9b0ab4f6f		13		0.3%
fc8c4458e87f4d7f		13		0.3%
fd96d6f934ab457f		13		0.3%
fe36e5eff69c4cb2		13		0.3%
ff38ebd77e0b421f		13		0.3%
ffc83c8361694f8c		13		0.3%

Warning: these figures indicate the number of cases found in the data file. They cannot be interpreted as summary statistics of the population of interest.

Community_groups_id: Type of community group (roster)

Information		[Type= discrete] [Format=numeric] [Range= 301-313] [Missing=*]		
Statistics [NW/ W]		[Valid=3991 /-] [Invalid=0 /-]		
Value	Label	Cases	Percentage	
301	Agricultural Coop	307		7.7%
302	Farmers' Group	307		7.7%
303	Livestock Assoc	307		7.7%
304	Savings & Credit Coop	307		7.7%
305	Business Assoc	307		7.7%
306	Women's Group	307		7.7%
307	Youth Group	307		7.7%
308	Cultural Group	307		7.7%
309	Sports Group	307		7.7%
310	Community Police/Watch Group	307		7.7%
311	Disabled Assoc	307		7.7%
312	Other 1	307		7.7%
313	Other 2	307		7.7%


Warning: these figures indicate the number of cases found in the data file. They cannot be interpreted as summary statistics of the population of interest.

s6bq01: Organisations exist in the community

Information	[Type= discrete] [Format=numeric] [Range= 1-2] [Missing=*]
Statistics [NW/ W]	[Valid=3681 /-] [Invalid=310 /-]

File : CSEC6B

s6bq01: Organisations exist in the community

Value	Label	Cases	Percentage
1	Yes	701	 19.0%
2	No	2980	 81.0%
Sysmiss		310	

Warning: these figures indicate the number of cases found in the data file. They cannot be interpreted as summary statistics of the population of interest.

s6bq02: b2. How many %roster%title%'s are there in the community? (NUMBER)







Information	[Type= continuous] [Format=numeric] [Range= 1-57] [Missing=*]
Statistics [NW/ W]	[Valid=701 /-] [Invalid=3290 /-] [Mean=2.954 /-] [StdDev=4.241 /-]

s6bq03: b3. When did the %roster%title% begin? (YEAR 4-DIGIT)

Information	[Type= continuous] [Format=numeric] [Range= 1963-2019] [Missing=*]
Statistics [NW/ W]	[Valid=701 /-] [Invalid=3290 /-] [Mean=2011.641 /-] [StdDev=7.059 /-]

s6bq04: b4. How often do the members of the %roster%title% meet?

Information	[Type= discrete] [Format=numeric] [Range= 1-9] [Missing=*]
Statistics [NW/ W]	[Valid=701 /-] [Invalid=3290 /-]

Value	Label	Cases	Percentage
1	Weekly	256	 36.5%
2	Monthly	267	 38.1%
3	Quarterly	101	 14.4%
4	Semi-Annually	30	 4.3%
5	Anually	11	 1.6%
9	Other	36	 5.1%
Sysmiss		3290	

Warning: these figures indicate the number of cases found in the data file. They cannot be interpreted as summary statistics of the population of interest.

s6bq05: b5. How many female members does the %roster%title% have? (NUMBER)

Information	[Type= continuous] [Format=numeric] [Range= 0-203] [Missing=*]
Statistics [NW/ W]	[Valid=701 /-] [Invalid=3290 /-] [Mean=20.97 /-] [StdDev=20.969 /-]

File : CSEC6C_1

Final_EA_code: Enumeration Area Unique identifier

Information [Type= discrete] [Format=character] [Missing=*]

Statistics [NW/ W] [Valid=90 /-] [Invalid=0 /-]

Value	Label	Cases	Percentage
102102060108		1	1.1%
102102080506		1	1.1%
102104010236		1	1.1%
102104190357		1	1.1%
102105030701		1	1.1%
102105130528		1	1.1%
103105050501		1	1.1%
108301050512		5	5.6%
110206030911		1	1.1%
110207040309		1	1.1%
113113020418		1	1.1%
115206030602		3	3.3%
124101050211		1	1.1%
124104040103		1	1.1%
204301010302		1	1.1%
204301020206		1	1.1%
204302051318		3	3.3%
211107030208		2	2.2%
212104030611		1	1.1%
212105040709		1	1.1%
215115020203		1	1.1%
221109020302		1	1.1%
221109050505		1	1.1%
230105040506		1	1.1%
302204050508		1	1.1%
303404010207		1	1.1%
303404030404		3	3.3%
304102010107		4	4.4%
304204020110		3	3.3%
304301040405		2	2.2%
306204010301		1	1.1%
307108030908		1	1.1%
308102060619		3	3.3%
309103050101		1	1.1%
309204060609		1	1.1%
312105020216		1	1.1%
313102050501		11	12.2%
314105010202		3	3.3%
318112010303		1	1.1%
318116050101		1	1.1%
321103040514		2	2.2%

File : CSEC6C_1

Final_EA_code: Enumeration Area Unique identifier

Value	Label	Cases	Percentage
325101020514		2	<div></div> 2.2%
325107010301		1	<div></div> 1.1%
329106020616		1	<div></div> 1.1%
330110010403		2	<div></div> 2.2%
406210060603		2	<div></div> 2.2%
408112020621		2	<div></div> 2.2%
408113040517		1	<div></div> 1.1%
412103070506		1	<div></div> 1.1%
412201070408		1	<div></div> 1.1%
417109040205		1	<div></div> 1.1%
418202010203		1	<div></div> 1.1%
426202040101		1	<div></div> 1.1%
428111030515		1	<div></div> 1.1%

Warning: these figures indicate the number of cases found in the data file. They cannot be interpreted as summary statistics of the population of interest.

interview__id: Unique 32-character long identifier of the interview

Information	[Type= discrete] [Format=character] [Missing=*]
Statistics [NW/ W]	[Valid=90 /-] [Invalid=0 /-]

Value	Label	Cases	Percentage
1124288a21f7429		3	<div></div> 3.3%
1559b44962074f1		3	<div></div> 3.3%
18cad48cbad4438		1	<div></div> 1.1%
23f6bb268b504e5		1	<div></div> 1.1%
24dff56428de471		1	<div></div> 1.1%
2bc65237da7d4f7		1	<div></div> 1.1%
2c8f787219df44ac		1	<div></div> 1.1%
2f0258e282264dd		1	<div></div> 1.1%
2f3dadda9c4d49b		1	<div></div> 1.1%
312a435313e240e		1	<div></div> 1.1%
31a3f66b5452449		1	<div></div> 1.1%
3b3c7af2481243f		1	<div></div> 1.1%
3d61703566614f4		3	<div></div> 3.3%
46bc8364e56f4e2		1	<div></div> 1.1%
5f9c80627104486		1	<div></div> 1.1%
61e4b68c15e0457		1	<div></div> 1.1%
62af21468f5b4ed		3	<div></div> 3.3%
62f01c4bc6cf48c		2	<div></div> 2.2%
63ef3bf75fef4be6		1	<div></div> 1.1%
652892d80eef4dc		1	<div></div> 1.1%
6aac54099d5446c		2	<div></div> 2.2%
6cb2e1bf1182402		1	<div></div> 1.1%
73b6584e55df47e		1	<div></div> 1.1%
75df2b5c7d6b492		3	<div></div> 3.3%
7b91ac7196d446f		3	<div></div> 3.3%

File : CSEC6C_1

interview__id: Unique 32-character long identifier of the interview

Value	Label	Cases	Percentage
8ed0e75643204d2		1	<div></div> 1.1%
8f69cfcd9bea4a2a		1	<div></div> 1.1%
977cf8b59c214cd		1	<div></div> 1.1%
989fa310b635456		1	<div></div> 1.1%
9ecbe56df9f249d		1	<div></div> 1.1%
a0525377534b48f		2	<div></div> 2.2%
a221543631f5448		1	<div></div> 1.1%
a29bda3a56964ba		1	<div></div> 1.1%
a5e08a9b2416439		1	<div></div> 1.1%
a93651e6ad8d4de		5	<div></div> 5.6%
b341d8d4669945f		1	<div></div> 1.1%
b60db776f7044c0		1	<div></div> 1.1%
bcf4623a365e435		1	<div></div> 1.1%
bfade52afbbe499f		1	<div></div> 1.1%
c40d2554992447e		2	<div></div> 2.2%
c997c4379310457		1	<div></div> 1.1%
c9f3e3b01148416		4	<div></div> 4.4%
cc8047dc8a484aa		1	<div></div> 1.1%
cd1474d77fac421		1	<div></div> 1.1%
ce05dd69d60e43e		2	<div></div> 2.2%
cedfce2c57e641d		1	<div></div> 1.1%
d63ba4eb8a1c4a0		1	<div></div> 1.1%
da5e5ab5a00e480		2	<div></div> 2.2%
e6d0819875ec42e		1	<div></div> 1.1%
e86a2ea031ca4f9c		2	<div></div> 2.2%
e9e027640d2a450		1	<div></div> 1.1%
eb8f3695097d4ec		11	<div></div> 12.2%
ed628650c92d451		1	<div></div> 1.1%
f2753e0a1ee1407		1	<div></div> 1.1%

Warning: these figures indicate the number of cases found in the data file. They cannot be interpreted as summary statistics of the population of interest.

NGO_id: Roster instance identifier

Information		[Type= discrete] [Format=numeric] [Range= 1-11] [Missing=*]	
Statistics [NW/ W]		[Valid=90 /-] [Invalid=0 /-] [Mean=2.067 /-] [StdDev=2.021 /-]	
Value	Label	Cases	Percentage
1		54	<div></div> 60.0%
2		16	<div></div> 17.8%
3		9	<div></div> 10.0%
4		3	<div></div> 3.3%
5		2	<div></div> 2.2%
6		1	<div></div> 1.1%
7		1	<div></div> 1.1%
8		1	<div></div> 1.1%
9		1	<div></div> 1.1%

File : CSEC6C_1

NGO_id: Roster instance identifier

Value	Label	Cases	Percentage
10		1	1.1%
11		1	1.1%

Warning: these figures indicate the number of cases found in the data file. They cannot be interpreted as summary statistics of the population of interest.

s6cq01: c1. What is the type of %rosteritle%?

Information	[Type= discrete] [Format=numeric] [Range= 1-9] [Missing=*]
Statistics [NW/ W]	[Valid=90 /-] [Invalid=0 /-]

Value	Label	Cases	Percentage
1	Local	12	13.3%
2	National	27	30.0%
3	International	50	55.6%
9	Other	1	1.1%

Warning: these figures indicate the number of cases found in the data file. They cannot be interpreted as summary statistics of the population of interest.

s6cq02: c2. When did the %rosteritle% begin? (YEAR 4-DIGIT)

Information	[Type= continuous] [Format=numeric] [Range= 1992-2019] [Missing=*]
Statistics [NW/ W]	[Valid=90 /-] [Invalid=0 /-] [Mean=2010.867 /-] [StdDev=7.558 /-]

s6cq03: c3. What is the main purpose of the %rosteritle%?

Information	[Type= discrete] [Format=numeric] [Range= 1-96] [Missing=*]
Statistics [NW/ W]	[Valid=90 /-] [Invalid=0 /-]

Value	Label	Cases	Percentage
1	Health/Sanitation	15	16.7%
2	Domestic Water Source	3	3.3%
3	Maternal/Child Nutrition	4	4.4%
4	Education	33	36.7%
5	Crop Production (Gen'l)	18	20.0%
6	Irrigation	0	
7	Sustainable Land Mgmt	0	
8	Forestry/Agro-Forestry	0	
9	Livestock Production (Gen'l)	2	2.2%
10	Livestock Health	0	
11	Fishing	0	
96	Other	15	16.7%

Warning: these figures indicate the number of cases found in the data file. They cannot be interpreted as summary statistics of the population of interest.

s6cq04: c4. How many members does the %rosteritle% have? (NUMBER) REFERS NOT ONLY TO E

Information	[Type= continuous] [Format=numeric] [Range= 0-1000] [Missing=*]
Statistics [NW/ W]	[Valid=90 /-] [Invalid=0 /-] [Mean=71.2 /-] [StdDev=162.902 /-]

s6cq05: c5. How many female members does the %rosteritle% have? (NUMBER)

Information	[Type= continuous] [Format=numeric] [Range= 0-1000] [Missing=*]
Statistics [NW/ W]	[Valid=90 /-] [Invalid=0 /-] [Mean=48.356 /-] [StdDev=126.611 /-]

File : CSEC6D

Final_EA_code: Enumeration Area Unique identifier

Information [Type= discrete] [Format=character] [Missing=*]

Statistics [NW/ W] [Valid=3212 /-] [Invalid=0 /-]

Value	Label	Cases	Percentage	
101204020501		11		0.3%
102101080210		11		0.3%
102102050406		11		0.3%
102102060108		11		0.3%
102102080506		11		0.3%
102103010916		11		0.3%
102103041252		11		0.3%
102103050439		11		0.3%
102103060631		11		0.3%
102103080303		11		0.3%
102103120844		11		0.3%
102104010236		11		0.3%
102104020313		11		0.3%
102104081332		11		0.3%
102104190357		11		0.3%
102105010613		11		0.3%
102105030701		11		0.3%
102105040650		11		0.3%
102105100433		11		0.3%
102105130528		11		0.3%
102105150507		11		0.3%
103105050501		11		0.3%
103107020109		11		0.3%
104102040606		11		0.3%
104104030820		11		0.3%
104105040311		11		0.3%
104208040401		11		0.3%
105105020108		11		0.3%
106101010605		11		0.3%
106101090206		11		0.3%
106106060103		11		0.3%
107202060102		11		0.3%
107302030503		11		0.3%
107305070203		11		0.3%
107402030203		11		0.3%
107403060301		11		0.3%
108106030909		11		0.3%
108301010115		11		0.3%
108301050512		11		0.3%
110203060109		11		0.3%
110204010703		11		0.3%

File : CSEC6D

Final_EA_code: Enumeration Area Unique identifier

Value	Label	Cases	Percentage
110206030911		11	0.3%
110207040309		11	0.3%
110305010603		11	0.3%
110306010205		11	0.3%
111102010811		11	0.3%
111202040320		11	0.3%
111202061528		11	0.3%
112102030202		11	0.3%
112104021001		11	0.3%
112204030107		11	0.3%
113105040201		11	0.3%
113105050532		11	0.3%
113111020505		11	0.3%
113113020418		11	0.3%
113113060242		11	0.3%
113301010130		11	0.3%
113301050411		11	0.3%
113406060107		11	0.3%
113604010110		11	0.3%
115103020402		11	0.3%
115104030401		11	0.3%
115202070303		11	0.3%
115206030602		11	0.3%
115303040507		11	0.3%
115303050716		11	0.3%
116102050101		11	0.3%
117106050206		11	0.3%
117201050401		11	0.3%
117202080201		11	0.3%
117301041137		11	0.3%
117302030901		11	0.3%
117302060527		11	0.3%
118101041020		11	0.3%
119104030404		11	0.3%
120106010101		11	0.3%
122102060404		11	0.3%
122105020311		11	0.3%
122106021812		11	0.3%
123110030105		11	0.3%
124101050211		11	0.3%
124101050312		11	0.3%
124103021620		11	0.3%
124104040103		11	0.3%

File : CSEC6D

Final_EA_code: Enumeration Area Unique identifier

Value	Label	Cases	Percentage	
124107010620		11		0.3%
124108021108		11		0.3%
125105010702		11		0.3%
201203010310		11		0.3%
201210090210		11		0.3%
202205030602		11		0.3%
203202030310		11		0.3%
203202040303		11		0.3%
203301010111		11		0.3%
204101030213		11		0.3%
204102040514		11		0.3%
204203010514		11		0.3%
204301010302		11		0.3%
204301020206		11		0.3%
204301030308		11		0.3%
204302051318		11		0.3%
205107030213		11		0.3%
207104010604		11		0.3%
208102140202		11		0.3%
208107130101		11		0.3%
208202080102		11		0.3%
209201010506		11		0.3%
210306040101		11		0.3%
210306040102		11		0.3%
211105030205		11		0.3%
211106070404		11		0.3%
211107030208		11		0.3%
212104030611		11		0.3%
212105040709		11		0.3%
212202010105		11		0.3%
212305020404		11		0.3%
214101040303		11		0.3%
214101060404		11		0.3%
214102020611		11		0.3%
214114030515		11		0.3%
215109020818		11		0.3%
215115020203		11		0.3%
215120020808		11		0.3%
216202030604		11		0.3%
218103021305		11		0.3%
218115040101		11		0.3%
219103120104		11		0.3%
219103170202		11		0.3%

File : CSEC6D

Final_EA_code: Enumeration Area Unique identifier

Value	Label	Cases	Percentage
221109020302		11	0.3%
221109050505		11	0.3%
222111021102		11	0.3%
223108100606		11	0.3%
223120020410		11	0.3%
223121010401		11	0.3%
223121030202		11	0.3%
223126011515		11	0.3%
223128010204		11	0.3%
223135040509		11	0.3%
224105051111		11	0.3%
225103041522		11	0.3%
225114032604		11	0.3%
226101010214		11	0.3%
226102050810		11	0.3%
226104040305		11	0.3%
226105051005		11	0.3%
228102030405		11	0.3%
229104021009		11	0.3%
230105010304		11	0.3%
230105040506		11	0.3%
230109050511		11	0.3%
232101040606		11	0.3%
232203040502		11	0.3%
302101021503		11	0.3%
302201050803		11	0.3%
302204050508		11	0.3%
302205050202		11	0.3%
302303070505		11	0.3%
303201020510		11	0.3%
303202060606		11	0.3%
303204050605		11	0.3%
303402040806		11	0.3%
303404010207		11	0.3%
303404030404		11	0.3%
303405071314		11	0.3%
303503041111		11	0.3%
303504020504		11	0.3%
304102010107		11	0.3%
304204020110		11	0.3%
304301040405		11	0.3%
306201010103		11	0.3%
306203010305		11	0.3%

File : CSEC6D

Final_EA_code: Enumeration Area Unique identifier

Value	Label	Cases	Percentage
306204010301		11	0.3%
306204020605		11	0.3%
307108020605		11	0.3%
307108030304		11	0.3%
307108030908		11	0.3%
307202030201		11	0.3%
308102060619		11	0.3%
309103050101		11	0.3%
309104050403		11	0.3%
309204060609		11	0.3%
310102021618		11	0.3%
310202030204		11	0.3%
310306030909		11	0.3%
310306040802		11	0.3%
311102010107		11	0.3%
311103020202		11	0.3%
311105051111		11	0.3%
311202010102		11	0.3%
312105020216		11	0.3%
313102050501		11	0.3%
313104010108		11	0.3%
314101030304		11	0.3%
314103040301		11	0.3%
314105010202		11	0.3%
315105030209		11	0.3%
317101010205		11	0.3%
317103020201		11	0.3%
317107051210		11	0.3%
318102020202		11	0.3%
318103020406		11	0.3%
318112010303		11	0.3%
318114020701		11	0.3%
318116050101		11	0.3%
319105080306		11	0.3%
319107020203		11	0.3%
319203030409		11	0.3%
320102040601		11	0.3%
320108080103		11	0.3%
321103040514		11	0.3%
321105050214		11	0.3%
321106010504		11	0.3%
321107061709		11	0.3%
322108020610		11	0.3%

File : CSEC6D

Final_EA_code: Enumeration Area Unique identifier

Value	Label	Cases	Percentage
322111041206		11	0.3%
323104030201		11	0.3%
323106040915		11	0.3%
323108030411		11	0.3%
324101011403		11	0.3%
324104010503		11	0.3%
325101020514		11	0.3%
325103060113		11	0.3%
325103060210		11	0.3%
325107010301		11	0.3%
327103030510		11	0.3%
327106020513		11	0.3%
329106020616		11	0.3%
330107010101		11	0.3%
330110010403		11	0.3%
402208050714		11	0.3%
402210030714		11	0.3%
403101020501		11	0.3%
403105050205		11	0.3%
403201020515		11	0.3%
403301030215		11	0.3%
404102030405		11	0.3%
404207040904		11	0.3%
404403030304		11	0.3%
405104020509		11	0.3%
405203030403		11	0.3%
405211011114		11	0.3%
405301040904		11	0.3%
405302030405		11	0.3%
406108040102		11	0.3%
406201020310		11	0.3%
406210060603		11	0.3%
406212010207		11	0.3%
406303070608		11	0.3%
407106021906		11	0.3%
408102011215		11	0.3%
408112020621		11	0.3%
408113040517		11	0.3%
409101040104		11	0.3%
409203050902		11	0.3%
409301030405		11	0.3%
410101040507		11	0.3%
410201010654		11	0.3%

File : CSEC6D

Final_EA_code: Enumeration Area Unique identifier

Value	Label	Cases	Percentage
410201010733		11	0.3%
410303060103		11	0.3%
411203020101		11	0.3%
411302020404		11	0.3%
411402020404		11	0.3%
411403030809		11	0.3%
412103070506		11	0.3%
412201070408		11	0.3%
412203040507		11	0.3%
414116010603		11	0.3%
415105020404		11	0.3%
415106081213		11	0.3%
415110040403		11	0.3%
415114070301		11	0.3%
415115040706		11	0.3%
417102010602		11	0.3%
417103010710		11	0.3%
417107030404		11	0.3%
417109040205		11	0.3%
417201010905		11	0.3%
417202010210		11	0.3%
418104030103		11	0.3%
418201020305		11	0.3%
418202010203		11	0.3%
418209070214		11	0.3%
419204020202		11	0.3%
420107040304		11	0.3%
420108030901		11	0.3%
422102010506		11	0.3%
422107010808		11	0.3%
423110010602		11	0.3%
424105020201		11	0.3%
426202040101		11	0.3%
427202040214		11	0.3%
428111030515		11	0.3%
432205040203		11	0.3%

Warning: these figures indicate the number of cases found in the data file. They cannot be interpreted as summary statistics of the population of interest.

interview__id: Unique 32-character long identifier of the interview

Information	[Type= discrete] [Format=character] [Missing=*]		
Statistics [NW/ W]	[Valid=3212 /-] [Invalid=0 /-]		
Value	Label	Cases	Percentage
05a0fe0e9f714c0t		11	0.3%
05f078de3c20400		11	0.3%

File : CSEC6D

interview__id: Unique 32-character long identifier of the interview

Value	Label	Cases	Percentage
07ae8f7297234ae		11	0.3%
0878b9ca320646c		11	0.3%
09bfa283100c462		11	0.3%
0aee3535b7234e0		11	0.3%
0b08b47250b441e		11	0.3%
0c7be6801de643e		11	0.3%
0d07cf9a197b4ea		11	0.3%
0d35d167e05a48c		11	0.3%
0e0a6e4e61be4e8		11	0.3%
103ae2d40d654ba		11	0.3%
104d7f9eb5cc429		11	0.3%
1058921f8e3e471		11	0.3%
10e47f214cb7482		11	0.3%
1124288a21f7429		11	0.3%
11324295e37b4bc		11	0.3%
14b0a6db23fb42a		11	0.3%
14c013df40e448d		11	0.3%
1559b44962074f1		11	0.3%
15d825f70832453		11	0.3%
15daaf897d21429		11	0.3%
165176d72b6e412		11	0.3%
179be7cbf9884e0		11	0.3%
17ad285d62d7495		11	0.3%
18cad48cbad4438		11	0.3%
19e17412e1bb43e		11	0.3%
1a7113db20214df		11	0.3%
1abf78b9247749b		11	0.3%
1b8cc2c21714481		11	0.3%
1d1c39bd455d40e		11	0.3%
1eb5ffb1eeb14468		11	0.3%
1f82d12a97c5472		11	0.3%
1f9751e8115d473		11	0.3%
20b3dc70a2ef47fi		11	0.3%
22079ff2853f489c		11	0.3%
22305ac5a3e1460		11	0.3%
2298e1b9396042c		11	0.3%
23f6bb268b504e5		11	0.3%
24dff56428de471e		11	0.3%
2687e3cb2fe0474		11	0.3%
26be7462ce5e43d		11	0.3%
26eef9075b7349a		11	0.3%
26f0c6653b8b4c1		11	0.3%
293ecee7a80a482		11	0.3%

File : CSEC6D

interview__id: Unique 32-character long identifier of the interview

Value	Label	Cases	Percentage
29cc9b2639524c4		11	0.3%
2b8544e9cb7347t		11	0.3%
2bc65237da7d4f7		11	0.3%
2bea2c4985dd4f4		11	0.3%
2c4950efbc4f485c		11	0.3%
2c5000cc7fa54dbi		11	0.3%
2c7dff734efc4ccb		11	0.3%
2c8f787219df44ac		11	0.3%
2d21136097a445f		11	0.3%
2f0258e282264dd		11	0.3%
2f3dadda9c4d49b		11	0.3%
303f41c72565478		11	0.3%
30b9d5e1f9fe43dc		11	0.3%
30fa92d582c34fft		11	0.3%
312a435313e2406		11	0.3%
31a3f66b5452449		11	0.3%
32bb43e6cceef425		11	0.3%
34533291de9b4e3		11	0.3%
349edf6fc6cb49dc		11	0.3%
34efbcdff896549f7		11	0.3%
362ff1525f0b427c		11	0.3%
369a2e686b0641f		11	0.3%
37c7d386630e44f		11	0.3%
391f45ad2d3548e		11	0.3%
39627200a32c462		11	0.3%
39e38a8716404f4		11	0.3%
3a542ba2ee9a46d		11	0.3%
3ac09195350c451		11	0.3%
3b3c7af2481243f		11	0.3%
3ce08aeb981a41a		11	0.3%
3cf0a1fa46ae4682		11	0.3%
3d61703566614f4		11	0.3%
3f41cdc7f4484a90		11	0.3%
40927a9f8da44e0		11	0.3%
41d507da42f24fa		11	0.3%
44c8e8b546fa4e9		11	0.3%
4582b29c263744c		11	0.3%
45e2495043be477		11	0.3%
468987393fd4448		11	0.3%
46bc8364e56f4e2		11	0.3%
481f3d44d4074b5		11	0.3%
49123f99dd9b48c		11	0.3%
4936d20fd0be487		11	0.3%

File : CSEC6D

interview__id: Unique 32-character long identifier of the interview

Value	Label	Cases	Percentage
49d2684cbd464ee		11	0.3%
4af38353df164c5f		11	0.3%
4b14fdfdc4154af5		11	0.3%
4dd40973252a4df		11	0.3%
4e6fd738620241a		11	0.3%
50a0e9476f3f4947		11	0.3%
51986b54676d4e3		11	0.3%
527a88628b1c424		11	0.3%
5300060198c04c3		11	0.3%
53fa8063d7db498		11	0.3%
54d04063673a4a7		11	0.3%
559f5482d2fa4c7f		11	0.3%
55b84b9565e642f		11	0.3%
57061e3264f8499		11	0.3%
58cf916082f84b1f		11	0.3%
58d95fc30734424		11	0.3%
5b2bb8ba8da5434		11	0.3%
5b3c6ba74736462		11	0.3%
5c104965b505425		11	0.3%
5c166c1642f340b		11	0.3%
5f625ed846014f17		11	0.3%
5f9671150b6c4d8		11	0.3%
5f9c80627104486		11	0.3%
5fd0f31f330a49a7		11	0.3%
608bfd2bd5f8412		11	0.3%
61dc08d3c51a46b		11	0.3%
61e4b68c15e0457		11	0.3%
62af21468f5b4edf		11	0.3%
62f01c4bc6cf48c7		11	0.3%
63ef3bf75fef4be6		11	0.3%
645e8f52e0284da		11	0.3%
652892d80eef4dc		11	0.3%
6576b15a95a0431		11	0.3%
6596c2921b4f49f		11	0.3%
65e342045671412		11	0.3%
663e019dae8f42e		11	0.3%
664e98a3af9c4657		11	0.3%
67ac1b9b59384c0		11	0.3%
67d77e0fbf754e2f		11	0.3%
68984e8f107b4fcf		11	0.3%
68b87f690c5e4d4		11	0.3%
69fdbce170a3499		11	0.3%
6aac54099d5446c		11	0.3%

File : CSEC6D

interview__id: Unique 32-character long identifier of the interview

Value	Label	Cases	Percentage
6be18dc7379a4d8		11	0.3%
6cb2e1bf1182402		11	0.3%
6d561d7e1bb34bc		11	0.3%
6d6546ea45a24cc		11	0.3%
6e7a08685b68404		11	0.3%
6ec8cecb648e4b6		11	0.3%
6fb3d5bdc87496		11	0.3%
712dd05dfdf54bc		11	0.3%
73b6584e55df47e		11	0.3%
73edb914e5ec4a6		11	0.3%
74879a94288749e		11	0.3%
75df2b5c7d6b492		11	0.3%
76a347dba3c945d		11	0.3%
77b63a2a3a58466		11	0.3%
78b1f1144ce740d		11	0.3%
7934cfadf18a402f		11	0.3%
7a92a755edec4d6		11	0.3%
7af284e10f40460f		11	0.3%
7b71511069ca41c		11	0.3%
7b91ac7196d446f		11	0.3%
7ceaac984dc4433		11	0.3%
7f25311583624b7		11	0.3%
80c5e48699bc48b		11	0.3%
81def38cfed24edc		11	0.3%
81f2300746cc4b0		11	0.3%
824efbe20846431		11	0.3%
825a4d9c10674fb		11	0.3%
82e2ee46332f4f5c		11	0.3%
865a0a2dd0d442a		11	0.3%
87d1a29404f2409		11	0.3%
8b2193d437e6485		11	0.3%
8c60b24c5d69455		11	0.3%
8da56015c708420		11	0.3%
8ed0e75643204d2		11	0.3%
8f69cfcd9bea4a2a		11	0.3%
909b86e277fe480		11	0.3%
91e89e7118c041f		11	0.3%
92722375ee7a482		11	0.3%
93268921598f4e9		11	0.3%
942d21651db1454		11	0.3%
94a28a335ad8409		11	0.3%
94ae3c15a2df427f		11	0.3%
94d6a92de2aa418		11	0.3%

File : CSEC6D

interview__id: Unique 32-character long identifier of the interview

Value	Label	Cases	Percentage
94e8fb8cab7846d		11	0.3%
977cf8b59c214cd		11	0.3%
9836e079cdd949e		11	0.3%
987cf3a3f3f04a53		11	0.3%
989fa310b635456		11	0.3%
98c92ebc81274b4		11	0.3%
98ff8b8f6835485		11	0.3%
991ea35afb8c4a5		11	0.3%
9ae38f33171f4fb8		11	0.3%
9b29a92d6753467		11	0.3%
9c42c15316c0441		11	0.3%
9c877a6abcc44e2		11	0.3%
9ecbe56df9f249d		11	0.3%
9ef24898f0e04e6f		11	0.3%
a0525377534b48f		11	0.3%
a221543631f5448		11	0.3%
a29bda3a56964ba		11	0.3%
a3908ba3b92f4fel		11	0.3%
a5e08a9b2416439		11	0.3%
a93651e6ad8d4de		11	0.3%
a9b092b3952f4ec		11	0.3%
aeefbdde40724ba		11	0.3%
b00970f7c1fd483		11	0.3%
b0b5ef4a81ee422		11	0.3%
b0cd107e76604c5		11	0.3%
b105a36a56b84f6		11	0.3%
b136b27d911942		11	0.3%
b137ae14a69249f		11	0.3%
b2e36352f5d9409		11	0.3%
b330812745fa4e7		11	0.3%
b341d8d4669945		11	0.3%
b4251f797f5f478		11	0.3%
b562c88957c5417		11	0.3%
b59699570a7a45a		11	0.3%
b60db776f7044c0		11	0.3%
b6beade8c2fb4ba		11	0.3%
b6c120c8e36f4d4		11	0.3%
b71b6b7c544e41f		11	0.3%
b92db033a86e4ab		11	0.3%
bad2132fae8a424		11	0.3%
bb6db2bb7e894ee		11	0.3%
bb91dac00ca941a		11	0.3%
bbb3f63e02a24e3		11	0.3%

File : CSEC6D

interview__id: Unique 32-character long identifier of the interview

Value	Label	Cases	Percentage
bbd5aebfc1a54cff		11	0.3%
bcc6e03bb2a5433		11	0.3%
bcf4623a365e435		11	0.3%
bfade52afbbe4995		11	0.3%
bfc868c5c591428		11	0.3%
c015bae305344f9		11	0.3%
c14a86da4ace406		11	0.3%
c1a22955cf934b9		11	0.3%
c208d41946924e2		11	0.3%
c2a083238ac94fc		11	0.3%
c33561448066434		11	0.3%
c40d2554992447e		11	0.3%
c5a985e708a7459		11	0.3%
c7bcab112852484		11	0.3%
c997c4379310457		11	0.3%
c9f3e3b01148416		11	0.3%
ca4736d2f7a74a8		11	0.3%
caa6f80f888744d		11	0.3%
cbe3a418c67c437		11	0.3%
cc8047dc8a484aa		11	0.3%
cd1474d77fac421		11	0.3%
ce05dd69d60e43e		11	0.3%
ce31748c847d40a		11	0.3%
cedfce2c57e641d		11	0.3%
d091d72bf34743f		11	0.3%
d4e9ef0dc2b74bf		11	0.3%
d63a27ac1a6d4af		11	0.3%
d63ba4eb8a1c4a0		11	0.3%
d6aa486f005240b		11	0.3%
d7b1236aabb94f6		11	0.3%
d7df893335d04af		11	0.3%
d84f5f9e3a694d3		11	0.3%
d8e480e0083545f		11	0.3%
d983e831143f41a		11	0.3%
da5e5ab5a00e480		11	0.3%
da7a73e6a465427		11	0.3%
db979bdcd2e148f		11	0.3%
dc1776a9a0e14f4		11	0.3%
dda5335ce205431		11	0.3%
df04ee2c0e3a410		11	0.3%
dfbc222d6117426		11	0.3%
e106494d0ae84f2		11	0.3%
e23a30e088d1453		11	0.3%

File : CSEC6D

interview__id: Unique 32-character long identifier of the interview

Value	Label	Cases	Percentage
e24222c61b9f456		11	0.3%
e282714b05cb42t		11	0.3%
e3166e34b04d47?		11	0.3%
e4d52a1c0a1148d		11	0.3%
e4ddc650064a4c0		11	0.3%
e614b8ae67d44c8		11	0.3%
e61b5559a1b4404		11	0.3%
e6d0819875ec42e		11	0.3%
e77d4f6292d2475		11	0.3%
e86a2ea031ca4f9c		11	0.3%
e8b86f9566254e7		11	0.3%
e9acfec9f50e43a8		11	0.3%
e9e027640d2a450		11	0.3%
e9ee6e0d15b54db		11	0.3%
eb8f3695097d4ec		11	0.3%
ebb0b322a786451		11	0.3%
ed628650c92d451		11	0.3%
ee245be814ce483		11	0.3%
ef0a2c1050d9446		11	0.3%
f11ff6935d374a3?		11	0.3%
f2753e0a1ee1407.		11	0.3%
f310f9362b1e429.		11	0.3%
f4f37a3e35c44dc?		11	0.3%
f7c8666f68b2434		11	0.3%
fa6d43e574104db		11	0.3%
fad0449bb4f0427.		11	0.3%
fbdb75a9b0ab4f6.		11	0.3%
fc8c4458e87f4d7?		11	0.3%
fd96d6f934ab457.		11	0.3%
fe36e5eff69c4cb2		11	0.3%
ff38ebd77e0b421:		11	0.3%
ffc83c8361694f8c		11	0.3%

Warning: these figures indicate the number of cases found in the data file. They cannot be interpreted as summary statistics of the population of interest.

community_needs_id: Community need, action and achievements [ITEM] (roster)

Information		[Type= discrete] [Format=numeric] [Range= 101-111] [Missing=*]		
Statistics [NW/ W]		[Valid=3212 /-] [Invalid=0 /-]		
Value	Label	Cases	Percentage	
101	Road: Construction/Improvement	292		9.1%
102	Bridge: Construction/Improvement	292		9.1%
103	Primary School: Construction/Improvement	292		9.1%
104	Secondary School:Construction/Improvement	292		9.1%
105	Health Center/ Clinic/ Dispensary:Construction/Improvement	292		9.1%
106	Piped Water/ Boreholes/ Wells:Construction/Improvement	292		9.1%

File : CSEC6D

community_needs_id: Community need, action and achievements [ITEM] (roster)

Value	Label	Cases	Percentage
107	Maize Mill:Construction/Improvement	292	9.1%
108	Public Transportation:Initiation/Improvement	292	9.1%
109	Agricultural/ Fishery/ Livestock Extension Services: Initiat	292	9.1%
110	Law Enforcement:Initiation/ Improvement	292	9.1%
111	Other(Specify)	292	9.1%

Warning: these figures indicate the number of cases found in the data file. They cannot be interpreted as summary statistics of the population of interest.

s6dq1: 1. During the past 5 years,has any of the community members ever approached the

Information	[Type= discrete] [Format=numeric] [Range= 1-2] [Missing=*]		
Statistics [NW/ W]	[Valid=3128 /-] [Invalid=84 /-]		
Value	Label	Cases	Percentage
1	Yes	320	10.2%
2	No	2808	89.8%
Sysmiss		84	

Warning: these figures indicate the number of cases found in the data file. They cannot be interpreted as summary statistics of the population of interest.

s6dq2: 2. During the past 5 years ,has the LC1 or other village leader or political le

Information	[Type= discrete] [Format=numeric] [Range= 1-2] [Missing=*]		
Statistics [NW/ W]	[Valid=3128 /-] [Invalid=84 /-]		
Value	Label	Cases	Percentage
1	Yes	346	11.1%
2	No	2782	88.9%
Sysmiss		84	

Warning: these figures indicate the number of cases found in the data file. They cannot be interpreted as summary statistics of the population of interest.

s6dq3: 3. ENUMERATOR:IS THE ANSWER YES TO EITHER QUESTION 1 OR QUESTION 2

Information	[Type= discrete] [Format=numeric] [Range= 1-2] [Missing=*]		
Statistics [NW/ W]	[Valid=3128 /-] [Invalid=84 /-]		
Value	Label	Cases	Percentage
1	Yes	367	11.7%
2	No	2761	88.3%
Sysmiss		84	

Warning: these figures indicate the number of cases found in the data file. They cannot be interpreted as summary statistics of the population of interest.

s6dq4: 4. During the past 5 years ,even if there was no communal or leadership action t

Information	[Type= discrete] [Format=numeric] [Range= 1-2] [Missing=*]		
Statistics [NW/ W]	[Valid=2761 /-] [Invalid=451 /-]		
Value	Label	Cases	Percentage
1	Yes	96	3.5%
2	No	2665	96.5%
Sysmiss		451	

Warning: these figures indicate the number of cases found in the data file. They cannot be interpreted as summary statistics of the population of interest.

s6dq5: 5. During the past 5 years ,did the community members (besides LC! and other loc

Information	[Type= discrete] [Format=numeric] [Range= 1-2] [Missing=*]		
-------------	--	--	--

File : CSEC6D

s6dq5: 5. During the past 5 years ,did the community members (besides LC! and other loc

Statistics [NW/ W] [Valid=367 /-] [Invalid=2845 /-]

Value	Label	Cases	Percentage
1	Yes	180	49.0%
2	No	187	51.0%
Sysmiss		2845	

Warning: these figures indicate the number of cases found in the data file. They cannot be interpreted as summary statistics of the population of interest.

s6dq6: 6. Under whose leadership was the meeting(s) organized?

Information [Type= discrete] [Format=numeric] [Range= 1-96] [Missing=*]

Statistics [NW/ W] [Valid=180 /-] [Invalid=3032 /-]

Value	Label	Cases	Percentage
1	LC1	125	69.4%
2	GROUP VILLAGE HEADMAN	9	5.0%
3	SCHOOL COMMITTEE	4	2.2%
4	HEALTH COMMITTEE	0	
5	AGRICULTURE COOP/FARMER'S GROUP	0	
6	AGRICULTURE EXTENSION OFFICER	1	0.6%
7	NGO/RELIGIOUS OR INTERNATIONAL ORG	0	
8	MP	22	12.2%
9	DISTRICT ASSEMBLY	4	2.2%
96	OTHER	15	8.3%
Sysmiss		3032	

Warning: these figures indicate the number of cases found in the data file. They cannot be interpreted as summary statistics of the population of interest.

s6dq7: 7.Was the meeting successful in determining the steps that were needed to be tak

Information [Type= discrete] [Format=numeric] [Range= 1-2] [Missing=*]

Statistics [NW/ W] [Valid=180 /-] [Invalid=3032 /-]

Value	Label	Cases	Percentage
1	Yes	131	72.8%
2	No	49	27.2%
Sysmiss		3032	

Warning: these figures indicate the number of cases found in the data file. They cannot be interpreted as summary statistics of the population of interest.

s6dq08a: 8a. To address the need for [ITEM], what actions did the community take? (1/3)

Information [Type= discrete] [Format=numeric] [Range= 1-9] [Missing=*]

Statistics [NW/ W] [Valid=367 /-] [Invalid=2845 /-]

Value	Label	Cases	Percentage
1	Mobilize manpower among community members	58	15.8%
2	Mobilize financial resources among community members	10	2.7%
3	Seek resources through local funding agency	96	26.2%
4	Seek resources through city/district assembly/commissioner	157	42.8%
5	Seek resources through the relevant MP	25	6.8%
6	Seek resources through other influential person	16	4.4%
7	Seek resources through NGO or Religious/International Org	3	0.8%
9	Other	2	0.5%

File : CSEC6D

s6dq08a: 8a. To address the need for [ITEM], what actions did the community take? (1/3)

Value	Label	Cases	Percentage
Sysmiss		2845	

Warning: these figures indicate the number of cases found in the data file. They cannot be interpreted as summary statistics of the population of interest.

s6dq08b: 8b. To address the need for [ITEM], what actions did the community take? (2/3)

Information	[Type= discrete] [Format=numeric] [Range= 1-9] [Missing=*]
Statistics [NW/ W]	[Valid=163 /-] [Invalid=3049 /-]

Value	Label	Cases	Percentage
1	Mobilize manpower among community members	5	3.1%
2	Mobilize financial resources among community members	25	15.3%
3	Seek resources through local funding agency	30	18.4%
4	Seek resources through city/district assembly/commissioner	54	33.1%
5	Seek resources through the relevant MP	21	12.9%
6	Seek resources through other influential person	17	10.4%
7	Seek resources through NGO or Religious/International Org	11	6.7%
9	Other	0	
Sysmiss		3049	

Warning: these figures indicate the number of cases found in the data file. They cannot be interpreted as summary statistics of the population of interest.

s6dq08c: 8c. To address the need for [ITEM], what actions did the community take? (3/3)

Information	[Type= discrete] [Format=numeric] [Range= 1-9] [Missing=*]
Statistics [NW/ W]	[Valid=42 /-] [Invalid=3170 /-]

Value	Label	Cases	Percentage
1	Mobilize manpower among community members	2	4.8%
2	Mobilize financial resources among community members	6	14.3%
3	Seek resources through local funding agency	5	11.9%
4	Seek resources through city/district assembly/commissioner	10	23.8%
5	Seek resources through the relevant MP	10	23.8%
6	Seek resources through other influential person	6	14.3%
7	Seek resources through NGO or Religious/International Org	3	7.1%
9	Other	0	
Sysmiss		3170	

Warning: these figures indicate the number of cases found in the data file. They cannot be interpreted as summary statistics of the population of interest.

s6dq09: 9. ENUMERATOR: DID THE COMMUNITY TAKE ANY ACTION TO ADDRESS NEED FOR %rosteritl

Information	[Type= discrete] [Format=numeric] [Range= 1-2] [Missing=*]
Statistics [NW/ W]	[Valid=367 /-] [Invalid=2845 /-]

Value	Label	Cases	Percentage
1	YES	213	58.0%
2	NO	154	42.0%
Sysmiss		2845	

Warning: these figures indicate the number of cases found in the data file. They cannot be interpreted as summary statistics of the population of interest.

s6dq10: 10. Was the need for %rosteritl% addressed?

Information	[Type= discrete] [Format=numeric] [Range= 1-5] [Missing=*]
-------------	--

File : CSEC6D

s6dq10: 10. Was the need for %rosteritle% addressed?

Statistics [NW/ W] [Valid=463 /-] [Invalid=2749 /-]

Value	Label	Cases	Percentage
1	ADDRESS / BEING ADDRESSED	189	40.8%
2	TO BE ADDRESSED / RESPONSE POSITIVE	14	3.0%
3	PROMISED BUT NOT ADDRESSED	79	17.1%
4	NOT ADDRESS, RESPONSE PENDING	91	19.7%
5	NOT ADDRESS, ATTEMPTS FAILED	90	19.4%
Sysmiss		2749	

Warning: these figures indicate the number of cases found in the data file. They cannot be interpreted as summary statistics of the population of interest.

s6dq11: 11. When was the need for the %rosteritle% addressed? YEAR [4-DIGIT]

Information [Type= discrete] [Format=numeric] [Range= 2014-2019] [Missing=*]

Statistics [NW/ W] [Valid=202 /-] [Invalid=3010 /-] [Mean=2017.554 /-] [StdDev=1.046 /-]

Value	Label	Cases	Percentage
2014		4	2.0%
2015		9	4.5%
2016		14	6.9%
2017		39	19.3%
2018		116	57.4%
2019		20	9.9%
Sysmiss		3010	

Warning: these figures indicate the number of cases found in the data file. They cannot be interpreted as summary statistics of the population of interest.

s6dq12a: 12a. What was/will be the source of the funds for [ITEM]? (1/3)

Information [Type= discrete] [Format=numeric] [Range= 1-9] [Missing=*]

Statistics [NW/ W] [Valid=203 /-] [Invalid=3009 /-]

Value	Label	Cases	Percentage
1	Community members	32	15.8%
2	Local funding agency	2	1.0%
3	District/city assembly	99	48.8%
4	Central Government	46	22.7%
5	NGO	18	8.9%
6	Religious organization/institution	0	
7	International Organization	1	0.5%
9	Other	5	2.5%
Sysmiss		3009	

Warning: these figures indicate the number of cases found in the data file. They cannot be interpreted as summary statistics of the population of interest.

s6dq12b: 12b. What was/will be the source of the funds for [ITEM]? (2/3)

Information [Type= discrete] [Format=numeric] [Range= 1-9] [Missing=*]

Statistics [NW/ W] [Valid=59 /-] [Invalid=3153 /-]

Value	Label	Cases	Percentage
1	Community members	3	5.1%
2	Local funding agency	5	8.5%
3	District/city assembly	14	23.7%

File : CSEC6D

s6dq12b: 12b. What was/will be the source of the funds for [ITEM]? (2/3)

Value	Label	Cases	Percentage
4	Central Government	31	<div><div></div></div> 52.5%
5	NGO	2	<div><div></div></div> 3.4%
6	Religious organization/institution	2	<div><div></div></div> 3.4%
7	International Organization	0	
9	Other	2	<div><div></div></div> 3.4%
Sysmiss		3153	

Warning: these figures indicate the number of cases found in the data file. They cannot be interpreted as summary statistics of the population of interest.

s6dq12c: 12c. What was/will be the source of the funds for [ITEM]? (3/3)

Information	[Type= discrete] [Format=numeric] [Range= 1-9] [Missing=*]
Statistics [NW/ W]	[Valid=6 /-] [Invalid=3206 /-]

Value	Label	Cases	Percentage
1	Community members	0	
2	Local funding agency	1	<div><div></div></div> 16.7%
3	District/city assembly	0	
4	Central Government	1	<div><div></div></div> 16.7%
5	NGO	1	<div><div></div></div> 16.7%
6	Religious organization/institution	2	<div><div></div></div> 33.3%
7	International Organization	0	
9	Other	1	<div><div></div></div> 16.7%
Sysmiss		3206	

Warning: these figures indicate the number of cases found in the data file. They cannot be interpreted as summary statistics of the population of interest.

s6dq13: 13. What was/will be the total funding for %rosteritle%?

Information	[Type= continuous] [Format=numeric] [Range= 0-200000000] [Missing=*]
Statistics [NW/ W]	[Valid=131 /-] [Invalid=3081 /-] [Mean=3124902.702 /-] [StdDev=18734843.307 /-]

s6dq14: 14. What was/will be the total amount of money contributed by community members?

Information	[Type= continuous] [Format=numeric] [Range= 0-100000000] [Missing=*]
Statistics [NW/ W]	[Valid=202 /-] [Invalid=3010 /-] [Mean=119307.416 /-] [StdDev=786490.029 /-]

s6dq15: 15. How were/will be the contributions raised?

Information	[Type= discrete] [Format=numeric] [Range= 1-3] [Missing=*]
Statistics [NW/ W]	[Valid=21 /-] [Invalid=3191 /-]

Value	Label	Cases	Percentage
1	Voluntary	8	<div><div></div></div> 38.1%
2	Compulsory	13	<div><div></div></div> 61.9%
3	Other	0	
Sysmiss		3191	

Warning: these figures indicate the number of cases found in the data file. They cannot be interpreted as summary statistics of the population of interest.

s6dq16: 16. To address the need for %rosteritle%, did the community members contribute

Information	[Type= discrete] [Format=numeric] [Range= 1-2] [Missing=*]
Statistics [NW/ W]	[Valid=202 /-] [Invalid=3010 /-]

File : CSEC6D

s6dq16: 16. To address the need for %rostartitle%, did the community members contribute

Value	Label	Cases	Percentage
1	YES	45	<div><div></div></div> 22.3%
2	NO	157	<div><div></div></div> 77.7%
Sysmiss		3010	

Warning: these figures indicate the number of cases found in the data file. They cannot be interpreted as summary statistics of the population of interest.

s6dq17a: 17a. Community members contributed in kind with manual labour?

Information	[Type= discrete] [Format=numeric] [Range= 1-2] [Missing=*]
Statistics [NW/ W]	[Valid=45 /-] [Invalid=3167 /-]

Value	Label	Cases	Percentage
1	Yes	37	<div><div></div></div> 82.2%
2	No	8	<div><div></div></div> 17.8%
Sysmiss		3167	

Warning: these figures indicate the number of cases found in the data file. They cannot be interpreted as summary statistics of the population of interest.

s6dq17b: 17b. Community members contributed in kind by serving in the project committee?

Information	[Type= discrete] [Format=numeric] [Range= 1-2] [Missing=*]
Statistics [NW/ W]	[Valid=45 /-] [Invalid=3167 /-]

Value	Label	Cases	Percentage
1	Yes	4	<div><div></div></div> 8.9%
2	No	41	<div><div></div></div> 91.1%
Sysmiss		3167	

Warning: these figures indicate the number of cases found in the data file. They cannot be interpreted as summary statistics of the population of interest.

s6dq17c: 17c. Community members contributed in kind with material input?

Information	[Type= discrete] [Format=numeric] [Range= 1-2] [Missing=*]
Statistics [NW/ W]	[Valid=45 /-] [Invalid=3167 /-]

Value	Label	Cases	Percentage
1	Yes	12	<div><div></div></div> 26.7%
2	No	33	<div><div></div></div> 73.3%
Sysmiss		3167	

Warning: these figures indicate the number of cases found in the data file. They cannot be interpreted as summary statistics of the population of interest.

s6dq17d: 17d. Community members contributed in kind in other ways

Information	[Type= discrete] [Format=numeric] [Range= 1-2] [Missing=*]
Statistics [NW/ W]	[Valid=45 /-] [Invalid=3167 /-]

Value	Label	Cases	Percentage
1	Yes	9	<div><div></div></div> 20.0%
2	No	36	<div><div></div></div> 80.0%
Sysmiss		3167	

Warning: these figures indicate the number of cases found in the data file. They cannot be interpreted as summary statistics of the population of interest.

File : CSEC6E**# Final_EA_code: Enumeration Area Unique identifier****Information** [Type= discrete] [Format=character] [Missing=*]**Statistics [NW/ W]** [Valid=1535 /-] [Invalid=0 /-]

Value	Label	Cases	Percentage	
101204020501		5		0.3%
102101040201		5		0.3%
102101080210		5		0.3%
102102020513		5		0.3%
102102050406		5		0.3%
102102060108		5		0.3%
102102080506		5		0.3%
102103010916		5		0.3%
102103041252		5		0.3%
102103050203		5		0.3%
102103050439		5		0.3%
102103060631		5		0.3%
102103080303		5		0.3%
102103120844		5		0.3%
102104010236		5		0.3%
102104020103		5		0.3%
102104020313		5		0.3%
102104081332		5		0.3%
102104163014		5		0.3%
102104190357		5		0.3%
102105010613		5		0.3%
102105030701		5		0.3%
102105040650		5		0.3%
102105100433		5		0.3%
102105130528		5		0.3%
102105150507		5		0.3%
103105050501		5		0.3%
103107020109		5		0.3%
104102040606		5		0.3%
104104030820		5		0.3%
104105040311		5		0.3%
104208040401		5		0.3%
105105020108		5		0.3%
106101010605		5		0.3%
106101090206		5		0.3%
106106060103		5		0.3%
107202060102		5		0.3%
107302030503		5		0.3%
107305070203		5		0.3%
107402030203		5		0.3%
107403060301		5		0.3%

File : CSEC6E

Final_EA_code: Enumeration Area Unique identifier

Value	Label	Cases	Percentage
108106030909		5	0.3%
108301010115		5	0.3%
108301050512		5	0.3%
110203060109		5	0.3%
110204010703		5	0.3%
110206030911		5	0.3%
110207040309		5	0.3%
110305010603		5	0.3%
110306010205		5	0.3%
111102010811		5	0.3%
111202040320		5	0.3%
111202061528		5	0.3%
112102030202		5	0.3%
112104021001		5	0.3%
112204030107		5	0.3%
113105040201		5	0.3%
113105050532		5	0.3%
113111020505		5	0.3%
113113020418		5	0.3%
113113060242		5	0.3%
113301010130		5	0.3%
113301050411		5	0.3%
113406060107		5	0.3%
113604010110		5	0.3%
115103020402		5	0.3%
115104030401		5	0.3%
115202070303		5	0.3%
115206030602		5	0.3%
115303040507		5	0.3%
115303050716		5	0.3%
116102050101		5	0.3%
117106050206		5	0.3%
117201050401		5	0.3%
117202080201		5	0.3%
117301041130		5	0.3%
117301041137		5	0.3%
117302030901		5	0.3%
117302060527		5	0.3%
118101041020		5	0.3%
119104030404		5	0.3%
120106010101		5	0.3%
122102060404		5	0.3%
122105020311		5	0.3%

File : CSEC6E

Final_EA_code: Enumeration Area Unique identifier

Value	Label	Cases	Percentage
122106021812		5	0.3%
123110030105		5	0.3%
124101050211		5	0.3%
124101050312		5	0.3%
124103021620		5	0.3%
124104040103		5	0.3%
124107010620		5	0.3%
124108021108		5	0.3%
125105010702		5	0.3%
201203010310		5	0.3%
201206020507		5	0.3%
201210090210		5	0.3%
202205030602		5	0.3%
203202030310		5	0.3%
203202040303		5	0.3%
203301010111		5	0.3%
204101030213		5	0.3%
204102040514		5	0.3%
204203010514		5	0.3%
204301010302		5	0.3%
204301020206		5	0.3%
204301030308		5	0.3%
204302051318		5	0.3%
205101020309		5	0.3%
205101030109		5	0.3%
205107030213		5	0.3%
207104010604		5	0.3%
208102140202		5	0.3%
208107130101		5	0.3%
208202080102		5	0.3%
209201010506		5	0.3%
210306040101		5	0.3%
210306040102		5	0.3%
211105030205		5	0.3%
211106070404		5	0.3%
211107030208		5	0.3%
212104030611		5	0.3%
212105040709		5	0.3%
212202010105		5	0.3%
212305020404		5	0.3%
214101040303		5	0.3%
214101060404		5	0.3%
214102020611		5	0.3%

File : CSEC6E

Final_EA_code: Enumeration Area Unique identifier

Value	Label	Cases	Percentage
214108010504		5	0.3%
214113010305		5	0.3%
214114030515		5	0.3%
215109020818		5	0.3%
215115020203		5	0.3%
215120020808		5	0.3%
216202030604		5	0.3%
218103021305		5	0.3%
218115040101		5	0.3%
219103120104		5	0.3%
219103170202		5	0.3%
221109020302		5	0.3%
221109050505		5	0.3%
222111021102		5	0.3%
223108100606		5	0.3%
223120020410		5	0.3%
223121010401		5	0.3%
223121030202		5	0.3%
223126011515		5	0.3%
223128010204		5	0.3%
223135040509		5	0.3%
224105051111		5	0.3%
225103041522		5	0.3%
225114032604		5	0.3%
226101010214		5	0.3%
226102050810		5	0.3%
226104040305		5	0.3%
226105051005		5	0.3%
228102030405		5	0.3%
229104021009		5	0.3%
230105010304		5	0.3%
230105040506		5	0.3%
230109050511		5	0.3%
232101040606		5	0.3%
232203040502		5	0.3%
302101021503		5	0.3%
302201050803		5	0.3%
302204050508		5	0.3%
302205050202		5	0.3%
302303070505		5	0.3%
303201020510		5	0.3%
303202060606		5	0.3%
303204050605		5	0.3%

File : CSEC6E

Final_EA_code: Enumeration Area Unique identifier

Value	Label	Cases	Percentage
303402040806		5	0.3%
303404010207		5	0.3%
303404030404		5	0.3%
303405070316		5	0.3%
303405071314		5	0.3%
303503041111		5	0.3%
303504020504		5	0.3%
304102010107		5	0.3%
304204020110		5	0.3%
304301040405		5	0.3%
306201010103		5	0.3%
306203010305		5	0.3%
306204010301		5	0.3%
306204020605		5	0.3%
307108020605		5	0.3%
307108030304		5	0.3%
307108030708		5	0.3%
307108030908		5	0.3%
307202030201		5	0.3%
308102060619		5	0.3%
309103050101		5	0.3%
309104050403		5	0.3%
309204060609		5	0.3%
310102021618		5	0.3%
310202030204		5	0.3%
310306030909		5	0.3%
310306040802		5	0.3%
310306041001		5	0.3%
311102010107		5	0.3%
311103020202		5	0.3%
311105051111		5	0.3%
311202010102		5	0.3%
312105020216		5	0.3%
313102050501		5	0.3%
313104010108		5	0.3%
314101030304		5	0.3%
314103040301		5	0.3%
314105010202		5	0.3%
315105030209		5	0.3%
317101010205		5	0.3%
317103020201		5	0.3%
317107051210		5	0.3%
318102020202		5	0.3%

File : CSEC6E

Final_EA_code: Enumeration Area Unique identifier

Value	Label	Cases	Percentage
318103020406		5	0.3%
318112010303		5	0.3%
318114020701		5	0.3%
318116050101		5	0.3%
319105080306		5	0.3%
319107020203		5	0.3%
319203030409		5	0.3%
320102020601		5	0.3%
320102040601		5	0.3%
320108080103		5	0.3%
321103040514		5	0.3%
321105050214		5	0.3%
321106010504		5	0.3%
321107061709		5	0.3%
322108020610		5	0.3%
322111041206		5	0.3%
323104030201		5	0.3%
323106040915		5	0.3%
323108030411		5	0.3%
324101011403		5	0.3%
324104010503		5	0.3%
325101020514		5	0.3%
325103060113		5	0.3%
325103060210		5	0.3%
325107010301		5	0.3%
327103030510		5	0.3%
327106020513		5	0.3%
329106020616		5	0.3%
330107010101		5	0.3%
330110010403		5	0.3%
402208050714		5	0.3%
402210030714		5	0.3%
403101020501		5	0.3%
403105050205		5	0.3%
403201020515		5	0.3%
403301030215		5	0.3%
404102030405		5	0.3%
404207040904		5	0.3%
404403030304		5	0.3%
405104020509		5	0.3%
405203030403		5	0.3%
405211011114		5	0.3%
405301040904		5	0.3%

File : CSEC6E

Final_EA_code: Enumeration Area Unique identifier

Value	Label	Cases	Percentage
405302030405		5	0.3%
406108040102		5	0.3%
406201020310		5	0.3%
406210060603		5	0.3%
406212010207		5	0.3%
406303070608		5	0.3%
407106021906		5	0.3%
408102011215		5	0.3%
408112020621		5	0.3%
408113040517		5	0.3%
409101040104		5	0.3%
409203050902		5	0.3%
409301030405		5	0.3%
410101040507		5	0.3%
410201010654		5	0.3%
410201010733		5	0.3%
410303060103		5	0.3%
411203020101		5	0.3%
411302020404		5	0.3%
411402020404		5	0.3%
411403030809		5	0.3%
412103070506		5	0.3%
412201070408		5	0.3%
412203040507		5	0.3%
414116010603		5	0.3%
415105020404		5	0.3%
415106081213		5	0.3%
415110040403		5	0.3%
415114070301		5	0.3%
415115040706		5	0.3%
417102010602		5	0.3%
417103010710		5	0.3%
417107030404		5	0.3%
417109040205		5	0.3%
417201010905		5	0.3%
417202010210		5	0.3%
418104030103		5	0.3%
418201020305		5	0.3%
418202010203		5	0.3%
418209070214		5	0.3%
419204020202		5	0.3%
420107040304		5	0.3%
420108030901		5	0.3%

File : CSEC6E

Final_EA_code: Enumeration Area Unique identifier

Value	Label	Cases	Percentage
422102010506		5	0.3%
422107010808		5	0.3%
423110010602		5	0.3%
424105020201		5	0.3%
426202040101		5	0.3%
427202040214		5	0.3%
428111030515		5	0.3%
432205040203		5	0.3%

Warning: these figures indicate the number of cases found in the data file. They cannot be interpreted as summary statistics of the population of interest.

interview__id: Unique 32-character long identifier of the interview

Information	[Type= discrete] [Format=character] [Missing=*]
Statistics [NW/ W]	[Valid=1535 /-] [Invalid=0 /-]

Value	Label	Cases	Percentage
05a0fe0e9f714c0t		5	0.3%
05f078de3c20400		5	0.3%
07ae8f7297234ae		5	0.3%
0878b9ca320646c		5	0.3%
098b64d5f62d444		5	0.3%
09bfa283100c462		5	0.3%
0aee3535b7234e0		5	0.3%
0b08b47250b441c		5	0.3%
0c7be6801de643e		5	0.3%
0d07cf9a197b4ea		5	0.3%
0d35d167e05a48c		5	0.3%
0e0a6e4e61be4e8		5	0.3%
0f26d7f7b06f4b9		5	0.3%
103ae2d40d654ba		5	0.3%
104d7f9eb5cc429		5	0.3%
1058921f8e3e471		5	0.3%
10e47f214cb7482		5	0.3%
1124288a21f7429		5	0.3%
11324295e37b4bc		5	0.3%
120745e30ae2426		5	0.3%
14b0a6db23fb42a		5	0.3%
14c013df40e448d		5	0.3%
1559b44962074f1		5	0.3%
15d825f70832453		5	0.3%
15daaf897d21429		5	0.3%
165176d72b6e412		5	0.3%
179be7cbf9884e0		5	0.3%
17ad285d62d7495		5	0.3%
18cad48cbad4438		5	0.3%
19e17412e1bb43c		5	0.3%

File : CSEC6E

interview__id: Unique 32-character long identifier of the interview

Value	Label	Cases	Percentage
1a7113db20214df		5	0.3%
1abf78b9247749b		5	0.3%
1b8cc2c21714481		5	0.3%
1d1c39bd455d40e		5	0.3%
1eb5ffb1eeb14468		5	0.3%
1f82d12a97c5472		5	0.3%
1f9751e8115d473		5	0.3%
20b3dc70a2ef47ff		5	0.3%
22079ff2853f489c		5	0.3%
22305ac5a3e1460		5	0.3%
2298e1b9396042c		5	0.3%
23f6bb268b504e5		5	0.3%
24dff56428de471e		5	0.3%
2687e3cb2fe0474		5	0.3%
26be7462ce5e43d		5	0.3%
26eef9075b7349a		5	0.3%
26f0c6653b8b4c1		5	0.3%
293ecee7a80a482		5	0.3%
29cc9b2639524c4		5	0.3%
2b8544e9cb7347f		5	0.3%
2bc65237da7d4f7		5	0.3%
2bea2c4985dd4f4		5	0.3%
2c2b89bb4ed2475		5	0.3%
2c4950efbc4f485c		5	0.3%
2c5000cc7fa54dbb		5	0.3%
2c7dff734efc4ccb		5	0.3%
2c8f787219df44a8		5	0.3%
2d21136097a4458		5	0.3%
2f0258e282264dd		5	0.3%
2f3dadda9c4d49b		5	0.3%
303f41c72565478		5	0.3%
30b9d5e1f9fe43dc		5	0.3%
30fa92d582c34ff8		5	0.3%
312a435313e240e		5	0.3%
31a3f66b5452449		5	0.3%
32bb43e6ccef4255		5	0.3%
333db34cb097445		5	0.3%
34533291de9b4e3		5	0.3%
349edf6fc6cb49dc		5	0.3%
34efbcd896549f7		5	0.3%
362ff1525f0b427c		5	0.3%
369a2e686b0641f		5	0.3%
37c7d386630e44f		5	0.3%

File : CSEC6E

interview__id: Unique 32-character long identifier of the interview

Value	Label	Cases	Percentage
391f45ad2d3548e		5	0.3%
39627200a32c462		5	0.3%
39e38a8716404f4		5	0.3%
3a542ba2ee9a46d		5	0.3%
3ac09195350c451		5	0.3%
3b3c7af2481243f		5	0.3%
3ce08aeb981a41a		5	0.3%
3cf0a1fa46ae4682		5	0.3%
3d61703566614f4		5	0.3%
3f41cdc7f4484a90		5	0.3%
40927a9f8da44e0		5	0.3%
41d507da42f24fa		5	0.3%
44c8e8b546fa4e9		5	0.3%
4582b29c263744c		5	0.3%
45e2495043be477		5	0.3%
468987393fd4448		5	0.3%
46bc8364e56f4e2		5	0.3%
481f3d44d4074b5		5	0.3%
49123f99dd9b486		5	0.3%
4936d20fd0be487		5	0.3%
49d2684cbd464ee		5	0.3%
4af38353df164c5		5	0.3%
4b07af9a7bac483		5	0.3%
4b14fdfdc4154af5		5	0.3%
4dd40973252a4df		5	0.3%
4e6fd738620241a		5	0.3%
50a0e9476f3f494		5	0.3%
51986b54676d4e3		5	0.3%
527a88628b1c424		5	0.3%
5300060198c04c3		5	0.3%
53fa8063d7db498		5	0.3%
54d04063673a4a7		5	0.3%
559f5482d2fa4c7		5	0.3%
55b84b9565e6420		5	0.3%
56225232b30346		5	0.3%
57061e3264f8499		5	0.3%
58cf916082f84b1		5	0.3%
58d95fc30734424		5	0.3%
59accfcd4d542a2		5	0.3%
5a30e64718014fc		5	0.3%
5b2bb8ba8da5434		5	0.3%
5b3c6ba74736462		5	0.3%
5c104965b505425		5	0.3%

File : CSEC6E

interview__id: Unique 32-character long identifier of the interview

Value	Label	Cases	Percentage
5c166c1642f340b		5	0.3%
5ed8795ec990433		5	0.3%
5f625ed846014f1		5	0.3%
5f9671150b6c4d8		5	0.3%
5f9c80627104486		5	0.3%
5fd0f31f330a49a7		5	0.3%
608bfd2bd5f8412		5	0.3%
61dc08d3c51a46b		5	0.3%
61e4b68c15e0457		5	0.3%
62af21468f5b4edl		5	0.3%
62f01c4bc6cf48c7		5	0.3%
63ef3bf75fef4be6		5	0.3%
645e8f52e0284da		5	0.3%
652892d80eef4dc		5	0.3%
6576b15a95a0431		5	0.3%
6596c2921b4f49f		5	0.3%
65e342045671412		5	0.3%
663e019dae8f42e		5	0.3%
664e98a3af9c465		5	0.3%
67ac1b9b59384c0		5	0.3%
67d77e0fbf754e2		5	0.3%
68984e8f107b4fc1		5	0.3%
68b87f690c5e4d4		5	0.3%
69fdbce170a3499		5	0.3%
6aac54099d5446c		5	0.3%
6be18dc7379a4d8		5	0.3%
6cb2e1bf1182402		5	0.3%
6d561d7e1bb34b0		5	0.3%
6d6546ea45a24cc		5	0.3%
6e7a08685b68404		5	0.3%
6ec8cecb648e4b6		5	0.3%
6fb3d5bdc87496		5	0.3%
712dd05dfdf54bc		5	0.3%
73b6584e55df47e		5	0.3%
73edb914e5ec4a6		5	0.3%
74879a94288749c		5	0.3%
75df2b5c7d6b492		5	0.3%
76a347dba3c945d		5	0.3%
77b63a2a3a5846c		5	0.3%
78b1f1144ce740d		5	0.3%
7934cfadf18a4020		5	0.3%
7a92a755edec4d6		5	0.3%
7af284e10f40460		5	0.3%

File : CSEC6E

interview__id: Unique 32-character long identifier of the interview

Value	Label	Cases	Percentage
7b71511069ca41c		5	0.3%
7b91ac7196d446f		5	0.3%
7ceaac984dc4433		5	0.3%
7f25311583624b7		5	0.3%
80c5e48699bc48b		5	0.3%
81def38cfed24edc		5	0.3%
81f2300746cc4b0		5	0.3%
824efbe20846431		5	0.3%
825a4d9c10674fb		5	0.3%
82e2ee46332f4f5c		5	0.3%
865a0a2dd0d442a		5	0.3%
87d1a29404f2409		5	0.3%
8b2193d437e6485		5	0.3%
8c60b24c5d69455		5	0.3%
8da56015c708420		5	0.3%
8ed0e75643204d2		5	0.3%
8f69cfcd9bea4a2a		5	0.3%
909b86e277fe480		5	0.3%
91e89e7118c041f		5	0.3%
92722375ee7a482		5	0.3%
93268921598f4e9		5	0.3%
942d21651db145e		5	0.3%
94a28a335ad8409		5	0.3%
94ae3c15a2df4270		5	0.3%
94d6a92de2aa418		5	0.3%
94e8fb8cab7846d		5	0.3%
977cf8b59c214cd		5	0.3%
9836e079cdd949e		5	0.3%
987cf3a3f3f04a53		5	0.3%
989fa310b635456		5	0.3%
98c92ebc81274b4		5	0.3%
98ff8b8f6835485f		5	0.3%
991ea35afb8c4a5b		5	0.3%
9ae38f33171f4fb8		5	0.3%
9b29a92d6753467		5	0.3%
9c42c15316c0441		5	0.3%
9c877a6abcc44e2		5	0.3%
9ecbe56df9f249d5		5	0.3%
9ef24898f0e04e6f		5	0.3%
a03a17e845b8444		5	0.3%
a0525377534b48f		5	0.3%
a221543631f5448		5	0.3%
a29bda3a56964ba		5	0.3%

File : CSEC6E

interview__id: Unique 32-character long identifier of the interview

Value	Label	Cases	Percentage
a3908ba3b92f4fe1		5	0.3%
a4729f20438e493		5	0.3%
a5e08a9b2416439		5	0.3%
a93651e6ad8d4de		5	0.3%
a9b092b3952f4ec		5	0.3%
aeefbdde40724ba		5	0.3%
b00970f7c1fd483		5	0.3%
b0b5ef4a81ee422		5	0.3%
b0cd107e76604c5		5	0.3%
b105a36a56b84f6		5	0.3%
b136b27d911942		5	0.3%
b137ae14a69249f		5	0.3%
b2e36352f5d9409		5	0.3%
b330812745fa4e7		5	0.3%
b341d8d4669945		5	0.3%
b4251f797f5f478		5	0.3%
b562c88957c5417		5	0.3%
b59699570a7a45a		5	0.3%
b60db776f7044c0		5	0.3%
b6beade8c2fb4ba		5	0.3%
b6c120c8e36f4d4		5	0.3%
b71b6b7c544e41f		5	0.3%
b92db033a86e4ab		5	0.3%
bad2132fae8a424		5	0.3%
bb6db2bb7e894ee		5	0.3%
bb91dac00ca941a		5	0.3%
bbb3f63e02a24e3		5	0.3%
bbd5aebfc1a54cfe		5	0.3%
bcc6e03bb2a5433		5	0.3%
bcf4623a365e435		5	0.3%
bfade52afbbe499		5	0.3%
bfc868c5c591428		5	0.3%
c015bae305344f9		5	0.3%
c14a86da4ace406		5	0.3%
c1a22955cf934b9		5	0.3%
c208d41946924e2		5	0.3%
c2a083238ac94fc		5	0.3%
c3356144806643		5	0.3%
c40d2554992447		5	0.3%
c5a985e708a7459		5	0.3%
c7bcab112852484		5	0.3%
c997c4379310457		5	0.3%
c9f3e3b01148416		5	0.3%

File : CSEC6E

interview__id: Unique 32-character long identifier of the interview

Value	Label	Cases	Percentage
ca4736d2f7a74a89		5	0.3%
caa6f80f888744d0		5	0.3%
cbe3a418c67c437		5	0.3%
cc8047dc8a484aa		5	0.3%
cd1474d77fac421		5	0.3%
ce05dd69d60e43e		5	0.3%
ce31748c847d40a		5	0.3%
cedfce2c57e641d1		5	0.3%
d091d72bf34743f		5	0.3%
d4b645c8dabe4a1		5	0.3%
d4e9ef0dc2b74bf2		5	0.3%
d56d66a6c7584c2		5	0.3%
d63a27ac1a6d4af3		5	0.3%
d63ba4eb8a1c4a0		5	0.3%
d6aa486f005240b		5	0.3%
d7b1236aabb94f6		5	0.3%
d7df893335d04af		5	0.3%
d84f5f9e3a694d3c		5	0.3%
d8e480e0083545f		5	0.3%
d983e831143f41a		5	0.3%
da5e5ab5a00e480		5	0.3%
da7a73e6a465427		5	0.3%
db979bdcd2e148f		5	0.3%
dc1776a9a0e14f4		5	0.3%
dda5335ce205431		5	0.3%
df04ee2c0e3a4107		5	0.3%
dfbc222d6117426		5	0.3%
e106494d0ae84f2		5	0.3%
e23a30e088d1453		5	0.3%
e24222c61b9f456		5	0.3%
e282714b05cb42t		5	0.3%
e3166e34b04d473		5	0.3%
e4d52a1c0a1148d		5	0.3%
e4ddc650064a4c0		5	0.3%
e614b8ae67d44c8		5	0.3%
e61b5559a1b4404		5	0.3%
e6d0819875ec42e		5	0.3%
e77d4f6292d2475		5	0.3%
e86a2ea031ca4f9c		5	0.3%
e8b86f9566254e7		5	0.3%
e90883e23667495		5	0.3%
e9acfec9f50e43a8		5	0.3%
e9e027640d2a450		5	0.3%

File : CSEC6E

interview__id: Unique 32-character long identifier of the interview

Value	Label	Cases	Percentage
e9ee6e0d15b54db		5	0.3%
eb8f3695097d4ec		5	0.3%
ebb0b322a786451		5	0.3%
ed628650c92d451		5	0.3%
ee245be814ce483		5	0.3%
ef0a2c1050d9446		5	0.3%
f11ff6935d374a37		5	0.3%
f2753e0a1ee1407a		5	0.3%
f310f9362b1e429c		5	0.3%
f4f37a3e35c44dc4		5	0.3%
f7c8666f68b2434a		5	0.3%
fa6d43e574104db		5	0.3%
fad0449bb4f0427b		5	0.3%
fbdb75a9b0ab4f6c		5	0.3%
fc8c4458e87f4d78		5	0.3%
fd96d6f934ab457c		5	0.3%
fe36e5eff69c4cb2		5	0.3%
ff38ebd77e0b421a		5	0.3%
ffc83c8361694f8c		5	0.3%

Warning: these figures indicate the number of cases found in the data file. They cannot be interpreted as summary statistics of the population of interest.

Communal_Resource_id: Type of resource (roster)

Information	[Type= discrete] [Format=numeric] [Range= 101-105] [Missing=*]		
Statistics [NW/ W]	[Valid=1535 /-] [Invalid=0 /-]		
Value	Label	Cases	Percentage
101	Crop Land	307	20.0%
102	Forest	307	20.0%
103	Pasture	307	20.0%
104	Water Body: Specify	307	20.0%
105	Other	307	20.0%

Warning: these figures indicate the number of cases found in the data file. They cannot be interpreted as summary statistics of the population of interest.

s6eq01: Does the community own any communal [RESOURCE]?

Information	[Type= discrete] [Format=numeric] [Range= 1-2] [Missing=*]		
Statistics [NW/ W]	[Valid=1418 /-] [Invalid=117 /-]		
Value	Label	Cases	Percentage
1	Yes	43	3.0%
2	No	1375	97.0%
Sysmiss		117	

Warning: these figures indicate the number of cases found in the data file. They cannot be interpreted as summary statistics of the population of interest.

s6eq02: 2. Is the community able to determine independently the rules of access and use

Information	[Type= discrete] [Format=numeric] [Range= 1-2] [Missing=*]		
Statistics [NW/ W]	[Valid=43 /-] [Invalid=1492 /-]		

File : CSEC6E

s6eq02: 2. Is the community able to determine independently the rules of access and use

Value	Label	Cases	Percentage
1	YES	35	<div><div></div></div> 81.4%
2	NO	8	<div><div></div></div> 18.6%
Sysmiss		1492	

Warning: these figures indicate the number of cases found in the data file. They cannot be interpreted as summary statistics of the population of interest.

s6eq03: 3. Is the communal %rosteritle% recognized by the district council?

Information	[Type= discrete] [Format=numeric] [Range= 1-2] [Missing=*]
Statistics [NW/ W]	[Valid=43 /-] [Invalid=1492 /-]

Value	Label	Cases	Percentage
1	YES	36	<div><div></div></div> 83.7%
2	NO	7	<div><div></div></div> 16.3%
Sysmiss		1492	

Warning: these figures indicate the number of cases found in the data file. They cannot be interpreted as summary statistics of the population of interest.

s6eq04: 4. Is the communal %rosteritle% challenged or disputed by neighboring villages

Information	[Type= discrete] [Format=numeric] [Range= 1-2] [Missing=*]
Statistics [NW/ W]	[Valid=43 /-] [Invalid=1492 /-]

Value	Label	Cases	Percentage
1	YES	3	<div><div></div></div> 7.0%
2	NO	40	<div><div></div></div> 93.0%
Sysmiss		1492	

Warning: these figures indicate the number of cases found in the data file. They cannot be interpreted as summary statistics of the population of interest.

s6eq05: 5. Is the communal %rosteritle% sometimes used by outsiders or neighboring vill

Information	[Type= discrete] [Format=numeric] [Range= 1-2] [Missing=*]
Statistics [NW/ W]	[Valid=43 /-] [Invalid=1492 /-]

Value	Label	Cases	Percentage
1	YES	30	<div><div></div></div> 69.8%
2	NO	13	<div><div></div></div> 30.2%
Sysmiss		1492	

Warning: these figures indicate the number of cases found in the data file. They cannot be interpreted as summary statistics of the population of interest.

s6eq06: 6. Does the community have any specific exclusion mechanism targeted at keeping

Information	[Type= discrete] [Format=numeric] [Range= 1-2] [Missing=*]
Statistics [NW/ W]	[Valid=43 /-] [Invalid=1492 /-]

Value	Label	Cases	Percentage
1	YES	6	<div><div></div></div> 14.0%
2	NO	37	<div><div></div></div> 86.0%
Sysmiss		1492	

Warning: these figures indicate the number of cases found in the data file. They cannot be interpreted as summary statistics of the population of interest.

s6eq07a: How community manage to exclude outsiders from using communal [RESOURCE] (1/3)

Information	[Type= discrete] [Format=numeric] [Range= 1-96] [Missing=*]
Statistics [NW/ W]	[Valid=6 /-] [Invalid=1529 /-]

File : CSEC6E

s6eq07a: How community manage to exclude outsiders from using communal [RESOURCE] (1/3)

Value	Label	Cases	Percentage
1	Use guards	1	16.7%
2	Use the threat of Fine	4	66.7%
3	Religious sanctions	0	
4	Physical punishment	1	16.7%
96	Other	0	
Sysmiss		1529	

Warning: these figures indicate the number of cases found in the data file. They cannot be interpreted as summary statistics of the population of interest.

s6eq07b: How community manage to exclude outsiders from using communal [RESOURCE] (2/3)

Information	[Type= discrete] [Format=numeric] [Range= 1-96] [Missing=*]
Statistics [NW/ W]	[Valid=2 /-] [Invalid=1533 /-]

Value	Label	Cases	Percentage
1	Use guards	0	
2	Use the threat of Fine	2	100.0%
3	Religious sanctions	0	
4	Physical punishment	0	
96	Other	0	
Sysmiss		1533	

Warning: these figures indicate the number of cases found in the data file. They cannot be interpreted as summary statistics of the population of interest.

s6eq07c: How community manage to exclude outsiders from using communal [RESOURCE] (3/3)

Information	[Type= discrete] [Format=numeric] [Range= 1-96] [Missing=*]
Statistics [NW/ W]	[Valid=2 /-] [Invalid=1533 /-]

Value	Label	Cases	Percentage
1	Use guards	1	50.0%
2	Use the threat of Fine	0	
3	Religious sanctions	0	
4	Physical punishment	1	50.0%
96	Other	0	
Sysmiss		1533	

Warning: these figures indicate the number of cases found in the data file. They cannot be interpreted as summary statistics of the population of interest.

s6eq08a: What forms of restriction used of communal [RESOURCE]? (1/3)

Information	[Type= discrete] [Format=numeric] [Range= 1-9] [Missing=*]
Statistics [NW/ W]	[Valid=43 /-] [Invalid=1492 /-]

Value	Label	Cases	Percentage
1	Time restrictions	5	11.6%
2	Limitations on number of users at a given time	3	7.0%
3	Rotation among groups of families	0	
4	No restrictions	29	67.4%
9	Other	6	14.0%
Sysmiss		1492	

Warning: these figures indicate the number of cases found in the data file. They cannot be interpreted as summary statistics of the population of interest.

File : CSEC6E

s6eq08b: What forms of restriction used of communal [RESOURCE]? (2/3)

Information	[Type= discrete] [Format=numeric] [Range= 1-9] [Missing=*]
Statistics [NW/ W]	[Valid=0 /-] [Invalid=1535 /-]

Value	Label	Cases	Percentage
1	Time restrictions	0	
2	Limitations on number of users at a given time	0	
3	Rotation among groups of families	0	
4	No restrictions	0	
9	Other	0	
Sysmiss		1535	

Warning: these figures indicate the number of cases found in the data file. They cannot be interpreted as summary statistics of the population of interest.

s6eq08c: What forms of restriction used of communal [RESOURCE]? (3/3)

Information	[Type= discrete] [Format=numeric] [Range= 1-9] [Missing=*]
Statistics [NW/ W]	[Valid=0 /-] [Invalid=1535 /-]

Value	Label	Cases	Percentage
1	Time restrictions	0	
2	Limitations on number of users at a given time	0	
3	Rotation among groups of families	0	
4	No restrictions	0	
9	Other	0	
Sysmiss		1535	

Warning: these figures indicate the number of cases found in the data file. They cannot be interpreted as summary statistics of the population of interest.

s6eq09a: How does community ensure compliance for communal [RESOURCE]? (1/3)

Information	[Type= discrete] [Format=numeric] [Range= 1-9] [Missing=*]
Statistics [NW/ W]	[Valid=43 /-] [Invalid=1492 /-]

Value	Label	Cases	Percentage
1	Fine	14	32.6%
2	Confiscation of tools/products	3	7.0%
3	Taking away [RESOURCE] use rights	6	14.0%
4	Religious sanctions	0	
5	Social sanctions	0	
6	Physical punishment	2	4.7%
7	Discrimination at future handouts	0	
8	Do nothing	18	41.9%
9	Other	0	
Sysmiss		1492	

Warning: these figures indicate the number of cases found in the data file. They cannot be interpreted as summary statistics of the population of interest.




s6eq09b: How does community ensure compliance for communal [RESOURCE]? (2/3)

Information	[Type= discrete] [Format=numeric] [Range= 1-9] [Missing=*]
Statistics [NW/ W]	[Valid=9 /-] [Invalid=1526 /-]

Value	Label	Cases	Percentage
1	Fine	1	11.1%
2	Confiscation of tools/products	2	22.2%

File : CSEC6E




s6eq09b: How does community ensure compliance for communal [RESOURCE]? (2/3)

Value	Label	Cases	Percentage
3	Taking away [RESOURCE] use rights	3	 33.3%
4	Religious sanctions	0	
5	Social sanctions	0	
6	Physical punishment	2	 22.2%
7	Discrimination at future handouts	0	
8	Do nothing	0	
9	Other	1	 11.1%
Sysmiss		1526	

Warning: these figures indicate the number of cases found in the data file. They cannot be interpreted as summary statistics of the population of interest.

s6eq09c: How does community ensure compliance for communal [RESOURCE]? (3/3)




Information	[Type= discrete] [Format=numeric] [Range= 1-9] [Missing=*]
Statistics [NW/ W]	[Valid=3 /-] [Invalid=1532 /-]

Value	Label	Cases	Percentage
1	Fine	0	
2	Confiscation of tools/products	1	 33.3%
3	Taking away [RESOURCE] use rights	0	
4	Religious sanctions	0	
5	Social sanctions	1	 33.3%
6	Physical punishment	0	
7	Discrimination at future handouts	1	 33.3%
8	Do nothing	0	
9	Other	0	
Sysmiss		1532	

Warning: these figures indicate the number of cases found in the data file. They cannot be interpreted as summary statistics of the population of interest.

s6eq10: 10. In general, how effective are community policies to ensure compliance concer



Information	[Type= discrete] [Format=numeric] [Range= 1-3] [Missing=*]
Statistics [NW/ W]	[Valid=43 /-] [Invalid=1492 /-]

Value	Label	Cases	Percentage
1	Not Effective	16	 37.2%
2	Somewhat Effective	8	 18.6%
3	Fully Effective	19	 44.2%
Sysmiss		1492	

Warning: these figures indicate the number of cases found in the data file. They cannot be interpreted as summary statistics of the population of interest.

s6eq11: 11. In the past 12 months , has government taken over any communal %rosteritle%

Information	[Type= discrete] [Format=numeric] [Range= 1-2] [Missing=*]
Statistics [NW/ W]	[Valid=43 /-] [Invalid=1492 /-]

Value	Label	Cases	Percentage
1	YES	4	 9.3%
2	NO	39	 90.7%
Sysmiss		1492	

Warning: these figures indicate the number of cases found in the data file. They cannot be interpreted as summary statistics of the population of interest.

File : CSEC6E

s6eq12: 12. What was the reason for the government takeover?

Information	[Type= discrete] [Format=numeric] [Range= 1-9] [Missing=*]
Statistics [NW/ W]	[Valid=4 /-] [Invalid=1531 /-]

Value	Label	Cases	Percentage
1	Initiate agricultural scheme	0	
2	Construct public facilities	0	
3	Convert into forest reserve	0	
4	Convert into national park land	0	
5	Convert into wildlife park land	0	
9	Other	4	100.0%
Sysmiss		1531	

Warning: these figures indicate the number of cases found in the data file. They cannot be interpreted as summary statistics of the population of interest.

s6eq13: 13. In the past 12 months , has a neigh-boring village taken over any communal %

Information	[Type= discrete] [Format=numeric] [Range= 1-2] [Missing=*]
Statistics [NW/ W]	[Valid=43 /-] [Invalid=1492 /-]

Value	Label	Cases	Percentage
1	YES	0	
2	NO	43	100.0%
Sysmiss		1492	

Warning: these figures indicate the number of cases found in the data file. They cannot be interpreted as summary statistics of the population of interest.

s6eq14: 14. Did the community lose rights to previously communal %rosteritle% following

Information	[Type= discrete] [Format=numeric] [Range= 1-2] [Missing=*]
Statistics [NW/ W]	[Valid=0 /-] [Invalid=1535 /-]

Value	Label	Cases	Percentage
1	YES	0	
2	NO	0	
Sysmiss		1535	

Warning: these figures indicate the number of cases found in the data file. They cannot be interpreted as summary statistics of the population of interest.

File : CSEC11_0

Final_EA_code: Enumeration Area Unique identifier

Information [Type= discrete] [Format=character] [Missing=*]

Statistics [NW/ W] [Valid=307 /-] [Invalid=0 /-]

Value	Label	Cases	Percentage
101204020501		1	0.3%
102101040201		1	0.3%
102101080210		1	0.3%
102102020513		1	0.3%
102102050406		1	0.3%
102102060108		1	0.3%
102102080506		1	0.3%
102103010916		1	0.3%
102103041252		1	0.3%
102103050203		1	0.3%
102103050439		1	0.3%
102103060631		1	0.3%
102103080303		1	0.3%
102103120844		1	0.3%
102104010236		1	0.3%
102104020103		1	0.3%
102104020313		1	0.3%
102104081332		1	0.3%
102104163014		1	0.3%
102104190357		1	0.3%
102105010613		1	0.3%
102105030701		1	0.3%
102105040650		1	0.3%
102105100433		1	0.3%
102105130528		1	0.3%
102105150507		1	0.3%
103105050501		1	0.3%
103107020109		1	0.3%
104102040606		1	0.3%
104104030820		1	0.3%
104105040311		1	0.3%
104208040401		1	0.3%
105105020108		1	0.3%
106101010605		1	0.3%
106101090206		1	0.3%
106106060103		1	0.3%
107202060102		1	0.3%
107302030503		1	0.3%
107305070203		1	0.3%
107402030203		1	0.3%
107403060301		1	0.3%

File : CSEC11_0

Final_EA_code: Enumeration Area Unique identifier

Value	Label	Cases	Percentage
108106030909		1	0.3%
108301010115		1	0.3%
108301050512		1	0.3%
110203060109		1	0.3%
110204010703		1	0.3%
110206030911		1	0.3%
110207040309		1	0.3%
110305010603		1	0.3%
110306010205		1	0.3%
111102010811		1	0.3%
111202040320		1	0.3%
111202061528		1	0.3%
112102030202		1	0.3%
112104021001		1	0.3%
112204030107		1	0.3%
113105040201		1	0.3%
113105050532		1	0.3%
113111020505		1	0.3%
113113020418		1	0.3%
113113060242		1	0.3%
113301010130		1	0.3%
113301050411		1	0.3%
113406060107		1	0.3%
113604010110		1	0.3%
115103020402		1	0.3%
115104030401		1	0.3%
115202070303		1	0.3%
115206030602		1	0.3%
115303040507		1	0.3%
115303050716		1	0.3%
116102050101		1	0.3%
117106050206		1	0.3%
117201050401		1	0.3%
117202080201		1	0.3%
117301041130		1	0.3%
117301041137		1	0.3%
117302030901		1	0.3%
117302060527		1	0.3%
118101041020		1	0.3%
119104030404		1	0.3%
120106010101		1	0.3%
122102060404		1	0.3%
122105020311		1	0.3%

File : CSEC11_0**# Final_EA_code: Enumeration Area Unique identifier**

Value	Label	Cases	Percentage
122106021812		1	0.3%
123110030105		1	0.3%
124101050211		1	0.3%
124101050312		1	0.3%
124103021620		1	0.3%
124104040103		1	0.3%
124107010620		1	0.3%
124108021108		1	0.3%
125105010702		1	0.3%
201203010310		1	0.3%
201206020507		1	0.3%
201210090210		1	0.3%
202205030602		1	0.3%
203202030310		1	0.3%
203202040303		1	0.3%
203301010111		1	0.3%
204101030213		1	0.3%
204102040514		1	0.3%
204203010514		1	0.3%
204301010302		1	0.3%
204301020206		1	0.3%
204301030308		1	0.3%
204302051318		1	0.3%
205101020309		1	0.3%
205101030109		1	0.3%
205107030213		1	0.3%
207104010604		1	0.3%
208102140202		1	0.3%
208107130101		1	0.3%
208202080102		1	0.3%
209201010506		1	0.3%
210306040101		1	0.3%
210306040102		1	0.3%
211105030205		1	0.3%
211106070404		1	0.3%
211107030208		1	0.3%
212104030611		1	0.3%
212105040709		1	0.3%
212202010105		1	0.3%
212305020404		1	0.3%
214101040303		1	0.3%
214101060404		1	0.3%
214102020611		1	0.3%

File : CSEC11_0**# Final_EA_code: Enumeration Area Unique identifier**

Value	Label	Cases	Percentage
214108010504		1	0.3%
214113010305		1	0.3%
214114030515		1	0.3%
215109020818		1	0.3%
215115020203		1	0.3%
215120020808		1	0.3%
216202030604		1	0.3%
218103021305		1	0.3%
218115040101		1	0.3%
219103120104		1	0.3%
219103170202		1	0.3%
221109020302		1	0.3%
221109050505		1	0.3%
222111021102		1	0.3%
223108100606		1	0.3%
223120020410		1	0.3%
223121010401		1	0.3%
223121030202		1	0.3%
223126011515		1	0.3%
223128010204		1	0.3%
223135040509		1	0.3%
224105051111		1	0.3%
225103041522		1	0.3%
225114032604		1	0.3%
226101010214		1	0.3%
226102050810		1	0.3%
226104040305		1	0.3%
226105051005		1	0.3%
228102030405		1	0.3%
229104021009		1	0.3%
230105010304		1	0.3%
230105040506		1	0.3%
230109050511		1	0.3%
232101040606		1	0.3%
232203040502		1	0.3%
302101021503		1	0.3%
302201050803		1	0.3%
302204050508		1	0.3%
302205050202		1	0.3%
302303070505		1	0.3%
303201020510		1	0.3%
303202060606		1	0.3%
303204050605		1	0.3%

File : CSEC11_0**# Final_EA_code: Enumeration Area Unique identifier**

Value	Label	Cases	Percentage
303402040806		1	0.3%
303404010207		1	0.3%
303404030404		1	0.3%
303405070316		1	0.3%
303405071314		1	0.3%
303503041111		1	0.3%
303504020504		1	0.3%
304102010107		1	0.3%
304204020110		1	0.3%
304301040405		1	0.3%
306201010103		1	0.3%
306203010305		1	0.3%
306204010301		1	0.3%
306204020605		1	0.3%
307108020605		1	0.3%
307108030304		1	0.3%
307108030708		1	0.3%
307108030908		1	0.3%
307202030201		1	0.3%
308102060619		1	0.3%
309103050101		1	0.3%
309104050403		1	0.3%
309204060609		1	0.3%
310102021618		1	0.3%
310202030204		1	0.3%
310306030909		1	0.3%
310306040802		1	0.3%
310306041001		1	0.3%
311102010107		1	0.3%
311103020202		1	0.3%
311105051111		1	0.3%
311202010102		1	0.3%
312105020216		1	0.3%
313102050501		1	0.3%
313104010108		1	0.3%
314101030304		1	0.3%
314103040301		1	0.3%
314105010202		1	0.3%
315105030209		1	0.3%
317101010205		1	0.3%
317103020201		1	0.3%
317107051210		1	0.3%
318102020202		1	0.3%

File : CSEC11_0**# Final_EA_code: Enumeration Area Unique identifier**

Value	Label	Cases	Percentage
318103020406		1	0.3%
318112010303		1	0.3%
318114020701		1	0.3%
318116050101		1	0.3%
319105080306		1	0.3%
319107020203		1	0.3%
319203030409		1	0.3%
320102020601		1	0.3%
320102040601		1	0.3%
320108080103		1	0.3%
321103040514		1	0.3%
321105050214		1	0.3%
321106010504		1	0.3%
321107061709		1	0.3%
322108020610		1	0.3%
322111041206		1	0.3%
323104030201		1	0.3%
323106040915		1	0.3%
323108030411		1	0.3%
324101011403		1	0.3%
324104010503		1	0.3%
325101020514		1	0.3%
325103060113		1	0.3%
325103060210		1	0.3%
325107010301		1	0.3%
327103030510		1	0.3%
327106020513		1	0.3%
329106020616		1	0.3%
330107010101		1	0.3%
330110010403		1	0.3%
402208050714		1	0.3%
402210030714		1	0.3%
403101020501		1	0.3%
403105050205		1	0.3%
403201020515		1	0.3%
403301030215		1	0.3%
404102030405		1	0.3%
404207040904		1	0.3%
404403030304		1	0.3%
405104020509		1	0.3%
405203030403		1	0.3%
405211011114		1	0.3%
405301040904		1	0.3%

File : CSEC11_0

Final_EA_code: Enumeration Area Unique identifier

Value	Label	Cases	Percentage
405302030405		1	0.3%
406108040102		1	0.3%
406201020310		1	0.3%
406210060603		1	0.3%
406212010207		1	0.3%
406303070608		1	0.3%
407106021906		1	0.3%
408102011215		1	0.3%
408112020621		1	0.3%
408113040517		1	0.3%
409101040104		1	0.3%
409203050902		1	0.3%
409301030405		1	0.3%
410101040507		1	0.3%
410201010654		1	0.3%
410201010733		1	0.3%
410303060103		1	0.3%
411203020101		1	0.3%
411302020404		1	0.3%
411402020404		1	0.3%
411403030809		1	0.3%
412103070506		1	0.3%
412201070408		1	0.3%
412203040507		1	0.3%
414116010603		1	0.3%
415105020404		1	0.3%
415106081213		1	0.3%
415110040403		1	0.3%
415114070301		1	0.3%
415115040706		1	0.3%
417102010602		1	0.3%
417103010710		1	0.3%
417107030404		1	0.3%
417109040205		1	0.3%
417201010905		1	0.3%
417202010210		1	0.3%
418104030103		1	0.3%
418201020305		1	0.3%
418202010203		1	0.3%
418209070214		1	0.3%
419204020202		1	0.3%
420107040304		1	0.3%
420108030901		1	0.3%

File : CSEC11_0

Final_EA_code: Enumeration Area Unique identifier

Value	Label	Cases	Percentage
422102010506		1	0.3%
422107010808		1	0.3%
423110010602		1	0.3%
424105020201		1	0.3%
426202040101		1	0.3%
427202040214		1	0.3%
428111030515		1	0.3%
432205040203		1	0.3%

Warning: these figures indicate the number of cases found in the data file. They cannot be interpreted as summary statistics of the population of interest.

interview__id: Unique 32-character long identifier of the interview

Information	[Type= discrete] [Format=character] [Missing=*]
Statistics [NW/ W]	[Valid=307 /-] [Invalid=0 /-]

Value	Label	Cases	Percentage
05a0fe0e9f714c0t		1	0.3%
05f078de3c20400		1	0.3%
07ae8f7297234ae		1	0.3%
0878b9ca320646c		1	0.3%
098b64d5f62d444		1	0.3%
09bfa283100c462		1	0.3%
0aee3535b7234e0		1	0.3%
0b08b47250b441c		1	0.3%
0c7be6801de643e		1	0.3%
0d07cf9a197b4ea		1	0.3%
0d35d167e05a48c		1	0.3%
0e0a6e4e61be4e8		1	0.3%
0f26d7f7b06f4b9		1	0.3%
103ae2d40d654ba		1	0.3%
104d7f9eb5cc429		1	0.3%
1058921f8e3e471		1	0.3%
10e47f214cb7482		1	0.3%
1124288a21f7429		1	0.3%
11324295e37b4bc		1	0.3%
120745e30ae2426		1	0.3%
14b0a6db23fb42a		1	0.3%
14c013df40e448d		1	0.3%
1559b44962074f1		1	0.3%
15d825f70832453		1	0.3%
15daaf897d21429		1	0.3%
165176d72b6e412		1	0.3%
179be7cbf9884e0		1	0.3%
17ad285d62d749f		1	0.3%
18cad48cbad4438		1	0.3%
19e17412e1bb43f		1	0.3%

File : CSEC11_0

interview__id: Unique 32-character long identifier of the interview

Value	Label	Cases	Percentage
1a7113db20214df		1	0.3%
1abf78b9247749b		1	0.3%
1b8cc2c21714481		1	0.3%
1d1c39bd455d40e		1	0.3%
1eb5ffb1eeb14468		1	0.3%
1f82d12a97c5472		1	0.3%
1f9751e8115d473		1	0.3%
20b3dc70a2ef47ff		1	0.3%
22079ff2853f489c		1	0.3%
22305ac5a3e1460		1	0.3%
2298e1b9396042c		1	0.3%
23f6bb268b504e5		1	0.3%
24dff56428de471e		1	0.3%
2687e3cb2fe0474		1	0.3%
26be7462ce5e43d		1	0.3%
26eef9075b7349a		1	0.3%
26f0c6653b8b4c1		1	0.3%
293ecee7a80a482		1	0.3%
29cc9b2639524c4		1	0.3%
2b8544e9cb7347f		1	0.3%
2bc65237da7d4f7		1	0.3%
2bea2c4985dd4f4		1	0.3%
2c2b89bb4ed2475		1	0.3%
2c4950efbc4f485c		1	0.3%
2c5000cc7fa54dbb		1	0.3%
2c7dff734efc4ccb		1	0.3%
2c8f787219df44a8		1	0.3%
2d21136097a4458		1	0.3%
2f0258e282264dd		1	0.3%
2f3dadda9c4d49b		1	0.3%
303f41c72565478		1	0.3%
30b9d5e1f9fe43dc		1	0.3%
30fa92d582c34ff8		1	0.3%
312a435313e240e		1	0.3%
31a3f66b5452449		1	0.3%
32bb43e6ccef4255		1	0.3%
333db34cb097445		1	0.3%
34533291de9b4e3		1	0.3%
349edf6fc6cb49dc		1	0.3%
34efbcd896549f7		1	0.3%
362ff1525f0b427c		1	0.3%
369a2e686b0641f		1	0.3%
37c7d386630e44f		1	0.3%

File : CSEC11_0

interview__id: Unique 32-character long identifier of the interview

Value	Label	Cases	Percentage
391f45ad2d3548e		1	0.3%
39627200a32c462		1	0.3%
39e38a8716404f4		1	0.3%
3a542ba2ee9a46d		1	0.3%
3ac09195350c451		1	0.3%
3b3c7af2481243f		1	0.3%
3ce08aeb981a41a		1	0.3%
3cf0a1fa46ae4682		1	0.3%
3d61703566614f4		1	0.3%
3f41cdc7f4484a90		1	0.3%
40927a9f8da44e0		1	0.3%
41d507da42f24fa		1	0.3%
44c8e8b546fa4e9		1	0.3%
4582b29c263744c		1	0.3%
45e2495043be477		1	0.3%
468987393fd4448		1	0.3%
46bc8364e56f4e2		1	0.3%
481f3d44d4074b5		1	0.3%
49123f99dd9b486		1	0.3%
4936d20fd0be487		1	0.3%
49d2684cbd464ee		1	0.3%
4af38353df164c5		1	0.3%
4b07af9a7bac483		1	0.3%
4b14fdfdc4154af5		1	0.3%
4dd40973252a4df		1	0.3%
4e6fd738620241a		1	0.3%
50a0e9476f3f494		1	0.3%
51986b54676d4e3		1	0.3%
527a88628b1c424		1	0.3%
5300060198c04c3		1	0.3%
53fa8063d7db498		1	0.3%
54d04063673a4a7		1	0.3%
559f5482d2fa4c7		1	0.3%
55b84b9565e6420		1	0.3%
56225232b30346		1	0.3%
57061e3264f8499		1	0.3%
58cf916082f84b1		1	0.3%
58d95fc30734424		1	0.3%
59accfcd4d542a2		1	0.3%
5a30e64718014fc		1	0.3%
5b2bb8ba8da5434		1	0.3%
5b3c6ba74736462		1	0.3%
5c104965b505425		1	0.3%

File : CSEC11_0

interview__id: Unique 32-character long identifier of the interview

Value	Label	Cases	Percentage
5c166c1642f340b		1	0.3%
5ed8795ec990433		1	0.3%
5f625ed846014f1		1	0.3%
5f9671150b6c4d8		1	0.3%
5f9c80627104486		1	0.3%
5fd0f31f330a49a7		1	0.3%
608bfd2bd5f8412		1	0.3%
61dc08d3c51a46b		1	0.3%
61e4b68c15e0457		1	0.3%
62af21468f5b4edl		1	0.3%
62f01c4bc6cf48c7		1	0.3%
63ef3bf75fef4be6		1	0.3%
645e8f52e0284da		1	0.3%
652892d80eef4dc		1	0.3%
6576b15a95a0431		1	0.3%
6596c2921b4f49f		1	0.3%
65e342045671412		1	0.3%
663e019dae8f42e		1	0.3%
664e98a3af9c465		1	0.3%
67ac1b9b59384c0		1	0.3%
67d77e0fbf754e2		1	0.3%
68984e8f107b4fc1		1	0.3%
68b87f690c5e4d4		1	0.3%
69fdbce170a3499		1	0.3%
6aac54099d5446c		1	0.3%
6be18dc7379a4d8		1	0.3%
6cb2e1bf1182402		1	0.3%
6d561d7e1bb34b0		1	0.3%
6d6546ea45a24cc		1	0.3%
6e7a08685b68404		1	0.3%
6ec8cecb648e4b6		1	0.3%
6fb3d5bdc87496		1	0.3%
712dd05dfdf54bc		1	0.3%
73b6584e55df47e		1	0.3%
73edb914e5ec4a6		1	0.3%
74879a94288749c		1	0.3%
75df2b5c7d6b492		1	0.3%
76a347dba3c945d		1	0.3%
77b63a2a3a5846c		1	0.3%
78b1f1144ce740d		1	0.3%
7934cfadf18a4020		1	0.3%
7a92a755edec4d6		1	0.3%
7af284e10f40460		1	0.3%

File : CSEC11_0

interview__id: Unique 32-character long identifier of the interview

Value	Label	Cases	Percentage
7b71511069ca41c		1	0.3%
7b91ac7196d446f		1	0.3%
7ceaac984dc4433		1	0.3%
7f25311583624b7		1	0.3%
80c5e48699bc48b		1	0.3%
81def38cfed24edc		1	0.3%
81f2300746cc4b0		1	0.3%
824efbe20846431		1	0.3%
825a4d9c10674fb		1	0.3%
82e2ee46332f4f5c		1	0.3%
865a0a2dd0d442a		1	0.3%
87d1a29404f2409		1	0.3%
8b2193d437e6485		1	0.3%
8c60b24c5d69455		1	0.3%
8da56015c708420		1	0.3%
8ed0e75643204d2		1	0.3%
8f69cfcd9bea4a2a		1	0.3%
909b86e277fe480		1	0.3%
91e89e7118c041f		1	0.3%
92722375ee7a482		1	0.3%
93268921598f4e9		1	0.3%
942d21651db145e		1	0.3%
94a28a335ad8409		1	0.3%
94ae3c15a2df4270		1	0.3%
94d6a92de2aa418		1	0.3%
94e8fb8cab7846d		1	0.3%
977cf8b59c214cd		1	0.3%
9836e079cdd949e		1	0.3%
987cf3a3f3f04a53		1	0.3%
989fa310b635456		1	0.3%
98c92ebc81274b4		1	0.3%
98ff8b8f6835485f		1	0.3%
991ea35afb8c4a5b		1	0.3%
9ae38f33171f4fb8		1	0.3%
9b29a92d6753467		1	0.3%
9c42c15316c0441		1	0.3%
9c877a6abcc44e2		1	0.3%
9ecbe56df9f249d5		1	0.3%
9ef24898f0e04e6f		1	0.3%
a03a17e845b8444		1	0.3%
a0525377534b48f		1	0.3%
a221543631f5448		1	0.3%
a29bda3a56964ba		1	0.3%

File : CSEC11_0

interview__id: Unique 32-character long identifier of the interview

Value	Label	Cases	Percentage
a3908ba3b92f4fe1		1	0.3%
a4729f20438e493		1	0.3%
a5e08a9b2416439		1	0.3%
a93651e6ad8d4de		1	0.3%
a9b092b3952f4ec		1	0.3%
aeefbdde40724ba		1	0.3%
b00970f7c1fd483		1	0.3%
b0b5ef4a81ee422		1	0.3%
b0cd107e76604c5		1	0.3%
b105a36a56b84f6		1	0.3%
b136b27d911942		1	0.3%
b137ae14a69249f		1	0.3%
b2e36352f5d9409		1	0.3%
b330812745fa4e7		1	0.3%
b341d8d4669945		1	0.3%
b4251f797f5f478		1	0.3%
b562c88957c5417		1	0.3%
b59699570a7a45a		1	0.3%
b60db776f7044c0		1	0.3%
b6beade8c2fb4ba		1	0.3%
b6c120c8e36f4d4		1	0.3%
b71b6b7c544e41f		1	0.3%
b92db033a86e4ab		1	0.3%
bad2132fae8a424		1	0.3%
bb6db2bb7e894ee		1	0.3%
bb91dac00ca941a		1	0.3%
bbb3f63e02a24e3		1	0.3%
bbd5aebfc1a54cfe		1	0.3%
bcc6e03bb2a5433		1	0.3%
bcf4623a365e435		1	0.3%
bfade52afbbe499		1	0.3%
bfc868c5c591428		1	0.3%
c015bae305344f9		1	0.3%
c14a86da4ace406		1	0.3%
c1a22955cf934b9		1	0.3%
c208d41946924e2		1	0.3%
c2a083238ac94fc		1	0.3%
c3356144806643		1	0.3%
c40d2554992447		1	0.3%
c5a985e708a7459		1	0.3%
c7bcab112852484		1	0.3%
c997c4379310457		1	0.3%
c9f3e3b01148416		1	0.3%

File : CSEC11_0

interview__id: Unique 32-character long identifier of the interview

Value	Label	Cases	Percentage
ca4736d2f7a74a89		1	0.3%
caa6f80f888744d0		1	0.3%
cbe3a418c67c437		1	0.3%
cc8047dc8a484aa		1	0.3%
cd1474d77fac421		1	0.3%
ce05dd69d60e43e		1	0.3%
ce31748c847d40a		1	0.3%
cedfce2c57e641d1		1	0.3%
d091d72bf34743f		1	0.3%
d4b645c8dabe4a1		1	0.3%
d4e9ef0dc2b74bf2		1	0.3%
d56d66a6c7584c2		1	0.3%
d63a27ac1a6d4af3		1	0.3%
d63ba4eb8a1c4a0		1	0.3%
d6aa486f005240b		1	0.3%
d7b1236aabb94f6		1	0.3%
d7df893335d04af		1	0.3%
d84f5f9e3a694d3c		1	0.3%
d8e480e0083545f		1	0.3%
d983e831143f41a		1	0.3%
da5e5ab5a00e480		1	0.3%
da7a73e6a465427		1	0.3%
db979bdcd2e148f		1	0.3%
dc1776a9a0e14f4		1	0.3%
dda5335ce205431		1	0.3%
df04ee2c0e3a4107		1	0.3%
dfbc222d6117426		1	0.3%
e106494d0ae84f2		1	0.3%
e23a30e088d1453		1	0.3%
e24222c61b9f456		1	0.3%
e282714b05cb42t		1	0.3%
e3166e34b04d473		1	0.3%
e4d52a1c0a1148d		1	0.3%
e4ddc650064a4c0		1	0.3%
e614b8ae67d44c8		1	0.3%
e61b5559a1b4404		1	0.3%
e6d0819875ec42e		1	0.3%
e77d4f6292d2475		1	0.3%
e86a2ea031ca4f9c		1	0.3%
e8b86f9566254e7		1	0.3%
e90883e23667495		1	0.3%
e9acfec9f50e43a8		1	0.3%
e9e027640d2a450		1	0.3%

File : CSEC11_0

interview__id: Unique 32-character long identifier of the interview

Value	Label	Cases	Percentage
e9ee6e0d15b54db		1	0.3%
eb8f3695097d4ec		1	0.3%
ebb0b322a786451		1	0.3%
ed628650c92d451		1	0.3%
ee245be814ce483		1	0.3%
ef0a2c1050d9446		1	0.3%
f11ff6935d374a37		1	0.3%
f2753e0a1ee1407a		1	0.3%
f310f9362b1e429f		1	0.3%
f4f37a3e35c44dc2		1	0.3%
f7c8666f68b2434a		1	0.3%
fa6d43e574104db		1	0.3%
fad0449bb4f0427b		1	0.3%
fbdb75a9b0ab4f6c		1	0.3%
fc8c4458e87f4d78		1	0.3%
fd96d6f934ab457f		1	0.3%
fe36e5eff69c4cb2		1	0.3%
ff38ebd77e0b421a		1	0.3%
ffc83c8361694f80		1	0.3%

Warning: these figures indicate the number of cases found in the data file. They cannot be interpreted as summary statistics of the population of interest.

s11q01: Are you aware of the Government Safety Net programmes?

Information	[Type= discrete] [Format=numeric] [Range= 1-2] [Missing=*]		
Statistics [NW/ W]	[Valid=285 /-] [Invalid=22 /-]		
Value	Label	Cases	Percentage
1	Yes	277	97.2%
2	No	8	2.8%
Sysmiss		22	

Warning: these figures indicate the number of cases found in the data file. They cannot be interpreted as summary statistics of the population of interest.

File : GSEC1

hhid: Unique household identifier in 2019/20

Information	[Type= discrete] [Format=character] [Missing=*]
Statistics [NW/ W]	[Valid=3098 /-] [Invalid=0 /-]

hhidold: Unique hh indentifier for wave7 :SUSO

Information	[Type= discrete] [Format=character] [Missing=*]
Statistics [NW/ W]	[Valid=3029 /-] [Invalid=0 /-]

batch: Household batch

Information	[Type= continuous] [Format=numeric] [Range= 1-1166] [Missing=*]
Statistics [NW/ W]	[Valid=2986 /-] [Invalid=112 /-] [Mean=566.944 /-] [StdDev=309.064 /-]

region: 4 Region

Information	[Type= discrete] [Format=numeric] [Range= 1-4] [Missing=*]
Statistics [NW/ W]	[Valid=3095 /-] [Invalid=3 /-]

Value	Label	Cases	Percentage
1	Central	791	<div><div></div></div> 25.6%
2	Eastern	701	<div><div></div></div> 22.6%
3	Northern	871	<div><div></div></div> 28.1%
4	Western	732	<div><div></div></div> 23.7%
Sysmiss		3	

Warning: these figures indicate the number of cases found in the data file. They cannot be interpreted as summary statistics of the population of interest.

regurb: 4 Region by Urban /Rural

Information	[Type= discrete] [Format=numeric] [Range= 0-41] [Missing=*]
Statistics [NW/ W]	[Valid=3098 /-] [Invalid=0 /-]

Value	Label	Cases	Percentage
0		1	<div><div></div></div> 0.0%
0.1		2	<div><div></div></div> 0.1%
1		8	<div><div></div></div> 0.3%
3		9	<div><div></div></div> 0.3%
4		3	<div><div></div></div> 0.1%
10	Central rural	437	<div><div></div></div> 14.1%
11	Central urban	346	<div><div></div></div> 11.2%
20	East rural	616	<div><div></div></div> 19.9%
21	East urban	85	<div><div></div></div> 2.7%
30	North rural	712	<div><div></div></div> 23.0%
31	North urban	150	<div><div></div></div> 4.8%
40	West rural	567	<div><div></div></div> 18.3%
41	West urban	162	<div><div></div></div> 5.2%

Warning: these figures indicate the number of cases found in the data file. They cannot be interpreted as summary statistics of the population of interest.

subreg: 15 Sub region

Information	[Type= discrete] [Format=numeric] [Range= 1-15] [Missing=*]
Statistics [NW/ W]	[Valid=3095 /-] [Invalid=3 /-]

Value	Label	Cases	Percentage
1	KAMPALA	134	<div><div></div></div> 4.3%

File : GSEC1

subreg: 15 Sub region

Value	Label	Cases	Percentage
2	Buganda South	343	<div></div> 11.1%
3	Buganda North	314	<div></div> 10.1%
4	Busoga	290	<div></div> 9.4%
5	Bukedi	92	<div></div> 3.0%
6	Elgon	158	<div></div> 5.1%
7	Teso	161	<div></div> 5.2%
8	Karamoja	162	<div></div> 5.2%
9	Lango	329	<div></div> 10.6%
10	Acholi	97	<div></div> 3.1%
11	West Nile	283	<div></div> 9.1%
12	Bunyoro	126	<div></div> 4.1%
13	Toro	167	<div></div> 5.4%
14	Ankole	328	<div></div> 10.6%
15	Kigezi	111	<div></div> 3.6%
Sysmiss		3	

Warning: these figures indicate the number of cases found in the data file. They cannot be interpreted as summary statistics of the population of interest.

district: District Name

Information	[Type= discrete] [Format=character] [Missing=*]
-------------	---

Statistics [NW/ W]	[Valid=3097 /-] [Invalid=0 /-]
--------------------	--------------------------------

Value	Label	Cases	Percentage
ABIM		20	<div></div> 0.6%
ADJUMANI		1	<div></div> 0.0%
AGAGO		22	<div></div> 0.7%
ALEBTONG		38	<div></div> 1.2%
AMOLATAR		13	<div></div> 0.4%
AMUDAT		10	<div></div> 0.3%
AMURU		3	<div></div> 0.1%
APAC		56	<div></div> 1.8%
ARUA		96	<div></div> 3.1%
BUDUDA		16	<div></div> 0.5%
BUGIRI		29	<div></div> 0.9%
BUGWERI		1	<div></div> 0.0%
BUHWEJU		24	<div></div> 0.8%
BUIKWE		57	<div></div> 1.8%
BUKEDEA		23	<div></div> 0.7%
BUKOMANSIMI		9	<div></div> 0.3%
BULAMBULI		20	<div></div> 0.6%
BUNYANGABU		11	<div></div> 0.4%
BUSHENYI		28	<div></div> 0.9%
BUSIA		11	<div></div> 0.4%
BUTALEJA		19	<div></div> 0.6%
BUTAMBALA		9	<div></div> 0.3%
BUTEBO		1	<div></div> 0.0%

File : GSEC1

district: District Name

Value	Label	Cases	Percentage
BUVUMA		7	0.2%
BUYENDE		42	1.4%
DOKOLO		27	0.9%
GULU		37	1.2%
HOIMA		41	1.3%
IBANDA		69	2.2%
IGANGA		27	0.9%
ISINGIRO		52	1.7%
JINJA		60	1.9%
KAABONG		42	1.4%
KABALE		18	0.6%
KABAROLE		33	1.1%
KAGADI		23	0.7%
KAKUMIRO		20	0.6%
KALANGALA		3	0.1%
KALIRO		6	0.2%
KALUNGU		27	0.9%
KAMPALA		135	4.4%
KAMULI		31	1.0%
KAMWENGE		3	0.1%
KANUNGU		11	0.4%
KAPCHORWA		1	0.0%
KAPELEBYONG		9	0.3%
KASESE		50	1.6%
KASSANDA		19	0.6%
KATAKWI		21	0.7%
KAYUNGA		33	1.1%
KIBAALE		2	0.1%
KIBOGA		24	0.8%
KIBUKU		1	0.0%
KIKUUBE		21	0.7%
KIRUHURA		14	0.5%
KIRYANDONGO		2	0.1%
KISORO		33	1.1%
KITGUM		8	0.3%
KOBOKO		38	1.2%
KOLE		58	1.9%
KOTIDO		40	1.3%
KUMI		46	1.5%
KWANIA		6	0.2%
KWEEN		10	0.3%
KYANKWANZI		6	0.2%
KYEGEGWA		19	0.6%

File : GSEC1

district: District Name

Value	Label	Cases	Percentage
KYENJOJO		44	1.4%
KYOTERA		23	0.7%
LAMWO		1	0.0%
LIRA		52	1.7%
LUUKA		10	0.3%
LUWERO		26	0.8%
LWENGO		66	2.1%
LYANTONDE		2	0.1%
MANAFWA		22	0.7%
MARACHA		17	0.5%
MASAKA		14	0.5%
MASINDI		17	0.5%
MAYUGE		46	1.5%
MBALE		13	0.4%
MBARARA		56	1.8%
MITOOMA		10	0.3%
MITYANA		57	1.8%
MOROTO		10	0.3%
MOYO		36	1.2%
MPIGI		30	1.0%
MUBENDE		29	0.9%
MUKONO		42	1.4%
NABILATUK		12	0.4%
NAKAPIRIPIRIT		18	0.6%
NAKASEKE		14	0.5%
NAMAYINGO		26	0.8%
NAMISINDWA		50	1.6%
NAMTUMBA		1	0.0%
NAMUTUMBA		11	0.4%
NAPAK		10	0.3%
NEBBI		30	1.0%
NGORA		1	0.0%
NTOROKO		8	0.3%
NTUNGAMO		60	1.9%
NWOYA		1	0.0%
OMORO		12	0.4%
OTUKE		16	0.5%
OYAM		63	2.0%
PADER		13	0.4%
PAKWACH		13	0.4%
PALISA		1	0.0%
PALLISA		20	0.6%
RAKAI		38	1.2%

File : GSEC1

district: District Name

Value	Label	Cases	Percentage
RUBANDA		3	0.1%
RUKIGA		9	0.3%
RUKINGIRI		1	0.0%
RUKUNGIRI		35	1.1%
SERERE		18	0.6%
SHEEMA		15	0.5%
SIRONKO		26	0.8%
SOROTI		43	1.4%
SSEMBABULE		23	0.7%
TORORO		39	1.3%
WAKISO		99	3.2%
YUMBE		18	0.6%
ZOMBO		35	1.1%

Warning: these figures indicate the number of cases found in the data file. They cannot be interpreted as summary statistics of the population of interest.

dc_2018: District Code

Information	[Type= continuous] [Format=numeric] [Range= 101-432] [Missing=*]
Statistics [NW/ W]	[Valid=3095 /-] [Invalid=3 /-] [Mean=262.958 /-] [StdDev=111.704 /-]

s1aq02a: 2. County/Municipality

Information	[Type= discrete] [Format=character] [Missing=*]
Statistics [NW/ W]	[Valid=3097 /-] [Invalid=0 /-]

Value	Label	Cases	Percentage
AGAGO		22	0.7%
AGULE		19	0.6%
APAC MUNICIPALITY		6	0.2%
ARINGA		18	0.6%
ARUA MUNICIPALITY		2	0.1%
ARUU		13	0.4%
ASWA		17	0.5%
AYIVU		29	0.9%
BAMUNANIKA		22	0.7%
BBAALE		20	0.6%
BOKORA		10	0.3%
BUBULO		72	2.3%
BUDADIRI		26	0.8%
BUDIOPE		42	1.4%
BUFUMBIRA		33	1.1%
BUGABULA		30	1.0%
BUGAHYA		30	1.0%
BUGANGAIZI		18	0.6%






































File : GSEC1

s1aq02a: 2. County/Municipality

Value	Label	Cases	Percentage
BUGEMBE TOWN COUNCIL		1	0.0%
BUGWERI		1	0.0%
BUHAGUZI		21	0.7%
BUHWEJU		24	0.8%
BUIKWE		12	0.4%
BUJENJE		4	0.1%
BUKANGA		11	0.4%
BUKEDEA		23	0.7%
BUKOMANSIMI		9	0.3%
BUKONZO		12	0.4%
BUKOOLI		26	0.8%
BUKOOLI NORTH		29	0.9%
BUKOTO		77	2.5%
BULAMBULI		20	0.6%
BULAMOGI		6	0.2%
BUNGOKHO		2	0.1%
BUNYA		46	1.5%
BUNYANGABU		11	0.4%
BUNYOLE		19	0.6%
BURAHYA		17	0.5%
BURULI		4	0.1%
BUSIKI		12	0.4%
BUSIRO		45	1.5%
BUSONGORA		31	1.0%
BUSUJU		20	0.6%
BUTAMBALA		9	0.3%
BUTEBO		1	0.0%
BUTEMBE		17	0.5%
BUTIITI		1	0.0%
BUVUMA ISLAND		7	0.2%
BUWEKULA		4	0.1%
BUYAGA		23	0.7%
BUYANJA		4	0.1%
BUZAAYA		1	0.0%
CHEKWII		18	0.6%
CHUA		4	0.1%
DODOTH		42	1.4%
DOKOLO		27	0.9%
EAST MOYO		1	0.0%
ENTEBBE MUNICIPALITY		1	0.0%

File : GSEC1

s1aq02a: 2. County/Municipality

Value	Label	Cases	Percentage
ERUTE		39	 1.3%
ERUTE NORTH		1	 0.0%
FORT PORTAL MUNICIPALITY		16	 0.5%
GULU MUNICIPALITY		18	 0.6%
HOIMA		1	 0.0%
HOIMA MUNICIPALITY		9	 0.3%
IBANDA		50	 1.6%
IBANDA MUNICIPALITY		19	 0.6%
IGANGA MUNICIPALITY		14	 0.5%
IGARA		28	 0.9%
ISINGIRO		41	 1.3%
JIE		1	 0.0%
JINJA MUNICIPALITY		3	 0.1%
JONAM		13	 0.4%
KABALE MUNICIPALITY		7	 0.2%
KABULA		2	 0.1%
KAGOMA		39	 1.3%
KAJARA		8	 0.3%
KAKUUTO		10	 0.3%
KALUNGU		27	 0.9%
KAMPALA CAPITAL CITY AUTHORITY		2	 0.1%
KAPELEBYONG		9	 0.3%
KASAMBYA		6	 0.2%
KASESE MUNICIPALITY		7	 0.2%
KASHARI		19	 0.6%
KASILO		10	 0.3%
KASSANDA		20	 0.6%
KATIKAMU		4	 0.1%
KAZO		2	 0.1%
KCCA		132	 4.3%
KIBANDA		2	 0.1%
KIBOGA		29	 0.9%
KIBUKU		1	 0.0%
KIGULU		13	 0.4%
KILAK		3	 0.1%
KINKIIZI		11	 0.4%
KIOGA		13	 0.4%

File : GSEC1

s1aq02a: 2. County/Municipality

Value	Label	Cases	Percentage
KIRA		1	0.0%
KIRA MUNICIPALITY		22	0.7%
KITAGWENDA		3	0.1%
KITGUM MUNICIPALITY		4	0.1%
KOBOKO		29	0.9%
KOBOKO MUNICIPALITY		1	0.0%
KOBOKO MUNICIPALITY		8	0.3%
KOLE		58	1.9%
KOOKI		37	1.2%
KOTIDO MUNICIPALITY		39	1.3%
KUMI		38	1.2%
KUMI MUNICIPALITY		8	0.3%
KWANIA		18	0.6%
KWEEN		10	0.3%
KYADONDO		7	0.2%
KYAKA		19	0.6%
KYAMUSWA		3	0.1%
KYANDONDO		1	0.0%
KYOTERA		14	0.5%
LABWOR		20	0.6%
LAMWO		1	0.0%
LIRA MUNICIPALITY		12	0.4%
LUGAZI MUNICIPALITY		18	0.6%
LUUKA		10	0.3%
LWEMİYAGA		7	0.2%
MADI OKOLLO		3	0.1%
MAKIDYE SSABAGABO MUNICIPALITY		1	0.0%
MAKINDYE SSABAGABO MUNICIPALITY		9	0.3%
MANJIYA		16	0.5%
MARACHA		17	0.5%
MARUZI		38	1.2%
MASAKA MUNICIPALITY		3	0.1%
MASINDI MUNICIPALITY		9	0.3%

File : GSEC1

s1aq02a: 2. County/Municipality

Value	Label	Cases	Percentage
MATHENIKO		9	<div></div> 0.3%
MAWOGOLA		16	<div></div> 0.5%
MAWOKOTA		30	<div></div> 1.0%
MBALE MUNICIPALITY		11	<div></div> 0.4%
MBARARA MUNICIPAL		1	<div></div> 0.0%
MBARARA MUNICIPALITY		23	<div></div> 0.7%
MITYANA		19	<div></div> 0.6%
MITYANA MUNICIPALITY		18	<div></div> 0.6%
MOROTO		38	<div></div> 1.2%
MOROTO MUNICIPALITY		1	<div></div> 0.0%
MUBENDE MUNICIPALITY		18	<div></div> 0.6%
MUKONO		16	<div></div> 0.5%
MUKONO MUNICIPALITY		9	<div></div> 0.3%
MUNICIPALITY		1	<div></div> 0.0%
MWENGE		43	<div></div> 1.4%
NAKASEKE		14	<div></div> 0.5%
NAKIFUMA		17	<div></div> 0.5%
NANSANA MUNICIPALITY		12	<div></div> 0.4%
NDORWA		11	<div></div> 0.4%
NEBBI MUNICIPALITY		8	<div></div> 0.3%
NGORA		1	<div></div> 0.0%
NJERU MUNICIPALITY		27	<div></div> 0.9%
NTENJERU		13	<div></div> 0.4%
NTOROKO		8	<div></div> 0.3%
NTUNGAMO MUNICIPALITY		7	<div></div> 0.2%
NWOYA		1	<div></div> 0.0%
NYABUSHOZI		12	<div></div> 0.4%
OBONGI		23	<div></div> 0.7%
OKORO		35	<div></div> 1.1%
OMORO		14	<div></div> 0.5%
OTUKE		16	<div></div> 0.5%
OYAM		63	<div></div> 2.0%
PADYERE		22	<div></div> 0.7%
PALLISA		2	<div></div> 0.1%
PIAN		12	<div></div> 0.4%
POKOT		10	<div></div> 0.3%

File : GSEC1

s1aq02a: 2. County/Municipality

Value	Label	Cases	Percentage
RUBABO		17	0.5%
RUBAGA		1	0.0%
RUBANDA		3	0.1%
RUHAAMA		27	0.9%
RUHINDA		10	0.3%
RUJUMBURA		19	0.6%
RUKIGA		9	0.3%
RUSHENYI		18	0.6%
RWAMPARA		13	0.4%
SAMIA-BUGWE		11	0.4%
SERERE		8	0.3%
SHEEMA		2	0.1%
SHEEMA MUNICIPALITY		13	0.4%
SINGO		1	0.0%
SOROTI		43	1.4%
TEREGO		37	1.2%
TINGEY		1	0.0%
TOROMA		18	0.6%
TORORO		19	0.6%
TORORO MUNICIPALITY		4	0.1%
USUK		3	0.1%
VURRA		25	0.8%
WEST BUDAMA		16	0.5%
WEST MOYO		13	0.4%

Warning: these figures indicate the number of cases found in the data file. They cannot be interpreted as summary statistics of the population of interest.

cc_2018: County/Municipality Code

Information	[Type= discrete] [Format=numeric] [Range= 1-9] [Missing=*]		
Statistics [NW/ W]	[Valid=3094 /-] [Invalid=4 /-] [Mean=1.597 /-] [StdDev=0.931 /-]		
Value	Label	Cases	Percentage
1		1927	62.3%
2		688	22.2%
3		342	11.1%
4		89	2.9%
5		35	1.1%
6		12	0.4%
9		1	0.0%
Sysmiss		4	

Warning: these figures indicate the number of cases found in the data file. They cannot be interpreted as summary statistics of the population of interest.

s1aq03a: 3. Sub-County/Division/Town Council

Information	[Type= discrete] [Format=character] [Missing=*]
-------------	---

File : GSEC1

s1aq03a: 3. Sub-County/Division/Town Council

Statistics [NW/ W] [Valid=3097 /-] [Invalid=0 /-]

Value	Label	Cases	Percentage
ABANGA		2	0.1%
ABER		2	0.1%
ABIA		4	0.1%
ABIM		9	0.3%
ABOKE		16	0.5%
ABONGOMOLA		12	0.4%
ACABA		13	0.4%
ADEKNINO		12	0.4%
ADEKOKWOK		1	0.0%
ADOK		2	0.1%
ADROPI		1	0.0%
ADUMI		9	0.3%
ADWARI		2	0.1%
ADYEL DIVISION		1	0.0%
AGULU DIVISION		2	0.1%
AGWATA		4	0.1%
AGWINGIRI		3	0.1%
AII-VU		3	0.1%
AJIA		2	0.1%
AKISIM		1	0.0%
AKOKORO		16	0.5%
AKOROMIT		9	0.3%
ALEBTONG TOWN COUNCIL		10	0.3%
ALEREK		8	0.3%
ALITO		22	0.7%
ALOI		1	0.0%
AMUDAT		3	0.1%
AMUGU		9	0.3%
ANGANGURA		1	0.0%
APALA		4	0.1%
APO		1	0.0%
APUTI		9	0.3%
ARAPAI		12	0.4%
ARIWA		7	0.2%
AROCHA DIVISION		3	0.1%
AROI		10	0.3%
AROMO		9	0.3%
ARUA HILL DIVISION		2	0.1%

File : GSEC1

s1aq03a: 3. Sub-County/Division/Town Council

Value	Label	Cases	Percentage
ARWOTCEK		1	0.0%
ATANGA		1	0.0%
ATIK DIVISION		1	0.0%
ATYAK		4	0.1%
AWACH		2	0.1%
AWEI		10	0.3%
AWERE		1	0.0%
BAITAMBOGWI		14	0.5%
BALA		3	0.1%
BALAWOLI		1	0.0%
BARR		2	0.1%
BBAALE		1	0.0%
BIGASA		8	0.3%
BIHANGA		1	0.0%
BIHARWE DIVISION		1	0.0%
BILEAFE		8	0.3%
BINYINY		10	0.3%
BIREERE		1	0.0%
BIRERE		8	0.3%
BISHESHE		1	0.0%
BISHESHE DIVISION		9	0.3%
BITSYA		1	0.0%
BOBBI		1	0.0%
BOBI		11	0.4%
BOMBO TOWN COUNCIL		1	0.0%
BUBAARE		9	0.3%
BUBUTU		1	0.0%
BUDONDO		28	0.9%
BUDONGO		4	0.1%
BUDUDA		8	0.3%
BUFUNDA DIVISION		4	0.1%
BUGAMBE		8	0.3%
BUGANGARI		12	0.4%
BUGAYA		9	0.3%
BUGEMBE TOWN COUNCIL		7	0.2%
BUGONDO		10	0.3%
BUGOYE		12	0.4%

File : GSEC1

s1aq03a: 3. Sub-County/Division/Town Council

Value	Label	Cases	Percentage
BUGWERI TOWN COUNCIL		1	0.0%
BUHANIKA		10	0.3%
BUHEESI TOWN COUNCIL		2	0.1%
BUHIMBA		1	0.0%
BUJUMBURA		1	0.0%
BUJUMBURA DIVISION		7	0.2%
BUKABOOLI		8	0.3%
BUKASAKYA		1	0.0%
BUKEDEA		1	0.0%
BUKHULO		1	0.0%
BUKIISE		1	0.0%
BUKIRO		3	0.1%
BUKOKHO		1	0.0%
BUKOOMA		1	0.0%
BUKUSU		10	0.3%
BULAAGO		10	0.3%
BULAMOGI		7	0.2%
BULESA		11	0.4%
BUMALIMBA		10	0.3%
BUMWONI		1	0.0%
BUNABWANA		1	0.0%
BUNGATIRA		12	0.4%
BURERE		1	0.0%
BUSANZA		13	0.4%
BUSEDDE		10	0.3%
BUSERUKA		1	0.0%
BUSHIRIBO		1	0.0%
BUSUNJU TOWN COUNCIL		4	0.1%
BUSWALE		1	0.0%
BUTAGAYA		9	0.3%
BUTEBA		10	0.3%
BUTENGA		1	0.0%
BUTUNDUZI TOWN COUNCIL		7	0.2%
BUWALASI		8	0.3%
BUWAMA		18	0.6%
BUWASA		1	0.0%
BUWENGGE		1	0.0%

File : GSEC1

s1aq03a: 3. Sub-County/Division/Town Council

Value	Label	Cases	Percentage
BUWENGE TOWN COUNCIL		1	0.0%
BUWUNGA		10	0.3%
BUYENDE		12	0.4%
BUYENDE TOWN COUNCIL		8	0.3%
BUYINJA		20	0.6%
BWAMBARA		6	0.2%
BWEYALE TOWN COUNCIL		1	0.0%
BWEYOGERERI DIVISION		15	0.5%
BWIKARA		17	0.5%
BWIKARRA		2	0.1%
BWONGYERA		1	0.0%
CENTRAL		1	0.0%
CENTRAL DIVISION		46	1.5%
CHAWENTE		2	0.1%
CHEGERE		12	0.4%
CHEMA		1	0.0%
DADAMU		6	0.2%
DIVISION B		1	0.0%
DOKOLO TC		9	0.3%
EASTERN DIVISION		11	0.4%
GALIRAYA		9	0.3%
GIMARA		1	0.0%
GOMA DIVISION		6	0.2%
GOMBE DIVISION		1	0.0%
GWERI		12	0.4%
HAKIBAALE		8	0.3%
IBUJE		10	0.3%
ICEME		11	0.4%
IKUMBYA		9	0.3%
INDUSTRIAL DIVISION		10	0.3%
ISHONGORORO		8	0.3%
ISHONGORORO TOWN COUNCIL		13	0.4%

File : GSEC1

s1aq03a: 3. Sub-County/Division/Town Council

Value	Label	Cases	Percentage
ISINGIRO TOWN COUNCIL		9	0.3%
ITOJO		1	0.0%
ITULA		10	0.3%
KAABONG TOWN COUNCIL		5	0.2%
KAABONG WEST		8	0.3%
KABINGO		1	0.0%
KABONERA		2	0.1%
KABWEEZA KYEGEGWA		8	0.3%
KABWOHE DIVISION		1	0.0%
KACHEERA		10	0.3%
KACHONGA		19	0.6%
KACHUMBALA		19	0.6%
KAGADI		1	0.0%
KAGADI TOWN COUNCIL		2	0.1%
KAGAMBA		11	0.4%
KAGANGO		1	0.0%
KAGANGO DIVISION		15	0.5%
KAGULU		12	0.4%
KAHARO		1	0.0%
KAHOORA DIVISON		2	0.1%
KAJANSI TOWN COUNCIL		4	0.1%
KAKIIKA		1	0.0%
KAKINDO		1	0.0%
KAKINDU		10	0.3%
KAKIRI		1	0.0%
KAKOBA		1	0.0%
KAKOBA DIVISION		17	0.5%
KAKUUTO		1	0.0%
KALAGALA		8	0.3%
KALAMBA		9	0.3%
KALANGAALO		2	0.1%
KALISIZO		1	0.0%
KALUNGU		12	0.4%
KALWANA		5	0.2%

File : GSEC1

s1aq03a: 3. Sub-County/Division/Town Council

Value	Label	Cases	Percentage
KAMBUGA		1	0.0%
KAMDINI		13	0.4%
KAMEKE		18	0.6%
KAMION		2	0.1%
KAMMENGO		1	0.0%
KAMUDA		2	0.1%
KAMUKUZI DIVISION		3	0.1%
KANONI		1	0.0%
KANYUM		15	0.5%
KANYUMU		2	0.1%
KAPEEKA		11	0.4%
KAPEKE		1	0.0%
KAPIR		1	0.0%
KARAMBI		2	0.1%
KARUGUTU		8	0.3%
KARUJUBU DIVISION		1	0.0%
KASAALI		1	0.0%
KASAMBYA		7	0.2%
KASANGATI		1	0.0%
KASANGATI TOWN COUNCIL		7	0.2%
KASANGOMBE		1	0.0%
KASAWO		17	0.5%
KASENDA		1	0.0%
KASHAMBYA		9	0.3%
KASHARE		1	0.0%
KASHENSHERO TOWN COUNCIL		1	0.0%
KASHOZI DIVISION		3	0.1%
KASODO		1	0.0%
KASSANDA		1	0.0%
KATABI		1	0.0%
KATABI TOWN COUNCIL		13	0.4%
KATETA		2	0.1%
KATHILE		1	0.0%
KATHILE SOUTH		11	0.4%
KATINE		2	0.1%
KATOOKE		8	0.3%
KATRINI		1	0.0%

File : GSEC1

s1aq03a: 3. Sub-County/Division/Town Council

Value	Label	Cases	Percentage
KAWEMPE		1	0.0%
KAWEMPE DIVISION		29	0.9%
KAWOLO DIVISION		11	0.4%
KAYUNGA		1	0.0%
KAYUNGA TOWN COUNCIL		12	0.4%
KAZO TOWN COUNCIL		1	0.0%
KEI		9	0.3%
KEIHANGARA		1	0.0%
KENSHUNGA		1	0.0%
KIBAALE TOWN COUNCIL		1	0.0%
KIBALINGA		1	0.0%
KIBATSI		6	0.2%
KIBIGA		11	0.4%
KIBIITO		9	0.3%
KIBOGA TOWN COUNCIL		2	0.1%
KICHECHE		1	0.0%
KIDERA		1	0.0%
KIDONGOLE		2	0.1%
KIGANDA		1	0.0%
KIGANDALO		4	0.1%
KIGARAMA		1	0.0%
KIGULYA DIVISION		7	0.2%
KIJOMORO		1	0.0%
KIJONGO		1	0.0%
KIKAATSI		8	0.3%
KIKANDWA		7	0.2%
KIKWAYA		8	0.3%
KIKYENKYE		8	0.3%
KIKYUSA		8	0.3%
KIMAANYA- KYABAKUZA DIVISION		2	0.1%
KINONI		1	0.0%
KIRA DIVISION		2	0.1%
KIRIKA		1	0.0%
KIRUMBA		5	0.2%
KISEKKA		20	0.6%

File : GSEC1

s1aq03a: 3. Sub-County/Division/Town Council

Value	Label	Cases	Percentage
KISIITA		8	0.3%
KISINGA		1	0.0%
KISOJO		9	0.3%
KISOZI		1	0.0%
KITENGA		1	0.0%
KITIMBWA		10	0.3%
KITOBA		19	0.6%
KITUMBI		13	0.4%
KITWE TOWN COUNCIL		10	0.3%
KIYANGA		1	0.0%
KIYUNI		3	0.1%
KORO		2	0.1%
KOTOMOL		6	0.2%
KUCWINYI		1	0.0%
KULUBA		2	0.1%
KUMI TC		1	0.0%
KYALULANGIR		7	0.2%
KYAMPISI		1	0.0%
KYAMULIBWA TOWN COUNCIL		1	0.0%
KYANAMIRA		10	0.3%
KYANAMUKAA		2	0.1%
KYANGWALI		12	0.4%
KYAZANGA		15	0.5%
KYAZANGA TOWN COUNCIL		12	0.4%
KYEBE		9	0.3%
KYEGERWA TOWN COUNCIL		1	0.0%
KYENGERA TOWN COUNCIL		10	0.3%
KYENJOJO TOWN COUNCIL		2	0.1%
KYERE		5	0.2%
KYESIIGA		7	0.2%
KYONDO		9	0.3%
KYOTERA TOWN COUNCIL		5	0.2%
LAGORO		1	0.0%
LAGUTI		10	0.3%
LAKE KATWE		12	0.4%

File : GSEC1

s1aq03a: 3. Sub-County/Division/Town Council

Value	Label	Cases	Percentage
LAROO DIVISION		4	<div></div> 0.1%
LAYIBI DIVISION		2	<div></div> 0.1%
LEFORI		1	<div></div> 0.0%
LII		1	<div></div> 0.0%
LIRA		3	<div></div> 0.1%
LIRA PALWO		8	<div></div> 0.3%
LOBULE		11	<div></div> 0.4%
LODONGA		1	<div></div> 0.0%
LOGIRI		11	<div></div> 0.4%
LORENGEDWA		12	<div></div> 0.4%
LORO		12	<div></div> 0.4%
LOROO		7	<div></div> 0.2%
LOSILANG DIVISION		4	<div></div> 0.1%
LOTOME		6	<div></div> 0.2%
LOYORO		5	<div></div> 0.2%
LUBAGA DIVISION		1	<div></div> 0.0%
LUBYA		7	<div></div> 0.2%
LUDARA		1	<div></div> 0.0%
LUGUSULU		1	<div></div> 0.0%
LUKAYA TOWN COUNCIL		7	<div></div> 0.2%
LUNYO		1	<div></div> 0.0%
LUSHA		10	<div></div> 0.3%
LWABENGE		7	<div></div> 0.2%
LWAKHAKHA TOWN COUNCIL		8	<div></div> 0.3%
LWAMAGGWA		9	<div></div> 0.3%
LWAMATA		10	<div></div> 0.3%
LWANKONI		1	<div></div> 0.0%
LWEBITAKULI		13	<div></div> 0.4%
LWENGO		1	<div></div> 0.0%
LWENGO TOWN COUNCIL		1	<div></div> 0.0%
LYANTONDE TOWN COUNCIL		2	<div></div> 0.1%
MAANYI		10	<div></div> 0.3%
MAFUBIRA		1	<div></div> 0.0%
MAGALE		18	<div></div> 0.6%

File : GSEC1

s1aq03a: 3. Sub-County/Division/Town Council

Value	Label	Cases	Percentage
MAGALE TOWN COUNCIL		11	<div><div></div></div> 0.4%
MAGAMAGA TOWN COUNCIL		9	<div><div></div></div> 0.3%
MAHYORO		1	<div><div></div></div> 0.0%
MAKINDYE DIVISION		25	<div><div></div></div> 0.8%
MALABA TOWN COUNCIL		1	<div><div></div></div> 0.0%
MALERA		1	<div><div></div></div> 0.0%
MALONGO		10	<div><div></div></div> 0.3%
MANIBE		1	<div><div></div></div> 0.0%
MARACHA TOWN COUNCIL		4	<div><div></div></div> 0.1%
MASAJJA DIVISION		7	<div><div></div></div> 0.2%
MASESE WALUKUBA		3	<div><div></div></div> 0.1%
MASULITA		1	<div><div></div></div> 0.0%
MATEETE		1	<div><div></div></div> 0.0%
MAZINGA		3	<div><div></div></div> 0.1%
MERIKIT		7	<div><div></div></div> 0.2%
METU		9	<div><div></div></div> 0.3%
MIDIA		15	<div><div></div></div> 0.5%
MIJWALA		1	<div><div></div></div> 0.0%
MINAKULU		3	<div><div></div></div> 0.1%
MITOOMA TOWN COUNCIL		8	<div><div></div></div> 0.3%
MOLO		8	<div><div></div></div> 0.3%
MORUITA		7	<div><div></div></div> 0.2%
MORULEM		3	<div><div></div></div> 0.1%
MOYO		2	<div><div></div></div> 0.1%
MOYO TOWN COUNCIL		1	<div><div></div></div> 0.0%
MPARO		1	<div><div></div></div> 0.0%
MPIGI TOWN COUNCIL		1	<div><div></div></div> 0.0%
MPONDWE-LHUBIRIHA		1	<div><div></div></div> 0.0%
MUCWINI		1	<div><div></div></div> 0.0%
MUDUUMA		9	<div><div></div></div> 0.3%
MUGUSU		7	<div><div></div></div> 0.2%
MUHOKYA		7	<div><div></div></div> 0.2%

File : GSEC1

s1aq03a: 3. Sub-County/Division/Town Council

Value	Label	Cases	Percentage
MUKUJU		1	0.0%
MULANDA		12	0.4%
MUTERERE		1	0.0%
MUTUNDA		1	0.0%
MWIZI		1	0.0%
MYENE		2	0.1%
NABIGASA		1	0.0%
NABITENDE		1	0.0%
NABUKALU		6	0.2%
NABWERU DIVISION		5	0.2%
NADUNGET		8	0.3%
NAGEMBE DIVISION		1	0.0%
NAJEMBE DIVISION		1	0.0%
NAKALAMA		5	0.2%
NAKALOKI TOWN COUNCIL		1	0.0%
NAKAPIRIPIT		1	0.0%
NAKAPIRIPIT TOWN COUNCIL		10	0.3%
NAKASEKE		1	0.0%
NAKATSI		7	0.2%
NAKAWA		2	0.1%
NAKAWA DIVISION		33	1.1%
NAMA		14	0.5%
NAMASAGALI		13	0.4%
NAMBIESO		4	0.1%
NAMBOKO		10	0.3%
NAMOKORA		2	0.1%
NAMUGONGO		3	0.1%
NAMUGONGO DIVISION		3	0.1%
NAMUTUMBA		11	0.4%
NAMUTUMBA TOWN COUNCIL		1	0.0%
NAMWENDWA		2	0.1%
NANKOMA		1	0.0%
NANSANA DIVISION		6	0.2%
NANSOLOLO		6	0.2%
NDAGWE		9	0.3%






































File : GSEC1

s1aq03a: 3. Sub-County/Division/Town Council

Value	Label	Cases	Percentage
NDEIJA		11	0.4%
NDEJJE DIVISION		3	0.1%
NDHEW		3	0.1%
NEBBI		18	0.6%
NGAI		2	0.1%
NGARAMA		11	0.4%
NGETTA		22	0.7%
NGOGWE		1	0.0%
NGOLERIET		4	0.1%
NGOMA		8	0.3%
NJERU DIVISION		10	0.3%
NKANDWA		1	0.0%
NKOZI		1	0.0%
NORTHERN DIVISION		35	1.1%
NORTHERN DIVISON		18	0.6%
NTUNGAMO		1	0.0%
NTUUSI		7	0.2%
NTWETWE TOWN COUNCIL		5	0.2%
NYABBANI		1	0.0%
NYABUBARE		17	0.5%
NYABUHARWA		8	0.3%
NYAKISHANA		12	0.4%
NYAKISHENYI		17	0.5%
NYAKITUNDA		22	0.7%
NYAKYERA		14	0.5%
NYAMAREBE		1	0.0%
NYAMARWA		2	0.1%
NYAMITANGA DIVISION		1	0.0%
NYAMWAMBA DIVISION		7	0.2%
NYANKWANZI		10	0.3%
NYAPEA		1	0.0%
NYARUBUYE		11	0.4%
NYARUSIZA		9	0.3%
NYENDO- SSENYANGE DIVISION		1	0.0%
NYENGA		1	0.0%
NYENGA DIVISION		17	0.5%

File : GSEC1

s1aq03a: 3. Sub-County/Division/Town Council

Value	Label	Cases	Percentage
NYERO		2	 0.1%
OBONGI TOWN COUNCIL		12	 0.4%
ODUPI		10	 0.3%
OGUR		3	 0.1%
OGWETTE		3	 0.1%
OJWINA DIVISION		6	 0.2%
OKWANG		1	 0.0%
OKWERODOT		17	 0.5%
OLEBA		1	 0.0%
OLILIM		10	 0.3%
OLOK		1	 0.0%
OMODOI		4	 0.1%
OMOT		7	 0.2%
OMUGO		15	 0.5%
ONGINO		18	 0.6%
ONGONGOJA		2	 0.1%
OPWATETA		1	 0.0%
OSUKURU		2	 0.1%
OTWAL		5	 0.2%
PABO		3	 0.1%
PADIBE WEST		1	 0.0%
PAGER DIVISION		4	 0.1%
PAIDHA		1	 0.0%
PAIDHA TC		1	 0.0%
PAIDHA TOWN COUNCIL		14	 0.5%
PAIMOL		1	 0.0%
PAJULU		3	 0.1%
PAKANYI		4	 0.1%
PAKWACH		11	 0.4%
PAKWACH TOWN COUNCIL		1	 0.0%
PATIKO		1	 0.0%
PAYA		1	 0.0%
PECE DIVISION		12	 0.4%
RAILWAY DIVISION		1	 0.0%
RENGEN		1	 0.0%
RHINO CAMP		2	 0.1%
RIGBO		1	 0.0%

File : GSEC1

s1aq03a: 3. Sub-County/Division/Town Council

Value	Label	Cases	Percentage
RUBAARE		9	0.3%
RUBAARE TOWN COUNCIL		1	0.0%
RUBAGA		1	0.0%
RUBAGA DIVISION		34	1.1%
RUBANDA TOWN COUNCIL		2	0.1%
RUBAYA		6	0.2%
RUBINDI		1	0.0%
RUBONGI		3	0.1%
RUGANDO		1	0.0%
RUGASHARI		1	0.0%
RUGYEYO		10	0.3%
RUHAAMA		1	0.0%
RUHINDA		1	0.0%
RUKIRI		17	0.5%
RUPA		1	0.0%
RUYONZA		10	0.3%
RWANYAMAHE		1	0.0%
RWASHAMAIRI TOWN COUNCIL		1	0.0%
RWENGWE		9	0.3%
RWENSHANDE		1	0.0%
RWENTUUHA TOWN COUNCIL		10	0.3%
SANGA		1	0.0%
SANGAR		2	0.1%
SEMUTO TOWN COUNCIL		1	0.0%
SERERE TOWN COUNCIL		1	0.0%
SIDOK		8	0.3%
SIGULU ISLAND		5	0.2%
SIRONKO TOWN COUNCIL		5	0.2%
SISUNI		11	0.4%
SOROTI		13	0.4%
SOUTHERN DIVISION		33	1.1%

File : GSEC1

s1aq03a: 3. Sub-County/Division/Town Council

Value	Label	Cases	Percentage
SOUTHERN DIVISION		1	0.0%
SSEKANYONYI		6	0.2%
SSI-BUKUNJA		10	0.3%
SSISA		1	0.0%
TARA		1	0.0%
TOROMA		14	0.5%
TTAMU DIVISION		16	0.5%
TUBUR		2	0.1%
UNYAMA		2	0.1%
USUK		1	0.0%
VURRA		12	0.4%
WADELAI		1	0.0%
WAIRASA		9	0.3%
WAKISO		13	0.4%
WAKISO TOWN COUNCIL		1	0.0%
WANALE DIVISION		1	0.0%
WESTERN DIVISION		21	0.7%
WOBULENZI TOWN COUNCIL		3	0.1%
YIVU		10	0.3%
ZIROBWE		6	0.2%
ZOMBO TOWN COUNCIL		12	0.4%

Warning: these figures indicate the number of cases found in the data file. They cannot be interpreted as summary statistics of the population of interest.

sc_2018: Sub-County/Division/Town Council Code

Information	[Type= continuous] [Format=numeric] [Range= 1-35] [Missing=*]
Statistics [NW/ W]	[Valid=3095 /-] [Invalid=3 /-] [Mean=4.979 /-] [StdDev=4.452 /-]
# s1aq04a: 4. Parish/Ward	
Information	[Type= discrete] [Format=character] [Missing=*]
Statistics [NW/ W]	[Valid=3097 /-] [Invalid=0 /-]

Value	Label	Cases	Percentage
AAKUM		1	0.0%
ABANY		1	0.0%
ABAR WEST		2	0.1%
ABERIDWOGO		1	0.0%
ABILIEP		7	0.2%
ABIRA EAST		12	0.4%
ABITING		2	0.1%

File : GSEC1

s1aq04a: 4. Parish/Ward

Value	Label	Cases	Percentage
ABONGOWER		1	0.0%
ABUBUR		2	0.1%
ABULI		2	0.1%
ABWONG		9	0.3%
ACHUNGI		1	0.0%
ACOKARA		2	0.1%
ACOYO		1	0.0%
ACUTKUMU		3	0.1%
ADALAFU		1	0.0%
ADEA		3	0.1%
ADEKNINO		8	0.3%
ADEL		1	0.0%
ADELLOGO		15	0.5%
ADELOGO		1	0.0%
ADOK		1	0.0%
ADOLO		1	0.0%
ADONYOIMO		1	0.0%
ADWOKI		4	0.1%
ADYERAKONY.		2	0.1%
AFYA		1	0.0%
AGENGO		8	0.3%
AGONGA		10	0.3%
AGURURU A		3	0.1%
AGURUT		1	0.0%
AGWENONYWA		1	0.0%
AJIBA		4	0.1%
AKALI		1	0.0%
AKAYA		5	0.2%
AKETO		1	0.0%
AKOROMIT		9	0.3%
AKURAO		14	0.5%
ALEBERE		1	0.0%
ALEMERE		1	0.0%
ALER		1	0.0%
ALIA		1	0.0%
ALIBA		3	0.1%
ALIR		1	0.0%
ALITO CAMP		1	0.0%
ALIVU		1	0.0%
ALUTKOT		12	0.4%
AMAI		8	0.3%
AMBALA		1	0.0%
AMIIABERIDWO		9	0.3%

File : GSEC1

s1aq04a: 4. Parish/Ward

Value	Label	Cases	Percentage
AMINIT		2	0.1%
AMONOLOCOO		1	0.0%
AMUDAT		3	0.1%
AMUNGA		2	0.1%
AMURIA		1	0.0%
AMUSIA		3	0.1%
ANAI		1	0.0%
ANEPKIDE		8	0.3%
ANEPKIDI		1	0.0%
ANGAYA		1	0.0%
ANGAZI		7	0.2%
ANGETTA		1	0.0%
ANGWETANGW		1	0.0%
ANIPI		1	0.0%
ANYANGAPUC		2	0.1%
ANYOLA		2	0.1%
ANYOMOLYEC		3	0.1%
ANYOMOREM		1	0.0%
ANZUU		10	0.3%
AORNGA		2	0.1%
APA		1	0.0%
APACH		15	0.5%
APAPA		1	0.0%
APARISA		2	0.1%
APOBO		5	0.2%
APUCE		1	0.0%
ARAPAI		12	0.4%
ARINGA		1	0.0%
ARIPIA		1	0.0%
ARWOTOMITO		2	0.1%
ASUNGA		1	0.0%
ASURET		1	0.0%
ATEGO		1	0.0%
ATIGOLWOK		1	0.0%
ATINKOK		3	0.1%
ATONGTIDI		1	0.0%
ATULE		1	0.0%
ATUNGA		9	0.3%
ATURA		1	0.0%
AUMI		1	0.0%
AWILA		12	0.4%
AWINDIRI		1	0.0%
AWIO		1	0.0%

File : GSEC1

s1aq04a: 4. Parish/Ward

Value	Label	Cases	Percentage
AWOBA		2	0.1%
AWOJA		12	0.4%
AYAA		1	0.0%
AYAGO		1	0.0%
AYAMO		1	0.0%
AYEOLYEC		2	0.1%
AYIKO		1	0.0%
AYURI		1	0.0%
BAMUSUUTA		1	0.0%
BANDA		6	0.2%
BAR PII		1	0.0%
BARAPWO		1	0.0%
BARONGER GO DOWN		1	0.0%
BARONGIN		22	0.7%
BAZAAR		2	0.1%
BBAALE		1	0.0%
BBONGOLE		5	0.2%
BIGANDO		6	0.2%
BIHANGA		1	0.0%
BIJAABA		1	0.0%
BIRONGO		8	0.3%
BISON MAGURIA		1	0.0%
BITSYA		2	0.1%
BOLO		1	0.0%
BUBAJJWE		1	0.0%
BUBALYA		1	0.0%
BUBANGO		1	0.0%
BUDAKA		3	0.1%
BUFUKHULA		1	0.0%
BUFUNDA		4	0.1%
BUGARAMA		10	0.3%
BUGAYA		9	0.3%
BUGERE		7	0.2%
BUGONDO		4	0.1%
BUGUMBA		1	0.0%
BUGUMYA		8	0.3%
BUGUSEGE		9	0.3%
BUHOZI		11	0.4%
BUHUMBU		1	0.0%
BUJAGA		1	0.0%
BUJANGA		1	0.0%
BUKANGO		1	0.0%

File : GSEC1

s1aq04a: 4. Parish/Ward

Value	Label	Cases	Percentage
BUKASA		3	0.1%
BUKAYE		2	0.1%
BUKERERE		3	0.1%
BUKHOMA		8	0.3%
BUKIBETI		10	0.3%
BUKIBINO		8	0.3%
BUKIMU		1	0.0%
BUKOKHO		1	0.0%
BUKOOBA		3	0.1%
BUKOTO I		3	0.1%
BUKOTO II		2	0.1%
BUKOYO		7	0.2%
BUKURUNGO		1	0.0%
BUKUTO		1	0.0%
BULAMU		1	0.0%
BULIKA		1	0.0%
BULINGO		7	0.2%
BULOBA		8	0.3%
BULOGO		2	0.1%
BULONGO		5	0.2%
BULUWE		8	0.3%
BULUYA		5	0.2%
BULWADDA		1	0.0%
BULYANTETE		1	0.0%
BUMAEFE		10	0.3%
BUMAGAMBO		9	0.3%
BUMUKULUMA		9	0.3%
BUMULIKA		1	0.0%
BUMULISYA		10	0.3%
BUMUSOMI		1	0.0%
BUMWENA		2	0.1%
BUMYUKA		1	0.0%
BUNG		1	0.0%
BUPALA		9	0.3%
BUR-LOBO		1	0.0%
BURA		8	0.3%
BURAMBIRA		1	0.0%
BUSABALA		3	0.1%
BUSEGA		4	0.1%
BUSHUNYA		7	0.2%
BUSIIKA		1	0.0%
BUSIMAOLYA		6	0.2%
BUSOWA		1	0.0%

File : GSEC1

s1aq04a: 4. Parish/Ward

Value	Label	Cases	Percentage
BUSUNJU TOWN BOARD		4	<div></div> 0.1%
BUSUYI		9	<div></div> 0.3%
BUTABIKA		2	<div></div> 0.1%
BUTEBA		10	<div></div> 0.3%
BUTINDUYI		10	<div></div> 0.3%
BUTININDI		1	<div></div> 0.0%
BUTSEBENI		2	<div></div> 0.1%
BUTULUME		3	<div></div> 0.1%
BUTUNDUZI		7	<div></div> 0.2%
BUWAGI		8	<div></div> 0.3%
BUWENGE WEST		1	<div></div> 0.0%
BUWUNI RURAL		1	<div></div> 0.0%
BUYIISA		5	<div></div> 0.2%
BUZIGA		6	<div></div> 0.2%
BWAISE II		4	<div></div> 0.1%
BWENDA		1	<div></div> 0.0%
BWESA		7	<div></div> 0.2%
BWEYOGERERI		9	<div></div> 0.3%
BWIKYA		1	<div></div> 0.0%
BWIRI		1	<div></div> 0.0%
CAMPSWAHILI		5	<div></div> 0.2%
CENTRAL		25	<div></div> 0.8%
CENTRAL WARD		1	<div></div> 0.0%
CHADONGO		1	<div></div> 0.0%
CHANA		1	<div></div> 0.0%
CHEGERE		10	<div></div> 0.3%
CHEMANGANG		1	<div></div> 0.0%
CHIABA		1	<div></div> 0.0%
CHODONG		1	<div></div> 0.0%
CHURCH		1	<div></div> 0.0%
DEGIBA		12	<div></div> 0.4%
DIMA		1	<div></div> 0.0%
DOG APIO		1	<div></div> 0.0%
DOGAPIO		12	<div></div> 0.4%
DOOBA		10	<div></div> 0.3%
DRANZIPI		1	<div></div> 0.0%
DRIWALA		1	<div></div> 0.0%
EGAMARA		1	<div></div> 0.0%
ELENDEREA		1	<div></div> 0.0%
ERUBA		1	<div></div> 0.0%
GGULU		1	<div></div> 0.0%

File : GSEC1

s1aq04a: 4. Parish/Ward

Value	Label	Cases	Percentage
GITOVU		1	0.0%
GOBU		1	0.0%
GODIA		1	0.0%
GOMBE		10	0.3%
GONDOHERA		10	0.3%
GREENLAND		3	0.1%
GWANDA		8	0.3%
GWENGDIYA		1	0.0%
IBAARE		6	0.2%
IBANDA		12	0.4%
IDUDI TOWN BOARD		1	0.0%
IGGWE		2	0.1%
IGOZA		1	0.0%
IKUMBYA		8	0.3%
ILEE		1	0.0%
INDUSTRIAL		5	0.2%
IREDA WEST		4	0.1%
IRIAGA		2	0.1%
IRUNDU		1	0.0%
ISIMBA		1	0.0%
ITARA		6	0.2%
ITOJO		7	0.2%
IVUNAMBA		10	0.3%
IWAL		16	0.5%
JUMA		10	0.3%
JUPANGIRA		1	0.0%
KABAALE		1	0.0%
KABALE		1	0.0%
KABANGA		1	0.0%
KABBEGA		1	0.0%
KABEGARAMIR		1	0.0%
KABIGI		1	0.0%
KABIMBIRI		16	0.5%
KABOWA		1	0.0%
KABUKYE		10	0.3%
KABUSOTA		1	0.0%
KACHABOI		1	0.0%
KACHINGA		7	0.2%
KADESOK		1	0.0%
KAFUNJO		1	0.0%
KAGAAGA		11	0.4%
KAGAMBA		10	0.3%
KAGANDO		1	0.0%

File : GSEC1

s1aq04a: 4. Parish/Ward

Value	Label	Cases	Percentage
KAGANGO		1	0.0%
KAGARAMA		1	0.0%
KAGOMA		1	0.0%
KAGONGO		1	0.0%
KAGUGUBE		5	0.2%
KAGULU		1	0.0%
KAHARO		8	0.3%
KAHENDERO		7	0.2%
KAHOKO		8	0.3%
KAHOKYA		12	0.4%
KAHUNGYE		3	0.1%
KAKAKALA		5	0.2%
KAKAYO		2	0.1%
KAKERE		1	0.0%
KAKIGAANI		1	0.0%
KAKIIKA		1	0.0%
KAKINGA		11	0.4%
KAKOBA		17	0.5%
KAKOGE WARD		4	0.1%
KAKOMA		15	0.5%
KAKUNYU		1	0.0%
KAKUTOT		1	0.0%
KAL		1	0.0%
KALABONG		2	0.1%
KALAGALA		8	0.3%
KALANAMU		6	0.2%
KALIIRO		2	0.1%
KALIRO		2	0.1%
KALOWANG		8	0.3%
KALUPO		1	0.0%
KAMATURU		7	0.2%
KAMAYENJE		1	0.0%
KAMIRA		1	0.0%
KAMMENGO		1	0.0%
KAMONDO		1	0.0%
KAMOR		4	0.1%
KAMUKUZI		2	0.1%
KAMULI		2	0.1%
KAMULI SABAWALI		7	0.2%
KAMURI		2	0.1%
KAMUSONGOL		2	0.1%
KAMUZINDA		2	0.1%

File : GSEC1

s1aq04a: 4. Parish/Ward

Value	Label	Cases	Percentage
KANGODO		5	0.2%
KANYANYA		10	0.3%
KAPEEKA		1	0.0%
KAPIR		1	0.0%
KARAMBI		13	0.4%
KAREMBE		1	0.0%
KARWENYI		9	0.3%
KASAANA		10	0.3%
KASAMBIKA		1	0.0%
KASANA		1	0.0%
KASANJE		1	0.0%
KASEJERE		9	0.3%
KASENGE		7	0.2%
KASENSERO		1	0.0%
KASHENYI		2	0.1%
KASHOJWA		9	0.3%
KASHOZI EAST		2	0.1%
KASHOZI WEST		1	0.0%
KASIIRA		1	0.0%
KASIMERI		8	0.3%
KASITA		1	0.0%
KASODO		1	0.0%
KASOIGO		7	0.2%
KASOKERO		9	0.3%
KASOLWE		1	0.0%
KASSAAZI		4	0.1%
KASUBI		1	0.0%
KASULA		7	0.2%
KASUNGANYA		8	0.3%
KATALE		1	0.0%
KATANGA		12	0.4%
KATANGA WARD		1	0.0%
KATARAANKA		14	0.5%
KATATENGA		1	0.0%
KATEMBE		1	0.0%
KATENDE		6	0.2%
KATEREIGA		6	0.2%
KATETA		1	0.0%
KATETE		1	0.0%
KATI		9	0.3%
KATIIRWE		1	0.0%

File : GSEC1

s1aq04a: 4. Parish/Ward

Value	Label	Cases	Percentage
KATILEKORI		1	0.0%
KATOGO		8	0.3%
KATONTE		10	0.3%
KATOOGO		10	0.3%
KATWE II		1	0.0%
KAWANDA		2	0.1%
KAWEMPE I		1	0.0%
KAWEMPE II		9	0.3%
KAYANJA		1	0.0%
KAYINJA		1	0.0%
KAYUNGA		1	0.0%
KAYUNGA CENTRAL		2	0.1%
KAZO		1	0.0%
KAZO ANGOLA		1	0.0%
KIBASI		8	0.3%
KIBIBI		10	0.3%
KIBIMBA		7	0.2%
KIBOOTA		1	0.0%
KIBUKWA		2	0.1%
KIBULI		3	0.1%
KIBUUKA		7	0.2%
KIBUYE II		6	0.2%
KIDERA		2	0.1%
KIDOKOLO		1	0.0%
KIDUUZI		2	0.1%
KIGENYA		1	0.0%
KIGOTO		1	0.0%
KIHAGUZI		1	0.0%
KIHAMBA		1	0.0%
KIHOMBOZA		7	0.2%
KIHUUBA		1	0.0%
KIJANJU		6	0.2%
KIJUMBA		2	0.1%
KIJUGUTA		1	0.0%
KIJUMA		1	0.0%
KIJUMBA WEST		1	0.0%
KIJUNA		10	0.3%
KIKAAYA		7	0.2%
KIKEREGE		1	0.0%
KIKOKWA		1	0.0%
KIKONGI		6	0.2%

File : GSEC1

s1aq04a: 4. Parish/Ward

Value	Label	Cases	Percentage
KIKONI		1	0.0%
KIKWAYA		9	0.3%
KIMAANYA		2	0.1%
KIMULI		4	0.1%
KIMWANYI		1	0.0%
KINAMBOGO		7	0.2%
KINOGOZI		1	0.0%
KINONI		1	0.0%
KINYARA		4	0.1%
KIRA		1	0.0%
KIRAAARO		7	0.2%
KIRAGURA		15	0.5%
KIRASA		9	0.3%
KIREKA		6	0.2%
KIREWE		7	0.2%
KIRINYA		6	0.2%
KIROMBE		2	0.1%
KIRONGO		1	0.0%
KIRULUMBA		1	0.0%
KIRUNGI		7	0.2%
KIRYANGOBE		1	0.0%
KIRYOKYA		2	0.1%
KISAIKYE		12	0.4%
KISANSA		1	0.0%
KISEKENDE		1	0.0%
KISENYI II		2	0.1%
KISHASHA		1	0.0%
KISOJJO		5	0.2%
KISUBI		2	0.1%
KISUURA		4	0.1%
KITAIHUKA		9	0.3%
KITAMBA		9	0.3%
KITANABA		1	0.0%
KITANGA		8	0.3%
KITEEZI		1	0.0%
KITENDE		3	0.1%
KITIMBA		9	0.3%
KITONGOLE		9	0.3%
KITONYA		1	0.0%
KITOROGYA		2	0.1%
KITOVU		8	0.3%
KITUMBA		2	0.1%
KITUMBI		2	0.1%

File : GSEC1

s1aq04a: 4. Parish/Ward

Value	Label	Cases	Percentage
KITUNGA		1	0.0%
KIVUUVU		6	0.2%
KIWAFU		1	0.0%
KIWANGALA		1	0.0%
KIYANJA		8	0.3%
KIZIBA		18	0.6%
KIZINDA		1	0.0%
KIZINGA		11	0.4%
KOBIUN		1	0.0%
KOCH		9	0.3%
KONGOTO		10	0.3%
KONGUNGA		11	0.4%
KONO		10	0.3%
KOTIDO CENTRAL		10	0.3%
KOTIDO EAST		1	0.0%
KOTIDO RURAL		2	0.1%
KOTYANG		9	0.3%
KULODWONG		1	0.0%
KULUABURA		1	0.0%
KULUBA		1	0.0%
KUNGU		1	0.0%
KYABAKADDE		1	0.0%
KYABIGONDO		1	0.0%
KYAKASA		3	0.1%
KYAKUTEREKE		8	0.3%
KYAMBOGO		2	0.1%
KYAMUYIMBW		1	0.0%
KYANAMIRA		9	0.3%
KYANGWALI		12	0.4%
KYANJA		6	0.2%
KYARUHANGA		5	0.2%
KYAYIMBA		1	0.0%
KYEBANDO		1	0.0%
KYEBANDO I		2	0.1%
KYEGEGWA		1	0.0%
KYENGANDO		1	0.0%
KYENGERA TOWN BOARD		1	0.0%
KYENGEZA		1	0.0%
KYERIMA		9	0.3%
KYESIIGA		1	0.0%
LABALA		3	0.1%

File : GSEC1

s1aq04a: 4. Parish/Ward

Value	Label	Cases	Percentage
LABONGO		3	0.1%
LAKWOR		1	0.0%
LAPAINAT WEST		1	0.0%
LAZEBU		9	0.3%
LOBONGIA		8	0.3%
LOBULE		1	0.0%
LOBUNEIT		6	0.2%
LOGOBA		2	0.1%
LOKIAL		2	0.1%
LOKORETO		4	0.1%
LOMERUMA		5	0.2%
LOMUNGA		1	0.0%
LOMUNO		6	0.2%
LOSILANG		11	0.4%
LOSILANG PARISH		1	0.0%
LTOJO		1	0.0%
LUBA		1	0.0%
LUBAGA		3	0.1%
LUBYA		7	0.2%
LUFE		1	0.0%
LUGBARI		1	0.0%
LUGOBA		10	0.3%
LUGUSULU		6	0.2%
LUGYO		1	0.0%
LUKEE		1	0.0%
LUKONE		4	0.1%
LUNGUJJA		6	0.2%
LURUNU		1	0.0%
LUWAFU		1	0.0%
LWABAKOBA		1	0.0%
LWALA		3	0.1%
LWAMATA		1	0.0%
LWANYAMA		1	0.0%
LYAKISANA		9	0.3%
MABONA		15	0.5%
MADI KILOC		1	0.0%
MAFUDU		1	0.0%
MAGAMAGA TOWN BOARD		9	0.3%
MAGANJO		2	0.1%
MAKENYA		1	0.0%
MAKERERE II		2	0.1%

File : GSEC1

s1aq04a: 4. Parish/Ward

Value	Label	Cases	Percentage
MAKERERE UNIVERSITY		1	0.0%
MALUKHU		8	0.3%
MANAGO		1	0.0%
MARALE		1	0.0%
MASALOA		1	0.0%
MASAZA		1	0.0%
MASESE		3	0.1%
MASOOLI		5	0.2%
MATUGGA		1	0.0%
MAYA		2	0.1%
MAYANJA		1	0.0%
MAYIRIKITI		1	0.0%
MBAZZI		8	0.3%
MBIRIIZI		7	0.2%
MBIZZINYA		2	0.1%
MBUYA I		2	0.1%
MBUYA II		1	0.0%
MENGO		8	0.3%
MIDIA		1	0.0%
MIKOMBE		1	0.0%
MIRONGO		1	0.0%
MISHENYI		1	0.0%
MOONI		1	0.0%
MORUITA		7	0.2%
MORUNGOLE		2	0.1%
MPONDWE		1	0.0%
MPUMUDDE		9	0.3%
MUGARUSTYA		7	0.2%
MUGARUTSYA		1	0.0%
MUKALE		11	0.4%
MUKO		7	0.2%
MULAGO II		1	0.0%
MULANDA		10	0.3%
MUNDADDE		1	0.0%
MUSUBIRO		1	0.0%
MUTAJAZI		2	0.1%
MUTERERE		1	0.0%
MUTTO		1	0.0%
MUTUKULA		8	0.3%
MUTUNDWE		4	0.1%
MUTUNGO		7	0.2%
MUTUNGO I		4	0.1%
MUYUMBU		1	0.0%

File : GSEC1

s1aq04a: 4. Parish/Ward

Value	Label	Cases	Percentage
MVARA		1	0.0%
MWERA		10	0.3%
NABIGANDA		9	0.3%
NABIGASA		1	0.0%
NABITAMBALA		10	0.3%
NABITEETE		11	0.4%
NABWERU SOUTH		1	0.0%
NABYOTO		1	0.0%
NACHUKUL		11	0.4%
NAGURU I		1	0.0%
NAGURU II		2	0.1%
NAITAKWAE		8	0.3%
NAJJANANKUM I		3	0.1%
NAJJANANKUM II		2	0.1%
NAKABALE		1	0.0%
NAKABELA		9	0.3%
NAKABUGO		2	0.1%
NAKADELI		1	0.0%
NAKAGONGO		1	0.0%
NAKALAMA		3	0.1%
NAKALEMBE		19	0.6%
NAKASEETA		1	0.0%
NAKASENYI		7	0.2%
NAKATEETE		12	0.4%
NAKULABYE I		1	0.0%
NAKWAKWA		1	0.0%
NALUBWOYO		1	0.0%
NALUGAI		8	0.3%
NALUGALA		7	0.2%
NALUGUGU		1	0.0%
NAMABU		10	0.3%
NAMAGABI		8	0.3%
NAMAJI		1	0.0%
NAMASAGALI		1	0.0%
NAMASUBA		4	0.1%
NAMATALA		1	0.0%
NAMAWOJJOLC		1	0.0%
NAMENGO		5	0.2%
NAMIGAVU		7	0.2%
NAMIRINGA		1	0.0%
NAMPAOGWE		1	0.0%

File : GSEC1

s1aq04a: 4. Parish/Ward

Value	Label	Cases	Percentage
NAMPOLOGOM		8	0.3%
NAMPONGWE		4	0.1%
NAMTHIN		7	0.2%
NAMTHINI		1	0.0%
NAMUBIRU		2	0.1%
NAMULESA		1	0.0%
NAMUSAALE		10	0.3%
NAMUSERA		1	0.0%
NANKOMA		1	0.0%
NANKULABYE I		2	0.1%
NANSOLOLO		1	0.0%
NANTABULIRIF		1	0.0%
NARENGEPAK		1	0.0%
NARIKAPET		1	0.0%
NARISAE		3	0.1%
NATEETE		4	0.1%
NATHINYONOI		2	0.1%
NAWAMPANDA		9	0.3%
NAWANSAGWA		11	0.4%
NDEJJE		2	0.1%
NDOLWA		12	0.4%
NEKUKU		1	0.0%
NGOMA		9	0.3%
NGONGOLO		1	0.0%
NICU		8	0.3%
NINDYE		1	0.0%
NJARA		1	0.0%
NJERU WEST		9	0.3%
NJERU WEST WARD		1	0.0%
NKAATU		5	0.2%
NKANDWA		1	0.0%
NKOKONJERU		1	0.0%
NKUMBA		5	0.2%
NKUNGULUTAI		1	0.0%
NSHENYI		2	0.1%
NSOONO		10	0.3%
NSUUBE KAUGA		1	0.0%
NTAAWO		2	0.1%
NTAYIGIRWA		1	0.0%
NTENJERU		2	0.1%
NTUNGU		2	0.1%

File : GSEC1

s1aq04a: 4. Parish/Ward

Value	Label	Cases	Percentage
NYABITEETE		11	0.4%
NYABITETE		1	0.0%
NYABUBARE		13	0.4%
NYABUHARWA		8	0.3%
NYAKAGONGO		6	0.2%
NYAKAIKARA		8	0.3%
NYAKARONGO		2	0.1%
NYAKASANGA I WARD		1	0.0%
NYAKASHAKA		1	0.0%
NYAKIGYERA		1	0.0%
NYALAKOT		2	0.1%
NYAMASA		11	0.4%
NYAMASA PARISH		2	0.1%
NYAMITYOBOF		1	0.0%
NYAMUNUKA TOWN BOARD		1	0.0%
NYANGA		9	0.3%
NYANGOLE		1	0.0%
NYANTSIMBO		2	0.1%
NYARUBANGA		1	0.0%
NYARUBUNGO		1	0.0%
NYARURAMBI		2	0.1%
NYARUTOJO		1	0.0%
NYARWIMUKA		1	0.0%
NYENDO		1	0.0%
NYENJE		1	0.0%
NYIBOLA		8	0.3%
NYIO		1	0.0%
NYONGOZI		1	0.0%
OBER		2	0.1%
OBIM		2	0.1%
OBORE		1	0.0%
OBOTIA		17	0.5%
OBWOBWO		1	0.0%
OCHIENG		5	0.2%
OCINI		1	0.0%
ODING		1	0.0%
ODIPAI		1	0.0%
ODULUBA		6	0.2%
OGUSI		2	0.1%
OGWANGACUM		1	0.0%
OJAPI		1	0.0%

File : GSEC1

s1aq04a: 4. Parish/Ward

Value	Label	Cases	Percentage
OJOM		2	0.1%
OJUL		10	0.3%
OKAPI		3	0.1%
OKOMO		1	0.0%
OKUDA		1	0.0%
OKWALOAMAF		1	0.0%
OLAGO		1	0.0%
OLD CAMP-SWAHILI		1	0.0%
OLIBA		1	0.0%
OLUA		1	0.0%
OMACH		1	0.0%
OMBIA		1	0.0%
OMBOKORO		1	0.0%
OMEE		9	0.3%
OMITO		1	0.0%
OMOLADYANG		2	0.1%
OMURANG		16	0.5%
OMUROKA		18	0.6%
ONGURA		1	0.0%
OPENZINZI		1	0.0%
OPUYO		13	0.4%
ORUM		1	0.0%
ORUPOE		1	0.0%
ORUPU		10	0.3%
OSUGURO		1	0.0%
OTANGOCINGE		1	0.0%
OTUMBARI		9	0.3%
OTUMPILI		7	0.2%
OWANG		1	0.0%
PACHUA		1	0.0%
PAIBONA		1	0.0%
PAIBWOR		9	0.3%
PAIDWE		1	0.0%
PAKAYO		8	0.3%
PAKEYO		1	0.0%
PALEY		1	0.0%
PALORINYA		1	0.0%
PALWO		11	0.4%
PAMODO		1	0.0%
PAMUJO		9	0.3%
PARANGA		1	0.0%
PATUDA		1	0.0%
PAWEL		10	0.3%

File : GSEC1

s1aq04a: 4. Parish/Ward

Value	Label	Cases	Percentage
PAYA		1	0.0%
PECE PRISON		1	0.0%
PODO		1	0.0%
POKEA		1	0.0%
PUGWENYI		1	0.0%
PUKICA		1	0.0%
PUNENA		2	0.1%
PUVUNGU WEST		1	0.0%
QUEEN'S		1	0.0%
RAGEM LOWER		1	0.0%
RIGBONGA		7	0.2%
ROBU		7	0.2%
RUBINGO		3	0.1%
RUGAAGA		1	0.0%
RUGASHARI		1	0.0%
RUHARO		1	0.0%
RUHIIRA		19	0.6%
RUHIRA		1	0.0%
RUKONDO		10	0.3%
RUKONGI		9	0.3%
RUSHAYO		1	0.0%
RUSHERE		1	0.0%
RUTOOMA		7	0.2%
RUTOOMA WARD		1	0.0%
RWAMBU		1	0.0%
RWAMUKOORA		8	0.3%
RWENGWE		8	0.3%
RWENSENENE		1	0.0%
RWENTUUHA		10	0.3%
RWOBURUNGA		1	0.0%
RYAMIYONGA		1	0.0%
SAGAZI		9	0.3%
SALAAMA		2	0.1%
SANGA		1	0.0%
SCHEME		6	0.2%
SEETA		1	0.0%
SERR		2	0.1%
SOUTH		6	0.2%
SOUTH CENTRAL		1	0.0%
SOUTHERN		1	0.0%
SSUMBWE		2	0.1%

File : GSEC1

s1aq04a: 4. Parish/Ward

Value	Label	Cases	Percentage
TANK		6	0.2%
TEGWANA		1	0.0%
TELELA		2	0.1%
TEMOGO		2	0.1%
TENGE		7	0.2%
TONGOLO		8	0.3%
TTAMU		10	0.3%
TUBA		8	0.3%
TUKALIRI		10	0.3%
UBBI		9	0.3%
VANGUARD		1	0.0%
VILLAMARIA		2	0.1%
WABIGALO		2	0.1%
WABUYINJA		1	0.0%
WALELA		2	0.1%
WAMALA		2	0.1%
WANGOBO		4	0.1%
WANYAMA		1	0.0%
WANYANGE		1	0.0%
WARD D		1	0.0%
WARD I		8	0.3%
WATTUBA		1	0.0%
WEST		1	0.0%
WESTERN		10	0.3%
WESTLAND B		1	0.0%
WIRAO		1	0.0%
WOBULENZI CENTRAL		3	0.1%
WORMWAKA		2	0.1%
YAKINEMIJI		12	0.4%
ZAMBIA		1	0.0%
ZINGILI		1	0.0%
ZUMA		2	0.1%

Warning: these figures indicate the number of cases found in the data file. They cannot be interpreted as summary statistics of the population of interest.

pc_2018: Parish/Ward Code

Information		[Type= discrete] [Format=numeric] [Range= 1-20] [Missing=*]	
Statistics [NW/ W]		[Valid=3095 /-] [Invalid=3 /-] [Mean=3.674 /-] [StdDev=2.686 /-]	
Value	Label	Cases	Percentage
1		610	<div></div> 19.7%
2		581	<div></div> 18.8%
3		532	<div></div> 17.2%
4		522	<div></div> 16.9%
5		337	<div></div> 10.9%

File : GSEC1

pc_2018: Parish/Ward Code

Value	Label	Cases	Percentage
6		195	6.3%
7		109	3.5%
8		69	2.2%
9		24	0.8%
10		26	0.8%
11		4	0.1%
12		18	0.6%
13		20	0.6%
14		20	0.6%
15		9	0.3%
16		3	0.1%
17		10	0.3%
18		2	0.1%
19		1	0.0%
20		3	0.1%
Sysmiss		3	

Warning: these figures indicate the number of cases found in the data file. They cannot be interpreted as summary statistics of the population of interest.

urban: 7. Rural/Urban

Information		[Type= discrete] [Format=numeric] [Range= 0-1] [Missing=*]	
Statistics [NW/ W]		[Valid=3078 /-] [Invalid=20 /-]	
Value	Label	Cases	Percentage
0	Rural	2333	<div></div> 75.8%
1	Urban	745	<div></div> 24.2%
Sysmiss		20	

Warning: these figures indicate the number of cases found in the data file. They cannot be interpreted as summary statistics of the population of interest.

response_status: Response Status

Information		[Type= discrete] [Format=numeric] [Range= 1-4] [Missing=*]		
Statistics [NW/ W]		[Valid=3098 /-] [Invalid=0 /-]		
Value	Label	Cases	Percentage	
1	Completed	3098	<div></div>	100.0%
2	Partially Done	0		
4	Not Done	0		

Warning: these figures indicate the number of cases found in the data file. They cannot be interpreted as summary statistics of the population of interest.

year: Year of Interview

Information		[Type= discrete] [Format=character] [Missing=*]		
Statistics [NW/ W]		[Valid=3078 /-] [Invalid=0 /-]		
Value	Label	Cases	Percentage	
2019		2148	<div></div>	69.8%
2020		930	<div></div>	30.2%

Warning: these figures indicate the number of cases found in the data file. They cannot be interpreted as summary statistics of the population of interest.

File : GSEC1

month: Month of Interview

Information [Type= discrete] [Format=character] [Missing=*]

Statistics [NW/ W] [Valid=3078 /-] [Invalid=0 /-]

Value	Label	Cases	Percentage
01		512	16.6%
02		418	13.6%
03		9	0.3%
04		268	8.7%
05		380	12.3%
06		123	4.0%
07		169	5.5%
08		270	8.8%
09		347	11.3%
10		26	0.8%
11		206	6.7%
12		350	11.4%

Warning: these figures indicate the number of cases found in the data file. They cannot be interpreted as summary statistics of the population of interest.

day: Day of Interview









Information [Type= discrete] [Format=character] [Missing=*]

Statistics [NW/ W] [Valid=3078 /-] [Invalid=0 /-]

Value	Label	Cases	Percentage
01		59	1.9%
02		55	1.8%
03		62	2.0%
04		70	2.3%
05		69	2.2%
06		75	2.4%
07		58	1.9%
08		82	2.7%
09		129	4.2%
10		116	3.8%
11		126	4.1%
12		140	4.5%
13		156	5.1%
14		178	5.8%
15		171	5.6%
16		164	5.3%
17		189	6.1%
18		144	4.7%
19		138	4.5%
20		105	3.4%
21		101	3.3%
22		94	3.1%
23		101	3.3%

File : GSEC1

day: Day of Interview

Value	Label	Cases	Percentage
24		93	 3.0%
25		85	 2.8%
26		78	 2.5%
27		68	 2.2%
28		51	 1.7%
29		40	 1.3%
30		53	 1.7%
31		28	 0.9%

Warning: these figures indicate the number of cases found in the data file. They cannot be interpreted as summary statistics of the population of interest.

wave: Wave 8 data set

Information	[Type= discrete] [Format=numeric] [Range= 8-8] [Missing=*]
Statistics [NW/ W]	[Valid=3098 /-] [Invalid=0 /-] [Mean=8 /-] [StdDev=0 /-]

Value	Label	Cases	Percentage
8		3098	 100.0%

Warning: these figures indicate the number of cases found in the data file. They cannot be interpreted as summary statistics of the population of interest.

wgt: Cross sectional weight 2019/2020

Information	[Type= continuous] [Format=numeric] [Range= 327.732968385024-16057.3993981821] [Missing=*]
Statistics [NW/ W]	[Valid=3098 /-] [Invalid=0 /-] [Mean=2745.974 /-] [StdDev=2945.095 /-]

File : GSEC2

hhid: Unique household identifier in 2019/20

Information [Type= discrete] [Format=character] [Missing=*]

Statistics [NW/ W] [Valid=16056 /-] [Invalid=0 /-]

PID: PERSON IDENTIFIER in 2019/20

Information [Type= continuous] [Format=numeric] [Range= 1-22] [Missing=*]

Statistics [NW/ W] [Valid=16056 /-] [Invalid=0 /-] [Mean=4.105 /-] [StdDev=2.779 /-]

pid_unps_wave7: PERSON IDENTIFIER in 2018/19

Information [Type= discrete] [Format=character] [Missing=*]

Statistics [NW/ W] [Valid=14544 /-] [Invalid=0 /-]



Value	Label	Cases	Percentage
##N/A##		197	1.4%
1		2729	18.8%
10		319	2.2%
11		208	1.4%
12		136	0.9%
13		92	0.6%
14		57	0.4%
15		42	0.3%
16		28	0.2%
17		23	0.2%
18		17	0.1%
19		5	0.0%
2		2162	14.9%
20		6	0.0%
21		5	0.0%
22		4	0.0%
23		2	0.0%
24		1	0.0%
25		1	0.0%
26		2	0.0%
28		1	0.0%
29		1	0.0%
3		1735	11.9%
30		2	0.0%
31		1	0.0%
4		1681	11.6%
5		1541	10.6%
6		1275	8.8%
7		1003	6.9%
8		735	5.1%
9		533	3.7%

Warning: these figures indicate the number of cases found in the data file. They cannot be interpreted as summary statistics of the population of interest.

File : GSEC2

h2q3: 3. Sex










Information	[Type= discrete] [Format=numeric] [Range= 1-2] [Missing=*]
Statistics [NW/ W]	[Valid=16054 /-] [Invalid=2 /-]

Value	Label	Cases	Percentage
1	Male	7721	 48.1%
2	Female	8333	 51.9%
Sysmiss		2	

Warning: these figures indicate the number of cases found in the data file. They cannot be interpreted as summary statistics of the population of interest.

h2q4: 4. What is the relationship of %rosteritle% to the head of the household?






Information	[Type= discrete] [Format=numeric] [Range= 1-10] [Missing=*]
Statistics [NW/ W]	[Valid=16051 /-] [Invalid=5 /-]

Value	Label	Cases	Percentage
1	Head	3077	 19.2%
2	Spouse	1941	 12.1%
3	Son / daughter of head or spouse	8128	 50.6%
4	Grandchild	1948	 12.1%
5	Parent of head or spouse	62	 0.4%
6	Sister / brother of head or spouse	148	 0.9%
7	Nephew / niece	230	 1.4%
8	Other relatives	335	 2.1%
10	Non-relative	182	 1.1%
Sysmiss		5	

Warning: these figures indicate the number of cases found in the data file. They cannot be interpreted as summary statistics of the population of interest.

h2q7: 7. What is the residential status of [NAME]?






Information	[Type= discrete] [Format=numeric] [Range= 1-5] [Missing=*]
Statistics [NW/ W]	[Valid=16051 /-] [Invalid=5 /-]

Value	Label	Cases	Percentage
1	Usual member present	13360	 83.2%
2	Usual member absent	1341	 8.4%
3	Regular member present	328	 2.0%
4	Regular member absent	747	 4.7%
5	Guest	275	 1.7%
Sysmiss		5	

Warning: these figures indicate the number of cases found in the data file. They cannot be interpreted as summary statistics of the population of interest.

h2q5: 5. During the past 12 months, how many months did [NAME] live here?

Information	[Type= discrete] [Format=numeric] [Range= 0-13] [Missing=*]
Statistics [NW/ W]	[Valid=15765 /-] [Invalid=291 /-] [Mean=11.087 /-] [StdDev=2.501 /-]

Value	Label	Cases	Percentage
0		35	 0.2%
1		73	 0.5%
2		86	 0.5%
3		349	 2.2%
4		613	 3.9%

File : GSEC2

h2q5: 5. During the past 12 months, how many months did [NAME] live here?

Value	Label	Cases	Percentage
5		163	1.0%
6		195	1.2%
7		85	0.5%
8		153	1.0%
9		150	1.0%
10		168	1.1%
11		130	0.8%
12		13564	86.0%
13		1	0.0%
Sysmiss		291	

Warning: these figures indicate the number of cases found in the data file. They cannot be interpreted as summary statistics of the population of interest.

h2q6: 6. If [NAME] has not stayed for 12 months, what is the main reason for absence?

Information	[Type= discrete] [Format=numeric] [Range= 1-20] [Missing=*]
Statistics [NW/ W]	[Valid=2199 /-] [Invalid=13857 /-]

Value	Label	Cases	Percentage
1	New arrivals - New born	316	14.4%
2	New arrivals - Returned home from abduction/displacement	5	0.2%
3	New arrivals - To escape insecurity from home area	2	0.1%
4	New arrivals - Bad living conditions at home	62	2.8%
5	New arrivals - To look for work	41	1.9%
6	New arrivals - Other economic reasons	123	5.6%
7	New arrivals - Education	149	6.8%
8	New arrivals - Marriage	69	3.1%
9	New arrivals - Divorce	3	0.1%
10	Members that left - Deceased	1	0.0%
11	Members that left - To escape insecurity from this area	1	0.0%
12	Members that left - Looking for work elsewhere	172	7.8%
13	Members that left - Other economic reasons	218	9.9%
14	Members that left - Illness	32	1.5%
15	Members that left - Education	855	38.9%
16	Members that left - Marriage	54	2.5%
17	Members that left - Divorce	5	0.2%
18	Members that left - Started own household	2	0.1%
19	Members that left - Abducted/disappeared	1	0.0%
20	Members that left - Other (Specify)	88	4.0%
Sysmiss		13857	

Warning: these figures indicate the number of cases found in the data file. They cannot be interpreted as summary statistics of the population of interest.

h2q8: 8. How old is [NAME] in completed years? IF LESS THAN ONE YEAR, WRITE 0

Information	[Type= continuous] [Format=numeric] [Range= 0-103] [Missing=*]
Statistics [NW/ W]	[Valid=15776 /-] [Invalid=280 /-] [Mean=22.816 /-] [StdDev=19.418 /-]

h2q9a: 9a. What is the date of birth of [NAME]? DAY

Information	[Type= continuous] [Format=numeric] [Range= 1-98] [Missing=*]
-------------	---

File : GSEC2

h2q9a: 9a. What is the date of birth of [NAME]? DAY

Statistics [NW/ W]	[Valid=15776 /-] [Invalid=280 /-] [Mean=43.739 /-] [StdDev=40.228 /-]
--------------------	---

h2q9b: 9b. What is the date of birth of [NAME]? MONTH

Information	[Type= discrete] [Format=numeric] [Range= 1-98] [Missing=*]
-------------	---

Statistics [NW/ W]	[Valid=15776 /-] [Invalid=280 /-]
--------------------	-----------------------------------

Value	Label	Cases	Percentage	
1	January	937	<div></div>	5.9%
2	February	941	<div></div>	6.0%
3	March	946	<div></div>	6.0%
4	April	1049	<div></div>	6.6%
5	May	997	<div></div>	6.3%
6	June	976	<div></div>	6.2%
7	July	916	<div></div>	5.8%
8	August	1016	<div></div>	6.4%
9	September	907	<div></div>	5.7%
10	October	1008	<div></div>	6.4%
11	November	992	<div></div>	6.3%
12	December	1158	<div></div>	7.3%
98	Don't know	3933	<div></div>	24.9%
Sysmiss		280		

Warning: these figures indicate the number of cases found in the data file. They cannot be interpreted as summary statistics of the population of interest.

h2q9c: 9c. What is the date of birth of [NAME]? YEAR

Information	[Type= continuous] [Format=numeric] [Range= 1916-9998] [Missing=*]
-------------	--

Statistics [NW/ W]	[Valid=15776 /-] [Invalid=280 /-] [Mean=1997.597 /-] [StdDev=112.02 /-]
--------------------	---

h2q10: 10. What is the present marital status of [NAME]?

Information	[Type= discrete] [Format=numeric] [Range= 1-5] [Missing=*]
-------------	--

Statistics [NW/ W]	[Valid=11230 /-] [Invalid=4826 /-]
--------------------	------------------------------------

Value	Label	Cases	Percentage	
1	Married monogamously	3415	<div></div>	30.4%
2	Married polygamous	944	<div></div>	8.4%
3	Divorced / separated	530	<div></div>	4.7%
4	Widow / widower	591	<div></div>	5.3%
5	Never married	5750	<div></div>	51.2%
Sysmiss		4826		

Warning: these figures indicate the number of cases found in the data file. They cannot be interpreted as summary statistics of the population of interest.

File : GSEC2B

hhid: Unique household identifier in 2019/20

Information [Type= discrete] [Format=character] [Missing=*]

Statistics [NW/ W] [Valid=15776 /-] [Invalid=0 /-]

PID: PERSON IDENTIFIER in 2019/20

Information [Type= continuous] [Format=numeric] [Range= 1-22] [Missing=*]

Statistics [NW/ W] [Valid=15776 /-] [Invalid=0 /-] [Mean=4.06 /-] [StdDev=2.759 /-]

pid_unps_wave7: PERSON IDENTIFIER in 2018/19

Information [Type= discrete] [Format=character] [Missing=*]

Statistics [NW/ W] [Valid=14527 /-] [Invalid=0 /-]

Value	Label	Cases	Percentage
##N/A##		195	1.3%
1		2729	18.8%
10		318	2.2%
11		207	1.4%
12		135	0.9%
13		92	0.6%
14		56	0.4%
15		42	0.3%
16		28	0.2%
17		23	0.2%
18		17	0.1%
19		5	0.0%
2		2159	14.9%
20		6	0.0%
21		5	0.0%
22		4	0.0%
23		2	0.0%
24		1	0.0%
25		1	0.0%
26		2	0.0%
28		1	0.0%
29		1	0.0%
3		1732	11.9%
30		2	0.0%
31		1	0.0%
4		1679	11.6%
5		1540	10.6%
6		1274	8.8%
7		1003	6.9%
8		735	5.1%
9		532	3.7%

Warning: these figures indicate the number of cases found in the data file. They cannot be interpreted as summary statistics of the population of interest.

File : GSEC2B			
# s2bq1_1: RECORD THE PERSON RESPONDING FOR %roster%title%			
Information		[Type= discrete] [Format=numeric] [Range= 1-17] [Missing=*]	
Statistics [NW/ W]		[Valid=15710 /-] [Invalid=66 /-] [Mean=1.944 /-] [StdDev=1.582 /-]	
Value	Label	Cases	Percentage
1		7764	<div><div></div></div> 49.4%
2		5621	<div><div></div></div> 35.8%
3		715	<div><div></div></div> 4.6%
4		569	<div><div></div></div> 3.6%
5		365	<div><div></div></div> 2.3%
6		189	<div><div></div></div> 1.2%
7		187	<div><div></div></div> 1.2%
8		111	<div><div></div></div> 0.7%
9		77	<div><div></div></div> 0.5%
10		45	<div><div></div></div> 0.3%
11		22	<div><div></div></div> 0.1%
12		20	<div><div></div></div> 0.1%
13		21	<div><div></div></div> 0.1%
14		3	<div><div></div></div> 0.0%
17		1	<div><div></div></div> 0.0%
Sysmiss		66	
Warning: these figures indicate the number of cases found in the data file. They cannot be interpreted as summary statistics of the population of interest.			
# h2bq02: 2. Did %roster%title% make a domestic trip outside their usual env - last 3 month			
Information		[Type= discrete] [Format=numeric] [Range= 1-2] [Missing=*]	
Statistics [NW/ W]		[Valid=15711 /-] [Invalid=65 /-]	
Value	Label	Cases	Percentage
1	Yes	692	<div><div></div></div> 4.4%
2	No	15019	<div><div></div></div> 95.6%
Sysmiss		65	
Warning: these figures indicate the number of cases found in the data file. They cannot be interpreted as summary statistics of the population of interest.			
# h2bq03: 3. Did %roster%title% travel alone or as a family group or other group?			
Information		[Type= discrete] [Format=numeric] [Range= 1-3] [Missing=*]	
Statistics [NW/ W]		[Valid=692 /-] [Invalid=15084 /-]	
Value	Label	Cases	Percentage
1	Alone	495	<div><div></div></div> 71.5%
2	Family group	116	<div><div></div></div> 16.8%
3	Other group	81	<div><div></div></div> 11.7%
Sysmiss		15084	
Warning: these figures indicate the number of cases found in the data file. They cannot be interpreted as summary statistics of the population of interest.			
# h2bq04: 4. How many nights did %roster%title% spend on this trip?			
Information		[Type= continuous] [Format=numeric] [Range= 0-90] [Missing=*]	
Statistics [NW/ W]		[Valid=692 /-] [Invalid=15084 /-] [Mean=5.078 /-] [StdDev=8.35 /-]	
# h2qb05A: 5a. What was the main purpose of %roster%title's% trip?			
Information		[Type= discrete] [Format=numeric] [Range= 1-96] [Missing=*]	

File : GSEC2B

h2qb05A: 5a. What was the main purpose of %rosteritle's% trip?

Statistics [NW/ W] [Valid=692 /-] [Invalid=15084 /-]

Value	Label	Cases	Percentage
1	Leisure, recreation and holidays	66	9.5%
2	Business and professional	58	8.4%
3	Spiritual, Religious visit / pilgrimage /Cultural tourism	48	6.9%
4	Meetings, trainings and Conferences	24	3.5%
5	Medical Treatment	37	5.3%
6	Visiting friends and relatives	365	52.7%
96	Other (specify)	94	13.6%
Sysmiss		15084	

Warning: these figures indicate the number of cases found in the data file. They cannot be interpreted as summary statistics of the population of interest.

h2qb05B: 5b. What was the secondary purpose of %rosteritle's% trip?

Information [Type= discrete] [Format=numeric] [Range= 1-96] [Missing=*]

Statistics [NW/ W] [Valid=20 /-] [Invalid=15756 /-]

Value	Label	Cases	Percentage
1	Leisure, recreation and holidays	2	10.0%
2	Business and professional	0	
3	Spiritual, Religious visit / pilgrimage /Cultural tourism	1	5.0%
4	Meetings, trainings and Conferences	0	
5	Medical Treatment	1	5.0%
6	Visiting friends and relatives	9	45.0%
96	Other (specify)	7	35.0%
Sysmiss		15756	

Warning: these figures indicate the number of cases found in the data file. They cannot be interpreted as summary statistics of the population of interest.

h2bq06: 6. Did %rosteritle% travel independently or he/she booked a package tour?

Information [Type= discrete] [Format=numeric] [Range= 1-2] [Missing=*]

Statistics [NW/ W] [Valid=692 /-] [Invalid=15084 /-]

Value	Label	Cases	Percentage
1	Independently	622	89.9%
2	Package tour	70	10.1%
Sysmiss		15084	

Warning: these figures indicate the number of cases found in the data file. They cannot be interpreted as summary statistics of the population of interest.

h2bq07a: 7a. spend in total for his/her trip

Information [Type= continuous] [Format=numeric] [Range= 0-18000000] [Missing=*]

Statistics [NW/ W] [Valid=692 /-] [Invalid=15084 /-] [Mean=63940.029 /-] [StdDev=686818.648 /-]

s2bq07b1: 7b1. Expense on accommodation

Information [Type= continuous] [Format=numeric] [Range= 0-300000] [Missing=*]

Statistics [NW/ W] [Valid=692 /-] [Invalid=15084 /-] [Mean=1864.189 /-] [StdDev=15495.07 /-]

s2bq07b2: 7b2. Expense on food and beverages

Information [Type= continuous] [Format=numeric] [Range= 0-300000] [Missing=*]

Statistics [NW/ W] [Valid=692 /-] [Invalid=15084 /-] [Mean=4539.061 /-] [StdDev=15453.922 /-]

File : GSEC2B	
# s2bq07b3a: 7b3_1. Expenses on passenger transport	
Information	[Type= continuous] [Format=numeric] [Range= 0-250000] [Missing=*]
Statistics [NW/ W]	[Valid=692 /-] [Invalid=15084 /-] [Mean=15830.965 /-] [StdDev=21733.081 /-]
# s2bq07b3b: 7b3_2. Expense on transport equipment, rental services eg vehicle hire and boat	
Information	[Type= continuous] [Format=numeric] [Range= 0-120000] [Missing=*]
Statistics [NW/ W]	[Valid=692 /-] [Invalid=15084 /-] [Mean=647.41 /-] [StdDev=6044.93 /-]
# s2bq07b4a: 7b4. Expenses on sports & recreational activities	
Information	[Type= continuous] [Format=numeric] [Range= 0-30000] [Missing=*]
Statistics [NW/ W]	[Valid=692 /-] [Invalid=15084 /-] [Mean=167.639 /-] [StdDev=1650.572 /-]
# s2bq07b4b: 7b4_1. Expense on travel agencies and other reservation services	
Information	[Type= continuous] [Format=numeric] [Range= 0-30000] [Missing=*]
Statistics [NW/ W]	[Valid=692 /-] [Invalid=15084 /-] [Mean=43.361 /-] [StdDev=1140.429 /-]
# s2bq07b5: 7b5. Other Expenses (specify)	
Information	[Type= continuous] [Format=numeric] [Range= 2000-800000] [Missing=*]
Statistics [NW/ W]	[Valid=72 /-] [Invalid=15704 /-] [Mean=44159.722 /-] [StdDev=106812.552 /-]
# h2bq07b6: 7b6. Expenditures that cannot be broken down	
Information	[Type= continuous] [Format=numeric] [Range= 0-18000000] [Missing=*]
Statistics [NW/ W]	[Valid=692 /-] [Invalid=15084 /-] [Mean=35963.873 /-] [StdDev=684858.434 /-]

File : GSEC2C

hhid: Unique household identifier in 2019/20

Information [Type= discrete] [Format=character] [Missing=*]

Statistics [NW/ W] [Valid=1036 /-] [Invalid=0 /-]

Value	Label	Cases	Percentage
003ed8d32f79460		1	0.1%
005fbc5779014a0		1	0.1%
0060071f3f41440		1	0.1%
008c674975f24ea		1	0.1%
00b48fb6bcf84dd		1	0.1%
0182fc7b5eb44c4		1	0.1%
025b88ecba4a442		1	0.1%
0368af34cb614ba		2	0.2%
0397ef293012436		1	0.1%
0442775d8d424d2		2	0.2%
0464b7af72994de		1	0.1%
0495834806fb40a		2	0.2%
04b011de772e4ce		2	0.2%
04d55903a5d448c		1	0.1%
054124cd4eff40ec		1	0.1%
05743465c6254f7		1	0.1%
05863e44874d4df		1	0.1%
05b5aece409440f		1	0.1%
05bd23b2d9d84b1		1	0.1%
05cef9765f92473e		2	0.2%
066a75cbe6cb4de		2	0.2%
06816d8d60b1414		2	0.2%
068c76ff148d44fc		2	0.2%
074abb9330f84c7		1	0.1%
076ab269f25445b		1	0.1%
079e6812fb50405		1	0.1%
082757b50eee4bc		3	0.3%
0860ea9bebf44de		1	0.1%
088d7d7eb37b468		1	0.1%
088fd07aa178423		1	0.1%
089f1c1e30d9493		1	0.1%
08fbc3b8e815467		1	0.1%
090f972306904a6		1	0.1%
093cbeed77b4411		1	0.1%
09c9f51b98214ab		2	0.2%
09f959c903de48f		1	0.1%
0a1d569220474ae		1	0.1%
0aa32d2b402845f		1	0.1%
0b5f5af0b2464b8		1	0.1%
0b95a1e8ac1f432		2	0.2%
0c6412b6bb304ca		1	0.1%

File : GSEC2C

hhid: Unique household identifier in 2019/20

Value	Label	Cases	Percentage
0ca9880b3e5a43e		1	0.1%
0cac75ed84684d1		1	0.1%
0cceedffc29f4817f		1	0.1%
0cd035c06c3647f		1	0.1%
0d1423b6187b46e		1	0.1%
0d7289cae276498		1	0.1%
0df97c022ab3448		2	0.2%
0ef621acc60143a4		1	0.1%
0f50e94a1c4846e		1	0.1%
0f7c31747a9e4c5f		1	0.1%
0f96f2f08b13450f		1	0.1%
106e62b69ccd4b5		1	0.1%
1080d7ee4077425		1	0.1%
10bc6b069d1043c		2	0.2%
11733cd5dcc74cc		2	0.2%
129e90e0b153494		1	0.1%
12bc37b16e00484		1	0.1%
134dea57e9e541b		1	0.1%
13c0ac9e6023480		1	0.1%
13e99b34bc8249c		2	0.2%
14d3e139f3ca44d		3	0.3%
14e10f677117459		1	0.1%
150492bae7f649c		1	0.1%
158d74a7b23c475		1	0.1%
165a1e8e700c4e6		1	0.1%
16821330e76d4ec		1	0.1%
16caa101b05c401		1	0.1%
1729c4f5581e4ac		1	0.1%
1772cebbea394b5		1	0.1%
17b3a7f9a9bb486		1	0.1%
17d493f37f5240f		1	0.1%
1829393f16384cd		1	0.1%
185fa75d1dfe493		2	0.2%
189b8ce109954a3		2	0.2%
191014f8dc824e0		2	0.2%
1929687f2461441		2	0.2%
193cf962b1a344c		1	0.1%
19791a37650a40e		2	0.2%
19d8258889e64f9		1	0.1%
1a01e7d9d0d74b5		1	0.1%
1a1a6e6fcf724e5c		1	0.1%
1a7b65d9be58490		1	0.1%
1c1f76468bfa437c		1	0.1%

File : GSEC2C

hhid: Unique household identifier in 2019/20

Value	Label	Cases	Percentage
1c337f7b888a44f		1	0.1%
1c4214f6641e482		1	0.1%
1c9e0c6842514df		1	0.1%
1d1b0112e5fc466		2	0.2%
1d291ad33f6e470		1	0.1%
1d474585689847		2	0.2%
1dac5db687b34fd		1	0.1%
1db04686b9954f1		1	0.1%
1dce683cfa83471		1	0.1%
1dde61b25fcb4c2		1	0.1%
1de1d4ac39ed48d		2	0.2%
1de214e5f7b0487		3	0.3%
1e5254364a5e407		1	0.1%
1ece1b49d0064ce		1	0.1%
1f6dd2604c6140a		1	0.1%
1feae0aafc18488b		1	0.1%
1ff6fe0fb96849cb		2	0.2%
2086f006420f42e		1	0.1%
20a7447637264ac		1	0.1%
20d4447171b24ac		1	0.1%
20f5ad6fc2a7428f		2	0.2%
211c7c79c5944a7		1	0.1%
219f2a7d3ec84ba		1	0.1%
21b9661e2f1d417		2	0.2%
223eaf0efc8f4a89		2	0.2%
22468fd5c0654e6		2	0.2%
225ce7a298b74c1		1	0.1%
229d2e80c4924e0		1	0.1%
2327ff79e992475		3	0.3%
23af8c0d1355477		1	0.1%
23b89241ac554c5		2	0.2%
2415bfb664dd47a		1	0.1%
2429ea144b6f4c4		1	0.1%
242b689ce8ac46a		1	0.1%
246c247a85b54d5		1	0.1%
24986699bf91480		1	0.1%
24a4a03559fd479		1	0.1%
2518fc022fa74bet		2	0.2%
25723a685ea44c7		1	0.1%
25d8fe84cc5f4da8		1	0.1%
26336aadad9e4c5		2	0.2%
26372ce413f748b		1	0.1%
269057df6c874f1		1	0.1%

File : GSEC2C

hhid: Unique household identifier in 2019/20

Value	Label	Cases	Percentage
26a74b4ae08b47d		2	0.2%
26f85299131843a		1	0.1%
27a3f77de23c471		2	0.2%
27b502370a394aa		1	0.1%
281c312bde9647c		1	0.1%
282cd74076c2438		2	0.2%
2888a6c6ce074d8		1	0.1%
28920737d6ee46a		1	0.1%
28af7e0f8a5848d		2	0.2%
28cfecdc40fb49b1		1	0.1%
28d1746496ae4f6		1	0.1%
2951158410a34c3		2	0.2%
29a6ed7931bf49a		1	0.1%
29d372b1412b471		1	0.1%
2a1f769cb89f475		1	0.1%
2abee6b40eee427		1	0.1%
2b1dcf8e46814b0		1	0.1%
2b400e53b4d8472		1	0.1%
2bfa19f8b88f4d6e		2	0.2%
2c5fb73501804b3		1	0.1%
2c67277ecc1b43d		1	0.1%
2c788389ef5042f		1	0.1%
2d046279a8c649f		1	0.1%
2d1032055a2b43c		1	0.1%
2d14ac0f77fe4f4f		1	0.1%
2d3a68f349084c0		1	0.1%
2da5204de266443		1	0.1%
2dec332ec9804d0		2	0.2%
2e1a8d093a4949c		2	0.2%
2e3d46d85475442		1	0.1%
2e51386a842c4e8		1	0.1%
2e52712b6bed411		1	0.1%
2e5c1262075443c		1	0.1%
2e6d5474c1e146c		1	0.1%
2eb55270221e45f		1	0.1%
2eb976486cfa4f41		2	0.2%
2ec765c0b7cb438		2	0.2%
2f3a098e58ac41a1		2	0.2%
2ff358bb0be240b1		2	0.2%
3009572514c64bc		1	0.1%
3042131cacc477		1	0.1%
3073111fdc9f45b1		1	0.1%
30943541f74e40a		1	0.1%

File : GSEC2C

hhid: Unique household identifier in 2019/20

Value	Label	Cases	Percentage
309a68a1a2c04e2		2	0.2%
30c1e400c0c0409		1	0.1%
3107b4e1b5494ac		1	0.1%
3125dcaadf71425		1	0.1%
31e22abbb299473		1	0.1%
32210d6225b24ae		1	0.1%
32b0123765e54aa		2	0.2%
32e6bcbfd8754a8		2	0.2%
3320ef7c916142e		1	0.1%
332c00b7723640t		1	0.1%
33a3afffb4a474fl		2	0.2%
33b5a266a16b4b7		1	0.1%
33cd4473e1df430		1	0.1%
351ff4e6c63b4f4e		1	0.1%
35f31e253bb147c		2	0.2%
3631ba7632f1479		1	0.1%
36350959a38d461		2	0.2%
3656b29d648c443		1	0.1%
367c2cf298dd45f		1	0.1%
367e34a2fdf1498e		3	0.3%
37cd7a15e3294dc		1	0.1%
37d88558c2b245e		1	0.1%
387e2859c6e74ac		1	0.1%
38f7d51ab573407		1	0.1%
3a2240c1b88c480		1	0.1%
3a68ac8a10ff4c3c		1	0.1%
3ab0f18d796a424		1	0.1%
3ab7d02814fd4b9		1	0.1%
3ac163c4ce9c45c		1	0.1%
3af320e86e2641d		1	0.1%
3b1718f0d3fb4e6		1	0.1%
3b6df4237fe04c4l		1	0.1%
3b73ebe89070407		1	0.1%
3b8210365ce648f		1	0.1%
3b86c6ba02e04e1		1	0.1%
3bae8a3fde124ab7		4	0.4%
3bb729a3bf1a419		1	0.1%
3bdaa8350641478		1	0.1%
3bfb0921c87c406		1	0.1%
3c264506125b425		2	0.2%
3c3497e297b84ae		1	0.1%
3c5506b13a194b8		2	0.2%
3cdd126c65ce426		1	0.1%

File : GSEC2C

hhid: Unique household identifier in 2019/20

Value	Label	Cases	Percentage
3cf518201590493		2	0.2%
3d13a6faf83146a7		1	0.1%
3d2326b02ddd4b4e		1	0.1%
3d5b2059c4b6403		1	0.1%
3e04d90ac3b3463		1	0.1%
3e22334e29d1443		1	0.1%
3ed06d7bcb17409		1	0.1%
3efe48fb48db43a2		1	0.1%
3f1fed9c23804aec		1	0.1%
3f6bbcf02a1149a2		2	0.2%
3f9abfed2edf4cc8		1	0.1%
3fb8d4d90721432		1	0.1%
3fd41609787344f		1	0.1%
3fe4eda5aca04a92		1	0.1%
40665c26f6a7471		1	0.1%
40a695dff6b14a92		1	0.1%
40fe671de7d7403		1	0.1%
4115e61c3e4746c		1	0.1%
413d5b0ec93349f		1	0.1%
416dec136ad7406		2	0.2%
419aeb8cf20b477		2	0.2%
41ba424b666041c		1	0.1%
41de39edb2fd4bb		1	0.1%
420c5338635b4d7		1	0.1%
42b460c56a684df		2	0.2%
43043f77f99e421		1	0.1%
4310f37c41cc428		1	0.1%
431957a3478248e		2	0.2%
433547d2a44d432		1	0.1%
43392820ec5e41a		1	0.1%
43641e84302e47f		1	0.1%
43af06e45e85493		1	0.1%
43bac0bfd7ee426		1	0.1%
44d4e3fbc0df416f		2	0.2%
44e140bfecf240d2		3	0.3%
4531bc43d393442		1	0.1%
45eb1e917da9451		2	0.2%
45fe14dbb34a407		2	0.2%
468d169cb02c428		2	0.2%
475ef9bd4a8844c		2	0.2%
4864b552d6f54bd		2	0.2%
49aee03e5c2f45e2		1	0.1%
4a7854a23d5f4fd1		1	0.1%

File : GSEC2C

hhid: Unique household identifier in 2019/20

Value	Label	Cases	Percentage
4c1e2d5397df4f3c		1	0.1%
4c3aec246d9a454		1	0.1%
4c6bdc6e6d4d419		2	0.2%
4c6ccee1737e46ff		1	0.1%
4c930656ec914ea		1	0.1%
4caade3e60ef4498		2	0.2%
4d06bd2529aa438		1	0.1%
4d77a6468adb430		1	0.1%
4d831e3912f4492		2	0.2%
4d9c0e82ba36408		1	0.1%
4dc1313378ca44d		1	0.1%
4dfc5e6dea2943d		2	0.2%
4e357f82506240e		1	0.1%
4eacf3a44132496		1	0.1%
4faea088444d454		1	0.1%
4fcac595a4bf40df		2	0.2%
5080bcd282ac4ec		1	0.1%
510913bc5f8b459		1	0.1%
51274a93544a49a		1	0.1%
5128f705459a433		1	0.1%
515101ffb1f5495e		1	0.1%
519b87abc4e04a6		1	0.1%
52076a5ef3a04ca		1	0.1%
52b1e0c2db05458		1	0.1%
532dd7454bd147e		1	0.1%
538bd05c2e354a7		1	0.1%
53a99bc9b4cf41c		1	0.1%
53b4643ffde546d		1	0.1%
53e066cf16e842b		1	0.1%
542d0511fbf14d0		1	0.1%
545e128f868a48f		1	0.1%
549db14fab984d7		1	0.1%
54be45fa86f24a8		2	0.2%
550878e14ace4f9		1	0.1%
555ccfcf9a0944c		1	0.1%
55c3d1e4e7fa4ec		1	0.1%
5617b8c8b9b64a		1	0.1%
561b9da0e83b491		1	0.1%
56791b0c00ac463		2	0.2%
56d91475068442		1	0.1%
5705343aebc543d		2	0.2%
57ad19c7b77b4c0		2	0.2%
57dc4b8d45af456		1	0.1%

File : GSEC2C

hhid: Unique household identifier in 2019/20

Value	Label	Cases	Percentage
5824cf99fa5a4d30		1	0.1%
585c37bc33244e8		1	0.1%
58cd527a930742t		1	0.1%
5920f17454484ec		1	0.1%
59753499ae3d4a3		1	0.1%
5975db78a89b4bc		1	0.1%
5999874f032646b		2	0.2%
5a022b3a7584434		1	0.1%
5a0d083d6d4f4c9		1	0.1%
5a191f4feef04101		1	0.1%
5aab8576106f400		1	0.1%
5b19aefa64f0472t		1	0.1%
5b8c0268f0024da		2	0.2%
5b982343a8884c3		1	0.1%
5bac9c3a2122422		1	0.1%
5be3ed39602e474		1	0.1%
5bf37ab366ff4972		1	0.1%
5c49d46d90a9475		1	0.1%
5c6cea5512584de		1	0.1%
5cbb6d1f663c448		2	0.2%
5cc4e7d7549b4c1		2	0.2%
5d85ab9e3861495		1	0.1%
5dc3948458a4430		1	0.1%
5e6c30c4feb8421'		1	0.1%
5e8f1025454b462		1	0.1%
5ed26be245584f4		1	0.1%
5eda5fe613e34e9i		1	0.1%
5f08bbbd7d5941f		2	0.2%
605a80f1f343407.		1	0.1%
608dd2f241e94df		1	0.1%
60afd070725d446		1	0.1%
61051cb9f67c4f9t		1	0.1%
618d7ee2c2aa4ac		1	0.1%
61d842c6f7ae472		1	0.1%
622adfbe9fea42cf		2	0.2%
625d906e24e84f5		1	0.1%
626dcc81c2af4ea7		1	0.1%
63185311cd1440t		1	0.1%
635bb27ada6140a		1	0.1%
637f7c8c60204ea		2	0.2%
63ca9150586c41c		2	0.2%
6404252c5156443		1	0.1%
64bf0240455e431		1	0.1%

File : GSEC2C

hhid: Unique household identifier in 2019/20

Value	Label	Cases	Percentage
6509c7b1d78742c		1	0.1%
650bd6cdf96b448		1	0.1%
658d1dae7222468		1	0.1%
66680e3225a443c		1	0.1%
66713c3781bc41c		2	0.2%
66abd4724ed4491		1	0.1%
67a814c6e3414b4		1	0.1%
67ac2b319baf4ac		1	0.1%
6868bd77f5f4458		1	0.1%
68ae406a1dab466		1	0.1%
68bc682cc735471		1	0.1%
6903f35aa6d34bc		1	0.1%
694d8f1dc18e471		1	0.1%
6a059d75db964ac		2	0.2%
6a9afb18981c48a		2	0.2%
6b77c8585b324fc		1	0.1%
6b933522aebf44a		1	0.1%
6baa9c6af64a468		1	0.1%
6ce9ee577648413		1	0.1%
6d47738e82664d0		2	0.2%
6e04e53535bf48c		1	0.1%
6eb57c6c1531470		1	0.1%
6f3eb330bca44c8		1	0.1%
6f741a82d8eb467		1	0.1%
6f969d5f76874fa		1	0.1%
6fcada408b6d441		1	0.1%
6ffeea870e95443f		1	0.1%
70b60b0e8e8c437		1	0.1%
70e72b90340941c		1	0.1%
70e77305baeb4d5		1	0.1%
70f668b607b744c		1	0.1%
722465d40f8c49d		2	0.2%
72350d5ac8dc45f		1	0.1%
72e51647b2d2435		1	0.1%
72febb41ac1c4f2e		1	0.1%
7318634693994a5		1	0.1%
736e5276e4b94fc		1	0.1%
7386def11c4047c		1	0.1%
73e3f311ad944cd		1	0.1%
73ff9329663140d		2	0.2%
74e97ee0b77b41c		1	0.1%
74f09658ca464d5		1	0.1%
7580e61b27b34b5		2	0.2%

File : GSEC2C

hhid: Unique household identifier in 2019/20

Value	Label	Cases	Percentage
767f08f5e600418		1	0.1%
76a33d413aeb4c2		1	0.1%
7711396f0a3445d		1	0.1%
77b390e9c443445		1	0.1%
77d41607dfec47c		2	0.2%
79246f20eab24d7		1	0.1%
79656e7dfe6c412		1	0.1%
79ad3173b33b47f		1	0.1%
79ad7222b89b414		1	0.1%
79b20da3593c435		1	0.1%
79f968b9dc9a40b		1	0.1%
7abe5d30e6a8498		1	0.1%
7b2d0bd13198419		1	0.1%
7b3d4f4a755e4fc		1	0.1%
7be52d943c50485		1	0.1%
7c12e0ea1d4e471		1	0.1%
7c3571bb48c1452		1	0.1%
7c7115928f384b1		1	0.1%
7c9c79216432435		2	0.2%
7cb66aeeb60e4ee		2	0.2%
7cf749ee04a2456		1	0.1%
7d1ecacefc7f4607		1	0.1%
7d2eeffe41d5436e		1	0.1%
7d41679b9a7e47f		2	0.2%
7d9cc29e99d342b		1	0.1%
7de8e459d1b54fd		1	0.1%
7e08b7dbbab14a8		2	0.2%
7e4528b57a214c6		1	0.1%
7e9c6f268eb644c		1	0.1%
7ed3d60f89f1469		1	0.1%
7f86a2edc5d649d		2	0.2%
7ff0a48d3d1e4ec2		1	0.1%
8061af8f56ab42b		1	0.1%
80ad9da8adb0413		1	0.1%
80d08b55339d4d2		1	0.1%
80ea906e31b5432		2	0.2%
810eb772f3fc4ab8		1	0.1%
81ddea255d6f4a7		1	0.1%
81e156743cb7492		1	0.1%
81f6d67769af427		1	0.1%
820e7fa8a458472		1	0.1%
826daf363c50400		2	0.2%
82d8faa62d3b44f		1	0.1%

File : GSEC2C

hhid: Unique household identifier in 2019/20

Value	Label	Cases	Percentage
836e6e47d3964bf		1	0.1%
8395061c8526434		1	0.1%
8395188b792442f		1	0.1%
83e732e22aa2449		2	0.2%
840c4404f7a048b		2	0.2%
84b9c4e3761d4a6		1	0.1%
84cd658cc8f24a4		1	0.1%
8578ed2ee704447		1	0.1%
857a44ffdbb54af3		1	0.1%
86044ba9aa2a4b6		1	0.1%
87893bf3fcdc410f		1	0.1%
878feadf5d0f41e1		2	0.2%
879c792bde2a499		1	0.1%
88ca05130f6b429		1	0.1%
88fff82431af4ee0		1	0.1%
8956185e1f994c1		1	0.1%
89af0090c4f744cf		1	0.1%
8a40dd76b00846c		1	0.1%
8a9c30a27204497		2	0.2%
8ac1830c403043a		2	0.2%
8acd20054dcf4e5f		1	0.1%
8ad5bed15b194c8		1	0.1%
8b1c5ba2b25f434		1	0.1%
8b4c03200f674e4		1	0.1%
8b79adbce0d2462		1	0.1%
8ba30b564d1a40f		2	0.2%
8c0334a08af04b0		1	0.1%
8c6bdb5fb00a45d		1	0.1%
8c98d02a4c84498		1	0.1%
8ceaeb1f41a84f68		1	0.1%
8e13731385e74c8		2	0.2%
8e1a4eaba596450		1	0.1%
8e4d650733684d4		2	0.2%
8e9b2ef65bc143e		1	0.1%
8f2805c60faf40a8		1	0.1%
8f787b24190d42e		1	0.1%
8f8c64fa798c4e5c		1	0.1%
8fdeaf355324427f		1	0.1%
908b17ed0b964e5		1	0.1%
908dd494e84b4c5		1	0.1%
90a14f812504483		1	0.1%
90ed3532efb0474		1	0.1%
91450e2292dc4a4		1	0.1%

File : GSEC2C

hhid: Unique household identifier in 2019/20

Value	Label	Cases	Percentage
914c5519c55a4df		1	0.1%
91977dd048b3479		1	0.1%
91e639b11610465		2	0.2%
91fd38789bc34bc		1	0.1%
9224d9c4332e498		1	0.1%
922a6b03b6944ac		1	0.1%
92415a109bfe421		1	0.1%
926d44a6d212443		2	0.2%
929d02626fc0431		1	0.1%
92b17392f39b4c8		1	0.1%
931c48581659420		1	0.1%
9343875f2ea24da		1	0.1%
935f6e08397a4a7		1	0.1%
945540415d9141e		1	0.1%
947e53b6adde4a4		2	0.2%
968b6b1311ed442		1	0.1%
968f190cbd2e4f60		1	0.1%
96a49d2f0bf44b7		1	0.1%
98cd4133a87f4d1		1	0.1%
98e1379ae63c4ab		1	0.1%
98e418f037464d3		1	0.1%
98fed05dfd21489		1	0.1%
99d201e8843b451		1	0.1%
9a69bb01aec54a0		2	0.2%
9a77599d61bf47d		1	0.1%
9a9edd843b7e44c		2	0.2%
9bbb958c03ec4a3		1	0.1%
9bd1860b508146f		1	0.1%
9c53e5a4d54a44e		1	0.1%
9c836313ac414ff		1	0.1%
9ca4f0e0d23a46e		1	0.1%
9ce14d1635fd4fe		2	0.2%
9d94bc4df700422		2	0.2%
9dfa261f071f4bea		1	0.1%
9e47a5951ea1431		1	0.1%
9e6b3a11bb654bc		2	0.2%
9e960379cd1d4a6		1	0.1%
9f198ca574884c7		1	0.1%
9f2173b43a5d48a		1	0.1%
9f2b19d489c6438		2	0.2%
9f6e5cc31cff4887		1	0.1%
9f80522ee9de400		1	0.1%
9f88cdbe9120482		1	0.1%

File : GSEC2C

hhid: Unique household identifier in 2019/20

Value	Label	Cases	Percentage
9fab9456d6564f0		1	0.1%
9fb78c3c7840492		1	0.1%
9fcd129c95c544e		1	0.1%
9fd857088d244d0		2	0.2%
9fdbb7f5bc8049d		1	0.1%
a09fcceb110d4fbc		1	0.1%
a0c97672aa9a451		1	0.1%
a0eebd7a23d247b		2	0.2%
a10070397462425		1	0.1%
a138dfb2f8d64c30		1	0.1%
a1eb89c276174ce		1	0.1%
a34811ae5dc5429		2	0.2%
a3bb8e0be4ae482		1	0.1%
a3f3ee1c2a1b48c		1	0.1%
a470f17e5d58422		1	0.1%
a5712e96e4db498		1	0.1%
a6dfcd52178f4df3		1	0.1%
a6e1dbbb1c59467		1	0.1%
a707bcb84ef641a		1	0.1%
a70bc5a3415c493		1	0.1%
a712dd31d92242c		1	0.1%
a75a0f254879475		1	0.1%
a7813791ed3e4fc		1	0.1%
a8547d88b9084fd		2	0.2%
a8b1fb8599ea462		2	0.2%
a9645d5b9bda47f		1	0.1%
aa136df8e8504d0		1	0.1%
aa83e1cf46b94f75		1	0.1%
aa88e2861d72422		1	0.1%
aaf20234393e4b3		2	0.2%
ab6172b948584et		2	0.2%
abba7c9d177a4a1		2	0.2%
abf364c5626d4e6		1	0.1%
ac2a25517e02424		2	0.2%
ac4fef7c81794613		1	0.1%
ac6e0ef78e9b4d75		1	0.1%
ad59cb3bb3fa4b7		1	0.1%
adc8d19d7b854ad		1	0.1%
ae2acf470b7d4d15		1	0.1%
ae384fee2c1d4529		2	0.2%
ae48ed56320d4ba		2	0.2%
ae7493d6dc7f40b		1	0.1%
aeb4faa95e384025		1	0.1%

File : GSEC2C

hhid: Unique household identifier in 2019/20

Value	Label	Cases	Percentage
aef5c74f575e4c65		1	0.1%
af79d5f295974d1e		1	0.1%
aff7542ceb094dd7		1	0.1%
b0013a5ffb049cfe		1	0.1%
b0166821df2b407e		1	0.1%
b0719444cd0e465e		1	0.1%
b09a045bf22d4d7e		1	0.1%
b16831c1847e455e		1	0.1%
b1892d6e238f415e		1	0.1%
b19717862cb64bae		1	0.1%
b1ba139be20a476e		2	0.2%
b216b38acae14b0e		1	0.1%
b21dd9c657fa4b4e		1	0.1%
b25338e731d649f1		1	0.1%
b25fa7e05854479e		2	0.2%
b2c20200638749e6		2	0.2%
b2cf8e520bcf4bce		2	0.2%
b304b9aac6f64ce7		1	0.1%
b34609868f5447a1		1	0.1%
b3cf8f97e1874ccc		1	0.1%
b4309d1edc8749e6		1	0.1%
b48da5e20cd3451e		2	0.2%
b4aed428c59b457e		1	0.1%
b4d4897bfba04a2e		1	0.1%
b56b92649652417e		1	0.1%
b6fec56ac9ed432f		2	0.2%
b7412a036866417e		2	0.2%
b76a3b02d1bc47fe		1	0.1%
b7b342d19fba48e1		1	0.1%
b7c3c20b6847451e		1	0.1%
b7ec73634f8a4bce		1	0.1%
b7f34ce760a3409e		1	0.1%
b8308feffb84ef6a		1	0.1%
b8449cee447b48e1		1	0.1%
b85980ed05a54f8e		2	0.2%
b86eb2626ec2482e		2	0.2%
b885cb150f8f43ce		2	0.2%
b92a0b68bfd8486e		1	0.1%
b95c3f256b444b4e		2	0.2%
b96eb55f18e5489e		1	0.1%
b99143ca74184f3e		1	0.1%
b99303e6cfd04d1e		1	0.1%
b9ff3bfd5fd14716		1	0.1%

File : GSEC2C

hhid: Unique household identifier in 2019/20

Value	Label	Cases	Percentage
ba2ce38d51a74c2		1	0.1%
ba81be4a3ee6413		1	0.1%
baa1137dc2a14b8		1	0.1%
bab4ac8a059844a		1	0.1%
bb2f433ee23341c		1	0.1%
bb46540a20634fa		1	0.1%
bbfcdd7904cf47ff		1	0.1%
bce2cbdf2268427		1	0.1%
bd0999e0527a44a		1	0.1%
bd7f6a475cac41cc		1	0.1%
bd958d37bb45409		2	0.2%
bdb4e1273cf948b		1	0.1%
bdc980caf798468		2	0.2%
bdfe6bf76fa4e66		2	0.2%
be88971398b34b2		2	0.2%
bed473acc27844fi		1	0.1%
bf72a91253c842b		2	0.2%
bfbf1e481841422		1	0.1%
c01cead2bfe64a6c		2	0.2%
c0869f127ed3419		2	0.2%
c0d1b04857314dc		1	0.1%
c105276c77a1476		1	0.1%
c19b80977d444d2		1	0.1%
c1cab02df2844da		2	0.2%
c1d89c0ae646439		1	0.1%
c27fb44de024448		2	0.2%
c2916169a1454f2		1	0.1%
c29ccb7007c14dc		2	0.2%
c2aca8d760cb430		2	0.2%
c2d4e5e48dc14e2		1	0.1%
c355925c84ec4dc		2	0.2%
c3ddd061cabf478		1	0.1%
c3e2341ab533495		1	0.1%
c3eb26f27f1f4d55		1	0.1%
c3fa2a712063424		1	0.1%
c4594434467a4b8		1	0.1%
c51efef6d096409f		1	0.1%
c5267533e49e433		1	0.1%
c542d7add821442		2	0.2%
c558d59ecde74d6		1	0.1%
c5f280c7955f41b		1	0.1%
c691fbfb9e0a433e		1	0.1%
c6e6881d681f46a		2	0.2%

File : GSEC2C

hhid: Unique household identifier in 2019/20

Value	Label	Cases	Percentage
c6e697e328b142b		1	0.1%
c6fdaea274514bc		1	0.1%
c750b07c2ad94e1		1	0.1%
c75b833712cc44b		1	0.1%
c799f641078c401		2	0.2%
c8c4a9e0dbad4d3		1	0.1%
ca3049d03e9d430		1	0.1%
ca96344198ba45f		2	0.2%
cae9af900516474		1	0.1%
cb087d6f21c94da		1	0.1%
cb0bb26e396f4a4		1	0.1%
cb7501fa2a38421		1	0.1%
cb988146f4464de		1	0.1%
cc7b0a5dd3bb48a		2	0.2%
cca67714dc9445b		1	0.1%
cd277a80d89b475		1	0.1%
cd388b074b3d442		1	0.1%
cd465dbb2333447		1	0.1%
cd69d221c2734b0		1	0.1%
cd7d1e66e898489		1	0.1%
ceb691ba786d4dd		1	0.1%
ced83c7775e347d		1	0.1%
cf14f86035f849ae		2	0.2%
cf74ceb67a8645ft		2	0.2%
cfcfd1080942b423		1	0.1%
cff81da8a11f4200		1	0.1%
d09d53ce3b15410		1	0.1%
d0b9ed3d036e430		1	0.1%
d0f8bfb36d7d416		1	0.1%
d10fd5dd0dcc48d		1	0.1%
d122c29d957e48e		1	0.1%
d134bae779a94a0		1	0.1%
d1aec0c1425748a		1	0.1%
d1b9c2c55df64df		1	0.1%
d203e903f276453		1	0.1%
d24b1c6ea623448		1	0.1%
d280128af257452		2	0.2%
d28c5dd29dc345c		1	0.1%
d2c0aad97ef745b		2	0.2%
d3054d08e9d1450		1	0.1%
d32b478937e446e		1	0.1%
d36a1f2a9ee24ef0		1	0.1%
d3dad8955741435		2	0.2%

File : GSEC2C

hhid: Unique household identifier in 2019/20

Value	Label	Cases	Percentage
d403ac8f822e4a2:		2	0.2%
d428cab36c44416		1	0.1%
d439ff1ed93849c:		1	0.1%
d55a25a8cfc2440		1	0.1%
d58c453a9a5e4b0		1	0.1%
d595ca941ebe4e3		1	0.1%
d5b9ae454eed491		2	0.2%
d69fea69f0524be:		1	0.1%
d6b06414026c41:		1	0.1%
d6f87e9d6ea445c:		1	0.1%
d73c7896e8df453		1	0.1%
d7c13215572f4d7		1	0.1%
d7d359c3b4d843f		1	0.1%
d8181d3e4c4246:		1	0.1%
d839c9a50329421		1	0.1%
d85364f667764e2		1	0.1%
d88719baee534a4		1	0.1%
d88dba25dca0447		2	0.2%
d8dbdd6a08d240e		2	0.2%
d8ebd301501f41f:		1	0.1%
d9067e6a03b9411		1	0.1%
d954e17bd53046:		2	0.2%
d995e65d44684ff		1	0.1%
da3c77de7ece491:		1	0.1%
daf55418aa484a6		1	0.1%
db3eff7939cb415:		1	0.1%
db3fbea32d7d4f11		1	0.1%
db5bc412d6e449a		1	0.1%
db5d0ba5c29b4ad		1	0.1%
dc6b60dc0d9049f		2	0.2%
dcd95ba0e9b64be		2	0.2%
dd10ba0dc993414		1	0.1%
dd3480cc81654f4		2	0.2%
ddce84cb5ed84dc		1	0.1%
de5ae2c27aba494		2	0.2%
df0b22f356fa42a0		1	0.1%
df0f502196f94b5:		1	0.1%
df1f06cda66b44f3		1	0.1%
dfb72584ff1640ff		2	0.2%
dff53ebbe2fd4e7d		1	0.1%
e0529a18fd5a48e:		1	0.1%
e0a35de7a3ab450		1	0.1%
e0b5fe1eb205460		1	0.1%

File : GSEC2C

hhid: Unique household identifier in 2019/20

Value	Label	Cases	Percentage
e0b7a6329e394fb		1	0.1%
e10fa4e77e8b4e9-		1	0.1%
e134efcd428440b		2	0.2%
e1574e4773b548a		2	0.2%
e16430700605485		2	0.2%
e184bc900fb54a7		1	0.1%
e1b4ec4ceb7748b		1	0.1%
e33b089d785d45c		1	0.1%
e35912d0f2b0448		2	0.2%
e38c6169570d410		1	0.1%
e3a9d55a6dbf481		2	0.2%
e4a757a91e4648b		1	0.1%
e4f39acd480c4e60		1	0.1%
e581fc059ecd49c		1	0.1%
e5a999aba16d499		1	0.1%
e5ed530dd88641a		1	0.1%
e65772b68645431		1	0.1%
e67c4afb41e34c3f		2	0.2%
e736bcb6cbfb4c6		1	0.1%
e7736d681f304a2		1	0.1%
e8a411bfd7c2447		1	0.1%
e9672f81fee64055		1	0.1%
e972e0a05540406		1	0.1%
e9bca1b73b47474		1	0.1%
ea3f64282dec45d0		2	0.2%
ea68815dfc92433		1	0.1%
eb1176eebac742c		1	0.1%
eb48e110606540e		1	0.1%
ebc7593e3bb2452		2	0.2%
ebe9024cda2c457		2	0.2%
ec06fa5313c74da1		1	0.1%
ec757c338d2a4d4		2	0.2%
ecde7f67c5a645b-		2	0.2%
ed4104e086db49e		1	0.1%
ed423aeba23f4e31		1	0.1%
ee36fa57cb6d460.		1	0.1%
eebacd4a1e94441		1	0.1%
eebb9fb0770e4f31		1	0.1%
eebd9c02e4734a6		1	0.1%
eeef6cf10e723440c		1	0.1%
efe385efe16344d5		2	0.2%
f007f200e725440.		1	0.1%
f0126b881e10446		1	0.1%

File : GSEC2C

hhid: Unique household identifier in 2019/20

Value	Label	Cases	Percentage
f0293cd185b34a4		1	0.1%
f0a874e9e24144b		1	0.1%
f0c6d81726b24ec		1	0.1%
f10aaca018df4221		1	0.1%
f13922ff0d4c4c47		1	0.1%
f1537f5ea95d4d9:		1	0.1%
f1f4dfae64ae4405		1	0.1%
f263258652d1401		1	0.1%
f2d85c98d260438		1	0.1%
f3500470a3d04ce		1	0.1%
f35dbdb99fea429:		1	0.1%
f38300e74a4d44ff		2	0.2%
f393d386e8ff496:		1	0.1%
f39c780683064d9		2	0.2%
f3a0c5bac8584f5:		1	0.1%
f3b1e6227203473		1	0.1%
f3f51829df004c0f		1	0.1%
f4051f6bf98a436f		1	0.1%
f42c0fdf3a1b4952		1	0.1%
f43132b1c6bd482		1	0.1%
f45c2a602e0d460		1	0.1%
f45e47063a174cd		1	0.1%
f48fbbf7649d4fde		1	0.1%
f577c7c7a66a4aff		1	0.1%
f5fd515d32b4403		1	0.1%
f69dbc80ae74436		1	0.1%
f6c7716b58434f9:		1	0.1%
f6dc696ba9b84b7		1	0.1%
f7135239b02b4e8		1	0.1%
f71eb7fb0fec4e54		1	0.1%
f744cf091afd4da0		1	0.1%
f77028676e6f408:		1	0.1%
f842938c09db47b		1	0.1%
f884bdb7825942c		1	0.1%
f924435ee08340a		1	0.1%
f934698bf42c49d:		1	0.1%
f936f7a35d3d452		2	0.2%
f975d624824c43d		1	0.1%
f982654e062548a		1	0.1%
f9c4d4b3872f440:		1	0.1%
f9d72814a2ab493		1	0.1%
fae255f34723405:		1	0.1%
fb0217ed0083430		1	0.1%

File : GSEC2C

hhid: Unique household identifier in 2019/20

Value	Label	Cases	Percentage
fb42b5065cf34237		1	0.1%
fb99e0f23d0f46a5		1	0.1%
fb636752459745f		1	0.1%
fc56b0b1736e4dc		1	0.1%
fc9021453703456		1	0.1%
fc9d9d0ef91c48e5		1	0.1%
fca6ecc0302f456f		1	0.1%
fcd2d738207b45c		1	0.1%
fd5f4e0e0d494b57		1	0.1%
fdd9a2eefd064adc		2	0.2%
fdfd8a1519ef47bc		2	0.2%
fe15143e2b5d412		2	0.2%
fe537220cbee4e37		1	0.1%
fe5da3d6ff3444ce		2	0.2%
fe7c53bc0495482		1	0.1%
fec6f0f8f73b414f		1	0.1%
ff5869d3420643f		1	0.1%
ff7764871966407		1	0.1%
ff99120027c9426a		2	0.2%
ffb33b3ededa4015		1	0.1%
ffec87c6ae87498f		1	0.1%

Warning: these figures indicate the number of cases found in the data file. They cannot be interpreted as summary statistics of the population of interest.

PID: PERSON IDENTIFIER in 2019/20














Information		[Type= discrete] [Format=numeric] [Range= 1-15] [Missing=*]	
Statistics [NW/ W]		[Valid=1036 /-] [Invalid=0 /-] [Mean=1.774 /-] [StdDev=1.716 /-]	
Value	Label	Cases	Percentage
1		698	<div></div> 67.4%
2		201	<div></div> 19.4%
3		39	<div></div> 3.8%
4		23	<div></div> 2.2%
5		22	<div></div> 2.1%
6		15	<div></div> 1.4%
7		17	<div></div> 1.6%
8		4	<div></div> 0.4%
9		6	<div></div> 0.6%
10		4	<div></div> 0.4%
11		4	<div></div> 0.4%
12		1	<div></div> 0.1%
13		1	<div></div> 0.1%
15		1	<div></div> 0.1%

Warning: these figures indicate the number of cases found in the data file. They cannot be interpreted as summary statistics of the population of interest.

File : GSEC2C

s2cq1_1: 1.1. PID of the person responding for [NAME]



Information	[Type= discrete] [Format=numeric] [Range= 1-13] [Missing=*]
Statistics [NW/ W]	[Valid=1033 /-] [Invalid=3 /-] [Mean=1.761 /-] [StdDev=1.551 /-]

Value	Label	Cases	Percentage
1		626	 60.6%
2		285	 27.6%
3		41	 4.0%
4		26	 2.5%
5		18	 1.7%
6		7	 0.7%
7		11	 1.1%
8		4	 0.4%
9		7	 0.7%
10		3	 0.3%
11		1	 0.1%
12		1	 0.1%
13		3	 0.3%
Sysmiss		3	

Warning: these figures indicate the number of cases found in the data file. They cannot be interpreted as summary statistics of the population of interest.

s2cq2: 2. Has %rosteritle% ever received cash or in-kind (e.g. food or rent) assistanc



Information	[Type= discrete] [Format=numeric] [Range= 1-2] [Missing=*]
Statistics [NW/ W]	[Valid=1033 /-] [Invalid=3 /-]

Value	Label	Cases	Percentage
1	Yes	90	 8.7%
2	No	943	 91.3%
Sysmiss		3	

Warning: these figures indicate the number of cases found in the data file. They cannot be interpreted as summary statistics of the population of interest.

s2cq3: 3. Does %rosteritle% know the name of the programme?


Information	[Type= discrete] [Format=numeric] [Range= 1-2] [Missing=*]
Statistics [NW/ W]	[Valid=90 /-] [Invalid=946 /-]

Value	Label	Cases	Percentage
1	Yes	63	 70.0%
2	No	27	 30.0%
Sysmiss		946	

Warning: these figures indicate the number of cases found in the data file. They cannot be interpreted as summary statistics of the population of interest.

programmeName: 3.1. What is the name of the programme?

Information	[Type= discrete] [Format=character] [Missing=*]
Statistics [NW/ W]	[Valid=63 /-] [Invalid=0 /-]

Value	Label	Cases	Percentage
BUGEMA BOARD MEMBER CONCESSION		1	 1.6%

File : GSEC2C

programmeName: 3.1. What is the name of the programme?

Value	Label	Cases	Percentage
GOVERNMENT OF UGANDA		1	1.6%
POST BANK		1	1.6%
SAGE		51	81.0%
SOCIAL ASSISTANCE GRANT FOR EMPOWERMEN		2	3.2%
SOCIAL ASSISTANCE GRANT TO THE ELDERLY		1	1.6%
Sage		1	1.6%
money for widows		1	1.6%
sage		4	6.3%

Warning: these figures indicate the number of cases found in the data file. They cannot be interpreted as summary statistics of the population of interest.

s2cq3_2: 3.2 When was the last time %rosteritle% received assistance through %programmeN

Information	[Type= continuous] [Format=numeric] [Range= 0-2020] [Missing=*]
Statistics [NW/ W]	[Valid=90 /-] [Invalid=946 /-] [Mean=49.078 /-] [StdDev=298.812 /-]

s2cq4: 4. How much assistance / cash was received then from %programmeName% ?

Information	[Type= continuous] [Format=numeric] [Range= 5500-750000] [Missing=*]
Statistics [NW/ W]	[Valid=90 /-] [Invalid=946 /-] [Mean=99538.889 /-] [StdDev=124671.258 /-]

s2cq6: 6. How often should %rosteritle% receive the assistance from %programmeName%?

Information	[Type= discrete] [Format=numeric] [Range= 1-4] [Missing=*]
Statistics [NW/ W]	[Valid=90 /-] [Invalid=946 /-]

Value	Label	Cases	Percentage
1	Monthly	7	7.8%
2	Bi-monthly	19	21.1%
3	Quarterly	62	68.9%
4	Annually	2	2.2%
Sysmiss		946	

Warning: these figures indicate the number of cases found in the data file. They cannot be interpreted as summary statistics of the population of interest.

s2cq7: 7. Does %rosteritle% receive the assistance from %programmeName% on time?

Information	[Type= discrete] [Format=numeric] [Range= 1-4] [Missing=*]
Statistics [NW/ W]	[Valid=90 /-] [Invalid=946 /-]

Value	Label	Cases	Percentage
1	Yes, always	44	48.9%
2	Yes, sometimes	33	36.7%
3	No, rarely	11	12.2%
4	No, never	2	2.2%
Sysmiss		946	

Warning: these figures indicate the number of cases found in the data file. They cannot be interpreted as summary statistics of the population of interest.

File : GSEC2C

s2cq8: 8. Does %roster% always receive the right amount of assistance from %progra

Information [Type= discrete] [Format=numeric] [Range= 1-4] [Missing=*]

Statistics [NW/ W] [Valid=90 /-] [Invalid=946 /-]

Value	Label	Cases	Percentage
1	Yes, always	69	<div></div> 76.7%
2	Yes, sometimes	11	<div></div> 12.2%
3	No, rarely	6	<div></div> 6.7%
4	No, never	4	<div></div> 4.4%
Sysmiss		946	

Warning: these figures indicate the number of cases found in the data file. They cannot be interpreted as summary statistics of the population of interest.

File : GSEC4

hhid: Unique household identifier in 2019/20

Information	[Type= discrete] [Format=character] [Missing=*]
Statistics [NW/ W]	[Valid=14494 /-] [Invalid=0 /-]

PID: PERSON IDENTIFIER in 2019/20

Information	[Type= continuous] [Format=numeric] [Range= 1-22] [Missing=*]
Statistics [NW/ W]	[Valid=14494 /-] [Invalid=0 /-] [Mean=3.842 /-] [StdDev=2.638 /-]

pid_unps_wave7: Wave7 UNPS Person ID (Preloaded)

Information	[Type= discrete] [Format=character] [Missing=*]
Statistics [NW/ W]	[Valid=13745 /-] [Invalid=0 /-]

Value	Label	Cases	Percentage
##N/A##		160	1.2%
1		2718	19.8%
10		277	2.0%
11		180	1.3%
12		113	0.8%
13		77	0.6%
14		45	0.3%
15		35	0.3%
16		25	0.2%
17		18	0.1%
18		13	0.1%
19		5	0.0%
2		2149	15.6%
20		6	0.0%
21		4	0.0%
22		3	0.0%
24		1	0.0%
25		1	0.0%
26		2	0.0%
28		1	0.0%
29		1	0.0%
3		1679	12.2%
30		2	0.0%
4		1572	11.4%
5		1448	10.5%
6		1169	8.5%
7		914	6.6%
8		651	4.7%
9		476	3.5%

Warning: these figures indicate the number of cases found in the data file. They cannot be interpreted as summary statistics of the population of interest.

s4q02: 2. Is %rosteritle% answering for himself or herself?

Information	[Type= discrete] [Format=numeric] [Range= 1-2] [Missing=*]
Statistics [NW/ W]	[Valid=14494 /-] [Invalid=0 /-]

File : GSEC4

s4q02: 2. Is %roster% answering for himself or herself?

Value	Label	Cases	Percentage
1	Yes	4571	31.5%
2	No	9923	68.5%

Warning: these figures indicate the number of cases found in the data file. They cannot be interpreted as summary statistics of the population of interest.

s4q03: 3. Who is the person responding for %roster%?

Information	[Type= discrete] [Format=numeric] [Range= 1-13] [Missing=*]
Statistics [NW/ W]	[Valid=9920 /-] [Invalid=4574 /-] [Mean=1.972 /-] [StdDev=1.597 /-]

Value	Label	Cases	Percentage
1		4713	47.5%
2		3736	37.7%
3		437	4.4%
4		361	3.6%
5		233	2.3%
6		116	1.2%
7		127	1.3%
8		71	0.7%
9		49	0.5%
10		27	0.3%
11		22	0.2%
12		13	0.1%
13		15	0.2%
Sysmiss		4574	

Warning: these figures indicate the number of cases found in the data file. They cannot be interpreted as summary statistics of the population of interest.

s4q04: 4. Can %roster% read and write with understanding in any language?

Information	[Type= discrete] [Format=numeric] [Range= 1-5] [Missing=*]
Statistics [NW/ W]	[Valid=14494 /-] [Invalid=0 /-]

Value	Label	Cases	Percentage
1	Unable to read and write	5817	40.1%
2	Able to read only	188	1.3%
4	Able to read and write	8489	58.6%
5	Uses Braille	0	

Warning: these figures indicate the number of cases found in the data file. They cannot be interpreted as summary statistics of the population of interest.

s4q04_1: 4_1. SHOW LITERACY CARD. RECORD WHETHER RESPONDENT IS ABLE TO READ.

Information	[Type= discrete] [Format=numeric] [Range= 1-2] [Missing=*]
Statistics [NW/ W]	[Valid=4570 /-] [Invalid=9924 /-]

Value	Label	Cases	Percentage
1	Unable to read	1385	30.3%
2	Able to read	3185	69.7%
Sysmiss		9924	

Warning: these figures indicate the number of cases found in the data file. They cannot be interpreted as summary statistics of the population of interest.

s4q05: 5. Has [NAME] ever attended any formal school?

Information	[Type= discrete] [Format=numeric] [Range= 1-3] [Missing=*]
-------------	--

File : GSEC4

s4q05: 5. Has [NAME] ever attended any formal school?

Statistics [NW/ W] [Valid=14494 /-] [Invalid=0 /-]

Value	Label	Cases	Percentage
1	Never attended	1787	12.3%
2	Attended school in the past	6382	44.0%
3	Currently attending school	6325	43.6%

Warning: these figures indicate the number of cases found in the data file. They cannot be interpreted as summary statistics of the population of interest.

s4q06: 6. Why has [NAME] not attended school?

Information [Type= discrete] [Format=numeric] [Range= 1-96] [Missing=*]

Statistics [NW/ W] [Valid=1787 /-] [Invalid=12707 /-]

Value	Label	Cases	Percentage
1	Too expensive	304	17.0%
2	Too far away	47	2.6%
3	Poor school quality	2	0.1%
4	Had to help at home	134	7.5%
5	Had to help with farm work	92	5.1%
6	Had to help with family business	2	0.1%
7	Education not useful	105	5.9%
8	Parents did not want	284	15.9%
9	Not willing to attend	39	2.2%
10	Too young	687	38.4%
11	Orphaned	28	1.6%
12	Displaced	3	0.2%
13	Disabled	40	2.2%
14	Insecurity	4	0.2%
96	Other	16	0.9%
Sysmiss		12707	

Warning: these figures indicate the number of cases found in the data file. They cannot be interpreted as summary statistics of the population of interest.

s4q07: 7. What was the highest grade/class that %rosteritle% completed ?

Information [Type= discrete] [Format=numeric] [Range= 10-98] [Missing=*]

Statistics [NW/ W] [Valid=6382 /-] [Invalid=8112 /-]

Value	Label	Cases	Percentage
10	Some schooling but not completed P.1	76	1.2%
11	Completed P.1	250	3.9%
12	Completed P.2	389	6.1%
13	Completed P.3	488	7.6%
14	Completed P.4	564	8.8%
15	Completed P.5	669	10.5%
16	Completed P.6	840	13.2%
17	Completed P.7	987	15.5%
21	Completed J.1	27	0.4%
22	Completed J.2	20	0.3%
23	Completed J.3	10	0.2%
31	Completed S.1	183	2.9%

File : GSEC4

s4q07: 7. What was the highest grade/class that %roster% completed ?

Value	Label	Cases	Percentage
32	Completed S.2	260	4.1%
33	Completed S.3	196	3.1%
34	Completed S.4	546	8.6%
35	Completed S.5	10	0.2%
36	Completed S.6	135	2.1%
41	Completed post primary/junior specialized traing/certificat/	250	3.9%
51	Completed Post secondary Specialized training or diploma	305	4.8%
61	Completed Degree and above	153	2.4%
98	Don't Know	24	0.4%
Sysmiss		8112	

Warning: these figures indicate the number of cases found in the data file. They cannot be interpreted as summary statistics of the population of interest.

s4q08: 8. What was the main reason that %roster% left school?

Information	[Type= discrete] [Format=numeric] [Range= 1-96] [Missing=*]
Statistics [NW/ W]	[Valid=6382 /-] [Invalid=8112 /-]

Value	Label	Cases	Percentage
1	Completed desired schooling	447	7.0%
2	Further schooling not available	17	0.3%
3	Too expensive	4189	65.6%
4	Too far away	20	0.3%
5	Had to help at home	89	1.4%
6	Had to help with farm work	53	0.8%
7	Had to help with family business	4	0.1%
8	Poor school quality	6	0.1%
9	Parents did not want	281	4.4%
10	Not willing to attend further	613	9.6%
11	Poor academic progress	175	2.7%
12	Sickness or calamity in family	235	3.7%
13	Pregnancy	185	2.9%
96	Other	68	1.1%
Sysmiss		8112	

Warning: these figures indicate the number of cases found in the data file. They cannot be interpreted as summary statistics of the population of interest.

s4q09: 9. What grade/class was%roster% attending in [LAST COMPLETED SCHOOL YEAR]?

Information	[Type= discrete] [Format=numeric] [Range= 0-98] [Missing=*]
Statistics [NW/ W]	[Valid=6323 /-] [Invalid=8171 /-]

Value	Label	Cases	Percentage
0	Had not begun school last year	432	6.8%
1	Attending nursery, kindergarten etc (lower than P.1)	1088	17.2%
10	Attending P.1	692	10.9%
11	Attending P.2	666	10.5%
12	Attending P.3	645	10.2%
13	Attending P.4	607	9.6%
14	Attending P.5	526	8.3%

File : GSEC4

s4q09: 9. What grade/class was%rosteritle% attending in [LAST COMPLETED SCHOOL YEAR]?

Value	Label	Cases	Percentage
15	Attending P.6	418	6.6%
16	Attending P.7	285	4.5%
30	Attending S.1	198	3.1%
31	Attending S.2	205	3.2%
32	Attending S.3	193	3.1%
33	Attending S.4	85	1.3%
34	Attending S.5	67	1.1%
35	Attending S.6	41	0.6%
40	Attending postprimary/junior specializd training/certifict/d	44	0.7%
50	Attending Post secondary Specialized training or diploma	62	1.0%
60	Attending Degree and above	66	1.0%
98	Dont know	3	0.0%
Sysmiss		8171	

Warning: these figures indicate the number of cases found in the data file. They cannot be interpreted as summary statistics of the population of interest.

s4q10: 10. What grade/class is %rosteritle% currently attending?

Information	[Type= discrete] [Format=numeric] [Range= 0-98] [Missing=*]
Statistics [NW/ W]	[Valid=6324 /-] [Invalid=8170 /-]

Value	Label	Cases	Percentage
0	Had not begun school last year	2	0.0%
1	Attending nursery, kindergarten etc (lower than P.1)	1018	16.1%
10	Attending P.1	661	10.5%
11	Attending P.2	608	9.6%
12	Attending P.3	689	10.9%
13	Attending P.4	658	10.4%
14	Attending P.5	602	9.5%
15	Attending P.6	483	7.6%
16	Attending P.7	383	6.1%
30	Attending S.1	244	3.9%
31	Attending S.2	200	3.2%
32	Attending S.3	212	3.4%
33	Attending S.4	200	3.2%
34	Attending S.5	47	0.7%
35	Attending S.6	78	1.2%
40	Attending postprimary/junior specializd training/certifict/d	74	1.2%
50	Attending Post secondary Specialized training or diploma	77	1.2%
60	Attending Degree and above	82	1.3%
98	Dont know	6	0.1%
Sysmiss		8170	

Warning: these figures indicate the number of cases found in the data file. They cannot be interpreted as summary statistics of the population of interest.

s4q11: 11. Who manages the school %rosteritle% attends?

Information	[Type= discrete] [Format=numeric] [Range= 1-96] [Missing=*]
Statistics [NW/ W]	[Valid=6325 /-] [Invalid=8169 /-]

File : GSEC4

s4q11: 11. Who manages the school %rosteritle% attends?

Value	Label	Cases	Percentage
1	Government	3296	<div><div></div></div> 52.1%
2	Private	2748	<div><div></div></div> 43.4%
3	NGO	37	<div><div></div></div> 0.6%
4	Religious organization (Faith-based)	239	<div><div></div></div> 3.8%
96	Other	5	<div><div></div></div> 0.1%
Sysmiss		8169	

Warning: these figures indicate the number of cases found in the data file. They cannot be interpreted as summary statistics of the population of interest.

s4q12: 12. What type of school is %rosteritle% currently attending?

Information	[Type= discrete] [Format=numeric] [Range= 1-3] [Missing=*]		
Statistics [NW/ W]	[Valid=6324 /-] [Invalid=8170 /-]		
Value	Label	Cases	Percentage
1	Day	3913	<div><div></div></div> 61.9%
2	Boarding	98	<div><div></div></div> 1.5%
3	Day and Boarding	2313	<div><div></div></div> 36.6%
Sysmiss		8170	

Warning: these figures indicate the number of cases found in the data file. They cannot be interpreted as summary statistics of the population of interest.

s4q7_1a: 7_1a. What is the duration of %rosteritle%'s course/programme?

Information	[Type= continuous] [Format=numeric] [Range= 1-30] [Missing=*]
Statistics [NW/ W]	[Valid=232 /-] [Invalid=14262 /-] [Mean=2.892 /-] [StdDev=2.833 /-]

s4q7_1b: 7_1b.What is the duration of %rosteritle%'s course/programme? [unit]

Information	[Type= discrete] [Format=numeric] [Range= 1-3] [Missing=*]		
Statistics [NW/ W]	[Valid=232 /-] [Invalid=14262 /-]		
Value	Label	Cases	Percentage
1	Years	226	<div><div></div></div> 97.4%
2	Months	6	<div><div></div></div> 2.6%
3	Weeks	0	
Sysmiss		14262	

Warning: these figures indicate the number of cases found in the data file. They cannot be interpreted as summary statistics of the population of interest.

s4q07a: 7_2. Current YEAR %rosteritle% is attending?

Information	[Type= discrete] [Format=numeric] [Range= 1-5] [Missing=*]		
Statistics [NW/ W]	[Valid=225 /-] [Invalid=14269 /-]		
Value	Label	Cases	Percentage
1	YEAR 1	79	<div><div></div></div> 35.1%
2	YEAR 2	100	<div><div></div></div> 44.4%
3	YEAR 3	39	<div><div></div></div> 17.3%
4	YEAR 4	6	<div><div></div></div> 2.7%
5	YEAR 5	1	<div><div></div></div> 0.4%
Sysmiss		14269	

Warning: these figures indicate the number of cases found in the data file. They cannot be interpreted as summary statistics of the population of interest.

File : GSEC4

s4q07_3_1: 7_3_1. Full name of programme

Information [Type= discrete] [Format=character] [Missing=*]

Statistics [NW/ W] [Valid=941 /-] [Invalid=0 /-]

Value	Label	Cases	Percentage
##N/A##		6	0.6%
(DIPLOMA) CLINICAL OFFICER		1	0.1%
ACCOUNTING		5	0.5%
ACCOUNTING AND FINANCE		1	0.1%
ACCOUNTS		2	0.2%
ADVANCED CERTIFICATE IN MOTORVEHICL MECHANICS		1	0.1%
AGRICULTURE		4	0.4%
ARTS		1	0.1%
AUTO MOBILE MECHANICS		1	0.1%
Accounting		1	0.1%
Advanced CERTIFICATE in building and construction		1	0.1%
Agribusiness		1	0.1%
Agriculture		3	0.3%
B A EDUCATION		1	0.1%
BACHELOR OF ARTS IN EDUCATION		1	0.1%
BACHELOR IN ACCOUNTING		1	0.1%
BACHELOR IN ADMINISTRATI AND MANAGEMENT		1	0.1%
BACHELOR IN BUSINESS ADMINISTRATI		1	0.1%
BACHELOR IN BUSINESS ECONOMICS		1	0.1%
BACHELOR IN CIVIL ENGINEERING		1	0.1%
BACHELOR IN COMMERCE		1	0.1%
BACHELOR IN EDUCATION		3	0.3%

File : GSEC4

s4q07_3_1: 7_3_1. Full name of programme

Value	Label	Cases	Percentage
BACHELOR IN ELECTRICAL ENGINEERING		1	0.1%
BACHELOR IN HUMAN NUTRITION AND DIET		1	0.1%
BACHELOR IN LAW		1	0.1%
BACHELOR IN MECHANICAL ENGINEERING.		1	0.1%
BACHELOR IN MEDICINE		2	0.2%
BACHELOR IN PROCUREMENT MANAGEMENT		1	0.1%
BACHELOR IN SOCIAL SCIENCES		1	0.1%
BACHELOR OF AGRICULTURE		1	0.1%
BACHELOR OF ARTS		1	0.1%
BACHELOR OF ARTS DEGREE IN EDUCATION		1	0.1%
BACHELOR OF ARTS IN ADMINISTRATI AND MANAGEMENT		1	0.1%
BACHELOR OF ARTS IN BUSINESS ADMINISTRATI		1	0.1%
BACHELOR OF ARTS IN ECONOMICS		2	0.2%
BACHELOR OF ARTS IN EDUCATION, LITERATURE AND ENGLISH		1	0.1%
BACHELOR OF ARTS WITH EDUCATION		2	0.2%
BACHELOR OF BUSINESS ADMINISTRATI		5	0.5%
BACHELOR OF COMMUNITY PSYCHOLOGIC.		1	0.1%
BACHELOR OF COMPUTER		1	0.1%

File : GSEC4

s4q07_3_1: 7_3_1. Full name of programme

Value	Label	Cases	Percentage
REPAIR AND MAINTENANCE			
BACHELOR OF DEVELOPMENT STUDIES		1	0.1%
BACHELOR OF EDUCATION		4	0.4%
BACHELOR OF ENVIRONMENT MANAGEMENT		1	0.1%
BACHELOR OF INFORMATION TECHNOLOGY		1	0.1%
BACHELOR OF LAWS		1	0.1%
BACHELOR OF MEDICINE AND SURGERY		1	0.1%
BACHELOR OF PROCUREMENT AND LOGISTICS		1	0.1%
BACHELOR OF PUBLIC ADMINISTRATI		2	0.2%
BACHELOR OF PUBLIC ADMINISTRATI AND MANAGEMENT		1	0.1%
BACHELOR OF SCIENCE IN ACCOUNTING		1	0.1%
BACHELOR OF SCIENCE IN AGRICULTURA LAND USE AND MANAGEMENT		1	0.1%
BACHELOR OF SCIENCE IN AGRICULTURE		1	0.1%
BACHELOR OF SCIENCE IN CIVIL ENGINEERING		1	0.1%
BACHELOR OF SCIENCE IN MEDICINE		1	0.1%
BACHELOR OF SCIENCE IN TEXTILE AND CLOTHING TECHNOLOGY		1	0.1%

File : GSEC4

s4q07_3_1: 7_3_1. Full name of programme

Value	Label	Cases	Percentage
BACHELOR OF SCIENCE WITH EDUCATION		1	0.1%
BACHELOR OF THEOLOGY AND DIVINITY		1	0.1%
BACHELOR OF VOCATIONAL EDUCATION (AGRICULTURE		1	0.1%
BACHELOR'S DEGREE IN SIGN LANGUAGE		1	0.1%
BACHELOR'S IN CIVIL ENGINEERING		1	0.1%
BACHELOR'S DEGREE IN PROCUREMENT AND LOGISTICS		1	0.1%
BACHELOR'S DEGREE IN ACCOUNTING		1	0.1%
BACHELOR'S DEGREE IN JOURNALISM		1	0.1%
BACHELOR'S DEGREE IN MICRO FINANCE AND BANKING		1	0.1%
BACHELOR'S DEGREE IN ACCOUNTANCY		1	0.1%
BACHELOR'S DEGREE IN AGRICULTURE AND RURAL INNOVATIONS		1	0.1%
BACHELOR'S DEGREE IN BUSINESS ADMINISTRATI		2	0.2%
BACHELOR'S DEGREE IN BUSINESS ADMINISTRATI MAJORING IN ACCOUNTING		1	0.1%
BACHELOR'S DEGREE IN COMPUTER SCIENCE AND		1	0.1%

File : GSEC4

s4q07_3_1: 7_3_1. Full name of programme

Value	Label	Cases	Percentage
INFORMATION TECHNOLOGY			
BACHELOR'S DEGREE IN DEVELOPMENT STUDIES		1	0.1%
BACHELOR'S DEGREE IN ECONOMICS		1	0.1%
BACHELOR'S DEGREE IN EDUCATION		6	0.6%
BACHELOR'S DEGREE IN ENVIRONMENT MANAGEMENT		1	0.1%
BACHELOR'S DEGREE IN HOTEL MANAGEMENT AND HOSPITALITY		1	0.1%
BACHELOR'S DEGREE IN HUMAN RESOURCE		1	0.1%
BACHELOR'S DEGREE IN HUMAN RESOURCE MANAGEMENT		1	0.1%
BACHELOR'S DEGREE IN INDUSTRIAL CHEMISTRY		1	0.1%
BACHELOR'S DEGREE IN INFORMATION AND TECHNOLOGY		1	0.1%
BACHELOR'S DEGREE IN INFORMATION TECHNOLOGY		1	0.1%
BACHELOR'S DEGREE IN LAW		1	0.1%
BACHELOR'S DEGREE IN SCIENCE COMPUTING		1	0.1%
BACHELOR'S DEGREE IN SOCIAL SCIENCES		2	0.2%

File : GSEC4

s4q07_3_1: 7_3_1. Full name of programme

Value	Label	Cases	Percentage
BACHELOR'S DEGREE IN STATISTICS		1	0.1%
BACHELOR'S DEGREE IN TEACHING		1	0.1%
BACHELOR'S DEGREE IN TOURISM		1	0.1%
BACHELOR'S DEGREE IN URBAN PLANNING		1	0.1%
BACHELOR'S IN DEVELOPMENT STUDIES OF KAMPALA INTERNATIONAL UNIVERSITY		1	0.1%
BACHELOR'S IN DEVELOPMENT STUDY		1	0.1%
BACHELOR'S IN EDUCATION		3	0.3%
BACHELOR'S IN ICT		1	0.1%
BACHELOR'S IN SOFTWARE ENGINEERING		1	0.1%
BACHELOR'S OF ECONOMICS AND MANAGEMENT		1	0.1%
BACHELOR'S OF SCIENCE IN MARKETING		1	0.1%
BACHELOR'S OF SOCIAL WORKS AND SOCIAL ADMINISTRATI		1	0.1%
BACHELORS DEGREE IN BUSINESS STATISTICS		1	0.1%
BACHELORS DEGREE IN RECORDS MANAGEMENT		1	0.1%
BACHELORS DEGREE IN		1	0.1%

File : GSEC4

s4q07_3_1: 7_3_1. Full name of programme

Value	Label	Cases	Percentage
BUSINESS ADMINISTRATI			
BACHELORS DEGREE IN DEVELOPMENT STUDIES		1	0.1%
BACHELORS DEGREE IN EDUCATION		4	0.4%
BACHELORS DEGREE IN HUMAN RESOURCE		1	0.1%
BACHELORS DEGREE IN HUMAN RESOURCE MANNAGEMENT		1	0.1%
BACHELORS DEGREE IN LAW		1	0.1%
BACHELORS IN ECONOMICS		1	0.1%
BACHELORS IN PUBLIC ADMINISTRATI		1	0.1%
BACHELORS IN SOCIAL WORKS		1	0.1%
BACHELORS IN SOCIAL WORKS AND SOCIAL ADMINISTRATI		1	0.1%
BACHELORS IN TOURISM		1	0.1%
BACHELORS OF EDUCATION		3	0.3%
BACHELORS OF EDUCATION PRIMARY SECTOR		1	0.1%
BACHELORS OF LAW		2	0.2%
BACHELORS OF SOCIAL WORK		1	0.1%
BACHELORS OF SOCIAL WORK AND ADMINISTRATI		1	0.1%

File : GSEC4

s4q07_3_1: 7_3_1. Full name of programme

Value	Label	Cases	Percentage
BACHELORS in Civil Engineering		1	0.1%
BACHELORS' DEGREE IN DEVELOPMENT STUDIES		1	0.1%
BACHELORS' DEGREE IN SOCIAL SCIENCES		2	0.2%
BARCHELOR OR ARTS IN COMMERCE		1	0.1%
BBA ACCOUNTING AND MANAGEMENT		1	0.1%
BCP		2	0.2%
BLOCK LAYING AND CONCRETE PRACTICE		2	0.2%
BRICK LAYING AND CONCRETE PRACTICE		7	0.7%
BRICK LAYING AND CONCRETE PRACTICING		1	0.1%
BRICK LAYING AND CONCRETE PRATICE		1	0.1%
BRICKS LAYING AND CONCRETE PRACTICE		2	0.2%
BUILDING		2	0.2%
BUSINESS ADMINISTRATI		4	0.4%
BUSINESS ADMINISTRATI AND MANAGEMENT		1	0.1%
BUSINESS IN ART		1	0.1%
Bachelor in Social sciences		1	0.1%
Bachelor of Arts in social sciences		2	0.2%
Bachelor of Arts with education		1	0.1%

File : GSEC4

s4q07_3_1: 7_3_1. Full name of programme

Value	Label	Cases	Percentage
Bachelor of Business Administration		1	0.1%
Bachelor of Businesses Administration		1	0.1%
Bachelor of ELECTRICAL engineering		1	0.1%
Bachelor of Education		1	0.1%
Bachelor of Tourism		1	0.1%
Bachelor of arts and design		1	0.1%
Bachelor of civil engineering		1	0.1%
Bachelor of commerce		2	0.2%
Bachelor of guidency and counselling		1	0.1%
Bachelor of procurement		1	0.1%
Bachelor of science in ACCOUNTING		1	0.1%
Bachelor's degree in Education		1	0.1%
Bachelor's degree in business administration		1	0.1%
Bachelor's degree in education		3	0.3%
Bachelor's degree in social sciences		1	0.1%
Bachelors degree in Education		1	0.1%
Bachelors in arts education		1	0.1%
Brick laying		2	0.2%
Building		1	0.1%
Business studies		1	0.1%
CADET TRAINING IN POLICE		1	0.1%
CARPENTRY		2	0.2%
CARPENTRY AND JOINARY		4	0.4%

File : GSEC4

s4q07_3_1: 7_3_1. Full name of programme

Value	Label	Cases	Percentage
CARPENTRY AND JOINERY		4	0.4%
CATERING		2	0.2%
CATERING AND HOTEL MANAGEMENT		1	0.1%
CATERING AND HOTEL MANAGEMENT		1	0.1%
CERFITICATE IN SECRETARIAL AND OFFICE WORK		1	0.1%
CERTIFICATE IN BUILDING AND CONSTRUCTION		1	0.1%
CERTIFICATE IN NURSING		1	0.1%
CERTIFICATE IN NURSING AND MIDWIFERY		1	0.1%
CERTIFICATE IN PRIMARY EDUCATION		1	0.1%
CERTIFICATE IN PRIMARY EDUCATION		1	0.1%
CERTIFICATE COURSE IN NURSING AND MIDWIFERY		1	0.1%
CERTIFICATE EDUCATION		1	0.1%
CERTIFICATE IN ELECTRIC WIRING		1	0.1%
CERTIFICATE IN MECHANICS AND DRIVING		1	0.1%
CERTIFICATE IN PRIMARY EDUCATION		2	0.2%
CERTIFICATE IN TAILORING AND FASHION DESIGN		1	0.1%
CERTIFICATE IN ACCOUNTANCY		1	0.1%

File : GSEC4

s4q07_3_1: 7_3_1. Full name of programme

Value	Label	Cases	Percentage
CERTIFICATE IN ACCOUNTING		3	0.3%
CERTIFICATE IN ACCOUNTS		2	0.2%
CERTIFICATE IN AGRICULTURA FARMING		1	0.1%
CERTIFICATE IN AGRICULTURA PRODUCTION.		1	0.1%
CERTIFICATE IN AGRICULTURE		5	0.5%
CERTIFICATE IN ANIMAL VETERINARY		1	0.1%
CERTIFICATE IN ART AND CRAFT		1	0.1%
CERTIFICATE IN ART AND DESIGN		1	0.1%
CERTIFICATE IN AUTOMOTIVE MECHANICS		1	0.1%
CERTIFICATE IN BRICK LAYING AND CONCRETE PRACTICE		2	0.2%
CERTIFICATE IN BRICK MAKING AND CONCRETE PRACTICE.		1	0.1%
CERTIFICATE IN BRICK RAYING		2	0.2%
CERTIFICATE IN BRICK RAYING AND CONCRETE PRACTICE		1	0.1%
CERTIFICATE IN BRICK RAYING AND CONCRETE PRACTICE		1	0.1%
CERTIFICATE IN BUILDING		3	0.3%
CERTIFICATE IN BUILDING AND		3	0.3%

File : GSEC4

s4q07_3_1: 7_3_1. Full name of programme

Value	Label	Cases	Percentage
CONCRETE PRACTICE			
CERTIFICATE IN BUILDING AND CONSTRUCTION		1	0.1%
CERTIFICATE IN BUSINESS MANAGEMENT		1	0.1%
CERTIFICATE IN BUSINESS STUDIES		1	0.1%
CERTIFICATE IN CARPENTRY AND JOINERY		5	0.5%
CERTIFICATE IN CATERING		2	0.2%
CERTIFICATE IN CATERING AND HOTEL MANAGEMENT		1	0.1%
CERTIFICATE IN CATERING		1	0.1%
CERTIFICATE IN COMPREHENSIVE NURSING		3	0.3%
CERTIFICATE IN COMPUTER SCIENCE		2	0.2%
CERTIFICATE IN COMPUTER STUDIES		1	0.1%
CERTIFICATE IN COUNSELLING		1	0.1%
CERTIFICATE IN CRAFT PART 1		1	0.1%
CERTIFICATE IN DEFENSIVE DRIVING AND MOTOR MAINTENANCE		1	0.1%
CERTIFICATE IN DESIGNING AND TAILORING.		1	0.1%
CERTIFICATE IN DRIVING SMALL VEHICLES		1	0.1%
CERTIFICATE IN EARLY		1	0.1%

File : GSEC4

s4q07_3_1: 7_3_1. Full name of programme

Value	Label	Cases	Percentage
CHILDHOOD DEVELOPMENT			
CERTIFICATE IN EARLY CHILDHOOD/ NURSERY TEACHING		1	0.1%
CERTIFICATE IN EDUCATION		11	1.2%
CERTIFICATE IN ELECTRICAL ENGINEERING		7	0.7%
CERTIFICATE IN ELECTRICAL ENGINEERING .		1	0.1%
CERTIFICATE IN ELECTRICAL INSTALLATION		2	0.2%
CERTIFICATE IN ELECTRICAL WIRING		1	0.1%
CERTIFICATE IN ENROLLED NURSING AND MIDWIFERY		1	0.1%
CERTIFICATE IN ENROLLED COMPREHENSIVE NURSE		1	0.1%
CERTIFICATE IN FASHION AND DESIGN		2	0.2%
CERTIFICATE IN GENERAL AGRICULTURE		1	0.1%
CERTIFICATE IN HAIR DRESSING		5	0.5%
CERTIFICATE IN HAIRDRESSING		1	0.1%
CERTIFICATE IN HUMAN RESOURCE		1	0.1%
CERTIFICATE IN JOURNALISM		1	0.1%
CERTIFICATE IN LAB. TECHNOLOGY		1	0.1%

File : GSEC4

s4q07_3_1: 7_3_1. Full name of programme

Value	Label	Cases	Percentage
CERTIFICATE IN LAB. TECHNOLOGY		1	0.1%
CERTIFICATE IN LABORATORY		1	0.1%
CERTIFICATE IN LABORATORY SCIENCE		1	0.1%
CERTIFICATE IN LABORATORY TECHNOLOGY		2	0.2%
CERTIFICATE IN MASS COMMUNICATION		1	0.1%
CERTIFICATE IN MECHANICAL ENGINEERING		1	0.1%
CERTIFICATE IN MECHANICAL ENGINEERING		1	0.1%
CERTIFICATE IN MECHANICS		4	0.4%
CERTIFICATE IN MECHANICS AND DRIVING		1	0.1%
CERTIFICATE IN MEDICAL LABORATORY TECHNIQUES		1	0.1%
CERTIFICATE IN MIDWIFERY		6	0.6%
CERTIFICATE IN MOTOR VEHICLE MECHANICS		3	0.3%
CERTIFICATE IN MOTOR VEHICLE MECHANICS AND DRIVING		1	0.1%
CERTIFICATE IN NURSERY TEACHING		6	0.6%
CERTIFICATE IN NURSING		26	2.8%
CERTIFICATE IN NURSING AID		1	0.1%

File : GSEC4

s4q07_3_1: 7_3_1. Full name of programme

Value	Label	Cases	Percentage
CERTIFICATE IN NURSING AND MIDWIFERY		4	0.4%
CERTIFICATE IN PHILOSOPHY		1	0.1%
CERTIFICATE IN PLUMBERING		1	0.1%
CERTIFICATE IN PLUMBING		2	0.2%
CERTIFICATE IN POST AND TELECOMMUN		1	0.1%
CERTIFICATE IN PRIMARY EDUCATION		15	1.6%
CERTIFICATE IN PRIMARY SCHOOL		1	0.1%
CERTIFICATE IN PRIMARY TEACHER EDUCATION		2	0.2%
CERTIFICATE IN PRIMARY TEACHING		7	0.7%
CERTIFICATE IN PRIMARY TEACHING.		1	0.1%
CERTIFICATE IN PROCUREMENT AND LOGISTICS		1	0.1%
CERTIFICATE IN PUBLIC HEALTH		1	0.1%
CERTIFICATE IN RECORDS		1	0.1%
CERTIFICATE IN RECORDS MANAGEMENT		2	0.2%
CERTIFICATE IN SAFE USE HANDLING OF PESTICIDES		1	0.1%
CERTIFICATE IN SECRETARIAL SERVICES		3	0.3%
CERTIFICATE IN SECRETARIAL STUDIES		5	0.5%























File : GSEC4

s4q07_3_1: 7_3_1. Full name of programme

Value	Label	Cases	Percentage
CERTIFICATE IN SHOE MAKING		1	0.1%
CERTIFICATE IN STENOGRAPHY		1	0.1%
CERTIFICATE IN TAILORING		13	1.4%
CERTIFICATE IN TAILORING AND CUTTING GARMENTS		2	0.2%
CERTIFICATE IN TAILORING AND DESIGN		1	0.1%
CERTIFICATE IN TAILORING AND FASHION DESIGN		2	0.2%
CERTIFICATE IN TEACHER TRAINING		4	0.4%
CERTIFICATE IN TEACHING		2	0.2%
CERTIFICATE IN TEACHING EDUCATION		1	0.1%
CERTIFICATE IN TEACHING PRIMARY EDUCATION		1	0.1%
CERTIFICATE IN TECHNICAL CONSTRUCTION		1	0.1%
CERTIFICATE IN THEOLOGY		1	0.1%
CERTIFICATE IN WELDING		1	0.1%
CERTIFICATE IN WELDING AND FABRICATION		1	0.1%
CERTIFICATE OF EDUCATION		1	0.1%
CERTIFICATE OF NURSERY TEACHING		1	0.1%
CERTIFICATE OF NURSING		3	0.3%
CERTIFICATE OF NURSING ASSISTANT		2	0.2%

File : GSEC4

s4q07_3_1: 7_3_1. Full name of programme

Value	Label	Cases	Percentage
CERTIFICATE OF TOURISM AND HOTEL MANAGEMENT		1	 0.1%
CERTIFICATE TAILORING AND DESIGN		1	 0.1%
CHILD DEVELOPMENT		2	 0.2%
CIVIL ENGINEERING		1	 0.1%
CLINICAL NURSING		1	 0.1%
COMMUNITY PSYCHOLOGY		1	 0.1%
COMPREHENSIVE NURSING		1	 0.1%
COMPUTER SCIENCE AND TECHNOLOGY		1	 0.1%
COSMETOLOGY		1	 0.1%
Certificate in Brick and mortar laying		1	 0.1%
Certificate in Building		1	 0.1%
Certificate in Construction		1	 0.1%
Certificate in Nursery Teaching		1	 0.1%
Certificate in Tailoring		1	 0.1%
Certificate in brickwork		1	 0.1%
Certificate in catering		2	 0.2%
Certificate in community health		1	 0.1%
Certificate in counselling		1	 0.1%
Certificate in nutrition		1	 0.1%
Certificate in water engineering		1	 0.1%
Certificate of brick laying		1	 0.1%
DEGREE BUSINESS ADMINISTRATI		1	 0.1%

File : GSEC4

s4q07_3_1: 7_3_1. Full name of programme

Value	Label	Cases	Percentage
DEGREE IN COMPUTER SCIENCE		1	0.1%
DEGREE IN DEVELOPMENT STUDIES		1	0.1%
DEGREE IN DEVELOPMENT STUDY		1	0.1%
DEGREE IN EDUCATION		3	0.3%
DEGREE IN INFORMATION TECHNOLOGY		1	0.1%
DEGREE IN ISLAM		1	0.1%
DEGREE IN LAW		1	0.1%
DEGREE IN MASS COMMUNICATION		1	0.1%
DEGREE IN MASS COMMUNICATION AND JOURNALISM		1	0.1%
DEGREE IN PETROLEUM AND GEOSCIENCE		1	0.1%
DEGREE IN PUBLIC RELATIONS		1	0.1%
DEGREE IN SOCIAL SCIENCES		2	0.2%
DEGREE IN SOCIAL WORK AND SOCIAL ADMINISTRATI		1	0.1%
DEGREE IN SOCIAL WORKS		1	0.1%
DEGREE IN VETINARY		1	0.1%
DEGREE SOCIAL SCIENCES		1	0.1%
DEPLOMA PRIMARY SCHOOL		1	0.1%
DESIGNING AND DRESS MAKING		1	0.1%

File : GSEC4

s4q07_3_1: 7_3_1. Full name of programme

Value	Label	Cases	Percentage
DEVELOPMENT STUDIES		1	0.1%
DIP. EDUCATION		1	0.1%
DIPLOMA IN ARCHITECTURE		1	0.1%
DIPLOMA IN INFORMATION TECHNOLOGY AND BUSINESS		1	0.1%
DIPLOMA IN THEOLOGY		3	0.3%
DIPLOMA GRADE 3 TEACHER TRAINING CERTIFICATE		1	0.1%
DIPLOMA IN CATERING AND HOTEL MANAGEMENT		1	0.1%
DIPLOMA IN CLEARING AND FORWARDING.		1	0.1%
DIPLOMA IN CLINICAL MEDICINE		1	0.1%
DIPLOMA IN ENGINEERING		1	0.1%
DIPLOMA IN TAILORING		1	0.1%
DIPLOMA IN THEOLOGY		1	0.1%
DIPLOMA IN A AGRO FARMING		1	0.1%
DIPLOMA IN ACCOUNTANCY		4	0.4%
DIPLOMA IN ACCOUNTING		8	0.9%
DIPLOMA IN ACCOUNTING AND FINANCE		1	0.1%
DIPLOMA IN ACCOUNTS		1	0.1%
DIPLOMA IN ADMINISTRATIVE		1	0.1%
DIPLOMA IN AGRICULTURE AND LIVESTOCK PRODUCTION		1	0.1%

File : GSEC4

s4q07_3_1: 7_3_1. Full name of programme

Value	Label	Cases	Percentage
DIPLOMA IN AGRO FORESTRY		1	0.1%
DIPLOMA IN AUDIO VISUAL PRODUCTION		1	0.1%
DIPLOMA IN BUILDING		1	0.1%
DIPLOMA IN BUSINESS ADMINISTRATI		4	0.4%
DIPLOMA IN BUSINESS AND ADMINISTRATI		1	0.1%
DIPLOMA IN BUSINESS EDUCATION		1	0.1%
DIPLOMA IN BUSINESS MANAGEMENT		1	0.1%
DIPLOMA IN BUSINESS STUDIES		5	0.5%
DIPLOMA IN CAPENTRY		1	0.1%
DIPLOMA IN CATERING		3	0.3%
DIPLOMA IN CATERING AND HOTEL MANAGEMENT		1	0.1%
DIPLOMA IN CIVIL ENGINEERING		2	0.2%
DIPLOMA IN CLEARING AND FORWARDING		1	0.1%
DIPLOMA IN CLINICAL MEDICINE		3	0.3%
DIPLOMA IN CLINICAL MEDICINE AND ENVIRONMENT HEALTH		1	0.1%
DIPLOMA IN CLINICAL STUDIES		1	0.1%
DIPLOMA IN COMPREHENSIV NURSING		1	0.1%

File : GSEC4

s4q07_3_1: 7_3_1. Full name of programme

Value	Label	Cases	Percentage
DIPLOMA IN COMPUTER SCIENCE		2	0.2%
DIPLOMA IN CUSTOM CLEARING AND FORWARDING		1	0.1%
DIPLOMA IN EDUCATION		21	2.2%
DIPLOMA IN EDUCATION PRIMARY		1	0.1%
DIPLOMA IN ELECTRICAL ENGINEERING		5	0.5%
DIPLOMA IN ENGINEERING		2	0.2%
DIPLOMA IN ENROLLED NURSING		2	0.2%
DIPLOMA IN FOOD SCIENCE		1	0.1%
DIPLOMA IN GENDER DEVELOPMENT		1	0.1%
DIPLOMA IN GENERAL NURSING		1	0.1%
DIPLOMA IN GUIDANCE AND COUNSELLING		1	0.1%
DIPLOMA IN HAIR DRESSING		1	0.1%
DIPLOMA IN HEALTH RECORDS		1	0.1%
DIPLOMA IN HOTEL AND MANAGEMENT		1	0.1%
DIPLOMA IN HOTEL MANAGEMENT AND CATERING		1	0.1%
DIPLOMA IN INFORMATION TECHNOLOGY		3	0.3%
DIPLOMA IN LABORATORY SCIENCE		1	0.1%

File : GSEC4

s4q07_3_1: 7_3_1. Full name of programme

Value	Label	Cases	Percentage
DIPLOMA IN LABORATORY STUDIES		1	0.1%
DIPLOMA IN LAW		2	0.2%
DIPLOMA IN MARKETING AND SALES		1	0.1%
DIPLOMA IN MECHANICAL ENGINEERING		3	0.3%
DIPLOMA IN NURSERY TEACHING		3	0.3%
DIPLOMA IN NURSING		4	0.4%
DIPLOMA IN NURSING AND MIDWIFERY		1	0.1%
DIPLOMA IN PRIMARY EDUCATION		1	0.1%
DIPLOMA IN PRIMARY EDUCATION		13	1.4%
DIPLOMA IN PRIMARY EDUCATION (SPECIAL NEEDS EDUCATION)		1	0.1%
DIPLOMA IN PRIMARY EDUCATION IN SPECIAL NEEDS		1	0.1%
DIPLOMA IN PRIMARY EDUCATION WITH SUBJECT SPECIALISATION		1	0.1%
DIPLOMA IN PRIMARY TEACHING		1	0.1%
DIPLOMA IN PRIMARY TEACHING.		1	0.1%
DIPLOMA IN PROCUREMENT AND LOGISTICS		1	0.1%
DIPLOMA IN PUBLIC ADMINISTRATION		3	0.3%

File : GSEC4

s4q07_3_1: 7_3_1. Full name of programme

Value	Label	Cases	Percentage
DIPLOMA IN RELIGION		1	0.1%
DIPLOMA IN SECONDARY EDUCATION		7	0.7%
DIPLOMA IN SECONDARY SCHOOL EDUCATION, GEOGRAPHY AND AGRICULTURE		1	0.1%
DIPLOMA IN SECRETARIAL STUDIES		2	0.2%
DIPLOMA IN SOCIAL DEVELOPMENT		1	0.1%
DIPLOMA IN SOCIAL SCIENCES		4	0.4%
DIPLOMA IN SOCIAL WORK AND SOCIAL ADMINISTRATI		3	0.3%
DIPLOMA IN SOCIAL WORKS		3	0.3%
DIPLOMA IN SOCIAL WORKS AND SOCIAL ADMINISTRATI		1	0.1%
DIPLOMA IN STONOGRAPHY		1	0.1%
DIPLOMA IN SURVEYING		1	0.1%
DIPLOMA IN TAILORING		1	0.1%
DIPLOMA IN TEACHER EDUCATION		1	0.1%
DIPLOMA IN TEACHER EDUCATION, SPECIALIZING IN SPECIAL NEEDS		1	0.1%
DIPLOMA IN TEACHING GRADE 111		1	0.1%
DIPLOMA IN TEACHING PRIMARY EDUCATION		1	0.1%



























File : GSEC4

s4q07_3_1: 7_3_1. Full name of programme

Value	Label	Cases	Percentage
DIPLOMA IN TECHNOLOGY		1	0.1%
DIPLOMA IN THEOLOGY		2	0.2%
DIPLOMA IN TOURISM		1	0.1%
DIPLOMA IN VETERINARY STUDIES		1	0.1%
DIPLOMA OF SCIENCE IN ENVIRONMENT HEALTH		1	0.1%
DIPLOMA in Secretarial studies		1	0.1%
DIPOLMA IN EDUCATION		2	0.2%
DIPOLMA IN ELECTRICITY		1	0.1%
DIPOLMA IN MARKETING		1	0.1%
Degree in business and administration		1	0.1%
Diplom in Accounting		1	0.1%
Diploma in public Administration		1	0.1%
Diploma in Education		1	0.1%
Diploma in Educational		1	0.1%
Diploma in civil engineering		1	0.1%
Diploma in Accounting		1	0.1%
Diploma in Business studies		1	0.1%
Diploma in Primary education		1	0.1%
Diploma in Tourism and Hotel management		1	0.1%
Diploma in dental studies		1	0.1%
Diploma in education		2	0.2%
Diploma in electrical engineering		1	0.1%

File : GSEC4

s4q07_3_1: 7_3_1. Full name of programme

Value	Label	Cases	Percentage
Diploma in industrial Art		1	 0.1%
Diploma in primary education		1	 0.1%
Diploma in social work and social administration		1	 0.1%
Driving		1	 0.1%
EARLY CHILDHOOD DEVELOPMENT STUDIES		1	 0.1%
EDUCATION		21	 2.2%
ELECTRIC INSTALLATION		1	 0.1%
ELECTRICAL INSTALLATION		2	 0.2%
ELECTRITIAN		1	 0.1%
ENGINEERING		1	 0.1%
ENROLLED MIDWIFE		1	 0.1%
ENROLLED NURSING		2	 0.2%
ENVIRONMENT SCIENCE		1	 0.1%
Economic		1	 0.1%
Education		1	 0.1%
Education planning management		1	 0.1%
Electrical		1	 0.1%
Electrical engineering		2	 0.2%
Electrical wiring		1	 0.1%
FASHION AND DESIGN		1	 0.1%
FINANCIAL ACCOUNTING		1	 0.1%
GRADE 111 TEACHER		1	 0.1%
GRADE 111 TEACHING		2	 0.2%
GRADE 111 TEACHING CERTIFICATE		1	 0.1%
GRADE 111 TEACHING COURSE		1	 0.1%
GRADE 3 CERTIFICATE		1	 0.1%





















File : GSEC4

s4q07_3_1: 7_3_1. Full name of programme

Value	Label	Cases	Percentage
GRADE 3 TEACHING CERTIFICATE		1	0.1%
GRADE 5 TEACHING CERTIFICATE		1	0.1%
GRADE III		2	0.2%
GRADE III TEACHER		1	0.1%
GRADE THREE EDUCATION		1	0.1%
GRADE THREE TEACHING CERTIFICATE		1	0.1%
GRADE TWO CERTIFICATE IN EDUCATION		1	0.1%
GRADE V TEACHER		1	0.1%
GRADE V (DIPLOMA IN PRIMARY EDUCATION)		1	0.1%
Grade 111 Education		1	0.1%
Grade 111 education certificate		1	0.1%
Grade III teacher		1	0.1%
Guidance and consoling		1	0.1%
HAIRDRESSING		1	0.1%
HIGHER DIPLOMA IN CLINICAL INSTRUCTION		1	0.1%
HIGHER DIPLOMA IN PROCUREMENT		1	0.1%
HUMAN RELATIONSHIP		1	0.1%
Health Assistant		1	0.1%
ICT		1	0.1%
INTERNATIONAL BUSINESS		1	0.1%
JUNIOR CERTIFICATE IN BRICK LAYING AND CONCRETE PRACTICE		3	0.3%
JUNIOR CERTIFICATE IN TAILORING		1	0.1%






















File : GSEC4

s4q07_3_1: 7_3_1. Full name of programme

Value	Label	Cases	Percentage
AND CUTTING GARMENTS			
LABORATORY TECHNICIAN		1	 0.1%
LANGUAGES (CHINESE)		1	 0.1%
MARKETING IN SCIENCE		1	 0.1%
MASONRY		1	 0.1%
MASS COMMUNICATI		1	 0.1%
MASTERS DEVELOPMENT STUDIES		1	 0.1%
MASTERS IN BUSINESS ADMINISTRATI		1	 0.1%
MASTERS IN BUSINESS ADMINISTRATI AND FINANCE		1	 0.1%
MASTERS IN BUSINESS STUDIES		1	 0.1%
MASTERS IN COUNSELLING PSYCHOLOGY		1	 0.1%
MASTERS IN DEVELOPMENT SCIENCE		1	 0.1%
MASTERS IN HUMAN RESOURCE		1	 0.1%
MASTERS IN LAW		1	 0.1%
MASTERS IN PHILOSOPHY		1	 0.1%
MASTERS IN PUBLIC ADMINISTRATI		2	 0.2%
MASTERS OF LAWS		1	 0.1%
MECHANICAL ENGINEERING		1	 0.1%
MECHANICAL ENGINEERING		2	 0.2%
MEDICAL RECORDS TRAINING		1	 0.1%
MEDICINE AND SURGERY		1	 0.1%

File : GSEC4

s4q07_3_1: 7_3_1. Full name of programme

Value	Label	Cases	Percentage
METAL WORK AND FABRICATION		1	 0.1%
MOTOR VEHICLE MECHANICS		1	 0.1%
Masters in finance		1	 0.1%
Mechanics		1	 0.1%
Motor vehicle Driving		1	 0.1%
NATIONAL CERTIFICATE IN AGRICULTURE		1	 0.1%
NATIONAL CERTIFICATE IN AUTOMOTIVE MECHANICS		1	 0.1%
NATIONAL DIPLOMA IN ARCHITECTURE ENGINEERING		1	 0.1%
NURSERY EDUCATION		1	 0.1%
NURSERY TEACHING		3	 0.3%
NURSERY TEACHING EDUCATION		1	 0.1%
NURSEY EDUCATION		1	 0.1%
NURSING		5	 0.5%
NURSING AND MIDWIFERY		7	 0.7%
Nursery teaching		1	 0.1%
Nursing Assistant		1	 0.1%
OPERATION OF HEAVY MACHINERY		1	 0.1%
PHD IN ENTOMOLOGY		1	 0.1%
PHOTO EDITING		1	 0.1%
POST GRADUATE DIPLOMA IN AGRICULTURE.		1	 0.1%
POST GRADUATE DIPLOMA IN EDUCATION		1	 0.1%


























File : GSEC4

s4q07_3_1: 7_3_1. Full name of programme

Value	Label	Cases	Percentage
PRIMARY EDUCATION		6	0.6%
PRIMARY SCHOOL EDUCATION		1	0.1%
PRIMARY SCHOOL TEACHER TRAINING		1	0.1%
PRIMARY SCHOOL TEACHING		1	0.1%
PRIMARY TEACHER		3	0.3%
PRIMARY TEACHERS CERTIFICATE		1	0.1%
PRIMARY TEACHING		1	0.1%
PRIMARY teacher grade III		1	0.1%
PROCUREMENT AND LOGISTICS		1	0.1%
PROJECT PLANNING AND MANAGEMENT		1	0.1%
PUBLIC ADMINISTRATI		4	0.4%
Primary education		1	0.1%
Primary teacher		1	0.1%
QUANTITATIVE SURVEY		1	0.1%
SECONDARY EDUCATION		4	0.4%
SECONDARY TEACHING		1	0.1%
SECRETARIAL STUDIES		2	0.2%
SOCIAL SCIENCES		2	0.2%
SOCIAL WORKS AND SOCIAL ADMINISTRATI		1	0.1%
STENOGRAPHY		1	0.1%
STORES MANAGEMENT		1	0.1%
SURVEY		1	0.1%
TAILORING		5	0.5%

File : GSEC4

s4q07_3_1: 7_3_1. Full name of programme

Value	Label	Cases	Percentage
TAILORING AND CUTTING GARMETS		1	 0.1%
TAILORING AND FASHION DESIGN		1	 0.1%
TAILORING SERVICES		1	 0.1%
TAILORING		1	 0.1%
TOURISM		1	 0.1%
TROPICAL AGRICULTURE		1	 0.1%
Tailoring		2	 0.2%
Teacher		1	 0.1%
Teacher Development Management Authority		1	 0.1%
WIDWIFRY		1	 0.1%
Welding and metal fabrication		1	 0.1%
YOUTH LEADERSHIP AND PLANNING		1	 0.1%
building		1	 0.1%
business computing		1	 0.1%
carpentry		1	 0.1%
carpentry and joinery		1	 0.1%
catering		1	 0.1%
catering, cenography		1	 0.1%
certificate in agriculture		1	 0.1%
certificate in carpentry		1	 0.1%
certificate in carpentry and joinery		1	 0.1%
certificate in mechanical engineering		1	 0.1%
certificate in midwifery		1	 0.1%
certificate in nursing		1	 0.1%
certificate in secretarial studies		1	 0.1%

File : GSEC4

s4q07_3_1: 7_3_1. Full name of programme

Value	Label	Cases	Percentage
certificate in technical		1	0.1%
civil engineering		1	0.1%
civil engineering and building		1	0.1%
commerce		1	0.1%
diploma in psychiatric Nursing		1	0.1%
enrolled nurse		1	0.1%
hair dressing		1	0.1%
hotel management		1	0.1%
journalism		1	0.1%
mechanic		1	0.1%
mechanical Engineering		1	0.1%
mechanics		1	0.1%
medicine		1	0.1%
plaiting hair		1	0.1%
primary school teacher course		1	0.1%
primary teaching		1	0.1%
secretary		1	0.1%
teaching		2	0.2%
teaching course		1	0.1%
training for soldiers		1	0.1%
welding		1	0.1%
Ä&RADE 3 CERTIFICATE IN PRIMARY EDUCATION		1	0.1%

Warning: these figures indicate the number of cases found in the data file. They cannot be interpreted as summary statistics of the population of interest.

s4q7_3: 7_3. Full name of programme Code

Information		[Type= discrete] [Format=numeric] [Range= 0-9999] [Missing=*]	
Statistics [NW/ W]		[Valid=935 /-] [Invalid=13559 /-]	
Value	Label	Cases	Percentage
0	Generic programmes and qualifications not further defined	1	<div><div></div></div> 0.1%
11	Basic programmes and qualifications	6	<div><div></div></div> 0.6%
21	Literacy and numeracy	2	<div><div></div></div> 0.2%
31	Personal skills and development	12	<div><div></div></div> 1.3%
99	Generic programmes and qualifications not elsewhere classifi	1	<div><div></div></div> 0.1%
110	Education not further defined	70	<div><div></div></div> 7.5%
111	Education science	9	<div><div></div></div> 1.0%
112	Training for pre-school teachers	22	<div><div></div></div> 2.4%

File : GSEC4

s4q7_3: 7_3. Full name of programme Code

Value	Label	Cases	Percentage
113	Teacher training without subject specialisation	64	6.8%
114	Teacher training with subject specialisation	62	6.6%
119	Education not elsewhere classified	20	2.1%
188	Inter-disciplinary programmes and qualifications involving ed	1	0.1%
210	Arts not further defined	1	0.1%
211	Audio-visual techniques and media production	1	0.1%
212	Fashion, interior and industrial design	15	1.6%
213	Fine arts	1	0.1%
214	Handicrafts	16	1.7%
215	Music and performing arts	0	
219	Arts not elsewhere classified	1	0.1%
220	Humanities (except languages) not further defined	5	0.5%
221	Religion and theology	9	1.0%
222	History and archaeology	0	
223	Philosophy and ethics	3	0.3%
229	Humanities (except languages) not elsewhere classified	4	0.4%
230	Languages not further defined	0	
231	Language acquisition	1	0.1%
232	Literature and linguistics	1	0.1%
239	Languages not elsewhere classified	1	0.1%
288	Inter-disciplinary programmes and qualifications involving ar	1	0.1%
299	Arts and humanities not elsewhere classified	1	0.1%
300	Social sciences, journalism and information not further defi	16	1.7%
310	Social and behavioural sciences not further defined	7	0.7%
311	Economics	6	0.6%
312	Political sciences and civics	0	
313	Psychology	4	0.4%
314	Sociology and cultural studies	0	
319	Social and behavioural sciences not elsewhere classified	4	0.4%
320	Journalism and information not further defined	1	0.1%
321	Journalism and reporting	6	0.6%
322	Library, information and archival studies	2	0.2%
329	Journalism and information not elsewhere classified	0	
388	Inter-disciplinary programmes and qualifications involving so	0	
399	Social sciences, journalism and information not elsewhere cl	2	0.2%
410	Business and administration not further defined	33	3.5%
411	Accounting and taxation	39	4.2%
412	Finance, banking and insurance	4	0.4%
413	Management and administration	20	2.1%
414	Marketing and advertising	3	0.3%
415	Secretarial and office work	19	2.0%
416	Wholesale and retail sales	0	
417	Work skills	9	1.0%

File : GSEC4

s4q7_3: 7_3. Full name of programme Code

Value	Label	Cases	Percentage
419	Business and administration not elsewhere classified	16	1.7%
421	Law	10	1.1%
488	Inter-disciplinary programmes and qualifications involving bu	3	0.3%
499	Business, administration and law not elsewhere classified	4	0.4%
510	Biological and related sciences not further defined	4	0.4%
511	Biology	0	
512	Biochemistry	0	
519	Biological and related sciences not elsewhere classified	3	0.3%
520	Environment not further defined	0	
521	Environmental sciences	4	0.4%
522	Natural environments and wildlife	0	
529	Environment not elsewhere classified	1	0.1%
530	Physical sciences not further defined	1	0.1%
531	Chemistry	2	0.2%
532	Earth sciences	0	
533	Physics	0	
539	Physical sciences not elsewhere classified	0	
540	Mathematics and statistics not further defined	0	
541	Mathematics	1	0.1%
542	Statistics	2	0.2%
588	Inter-disciplinary programmes and qualifications involving na	0	
599	Natural sciences, mathematics and statistics not elsewhere c	0	
610	Information and Communication Technologies (ICTs) not furthe	11	1.2%
611	"Computer use "	3	0.3%
612	"Database and network design and administration "	1	0.1%
613	"Software and applications development and analysis "	3	0.3%
619	Information and Communication Technologies (ICTs) not elsewh	7	0.7%
688	Inter-disciplinary programmes and qualifications involving In	0	
710	Engineering and engineering trades not further defined	10	1.1%
711	Chemical engineering and processe	1	0.1%
712	Environmental protection technology	0	
713	Electricity and energy	18	1.9%
714	Electronics and automation	5	0.5%
715	Mechanics and metal trades	18	1.9%
716	Motor vehicles, ships and aircraft	5	0.5%
719	Engineering and engineering trades not elsewhere classified	10	1.1%
720	Manufacturing and processing not further defined	0	
721	Food processing	2	0.2%
722	Materials (glass, paper, plastic and wood)	2	0.2%
723	Textiles (clothes, footwear and leather)	17	1.8%
724	Mining and extraction	1	0.1%
729	Manufacturing and processing not elsewhere classified	2	0.2%
730	Architecture and construction not further defined	3	0.3%

File : GSEC4

s4q7_3: 7_3. Full name of programme Code

Value	Label	Cases	Percentage
731	Architecture and town planning	2	0.2%
732	Building and civil engineering	33	3.5%
788	Inter-disciplinary programmes and qualifications involving en	14	1.5%
799	Engineering, manufacturing and construction not elsewhere cl	8	0.9%
810	Agriculture not further defined	13	1.4%
811	Crop and livestock production	6	0.6%
812	Horticulture	0	
819	Agriculture not elsewhere classified	7	0.7%
821	Forestry	0	
831	Fisheries	0	
841	Veterinary	2	0.2%
888	Inter-disciplinary programmes and qualifications involving ag	0	
899	Agriculture, forestry, fisheries and veterinary not elsewher	4	0.4%
910	Health not further defined	7	0.7%
911	Dental studies	1	0.1%
912	Medicine	5	0.5%
913	Nursing and midwifery	78	8.3%
914	Medical diagnostic and treatment technology	9	1.0%
915	Therapy and rehabilitation	2	0.2%
916	Pharmacy	0	
917	Traditional and complementary medicine and therapy	0	
919	Health not elsewhere classified	4	0.4%
920	Welfare not further defined	0	
921	Care of the elderly and of disabled adults	0	
922	Child care and youth services	1	0.1%
923	Social work and counselling	11	1.2%
929	Welfare not elsewhere classified	0	
988	Inter-disciplinary programmes and qualifications involving he	0	
999	Health and welfare not elsewhere classified	0	
1010	Personal services not further defined	0	
1011	Domestic services	0	
1012	Hair and beauty services	10	1.1%
1013	Hotel, restaurants and catering	20	2.1%
1014	Sports	0	
1015	Travel, tourism and leisure	6	0.6%
1019	Personal services not elsewhere classified	0	
1020	Hygiene and occupational health services not further defined	0	
1021	Community sanitation	0	
1022	Occupational health and safety	0	
1029	Hygiene and occupational health services not elsewhere class	1	0.1%
1030	Security services not further defined	0	
1031	Military and defence	1	0.1%
1032	Protection of persons and property	0	

File : GSEC4

s4q7_3: 7_3. Full name of programme Code

Value	Label	Cases	Percentage
1039	Security services not elsewhere classified	1	0.1%
1041	Transport services	3	0.3%
1088	Inter-disciplinary programmes and qualifications involving se	2	0.2%
1099	Services not elsewhere classified	6	0.6%
9999	Field unknown	2	0.2%
Sysmiss		13559	

Warning: these figures indicate the number of cases found in the data file. They cannot be interpreted as summary statistics of the population of interest.

s4q12_1: 12_1. Is %rosteritle% currently boarding at school?

Information	[Type= discrete] [Format=numeric] [Range= 1-2] [Missing=*]
Statistics [NW/ W]	[Valid=2311 /-] [Invalid=12183 /-]

Value	Label	Cases	Percentage
1	Boarding Section	1042	45.1%
2	Day Section	1269	54.9%
Sysmiss		12183	

Warning: these figures indicate the number of cases found in the data file. They cannot be interpreted as summary statistics of the population of interest.

s4q12_2: 12_2. Is the Household still in the same location?

Information	[Type= discrete] [Format=numeric] [Range= 1-2] [Missing=*]
Statistics [NW/ W]	[Valid=6318 /-] [Invalid=8176 /-]

Value	Label	Cases	Percentage
1	Yes	5997	94.9%
2	No	321	5.1%
Sysmiss		8176	

Warning: these figures indicate the number of cases found in the data file. They cannot be interpreted as summary statistics of the population of interest.

s4q13: 13. Distance to the school in km?

Information	[Type= continuous] [Format=numeric] [Range= 0.01-60] [Missing=*]
Statistics [NW/ W]	[Valid=5167 /-] [Invalid=9327 /-] [Mean=1.535 /-] [StdDev=2.29 /-]

s4q14: 14. Time in minutes

Information	[Type= continuous] [Format=numeric] [Range= 1-30000] [Missing=*]
Statistics [NW/ W]	[Valid=5174 /-] [Invalid=9320 /-] [Mean=33.311 /-] [StdDev=421.801 /-]

s4q14b: 14b. Mode of transport

Information	[Type= discrete] [Format=numeric] [Range= 1-96] [Missing=*]
Statistics [NW/ W]	[Valid=5182 /-] [Invalid=9312 /-]

Value	Label	Cases	Percentage
1	Walk/foot	4861	93.8%
2	Taxi(car)	60	1.2%
3	Pickup /truck	4	0.1%
4	Bus/Minibus	47	0.9%
5	bodaboda (bicycle)	19	0.4%
6	Bodaboda (motorcycle)	74	1.4%
7	Own motorcycle	36	0.7%

File : GSEC4

s4q14b: 14b. Mode of transport

Value	Label	Cases	Percentage
8	Own Bicycle	62	1.2%
9	Own car	15	0.3%
96	Other	4	0.1%
Sysmiss		9312	

Warning: these figures indicate the number of cases found in the data file. They cannot be interpreted as summary statistics of the population of interest.

h4q15h: 15h. Amount spent on SCHOOL FEES for %rosteritle%'s schooling - past 12 months

Information	[Type= continuous] [Format=numeric] [Range= 1-10000000] [Missing=*]
Statistics [NW/ W]	[Valid=5572 /-] [Invalid=8922 /-] [Mean=222882.181 /-] [StdDev=476343.543 /-]

h4q15i: 15i. Amount spent on REGISTRATION FEES for %rosteritle%'s schooling - past 12 m

Information	[Type= continuous] [Format=numeric] [Range= 1-615000] [Missing=*]
Statistics [NW/ W]	[Valid=1573 /-] [Invalid=12921 /-] [Mean=29224.523 /-] [StdDev=58394.904 /-]

h4q15j: 15j. Amount spent on EXAM FEES for %rosteritle%'s schooling - past 12 months

Information	[Type= continuous] [Format=numeric] [Range= 1-1000000] [Missing=*]
Statistics [NW/ W]	[Valid=3429 /-] [Invalid=11065 /-] [Mean=15600.761 /-] [StdDev=40949.874 /-]

h4q15e: 15e. Amount spent on BOARDING FEES for %rosteritle%'s schooling - past 12 month

Information	[Type= continuous] [Format=numeric] [Range= 1-3000000] [Missing=*]
Statistics [NW/ W]	[Valid=632 /-] [Invalid=13862 /-] [Mean=203649.348 /-] [StdDev=402766.24 /-]

h4q15b: 15b. Amount spent on UNIFORMS for %rosteritle%'s schooling - past 12 months

Information	[Type= continuous] [Format=numeric] [Range= 1-800000] [Missing=*]
Statistics [NW/ W]	[Valid=2850 /-] [Invalid=11644 /-] [Mean=29481.715 /-] [StdDev=38911.09 /-]

h4q15c: 15c. Amount spent on BOOKS for %rosteritle%'s schooling - past 12 months

Information	[Type= continuous] [Format=numeric] [Range= 1-1000000] [Missing=*]
Statistics [NW/ W]	[Valid=5944 /-] [Invalid=8550 /-] [Mean=42539.506 /-] [StdDev=67988.112 /-]

h4q15d: 15d. Amount spent on TRANSPORT for %rosteritle%'s schooling - past 12 months

Information	[Type= continuous] [Format=numeric] [Range= 1-900000] [Missing=*]
Statistics [NW/ W]	[Valid=1128 /-] [Invalid=13366 /-] [Mean=77294.093 /-] [StdDev=108416.911 /-]

h4q15k: 15k. Amount spent on EXPENSES IN DAY CARE FACILITY for %rosteritle%' - past 12 m

Information	[Type= continuous] [Format=numeric] [Range= 1-450000] [Missing=*]
Statistics [NW/ W]	[Valid=12 /-] [Invalid=14482 /-] [Mean=57267 /-] [StdDev=127209.394 /-]

s4h15f: 15f. Amount spent on OTHER EXPENSES for %rosteritle%'s schooling - past 12 mont

Information	[Type= continuous] [Format=numeric] [Range= 1-3000000] [Missing=*]
Statistics [NW/ W]	[Valid=3526 /-] [Invalid=10968 /-] [Mean=70865.854 /-] [StdDev=150959.28 /-]

h4q15g_1: 15f_1. Amount spent on EXPENSES THAT CANNOT BE BROKEN DOWN for schooling - past

Information	[Type= continuous] [Format=numeric] [Range= 2000-6450000] [Missing=*]
Statistics [NW/ W]	[Valid=934 /-] [Invalid=13560 /-] [Mean=774237.317 /-] [StdDev=991663.82 /-]

h4q15g: 15g. Amount spent on TOTAL EXPENSES for %rosteritle%'s schooling - past 12 mont

Information	[Type= continuous] [Format=numeric] [Range= 300-13440000] [Missing=*]
-------------	---

File : GSEC4

h4q15g: 15g. Amount spent on TOTAL EXPENSES for %rosteritle%'s schooling - past 12 mont

Statistics [NW/ W] [Valid=6087 /-] [Invalid=8407 /-] [Mean=470982.274 /-] [StdDev=844338.31 /-]

s4q16: 16. Is %rosteritle% currently receiving a scholarship or subsidy ..

Information [Type= discrete] [Format=numeric] [Range= 1-2] [Missing=*]

Statistics [NW/ W] [Valid=6316 /-] [Invalid=8178 /-]

Value	Label	Cases	Percentage
1	Yes	3055	48.4%
2	No	3261	51.6%
Sysmiss		8178	

Warning: these figures indicate the number of cases found in the data file. They cannot be interpreted as summary statistics of the population of interest.

s4q17: 17. Main source of funding

Information [Type= discrete] [Format=numeric] [Range= 1-9] [Missing=*]

Statistics [NW/ W] [Valid=3055 /-] [Invalid=11439 /-]

Value	Label	Cases	Percentage
1	Government	2773	90.8%
2	NGO	73	2.4%
3	Religious organization	56	1.8%
4	School	102	3.3%
6	Other	48	1.6%
9	Don't Know	3	0.1%
Sysmiss		11439	

Warning: these figures indicate the number of cases found in the data file. They cannot be interpreted as summary statistics of the population of interest.

s4q18: 18. Does %rosteritle% get meals at school?

Information [Type= discrete] [Format=numeric] [Range= 1-3] [Missing=*]

Statistics [NW/ W] [Valid=5180 /-] [Invalid=9314 /-]

Value	Label	Cases	Percentage
1	Yes, provided free	266	5.1%
2	Yes, parents pay/ contribute	2092	40.4%
3	No	2822	54.5%
Sysmiss		9314	

Warning: these figures indicate the number of cases found in the data file. They cannot be interpreted as summary statistics of the population of interest.

File : GSEC5

hhid: Unique household identifier in 2019/20

Information	[Type= discrete] [Format=character] [Missing=*]
Statistics [NW/ W]	[Valid=15712 /-] [Invalid=0 /-]

PID: PERSON IDENTIFIER in 2019/20

Information	[Type= continuous] [Format=numeric] [Range= 1-22] [Missing=*]
Statistics [NW/ W]	[Valid=15712 /-] [Invalid=0 /-] [Mean=4.06 /-] [StdDev=2.761 /-]

s5q02: 2.IS [NAME] ANSWERING FOR HIMSELF OR HERSELF?

Information	[Type= discrete] [Format=numeric] [Range= 1-2] [Missing=*]
Statistics [NW/ W]	[Valid=15712 /-] [Invalid=0 /-]

Value	Label	Cases	Percentage
1	Yes	4508	28.7%
2	No	11204	71.3%

Warning: these figures indicate the number of cases found in the data file. They cannot be interpreted as summary statistics of the population of interest.

s5q03: 3. WHO IS THE PERSON RESPONDING FOR [NAME]?

Information	[Type= discrete] [Format=numeric] [Range= 1-19] [Missing=*]
Statistics [NW/ W]	[Valid=11200 /-] [Invalid=4512 /-] [Mean=1.969 /-] [StdDev=1.594 /-]

Value	Label	Cases	Percentage
1		5315	47.5%
2		4232	37.8%
3		497	4.4%
4		407	3.6%
5		260	2.3%
6		131	1.2%
7		135	1.2%
8		87	0.8%
9		51	0.5%
10		28	0.2%
11		24	0.2%
12		16	0.1%
13		15	0.1%
14		1	0.0%
19		1	0.0%
Sysmiss		4512	

Warning: these figures indicate the number of cases found in the data file. They cannot be interpreted as summary statistics of the population of interest.

s5q04: 4. During the past 30 days, did [NAME] suffer from any illness or injury?

Information	[Type= discrete] [Format=numeric] [Range= 1-2] [Missing=*]
Statistics [NW/ W]	[Valid=15712 /-] [Invalid=0 /-]

Value	Label	Cases	Percentage
1	Yes	4694	29.9%
2	No	11018	70.1%

Warning: these figures indicate the number of cases found in the data file. They cannot be interpreted as summary statistics of the population of interest.

File : GSEC5

s5q05: 5. For how many days did [NAME] suffer due to illness or injury?

Information [Type= continuous] [Format=numeric] [Range= 1-30] [Missing=*]

Statistics [NW/ W] [Valid=4694 /-] [Invalid=11018 /-] [Mean=7.957 /-] [StdDev=6.879 /-]

s5q06: 6. For how many days did [NAME] have to stop doing usual his/her activities ?

Information [Type= continuous] [Format=numeric] [Range= 0-30] [Missing=*]

Statistics [NW/ W] [Valid=4694 /-] [Invalid=11018 /-] [Mean=3.466 /-] [StdDev=5.447 /-]

s5q07a: 7a. First primary symptom

Information [Type= discrete] [Format=numeric] [Range= 1-96] [Missing=*]

Statistics [NW/ W] [Valid=4694 /-] [Invalid=11018 /-]

Value	Label	Cases	Percentage
1	Diarrhoea (acute)	28	0.6%
2	Diarrhoea (chronic)	3	0.1%
3	Weight loss (major)	3	0.1%
4	Fever (acute)	340	7.2%
5	Fever (recurring)	125	2.7%
6	Wound	56	1.2%
7	Skin rash	63	1.3%
8	Weakness	415	8.8%
9	Severe headache	550	11.7%
10	Fainting	7	0.1%
11	Chills (feeling hot and cold)	530	11.3%
12	Vomiting	155	3.3%
13	Cough	946	20.2%
14	Productive cough	57	1.2%
15	Coughing blood	7	0.1%
16	Pain on passing urine	7	0.1%
17	Genital sores	4	0.1%
18	Mental disorder	10	0.2%
19	Abdominal pain	393	8.4%
20	Sore throat	76	1.6%
21	Difficulty breathing	42	0.9%
22	Burn	3	0.1%
23	Fracture	28	0.6%
40	Nothing else	173	3.7%
96	Other (specify)	673	14.3%
Sysmiss		11018	

Warning: these figures indicate the number of cases found in the data file. They cannot be interpreted as summary statistics of the population of interest.

s5q07b: 7b. Second primary symptom

Information [Type= discrete] [Format=numeric] [Range= 1-96] [Missing=*]

Statistics [NW/ W] [Valid=0 /-] [Invalid=15712 /-]

Value	Label	Cases	Percentage
1	Diarrhoea (acute)	0	
2	Diarrhoea (chronic)	0	

File : GSEC5

s5q07b: 7b. Second primary symptom

Value	Label	Cases	Percentage
3	Weight loss (major)	0	
4	Fever (acute)	0	
5	Fever (recurring)	0	
6	Wound	0	
7	Skin rash	0	
8	Weakness	0	
9	Severe headache	0	
10	Fainting	0	
11	Chills (feeling hot and cold)	0	
12	Vomiting	0	
13	Cough	0	
14	Productive cough	0	
15	Coughing blood	0	
16	Pain on passing urine	0	
17	Genital sores	0	
18	Mental disorder	0	
19	Abdominal pain	0	
20	Sore throat	0	
21	Difficulty breathing	0	
22	Burn	0	
23	Fracture	0	
40	Nothing else	0	
96	Other (specify)	0	
Sysmiss		15712	

Warning: these figures indicate the number of cases found in the data file. They cannot be interpreted as summary statistics of the population of interest.

s5q08: 8. Was anyone consulted in last 30 days (doctor, nurse, pharmacist or tradit hea

Information	[Type= discrete] [Format=numeric] [Range= 1-2] [Missing=*]		
Statistics [NW/ W]	[Valid=4694 /-] [Invalid=11018 /-]		
Value	Label	Cases	Percentage
1	Yes	4223	90.0%
2	No	471	10.0%
Sysmiss		11018	

Warning: these figures indicate the number of cases found in the data file. They cannot be interpreted as summary statistics of the population of interest.

s5q09: 9. Why was no one consulted for the major illness?

Information	[Type= discrete] [Format=numeric] [Range= 1-96] [Missing=*]		
Statistics [NW/ W]	[Valid=471 /-] [Invalid=15241 /-]		
Value	Label	Cases	Percentage
1	Illness mild	236	50.1%
2	Facility too far	20	4.2%
3	Hard to get to facility	9	1.9%
4	Too dangerous to go	3	0.6%
5	Available facilities are too costly	95	20.2%

File : GSEC5

s5q09: 9. Why was no one consulted for the major illness?

Value	Label	Cases	Percentage
6	No qualified staff present	5	1.1%
7	Staff attitude not good	0	
8	Too busy/long waiting time	8	1.7%
9	Facility is inaccessible	1	0.2%
10	Facility is closed	2	0.4%
11	Facility is destroyed	0	
12	Drugs not available	29	6.2%
96	Other	63	13.4%
Sysmiss		15241	

Warning: these figures indicate the number of cases found in the data file. They cannot be interpreted as summary statistics of the population of interest.

s5q10: 10. Where did [NAME] go for the first consultation (past 30 days)?

Information	[Type= discrete] [Format=numeric] [Range= 1-96] [Missing=*]
Statistics [NW/ W]	[Valid=4223 /-] [Invalid=11489 /-]

Value	Label	Cases	Percentage
1	PUBLIC SECTOR Government Hospital	162	3.8%
2	PUBLIC SECTOR Government health centre	897	21.2%
3	PUBLIC SECTOR Outreach	8	0.2%
4	PUBLIC SECTOR Government Community Based Distributor	23	0.5%
5	PRIVATE SECTOR Private Hostpital	80	1.9%
6	PRIVATE SECTOR Pharmacy/drug shop	832	19.7%
7	PRIVATE SECTOR Private Doctor/Nurse/Midwife/Clinic	2080	49.3%
8	PRIVATE SECTOR Outreach	3	0.1%
9	PRIVATE SECTOR NGO Community Based Distributor	16	0.4%
10	OTHER SOURCE Shop	25	0.6%
11	OTHER SOURCE Religious Institution	30	0.7%
12	OTHER SOURCE Friend/Relative	11	0.3%
13	OTHER SOURCE Traditional Healer	25	0.6%
96	Other	31	0.7%
Sysmiss		11489	

Warning: these figures indicate the number of cases found in the data file. They cannot be interpreted as summary statistics of the population of interest.

s5q11_1: 11_1. Was [NAME] an outpatient or an inpatient?

Information	[Type= discrete] [Format=numeric] [Range= 1-2] [Missing=*]
Statistics [NW/ W]	[Valid=3279 /-] [Invalid=12433 /-]

Value	Label	Cases	Percentage
1	Outpatient	3060	93.3%
2	In patient	219	6.7%
Sysmiss		12433	

Warning: these figures indicate the number of cases found in the data file. They cannot be interpreted as summary statistics of the population of interest.

s5q11: 11. Distance to the place where this treatment was sought for in km

Information	[Type= continuous] [Format=numeric] [Range= 0.1-800] [Missing=*]
Statistics [NW/ W]	[Valid=4185 /-] [Invalid=11527 /-] [Mean=2.912 /-] [StdDev=15.254 /-]

File : GSEC5

h5q12a: 12a. Amount hh spent in past 30 days on [NAME]'s health on CONSULTATION FEES

Information	[Type= continuous] [Format=numeric] [Range= 0-200000] [Missing=*]
-------------	---

Statistics [NW/ W]	[Valid=4223 /-] [Invalid=11489 /-] [Mean=744.285 /-] [StdDev=6075.196 /-]
--------------------	---

h5q12b: 12b. Amount hh spent in past 30 days on [NAME]'s health on MEDICINES

Information	[Type= continuous] [Format=numeric] [Range= 0-2700000] [Missing=*]
-------------	--

Statistics [NW/ W]	[Valid=4223 /-] [Invalid=11489 /-] [Mean=12257.862 /-] [StdDev=51469.05 /-]
--------------------	---

h5q12c: 12c. Amount hh spent in past 30 days on [NAME]'s health on HOSPITAL/CLINICAL CHA

Information	[Type= continuous] [Format=numeric] [Range= 0-600000] [Missing=*]
-------------	---

Statistics [NW/ W]	[Valid=4223 /-] [Invalid=11489 /-] [Mean=2091.477 /-] [StdDev=17518.187 /-]
--------------------	---

h5q12d: 12d. Amount hh spent in past 30 days on [NAME]'s health on TRADITIONAL DOCTORS/M

Information	[Type= continuous] [Format=numeric] [Range= 0-200000] [Missing=*]
-------------	---

Statistics [NW/ W]	[Valid=4223 /-] [Invalid=11489 /-] [Mean=419.183 /-] [StdDev=6804.294 /-]
--------------------	---

h5q12e: 12e. Amount hh spent in past 30 days on [NAME]'s health on TRANSPORT TO and FROM

Information	[Type= continuous] [Format=numeric] [Range= 0-2100000] [Missing=*]
-------------	--

Statistics [NW/ W]	[Valid=4223 /-] [Invalid=11489 /-] [Mean=2088.542 /-] [StdDev=32897.483 /-]
--------------------	---

h5q12f: 12f. Amount hh spent in past 30 days on [NAME]'s health on OTHER expenses

Information	[Type= continuous] [Format=numeric] [Range= 0-1500000] [Missing=*]
-------------	--

Statistics [NW/ W]	[Valid=4223 /-] [Invalid=11489 /-] [Mean=1556.719 /-] [StdDev=24663.385 /-]
--------------------	---

h5q12f_1: 12f_1. Amount hh spent on EXPENDITURES THAT CANNOT BE BROKEN DOWN for [NAME]'s

Information	[Type= continuous] [Format=numeric] [Range= 0-700000] [Missing=*]
-------------	---

Statistics [NW/ W]	[Valid=4223 /-] [Invalid=11489 /-] [Mean=3098.271 /-] [StdDev=27208.479 /-]
--------------------	---

h5q12g: 12g. Total amount hh spent in past 30 days on [NAME]'s health and medical care

Information	[Type= continuous] [Format=numeric] [Range= 0-6500000] [Missing=*]
-------------	--

Statistics [NW/ W]	[Valid=4223 /-] [Invalid=11489 /-] [Mean=22256.24 /-] [StdDev=115320.31 /-]
--------------------	---

File : GSEC6_1

hhid: Unique household identifier in 2019/20

Information	[Type= discrete] [Format=character] [Missing=*]
Statistics [NW/ W]	[Valid=15776 /-] [Invalid=0 /-]

PID: PERSON IDENTIFIER in 2019/20

Information	[Type= continuous] [Format=numeric] [Range= 1-22] [Missing=*]
Statistics [NW/ W]	[Valid=15776 /-] [Invalid=0 /-] [Mean=4.06 /-] [StdDev=2.759 /-]

s6q02: 2. ID CODE OF RESPONDENT

Information	[Type= discrete] [Format=numeric] [Range= 1-19] [Missing=*]
Statistics [NW/ W]	[Valid=2149 /-] [Invalid=13627 /-] [Mean=2.251 /-] [StdDev=1.91 /-]

Value	Label	Cases	Percentage
1		798	37.1%
2		929	43.2%
3		133	6.2%
4		103	4.8%
5		59	2.7%
6		37	1.7%
7		20	0.9%
8		18	0.8%
9		11	0.5%
10		15	0.7%
11		9	0.4%
12		8	0.4%
13		5	0.2%
14		3	0.1%
19		1	0.0%
Sysmiss		13627	

Warning: these figures indicate the number of cases found in the data file. They cannot be interpreted as summary statistics of the population of interest.

s6q03: RELATIONSHIP OF RESPONDENT TO CHILD

Information	[Type= discrete] [Format=numeric] [Range= 1-3] [Missing=*]
Statistics [NW/ W]	[Valid=2149 /-] [Invalid=13627 /-]

Value	Label	Cases	Percentage
1	Mother	1508	70.2%
2	Father	296	13.8%
3	Other/Caregiver	345	16.1%
Sysmiss		13627	

Warning: these figures indicate the number of cases found in the data file. They cannot be interpreted as summary statistics of the population of interest.

s6q04: 4. Age of child in months

Information	[Type= continuous] [Format=numeric] [Range= 0-60] [Missing=*]
Statistics [NW/ W]	[Valid=2130 /-] [Invalid=13646 /-] [Mean=31.314 /-] [StdDev=17.14 /-]

sq05_1: 5.1. IS CHILD LESS THAN 24 MONTH S OLD?

Information	[Type= discrete] [Format=numeric] [Range= 1-2] [Missing=*]
Statistics [NW/ W]	[Valid=2130 /-] [Invalid=13646 /-]

File : GSEC6_1

sq05_1: 5.1. IS CHILD LESS THAN 24 MONTH S OLD?

Value	Label	Cases	Percentage
1	0 - 23 months	780	<div><div></div></div> 36.6%
2	24-59 months	1350	<div><div></div></div> 63.4%
Sysmiss		13646	

Warning: these figures indicate the number of cases found in the data file. They cannot be interpreted as summary statistics of the population of interest.

s6q06: 6. Has %rosteritle% ever been breastfed in his/her life?

Information	[Type= discrete] [Format=numeric] [Range= 1-2] [Missing=*]
Statistics [NW/ W]	[Valid=754 /-] [Invalid=15022 /-]

Value	Label	Cases	Percentage
1	Yes	718	<div><div></div></div> 95.2%
2	No	36	<div><div></div></div> 4.8%
Sysmiss		15022	

Warning: these figures indicate the number of cases found in the data file. They cannot be interpreted as summary statistics of the population of interest.

s6q07_1: 7.1 How long after birth did %rosteritle% start breast-feeding?

Information	[Type= discrete] [Format=numeric] [Range= 1-98] [Missing=*]
Statistics [NW/ W]	[Valid=718 /-] [Invalid=15058 /-]

Value	Label	Cases	Percentage
1	Less than or equal to 1 hour	577	<div><div></div></div> 80.4%
2	More than 1 hour to 24 hours	121	<div><div></div></div> 16.9%
98	Dont Know	20	<div><div></div></div> 2.8%
Sysmiss		15058	

Warning: these figures indicate the number of cases found in the data file. They cannot be interpreted as summary statistics of the population of interest.

s6q07_2: 7.2. In the first three days after delivery, was %rosteritle% given anything to

Information	[Type= discrete] [Format=numeric] [Range= 1-98] [Missing=*]
Statistics [NW/ W]	[Valid=718 /-] [Invalid=15058 /-]

Value	Label	Cases	Percentage
1	Yes	123	<div><div></div></div> 17.1%
2	No	574	<div><div></div></div> 79.9%
98	Dont Know	21	<div><div></div></div> 2.9%
Sysmiss		15058	

Warning: these figures indicate the number of cases found in the data file. They cannot be interpreted as summary statistics of the population of interest.

s6q07_3a: 7.3 What was %rosteritle% given to drink?:milk other than breast milk

Information	[Type= discrete] [Format=numeric] [Range= 1-2] [Missing=*]
Statistics [NW/ W]	[Valid=123 /-] [Invalid=15653 /-]

Value	Label	Cases	Percentage
1	Yes	13	<div><div></div></div> 10.6%
2	No	110	<div><div></div></div> 89.4%
Sysmiss		15653	

Warning: these figures indicate the number of cases found in the data file. They cannot be interpreted as summary statistics of the population of interest.

s6q07_3b: 7.3 What was %rosteritle% given to drink?:plain water

Information	[Type= discrete] [Format=numeric] [Range= 1-2] [Missing=*]
-------------	--

File : GSEC6_1

s6q07_3b: 7.3 What was %rosteritle% given to drink?:plain water

Statistics [NW/ W] [Valid=123 /-] [Invalid=15653 /-]

Value	Label	Cases	Percentage
1	Yes	67	<div><div></div></div> 54.5%
2	No	56	<div><div></div></div> 45.5%
Sysmiss		15653	

Warning: these figures indicate the number of cases found in the data file. They cannot be interpreted as summary statistics of the population of interest.

s6q07_3c: 7.3 What was %rosteritle% given to drink?:sugar or glucose water

Information [Type= discrete] [Format=numeric] [Range= 1-2] [Missing=*]

Statistics [NW/ W] [Valid=123 /-] [Invalid=15653 /-]

Value	Label	Cases	Percentage
1	Yes	33	<div><div></div></div> 26.8%
2	No	90	<div><div></div></div> 73.2%
Sysmiss		15653	

Warning: these figures indicate the number of cases found in the data file. They cannot be interpreted as summary statistics of the population of interest.

s6q07_3d: 7.3 What was %rosteritle% given to drink?: gripe water

Information [Type= discrete] [Format=numeric] [Range= 1-2] [Missing=*]

Statistics [NW/ W] [Valid=0 /-] [Invalid=15776 /-]

Value	Label	Cases	Percentage
1	Yes	0	
2	No	0	
Sysmiss		15776	

Warning: these figures indicate the number of cases found in the data file. They cannot be interpreted as summary statistics of the population of interest.

s6q07_3e: 7.3 What was %rosteritle% given to drink?:sugar salt water solution

Information [Type= discrete] [Format=numeric] [Range= 1-2] [Missing=*]

Statistics [NW/ W] [Valid=123 /-] [Invalid=15653 /-]

Value	Label	Cases	Percentage
1	Yes	4	<div><div></div></div> 3.3%
2	No	119	<div><div></div></div> 96.7%
Sysmiss		15653	

Warning: these figures indicate the number of cases found in the data file. They cannot be interpreted as summary statistics of the population of interest.

s6q07_3f: 7.3 What was %rosteritle% given to drink?:fruit juice

Information [Type= discrete] [Format=numeric] [Range= 1-2] [Missing=*]

Statistics [NW/ W] [Valid=123 /-] [Invalid=15653 /-]

Value	Label	Cases	Percentage
1	Yes	3	<div><div></div></div> 2.4%
2	No	120	<div><div></div></div> 97.6%
Sysmiss		15653	

Warning: these figures indicate the number of cases found in the data file. They cannot be interpreted as summary statistics of the population of interest.

s6q07_3g: 7.3 What was %rosteritle% given to drink?:infant formula

Information [Type= discrete] [Format=numeric] [Range= 1-2] [Missing=*]

Statistics [NW/ W] [Valid=123 /-] [Invalid=15653 /-]

File : GSEC6_1

s6q07_3g: 7.3 What was %roster% given to drink?:infant formula

Value	Label	Cases	Percentage
1	Yes	1	0.8%
2	No	122	99.2%
Sysmiss		15653	

Warning: these figures indicate the number of cases found in the data file. They cannot be interpreted as summary statistics of the population of interest.

s6q07_3h: 7.3 What was %roster% given to drink?:tea/infusions

Information	[Type= discrete] [Format=numeric] [Range= 1-2] [Missing=*]
Statistics [NW/ W]	[Valid=123 /-] [Invalid=15653 /-]

Value	Label	Cases	Percentage
1	Yes	10	8.1%
2	No	113	91.9%
Sysmiss		15653	

Warning: these figures indicate the number of cases found in the data file. They cannot be interpreted as summary statistics of the population of interest.

s6q07_3i: 7.3 What was %roster% given to drink?:coffee

Information	[Type= discrete] [Format=numeric] [Range= 1-2] [Missing=*]
Statistics [NW/ W]	[Valid=123 /-] [Invalid=15653 /-]

Value	Label	Cases	Percentage
1	Yes	0	
2	No	123	100.0%
Sysmiss		15653	

Warning: these figures indicate the number of cases found in the data file. They cannot be interpreted as summary statistics of the population of interest.

s6q07_3j: 7.3 What was %roster% given to drink?:honey

Information	[Type= discrete] [Format=numeric] [Range= 1-2] [Missing=*]
Statistics [NW/ W]	[Valid=123 /-] [Invalid=15653 /-]

Value	Label	Cases	Percentage
1	Yes	2	1.6%
2	No	121	98.4%
Sysmiss		15653	

Warning: these figures indicate the number of cases found in the data file. They cannot be interpreted as summary statistics of the population of interest.

s6q07_3x: 7.3 What was %roster% given to drink?:other (specify)

Information	[Type= discrete] [Format=numeric] [Range= 1-2] [Missing=*]
Statistics [NW/ W]	[Valid=123 /-] [Invalid=15653 /-]

Value	Label	Cases	Percentage
1	Yes	14	11.4%
2	No	109	88.6%
Sysmiss		15653	

Warning: these figures indicate the number of cases found in the data file. They cannot be interpreted as summary statistics of the population of interest.

s6q13_1: 13. Was [NAME] breastfed yesterday during the day or at night?

Information	[Type= discrete] [Format=numeric] [Range= 1-98] [Missing=*]
Statistics [NW/ W]	[Valid=718 /-] [Invalid=15058 /-]

File : GSEC6_1

s6q13_1: 13. Was [NAME] breastfed yesterday during the day or at night?

Value	Label	Cases	Percentage
1	Yes	551	<div><div></div></div> 76.7%
2	No	155	<div><div></div></div> 21.6%
98	Dont Know	12	<div><div></div></div> 1.7%
Sysmiss		15058	

Warning: these figures indicate the number of cases found in the data file. They cannot be interpreted as summary statistics of the population of interest.

s6q14_2: 14. Did [NAME] drink anything from a bottle with a nipple yesterday or last nigh

Information	[Type= discrete] [Format=numeric] [Range= 1-2] [Missing=*]
Statistics [NW/ W]	[Valid=718 /-] [Invalid=15058 /-]

Value	Label	Cases	Percentage
1	Yes	93	<div><div></div></div> 13.0%
2	No	625	<div><div></div></div> 87.0%
Sysmiss		15058	

Warning: these figures indicate the number of cases found in the data file. They cannot be interpreted as summary statistics of the population of interest.

h6q12a: 12a. Food/liquid taken yesterday: plain water

Information	[Type= discrete] [Format=numeric] [Range= 1-98] [Missing=*]
Statistics [NW/ W]	[Valid=780 /-] [Invalid=14996 /-]

Value	Label	Cases	Percentage
1	Yes	546	<div><div></div></div> 70.0%
2	No	215	<div><div></div></div> 27.6%
98	Donâ€™t Know	19	<div><div></div></div> 2.4%
Sysmiss		14996	

Warning: these figures indicate the number of cases found in the data file. They cannot be interpreted as summary statistics of the population of interest.

h6q12b: 12b. Food/liquid taken yesterday: infant formula

Information	[Type= discrete] [Format=numeric] [Range= 1-98] [Missing=*]
Statistics [NW/ W]	[Valid=780 /-] [Invalid=14996 /-]

Value	Label	Cases	Percentage
1	Yes	20	<div><div></div></div> 2.6%
2	No	737	<div><div></div></div> 94.5%
98	Donâ€™t Know	23	<div><div></div></div> 2.9%
Sysmiss		14996	

Warning: these figures indicate the number of cases found in the data file. They cannot be interpreted as summary statistics of the population of interest.

h6q12c: 12c. Food/liquid taken yesterday: milk

Information	[Type= discrete] [Format=numeric] [Range= 1-98] [Missing=*]
Statistics [NW/ W]	[Valid=780 /-] [Invalid=14996 /-]




Value	Label	Cases	Percentage
1	Yes	190	<div><div></div></div> 24.4%
2	No	569	<div><div></div></div> 72.9%
98	Donâ€™t Know	21	<div><div></div></div> 2.7%
Sysmiss		14996	

Warning: these figures indicate the number of cases found in the data file. They cannot be interpreted as summary statistics of the population of interest.

File : GSEC6_1

h6q12d: 12d. Food/liquid taken yesterday: juice




Information	[Type= discrete] [Format=numeric] [Range= 1-98] [Missing=*]
Statistics [NW/ W]	[Valid=780 /-] [Invalid=14996 /-]

Value	Label	Cases	Percentage
1	Yes	49	 6.3%
2	No	709	 90.9%
98	Donâ€™t Know	22	 2.8%
Sysmiss		14996	

Warning: these figures indicate the number of cases found in the data file. They cannot be interpreted as summary statistics of the population of interest.

h6q12e: 12e. Food/liquid taken yesterday: clear broth or soup




Information	[Type= discrete] [Format=numeric] [Range= 1-98] [Missing=*]
Statistics [NW/ W]	[Valid=780 /-] [Invalid=14996 /-]

Value	Label	Cases	Percentage
1	Yes	218	 27.9%
2	No	537	 68.8%
98	Donâ€™t Know	25	 3.2%
Sysmiss		14996	

Warning: these figures indicate the number of cases found in the data file. They cannot be interpreted as summary statistics of the population of interest.

h6q12f: 12f. Food/liquid taken yesterday: yogurt or sour milk




Information	[Type= discrete] [Format=numeric] [Range= 1-98] [Missing=*]
Statistics [NW/ W]	[Valid=780 /-] [Invalid=14996 /-]

Value	Label	Cases	Percentage
1	Yes	28	 3.6%
2	No	730	 93.6%
98	Donâ€™t Know	22	 2.8%
Sysmiss		14996	

Warning: these figures indicate the number of cases found in the data file. They cannot be interpreted as summary statistics of the population of interest.

h6q12g: 12g. Food/liquid taken yesterday: thin porridge

Information	[Type= discrete] [Format=numeric] [Range= 1-98] [Missing=*]
Statistics [NW/ W]	[Valid=780 /-] [Invalid=14996 /-]

Value	Label	Cases	Percentage
1	Yes	255	 32.7%
2	No	502	 64.4%
98	Donâ€™t Know	23	 2.9%
Sysmiss		14996	

Warning: these figures indicate the number of cases found in the data file. They cannot be interpreted as summary statistics of the population of interest.

h6q12h: 12h. Food/liquid taken yesterday: tea/coffee

Information	[Type= discrete] [Format=numeric] [Range= 1-98] [Missing=*]
Statistics [NW/ W]	[Valid=780 /-] [Invalid=14996 /-]

Value	Label	Cases	Percentage
1	Yes	238	 30.5%
2	No	522	 66.9%

File : GSEC6_1

h6q12h: 12h. Food/liquid taken yesterday: tea/coffee

Value	Label	Cases	Percentage
98	Donâ€™t Know	20	2.6%
Sysmiss		14996	

Warning: these figures indicate the number of cases found in the data file. They cannot be interpreted as summary statistics of the population of interest.

h6q12i: 12i. Food/liquid taken yesterday: alcohol

Information	[Type= discrete] [Format=numeric] [Range= 1-98] [Missing=*]
Statistics [NW/ W]	[Valid=780 /-] [Invalid=14996 /-]

Value	Label	Cases	Percentage
1	Yes	9	1.2%
2	No	750	96.2%
98	Donâ€™t Know	21	2.7%
Sysmiss		14996	

Warning: these figures indicate the number of cases found in the data file. They cannot be interpreted as summary statistics of the population of interest.

h6q12j: 12j. Food/liquid taken yesterday: herbal liquid

Information	[Type= discrete] [Format=numeric] [Range= 1-98] [Missing=*]
Statistics [NW/ W]	[Valid=780 /-] [Invalid=14996 /-]

Value	Label	Cases	Percentage
1	Yes	9	1.2%
2	No	747	95.8%
98	Donâ€™t Know	24	3.1%
Sysmiss		14996	

Warning: these figures indicate the number of cases found in the data file. They cannot be interpreted as summary statistics of the population of interest.

h6q12k: 12k. Food/liquid taken yesterday: any other liquid

Information	[Type= discrete] [Format=numeric] [Range= 1-98] [Missing=*]
Statistics [NW/ W]	[Valid=780 /-] [Invalid=14996 /-]

Value	Label	Cases	Percentage
1	Yes	10	1.3%
2	No	748	95.9%
98	Donâ€™t Know	22	2.8%
Sysmiss		14996	

Warning: these figures indicate the number of cases found in the data file. They cannot be interpreted as summary statistics of the population of interest.

h6q12_1a: 12_1a. Since this time yesterday, how many times was infant formula consumed?

Information	[Type= discrete] [Format=numeric] [Range= 0-7] [Missing=*]
Statistics [NW/ W]	[Valid=20 /-] [Invalid=15756 /-] [Mean=2.5 /-] [StdDev=2.09 /-]

Value	Label	Cases	Percentage
0		5	25.0%
1		1	5.0%
2		5	25.0%
3		4	20.0%
4		1	5.0%
5		2	10.0%
6		1	5.0%

File : GSEC6_1













h6q12_1a: 12_1a. Since this time yesterday, how many times was infant formula consumed?

Value	Label	Cases	Percentage
7		1	 5.0%
Sysmiss		15756	

Warning: these figures indicate the number of cases found in the data file. They cannot be interpreted as summary statistics of the population of interest.

h6q12_1b: 12_1b. Since this time yesterday, how many times was milk consumed?








Information	[Type= discrete] [Format=numeric] [Range= 0-15] [Missing=*]
Statistics [NW/ W]	[Valid=190 /-] [Invalid=15586 /-] [Mean=2.789 /-] [StdDev=1.871 /-]

Value	Label	Cases	Percentage
0		4	 2.1%
1		36	 18.9%
2		55	 28.9%
3		54	 28.4%
4		20	 10.5%
5		9	 4.7%
6		3	 1.6%
7		3	 1.6%
8		3	 1.6%
9		1	 0.5%
10		1	 0.5%
15		1	 0.5%
Sysmiss		15586	

Warning: these figures indicate the number of cases found in the data file. They cannot be interpreted as summary statistics of the population of interest.

h6q12_1c: 12_1c. Since this time yesterday, how many times was yogurt/sour milk consumed?



Information	[Type= discrete] [Format=numeric] [Range= 0-6] [Missing=*]
Statistics [NW/ W]	[Valid=28 /-] [Invalid=15748 /-] [Mean=1.75 /-] [StdDev=1.378 /-]

Value	Label	Cases	Percentage
0		1	 3.6%
1		17	 60.7%
2		4	 14.3%
3		3	 10.7%
4		1	 3.6%
5		1	 3.6%
6		1	 3.6%
Sysmiss		15748	

Warning: these figures indicate the number of cases found in the data file. They cannot be interpreted as summary statistics of the population of interest.

s6q30b: 30. Did the child consume orange flesh sweet potato (SHOW PHOTO) during the last

Information	[Type= discrete] [Format=numeric] [Range= 1-2] [Missing=*]
Statistics [NW/ W]	[Valid=2149 /-] [Invalid=13627 /-]

Value	Label	Cases	Percentage
1	Yes	205	 9.5%
2	No	1944	 90.5%
Sysmiss		13627	

File : GSEC6_1

s6q30b: 30. Did the child consume orange flesh sweet potato (SHOW PHOTO) during the last

Warning: these figures indicate the number of cases found in the data file. They cannot be interpreted as summary statistics of the population of interest.

s6q14: 14. Has %rosteritle% received a Vitamin A capsule in the last 6 months?

Information [Type= discrete] [Format=numeric] [Range= 1-98] [Missing=*]

Statistics [NW/ W] [Valid=2114 /-] [Invalid=13662 /-]

Value	Label	Cases	Percentage
1	Yes, recorded on card	630	<div><div></div></div> 29.8%
2	Yes, no card present	599	<div><div></div></div> 28.3%
3	Not recorded on card	226	<div><div></div></div> 10.7%
4	No, card not present	492	<div><div></div></div> 23.3%
98	Donâ€™t know	167	<div><div></div></div> 7.9%
Sysmiss		13662	

Warning: these figures indicate the number of cases found in the data file. They cannot be interpreted as summary statistics of the population of interest.

s6q15a: 15a. Vitamin A came from routine visits to health facility

Information [Type= discrete] [Format=numeric] [Range= 1-2] [Missing=*]

Statistics [NW/ W] [Valid=1229 /-] [Invalid=14547 /-]

Value	Label	Cases	Percentage
1	Yes	770	<div><div></div></div> 62.7%
2	No	459	<div><div></div></div> 37.3%
Sysmiss		14547	

Warning: these figures indicate the number of cases found in the data file. They cannot be interpreted as summary statistics of the population of interest.

s6q15b: 15b. Vitamin A came from sick child visit to health facility

Information [Type= discrete] [Format=numeric] [Range= 1-2] [Missing=*]

Statistics [NW/ W] [Valid=1229 /-] [Invalid=14547 /-]

Value	Label	Cases	Percentage
1	Yes	95	<div><div></div></div> 7.7%
2	No	1134	<div><div></div></div> 92.3%
Sysmiss		14547	

Warning: these figures indicate the number of cases found in the data file. They cannot be interpreted as summary statistics of the population of interest.

s6q15c: 15c. Vitamin A came from child health days

Information [Type= discrete] [Format=numeric] [Range= 1-2] [Missing=*]

Statistics [NW/ W] [Valid=1229 /-] [Invalid=14547 /-]

Value	Label	Cases	Percentage
1	Yes	377	<div><div></div></div> 30.7%
2	No	852	<div><div></div></div> 69.3%
Sysmiss		14547	

Warning: these figures indicate the number of cases found in the data file. They cannot be interpreted as summary statistics of the population of interest.

s6q15x: 15x. Vitamin A came from other (specify)

Information [Type= discrete] [Format=numeric] [Range= 1-2] [Missing=*]

Statistics [NW/ W] [Valid=1229 /-] [Invalid=14547 /-]

Value	Label	Cases	Percentage
1	Yes	13	<div><div></div></div> 1.1%

File : GSEC6_1

s6q15x: 15x. Vitamin A came from other (specify)

Value	Label	Cases	Percentage
2	No	1216	<div><div></div></div> 98.9%
Sysmiss		14547	

Warning: these figures indicate the number of cases found in the data file. They cannot be interpreted as summary statistics of the population of interest.

s6q15z: 15z. Vitamin A came from: don't know

Information	[Type= discrete] [Format=numeric] [Range= 1-2] [Missing=*]
Statistics [NW/ W]	[Valid=1229 /-] [Invalid=14547 /-]

Value	Label	Cases	Percentage
1	Yes	12	<div><div></div></div> 1.0%
2	No	1217	<div><div></div></div> 99.0%
Sysmiss		14547	

Warning: these figures indicate the number of cases found in the data file. They cannot be interpreted as summary statistics of the population of interest.

s6q30: 33. During the most recent CHILD HEALTH DAY was %rosteritle% given DRUGS for in

Information	[Type= discrete] [Format=numeric] [Range= 1-98] [Missing=*]
Statistics [NW/ W]	[Valid=2149 /-] [Invalid=13627 /-]

Value	Label	Cases	Percentage
1	Yes	837	<div><div></div></div> 38.9%
2	No	1187	<div><div></div></div> 55.2%
98	Don't know	125	<div><div></div></div> 5.8%
Sysmiss		13627	

Warning: these figures indicate the number of cases found in the data file. They cannot be interpreted as summary statistics of the population of interest.

s6q16: 16. Has %rosteritle% had diarrhea in the last 2 weeks?

Information	[Type= discrete] [Format=numeric] [Range= 1-98] [Missing=*]
Statistics [NW/ W]	[Valid=2149 /-] [Invalid=13627 /-]

Value	Label	Cases	Percentage
1	Yes	183	<div><div></div></div> 8.5%
2	No	1910	<div><div></div></div> 88.9%
98	Don't Know	56	<div><div></div></div> 2.6%
Sysmiss		13627	

Warning: these figures indicate the number of cases found in the data file. They cannot be interpreted as summary statistics of the population of interest.

s6q17: 17. If %rosteritle% had diarrhea, was there blood in it?

Information	[Type= discrete] [Format=numeric] [Range= 1-98] [Missing=*]
Statistics [NW/ W]	[Valid=183 /-] [Invalid=15593 /-]

Value	Label	Cases	Percentage
1	Yes	16	<div><div></div></div> 8.7%
2	No	167	<div><div></div></div> 91.3%
98	Don't Know	0	
Sysmiss		15593	

Warning: these figures indicate the number of cases found in the data file. They cannot be interpreted as summary statistics of the population of interest.

s6q18a: 18a. Fluid from ORS sachet and Zinc

Information	[Type= discrete] [Format=numeric] [Range= 1-98] [Missing=*]
-------------	---

File : GSEC6_1

s6q18a: 18a. Fluid from ORS sachet and Zinc

Statistics [NW/ W] [Valid=183 /-] [Invalid=15593 /-]

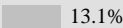


Value	Label	Cases	Percentage
1	Yes	89	 48.6%
2	No	94	 51.4%
98	Don't know	0	
Sysmiss		15593	

Warning: these figures indicate the number of cases found in the data file. They cannot be interpreted as summary statistics of the population of interest.

s6q18b: 18b. Recommended homemade fluid (sugar/salt solution)

Information [Type= discrete] [Format=numeric] [Range= 1-98] [Missing=*]

Statistics [NW/ W] [Valid=183 /-] [Invalid=15593 /-]




Value	Label	Cases	Percentage
1	Yes	24	 13.1%
2	No	158	 86.3%
98	Don't know	1	 0.5%
Sysmiss		15593	

Warning: these figures indicate the number of cases found in the data file. They cannot be interpreted as summary statistics of the population of interest.

s6q18c: 18c. Other

Information [Type= discrete] [Format=numeric] [Range= 1-98] [Missing=*]

Statistics [NW/ W] [Valid=183 /-] [Invalid=15593 /-]





Value	Label	Cases	Percentage
1	Yes	34	 18.6%
2	No	142	 77.6%
98	Don't know	7	 3.8%
Sysmiss		15593	

Warning: these figures indicate the number of cases found in the data file. They cannot be interpreted as summary statistics of the population of interest.

s6q19: 19. During %roster%title%'s last episode of diarrhea, did he/she drink much less,

Information [Type= discrete] [Format=numeric] [Range= 1-98] [Missing=*]

Statistics [NW/ W] [Valid=183 /-] [Invalid=15593 /-]

Value	Label	Cases	Percentage
1	Much less or None	60	 32.8%
2	About the same or Somewhat less	100	 54.6%
3	More	21	 11.5%
98	Don't know	2	 1.1%
Sysmiss		15593	

Warning: these figures indicate the number of cases found in the data file. They cannot be interpreted as summary statistics of the population of interest.

# s6q20: 20. During %roster%title%'s last episode of diarrhea, did he/she eat less, about			
Information	[Type= discrete] [Format=numeric] [Range= 1-98] [Missing=*]		
Statistics [NW/ W]	[Valid=183 /-] [Invalid=15593 /-]		
Value	Label	Cases	Percentage
1	None	20	<div><div></div></div> 10.9%
2	Much less	71	<div><div></div></div> 38.8%
3	Somewhat less	41	<div><div></div></div> 22.4%
4	About the same	46	<div><div></div></div> 25.1%
5	More	5	<div><div></div></div> 2.7%
98	Don't know	0	
Sysmiss		15593	
Warning: these figures indicate the number of cases found in the data file. They cannot be interpreted as summary statistics of the population of interest.			
# s6q21: 21. Has %roster%title% had a cough during which he/she breathed faster than usual			
Information	[Type= discrete] [Format=numeric] [Range= 1-98] [Missing=*]		
Statistics [NW/ W]	[Valid=2149 /-] [Invalid=13627 /-]		
Value	Label	Cases	Percentage
1	Yes	387	<div><div></div></div> 18.0%
2	No	1717	<div><div></div></div> 79.9%
98	Don't know	45	<div><div></div></div> 2.1%
Sysmiss		13627	
Warning: these figures indicate the number of cases found in the data file. They cannot be interpreted as summary statistics of the population of interest.			
# s6q22: 22. Has %roster%title% had fever in the last two weeks?			
Information	[Type= discrete] [Format=numeric] [Range= 1-98] [Missing=*]		
Statistics [NW/ W]	[Valid=2149 /-] [Invalid=13627 /-]		
Value	Label	Cases	Percentage
1	Yes	550	<div><div></div></div> 25.6%
2	No	1558	<div><div></div></div> 72.5%
98	Don't know	41	<div><div></div></div> 1.9%
Sysmiss		13627	
Warning: these figures indicate the number of cases found in the data file. They cannot be interpreted as summary statistics of the population of interest.			
# s6q23: 23. From where did you seek care for %roster%title%			
Information	[Type= discrete] [Format=numeric] [Range= 1-96] [Missing=*]		
Statistics [NW/ W]	[Valid=726 /-] [Invalid=15050 /-]		
Value	Label	Cases	Percentage
1	PUBLIC SECTOR Government hospital	17	<div><div></div></div> 2.3%
2	PUBLIC SECTOR Government health centre	120	<div><div></div></div> 16.5%
3	PUBLIC SECTOR Outreach	3	<div><div></div></div> 0.4%
4	PUBLIC SECTOR Government Community Based Distributor	5	<div><div></div></div> 0.7%
8	PRIVATE SECTOR Private hospital	10	<div><div></div></div> 1.4%
9	PRIVATE SECTOR Pharmacy/drug shop	152	<div><div></div></div> 20.9%
10	PRIVATE SECTOR Private Doctor/Nurse/Midwife/Clinic	343	<div><div></div></div> 47.2%
11	PRIVATE SECTOR NGO Community Based Distributor	7	<div><div></div></div> 1.0%
15	OTHER SOURCE Shop	5	<div><div></div></div> 0.7%
16	OTHER SOURCE Religious Institution	5	<div><div></div></div> 0.7%

# s6q23: 23. From where did you seek care for %rosteritle%			
Value	Label	Cases	Percentage
17	OTHER SOURCE Friend/Relative	0	
18	OTHER SOURCE Traditional Healer	2	0.3%
22	No care was sought	41	5.6%
96	Other	16	2.2%
Sysmiss		15050	
Warning: these figures indicate the number of cases found in the data file. They cannot be interpreted as summary statistics of the population of interest.			
# h6q31_1: 31.1 Do you have EASY access to malaria testing for %rosteritle% in terms of di			
Information	[Type= discrete] [Format=numeric] [Range= 1-98] [Missing=*]		
Statistics [NW/ W]	[Valid=2149 /-] [Invalid=13627 /-]		
Value	Label	Cases	Percentage
1	Yes	1392	64.8%
2	No	735	34.2%
98	Don't know	22	1.0%
Sysmiss		13627	
Warning: these figures indicate the number of cases found in the data file. They cannot be interpreted as summary statistics of the population of interest.			
# h6q31a: 31A. Close/affordable malaria treatment through Government community or private			
Information	[Type= discrete] [Format=numeric] [Range= 1-98] [Missing=*]		
Statistics [NW/ W]	[Valid=2149 /-] [Invalid=13627 /-]		
Value	Label	Cases	Percentage
1	Yes	1431	66.6%
2	No	694	32.3%
98	Don't know	24	1.1%
Sysmiss		13627	
Warning: these figures indicate the number of cases found in the data file. They cannot be interpreted as summary statistics of the population of interest.			
# h6q31b: 31B. Close/affordable malaria treatment through Medicine vendors or drug shops			
Information	[Type= discrete] [Format=numeric] [Range= 1-98] [Missing=*]		
Statistics [NW/ W]	[Valid=2149 /-] [Invalid=13627 /-]		
Value	Label	Cases	Percentage
1	Yes	1448	67.4%
2	No	680	31.6%
98	Don't know	21	1.0%
Sysmiss		13627	
Warning: these figures indicate the number of cases found in the data file. They cannot be interpreted as summary statistics of the population of interest.			
# s6q24: 24. Has %rosteritle% received a measles vaccination? SHOW VACCINATION SPOT-UPP			
Information	[Type= discrete] [Format=numeric] [Range= 1-98] [Missing=*]		
Statistics [NW/ W]	[Valid=2146 /-] [Invalid=13630 /-]		
Value	Label	Cases	Percentage
1	Yes with card	774	36.1%
2	Yes with exercise book	61	2.8%
3	Yes from NIDS	4	0.2%
4	Yes from memory	939	43.8%
5	No with card	127	5.9%

# s6q24: 24. Has %roster% received a measles vaccination? SHOW VACCINATION SPOT-UPP			
Value	Label	Cases	Percentage
6	No with exercise book	7	0.3%
7	No from NIDS	0	
8	No from memory	149	6.9%
98	Don't know	85	4.0%
Sysmiss		13630	
Warning: these figures indicate the number of cases found in the data file. They cannot be interpreted as summary statistics of the population of interest.			
# s6q25: 25. Has %roster% received a DPT3 vaccination?			
Information	[Type= discrete] [Format=numeric] [Range= 1-98] [Missing=*]		
Statistics [NW/ W]	[Valid=2147 /-] [Invalid=13629 /-]		
Value	Label	Cases	Percentage
1	Yes with card	845	39.4%
2	Yes with exercise book	61	2.8%
3	Yes from NIDS	3	0.1%
4	Yes from memory	943	43.9%
5	No with card	65	3.0%
6	No with exercise book	5	0.2%
7	No from NIDS	0	
8	No from memory	131	6.1%
98	Don't know	94	4.4%
Sysmiss		13629	
Warning: these figures indicate the number of cases found in the data file. They cannot be interpreted as summary statistics of the population of interest.			
# h6q32: Did %roster% sleep under a mosquito net last night?			
Information	[Type= discrete] [Format=numeric] [Range= 1-98] [Missing=*]		
Statistics [NW/ W]	[Valid=2149 /-] [Invalid=13627 /-]		
Value	Label	Cases	Percentage
1	Yes, net observed hanging in the room	531	24.7%
2	yes, net not observed	1027	47.8%
3	No	510	23.7%
4	Yes, net observed but not hanging in the room i.e. seen on f	22	1.0%
98	Don't know	59	2.7%
Sysmiss		13627	
Warning: these figures indicate the number of cases found in the data file. They cannot be interpreted as summary statistics of the population of interest.			

File : GSEC6_2

hhid: Unique identifier in 2019/20

Information [Type= discrete] [Format=character] [Missing=*]

Statistics [NW/ W] [Valid=544 /-] [Invalid=0 /-]

Value	Label	Cases	Percentage
0007d1f1449242f		1	0.2%
00c2b27287a74f9		1	0.2%
00d5da8bbd544c5		1	0.2%
018d29620fa44db		1	0.2%
02b20908f47043f		1	0.2%
03003a6f1ccd4b1		1	0.2%
0368af34cb614ba		1	0.2%
040b3ad7eb264e3		1	0.2%
046067ad635647c		1	0.2%
0464b7af72994de		1	0.2%
049dc3291e444c9		1	0.2%
052f8d3f81c3477		1	0.2%
0540d10333124c5		1	0.2%
054124cd4eff40ec		1	0.2%
0586e2b9bcd24aa		1	0.2%
05add010c2404ef		1	0.2%
0602eb95ac184ad		1	0.2%
079e6812fb50405		1	0.2%
0809936839be4f8		1	0.2%
082757b50eee4bc		1	0.2%
083ade125b70414		1	0.2%
088271b31f1d44d		1	0.2%
08a622bfb26f419		1	0.2%
08e85672338a451		1	0.2%
091931736aa74c1		1	0.2%
09c9f51b98214ab		1	0.2%
0b5d1c544904451		1	0.2%
0ba00f819c6a456		1	0.2%
0bcc7f6fcdc64e7f		1	0.2%
0c22a7dbc0cb4cb		1	0.2%
0d1423b6187b46c		1	0.2%
0d9810cde32d47c		1	0.2%
0dcf445c9976496		1	0.2%
0df87c6cba494e0		1	0.2%
0e0d592eae8546e		1	0.2%
0e102ce9336c472		1	0.2%
0effe952b7be4f59		1	0.2%
0f120ff4c01e4c2b		1	0.2%
0f8c738dfb7d425		1	0.2%
0f8f2b0cc7a84d8c		1	0.2%
1007d8148aa340f		1	0.2%

File : GSEC6_2

hhid: Unique identifier in 2019/20

Value	Label	Cases	Percentage
10ab9a4c247440f		1	0.2%
1112c2eca9fc455:		1	0.2%
115133c671c54c2		1	0.2%
11849db1f29e4b0		1	0.2%
122b45c8ede3439		1	0.2%
129e90e0b153494		1	0.2%
12d9093756604f2		1	0.2%
132b9b8ef3e846a		1	0.2%
144b7e78b04746c		1	0.2%
153130f9590e4b5		1	0.2%
1658e0a4e490405		1	0.2%
16821330e76d4ec		1	0.2%
172ef9d000384fd		1	0.2%
17a52aa31b0a4f8'		1	0.2%
18506aeca7de41f:		1	0.2%
18a09e7e60274c0		1	0.2%
195e7e185f2d434		1	0.2%
1b53079ceaf94e0.		1	0.2%
1d1b0112e5fc466		1	0.2%
1d70eacf23834d3		1	0.2%
1e951f7b5642470		1	0.2%
1fe4c1318fd54f6€		1	0.2%
20d6da268657417		1	0.2%
20dc85914d76421		1	0.2%
2140c5c82fb2488		1	0.2%
21f10611df21425		1	0.2%
228ea02d4959414		1	0.2%
2342cd7d1e3d41€		1	0.2%
236cfc7a73be4fbf		1	0.2%
23825fe7c5d9468		1	0.2%
25433274635a41:		1	0.2%
25bca54a351240c		1	0.2%
25db106efa724ef:		1	0.2%
25ef06fd5b5e476:		1	0.2%
26372ce413f748b		1	0.2%
26cdf966ad3d434		1	0.2%
275628d5ba744bf		1	0.2%
2793689c81fe4a6		1	0.2%
2799950e3b464fd		1	0.2%
282cd74076c2438		1	0.2%
28cd2ccd0f144e4.		1	0.2%
28cf2e844e8f444:		1	0.2%
29d372b1412b471		1	0.2%

File : GSEC6_2

hhid: Unique identifier in 2019/20

Value	Label	Cases	Percentage
2a51f29fbf274a58		1	0.2%
2a8596db3d5a4df		1	0.2%
2bea05c27394408		1	0.2%
2c2658573644448		1	0.2%
2c5fb73501804b3		1	0.2%
2ccb2dbb24b4411		1	0.2%
2d683a86b3e247e		1	0.2%
2dd973cdd68e4ae		1	0.2%
2eb976486cfa4f4f		1	0.2%
2ef4b34470ea4faf		1	0.2%
2f1a7d2120d6475		1	0.2%
2f3a098e58ac41a1		1	0.2%
2f4f8d7f02aa464f		1	0.2%
309a68a1a2c04e2		1	0.2%
3125d7938c8a4df		1	0.2%
31d7468554bd42e		1	0.2%
31dfcc57039b4ac		1	0.2%
3320ef7c916142e		1	0.2%
33a3fa9fb4a474ff		1	0.2%
340f7d1cd070433		1	0.2%
34d21965473246		1	0.2%
357decf44a614ba		1	0.2%
361db5497c524c4		1	0.2%
36386237ed3b46f		1	0.2%
36908497431a445		1	0.2%
36992f498601434		1	0.2%
36b1194afa2a468		1	0.2%
36e81608b34e4e3		1	0.2%
372c6c08f26647e		1	0.2%
37b70f60adc9479		1	0.2%
37c65147f753427		1	0.2%
37cd7a15e3294dc		1	0.2%
38c6499533984b5		1	0.2%
3b486c0be9c6474		1	0.2%
3b73ebe89070407		1	0.2%
3b742e0ce416464		1	0.2%
3d934f9027c042a		1	0.2%
3dd19e9d91eb4d5		1	0.2%
3df762b88c104fcc		1	0.2%
3e585de4d95e4b0		1	0.2%
3e7e8b3de8784bb		1	0.2%
3ee43e751a664d1		1	0.2%
3f36b6cbcf534a8f		1	0.2%

File : GSEC6_2

hhid: Unique identifier in 2019/20

Value	Label	Cases	Percentage
3f6bbcf02a1149a		1	0.2%
40a59bc3945747c		1	0.2%
41161a7161a7457		1	0.2%
42549bd20c7345f		1	0.2%
42c89a0c06dc406		1	0.2%
42d4c1e7b7984e4		1	0.2%
42f4799429c6490		1	0.2%
431957a3478248e		1	0.2%
435987dbfde1486		1	0.2%
43676e7af3a347c		1	0.2%
439470905bc046e		1	0.2%
440dd7875bc345c		1	0.2%
4431b77d1401429		1	0.2%
44b7eb6679d04f2		1	0.2%
451328a22e46465		1	0.2%
466fd80fc52344c		1	0.2%
478bb11b7570489		1	0.2%
47dbb99a6fe1423		1	0.2%
487fbda86e8e40c		1	0.2%
489b6a0849fe448		1	0.2%
496e720d7b67421		1	0.2%
49987fd967404dc		1	0.2%
49a0ea12aca04db		1	0.2%
4aa7e3e3aa76461		1	0.2%
4b285f0f20c646d		1	0.2%
4b451405a99342e		1	0.2%
4b7b477a6d21401		1	0.2%
4bba574bbf8f46c		1	0.2%
4ce75b49d19f496		1	0.2%
4d163b2ea24c4d5		1	0.2%
4d653bb8ed4c40c		1	0.2%
4d77a6468adb430		1	0.2%
4f4a1fbe2ba741a8		1	0.2%
4fcac595a4bf40df		1	0.2%
505523711cd2452		1	0.2%
5057ade8d6ee44d		1	0.2%
50e0bd6fa19a4d4		1	0.2%
50f1b984182f4ad		1	0.2%
5194755e4fc1404		1	0.2%
51decf3bbb3740c		1	0.2%
52cbe6a1b6b8481		1	0.2%
532dd7454bd147e		1	0.2%
55e256a234e141c		1	0.2%

File : GSEC6_2

hhid: Unique identifier in 2019/20

Value	Label	Cases	Percentage
5617b8c8b9b64a1		1	0.2%
561b22f3db874c2		1	0.2%
56ce385d39df4a0		1	0.2%
5721ad458afe436		1	0.2%
57715583020e4b8		1	0.2%
57bffaba1b7e46f5		1	0.2%
58cb595bf023458		1	0.2%
592e3150e433437		1	0.2%
5a191f4feef04101		1	0.2%
5a5c898bf25745f		1	0.2%
5aa4d09b72144eb		1	0.2%
5b0fb03d51ff459f		1	0.2%
5c2df8052842466		1	0.2%
5c31310adc624e8		1	0.2%
5c4fe1d960a74d8		1	0.2%
5c6fad0bb1bf48e1		1	0.2%
5d48520b75b641e		1	0.2%
5d68cfcfbfb41b3		1	0.2%
5d95010e7fb44f7		1	0.2%
5d9ecec6100948e		1	0.2%
5ee0b80d645a49f		1	0.2%
5f009fa909694fec		1	0.2%
5f18649c360345f		1	0.2%
5f4b039ce2be46b		1	0.2%
5fb6d1c3ec3d442		1	0.2%
5fc545f8e508496		1	0.2%
5fd82ace8bc4493		1	0.2%
60e1b38dda44d5		1	0.2%
60eb8eacf39e4bf5		1	0.2%
611d28e0e8354eb		1	0.2%
61da749fb95c432		1	0.2%
62899cb37c68497		1	0.2%
62c05af903a2443		1	0.2%
63ca9150586c41c		1	0.2%
63da3db84d90445		1	0.2%
65c6d792795d4dt		1	0.2%
65deaa19d2694ea		1	0.2%
66791e53847547f		1	0.2%
66e203a6003746f		1	0.2%
679ed90eab8f480		1	0.2%
67a2258d2861475		1	0.2%
6868bd77f5f4458		1	0.2%
68c06cbb82224e8		1	0.2%

File : GSEC6_2

hhid: Unique identifier in 2019/20

Value	Label	Cases	Percentage
68e7df4580f8452f		1	0.2%
6994a5fe918e48f1		1	0.2%
6a3899b9c0624a6f		1	0.2%
6bab49e93ddc4d0c		1	0.2%
6bb277b726a24ef1		1	0.2%
6bd0f5f6bee14817		1	0.2%
6c2ff990240445c7		1	0.2%
6cb224e2cbec4499		1	0.2%
6cc6cae1e8f84087		1	0.2%
6cfb7f59ca214bca		1	0.2%
6d58ddebd3ac4a88		1	0.2%
6d8be79bfedb4cc1		1	0.2%
6d8fa429358241b1		1	0.2%
6de89f55552546f1		1	0.2%
6df7df34aec474a1		1	0.2%
6e2bc5b6f89d41d1		1	0.2%
6e38b3f162334c11		1	0.2%
6eb57c6c1531470c		1	0.2%
6f42eeb630574c0c		1	0.2%
6f58069a0cd546c1		1	0.2%
6f741a82d8eb4671		1	0.2%
6ffc6c9de58346ca		1	0.2%
70382a948acc4821		1	0.2%
7047d89a3db14ef1		1	0.2%
70a13c579d4d4921		1	0.2%
72425fe1e1fe4597		1	0.2%
7398be14da8645f1		1	0.2%
744552814b1949c1		1	0.2%
7474b0b4a0944df1		1	0.2%
752448ccdfbb4df1		1	0.2%
75b9e7e0c2524031		1	0.2%
75fb68d00a7f41b1		1	0.2%
763deffa945545ff		1	0.2%
76508c12651143c1		1	0.2%
768fdf82fc034fb8		1	0.2%
76d7bfad835e4c51		1	0.2%
76d8edc8f4934461		1	0.2%
770283c689654ff1		1	0.2%
770bcac45f4e4861		1	0.2%
774c42b31c084651		1	0.2%
775b8ac54c294c81		1	0.2%
7777c12b215d4e21		1	0.2%
77b182dddbc54671		1	0.2%

File : GSEC6_2

hhid: Unique identifier in 2019/20

Value	Label	Cases	Percentage
77d6aab5679a42a		1	0.2%
78549ab05cff432l		1	0.2%
78bc744caf2348d		1	0.2%
792889ef89cb480		1	0.2%
794c4677f01c404		1	0.2%
7985850af6c64e2		1	0.2%
79f99979d00b4f1		1	0.2%
7a4deb50ba984ba		1	0.2%
7abe5d30e6a8498		1	0.2%
7ad6d7c40e5e4b9		1	0.2%
7adbc7d3ac504c4		1	0.2%
7b3a722278874fc		1	0.2%
7bf504f68765456		1	0.2%
7ca617a1e120431		1	0.2%
7dce8526566e420		1	0.2%
7ecf9584edd0435		1	0.2%
7f4ea4f06a43445f		1	0.2%
7f6cd6fd8cc24f03		1	0.2%
7f86a2edc5d649d		1	0.2%
7fb6d302e972402		1	0.2%
7fe32876101b490		1	0.2%
80685e65116449f		1	0.2%
8098ff33aee0453e		1	0.2%
809eed217de2468		1	0.2%
821fa1846c4b436		1	0.2%
822469b8457b467		1	0.2%
82361c9a81b141c		1	0.2%
8246e0d5706b402		1	0.2%
829b1456e37b454		1	0.2%
83b290b6305c412		1	0.2%
86101dafa2ec408e		1	0.2%
8617f4276d6d483		1	0.2%
86809d76f6f14ed		1	0.2%
879c792bde2a499		1	0.2%
87a8a334a93d4d9		1	0.2%
87d5d5cb561a40f		1	0.2%
88c5cfe97f6f4602		1	0.2%
89342a57ba6a47b		1	0.2%
8a4bedcaa53146d		1	0.2%
8ad5bed15b194c8		1	0.2%
8ba30b564d1a40f		1	0.2%
8bf6dcc813b146f		1	0.2%
8c0cffaebd64a46		1	0.2%

File : GSEC6_2

hhid: Unique identifier in 2019/20

Value	Label	Cases	Percentage
8ddc3a927db74c3		1	0.2%
8f28de7582444c4		1	0.2%
8f6187e86f2f4210		1	0.2%
8f78f136f4ee4a3d		1	0.2%
8fd7e756172d4ffe		1	0.2%
90b431b15e39450		1	0.2%
90c5ab804f3a432		1	0.2%
914c5519c55a4df		1	0.2%
917bd1ae541840c		1	0.2%
91fd38789bc34bc		1	0.2%
92b1721f9364437		1	0.2%
936f2d49a10740f		1	0.2%
95177689d72c427		1	0.2%
95494f457b4740e		1	0.2%
96795910971f4f2		1	0.2%
96ef564dac484d5		1	0.2%
97a9f78d75774aa		1	0.2%
97f7cc2abb034d5		1	0.2%
98cd4133a87f4d1		1	0.2%
9918bbbc0bc7474		1	0.2%
994768192e0a465		1	0.2%
99bb9b56b38542c		1	0.2%
9a20f2c690714fc		1	0.2%
9b02eb4b0fd6485		1	0.2%
9b13de6b59dd420		1	0.2%
9be879f175da422		1	0.2%
9c1c4c2d1ec449d		1	0.2%
9c404252ae6644f		1	0.2%
9cd59c0742ed47c		1	0.2%
9d7180d90f7a49b		1	0.2%
9e5b1526f35f46e		1	0.2%
9eba52050a0049a		1	0.2%
9f2b19d489c6438		1	0.2%
a0c97672aa9a451		1	0.2%
a1cef5f8f14b49a7		1	0.2%
a1eb89c276174ce		1	0.2%
a20eb7aa426f4d6		1	0.2%
a2d8600a7bbf44c		1	0.2%
a380dcac18c7409		1	0.2%
a3854296881447e		1	0.2%
a399a30d9dfc41f		1	0.2%
a3f06a0a2fca4ffc		1	0.2%
a40f971414b64ea		1	0.2%

File : GSEC6_2

hhid: Unique identifier in 2019/20

Value	Label	Cases	Percentage
a4c19dde7ac3468		1	0.2%
a5d1f92dd1da47f		1	0.2%
a69436528a1142a		1	0.2%
a6a4bc9460134b4		1	0.2%
a74eca7ac668455		1	0.2%
a77f47876cb6431		1	0.2%
a82d1013ea2f4f1		1	0.2%
a9645d5b9bda47f		1	0.2%
a983278448b344		1	0.2%
aa56d40288b047		1	0.2%
aaa693dd621d473		1	0.2%
aac4b6d386d94fd		1	0.2%
ab13ca14ee2847d		1	0.2%
ad127429c6754ef		1	0.2%
ad56e4bfe4c241f		1	0.2%
ad5ca01a4fdc412		1	0.2%
ad69645bc31a419		1	0.2%
ae7493d6dc7f40b		1	0.2%
aeb8218a028e45f		1	0.2%
af0fcac55cdd4b32		1	0.2%
af862d9321024e2		1	0.2%
afb120116c75494		1	0.2%
afb6161ef4fc480b		1	0.2%
b090658cc69b4f5		1	0.2%
b106c232072c45a		1	0.2%
b12610b1c5384f2		1	0.2%
b1390cc91daf4ac1		1	0.2%
b1ba139be20a476		1	0.2%
b244d9aa549f4ea		1	0.2%
b304a57c479f4e5		1	0.2%
b363cadf0f384cc		1	0.2%
b3d8fc44948248a		1	0.2%
b41852ba6ec9418		1	0.2%
b4e9b9bda3f341e		1	0.2%
b5026e18272641f		1	0.2%
b6680083ccb8401		1	0.2%
b6b432523c554b		1	0.2%
b6b832111eed4cf		1	0.2%
b7412a036866417		1	0.2%
b81584c1034444		1	0.2%
b8308fefff84ef6		1	0.2%
b964100c9f3c4b2		1	0.2%
b98f427fb06841d		1	0.2%

File : GSEC6_2

hhid: Unique identifier in 2019/20

Value	Label	Cases	Percentage
ba98465a8d674c3		1	0.2%
baf140fd0968471		1	0.2%
bbe988d76e74435		1	0.2%
bc418bbbee4e4ba		1	0.2%
bc9cfee31ebe4ac4		1	0.2%
bc37722cebc401		1	0.2%
bd72aee8d416406		1	0.2%
bdb4e1273cf948b		1	0.2%
bdc980caf798468		1	0.2%
be37e14d3a894e3		1	0.2%
be803ec37ff2461		1	0.2%
bed3e73713634ce		1	0.2%
bed8e25a73cd4da		1	0.2%
bef86061296b4b7		1	0.2%
bf17905834a842e		1	0.2%
bf3be37bfc52437		1	0.2%
bf8c7eba84f14ae2		1	0.2%
c00e2d51bb424d5		1	0.2%
c07d993a72ec4f0		1	0.2%
c0d1b04857314dc		1	0.2%
c3619c9cc0ff496c		1	0.2%
c381c58d390c4eb		1	0.2%
c38ed4e9da42414		1	0.2%
c3bec3af1c4f432f		1	0.2%
c3eb26f27f1f4d55		1	0.2%
c3f8e9e4053e47f5		1	0.2%
c402187d05cb46f		1	0.2%
c454c61410e643c		1	0.2%
c46bbb247a09427		1	0.2%
c4e19cc8b4c6486		1	0.2%
c542d7add821442		1	0.2%
c543112060e04f9		1	0.2%
c5c063abced0429		1	0.2%
c672847bea0742a		1	0.2%
c6b8a07762ad452		1	0.2%
c6f5294fc2be4275		1	0.2%
c6f7d03ed47b41b		1	0.2%
c733fc061f9b438f		1	0.2%
c76b396bccd9442		1	0.2%
c9043b10ed134a7		1	0.2%
c9bab04ae0f2433f		1	0.2%
c9ca510f05b5493		1	0.2%
ca25d3d35ddf4ee		1	0.2%

File : GSEC6_2

hhid: Unique identifier in 2019/20

Value	Label	Cases	Percentage
ca8dc1e3b244c1		1	0.2%
ca9b279358ba469		1	0.2%
cabb531efb1040f		1	0.2%
cb6261f36877496		1	0.2%
cbb10f3fcada4ee1		1	0.2%
cbfe54623f66438		1	0.2%
cd6afdac58874d0		1	0.2%
ce2d49c3340c4b7		1	0.2%
cea56335356b476		1	0.2%
cee9a69308d7483		1	0.2%
cf14f86035f849ae		1	0.2%
cfeeb97657a146d		1	0.2%
d0fc106b82d44bf		1	0.2%
d1508f9b5dbd425		1	0.2%
d1b9c2c55df64df		1	0.2%
d2e69dc8645343t		1	0.2%
d364050be76342f		1	0.2%
d386bb0a11ae4b3		1	0.2%
d3e6ca80bcd475		1	0.2%
d3ea5ec40dd44cd		1	0.2%
d42133a0d2dd4aa		1	0.2%
d43af79087294cc		1	0.2%
d54912878f6746e		1	0.2%
d6427029a806472		1	0.2%
d73b3e7f240e4b1		1	0.2%
d7abbfda0a3743c		1	0.2%
d7c13215572f4d7		1	0.2%
d8074f8e01604c6		1	0.2%
d839c9a50329421		1	0.2%
d8ebd301501f41f		1	0.2%
d9469290912e462		1	0.2%
d9d5789f074a4aa		1	0.2%
dae0bb69de954b3		1	0.2%
db1be5b38b354af		1	0.2%
db3fbea32d7d4f1		1	0.2%
db5d0ba5c29b4ad		1	0.2%
db635523a59049e		1	0.2%
dbb3fcac935542b		1	0.2%
dbf651b041b5406		1	0.2%
dc307491ec2c4ae		1	0.2%
dc323e08e922427		1	0.2%
dcab0e4bf278424		1	0.2%
dd206ad2233149e		1	0.2%

File : GSEC6_2

hhid: Unique identifier in 2019/20

Value	Label	Cases	Percentage
ddb6d6a53c1f415		1	0.2%
de30713f1fa94a4f		1	0.2%
de338ded45464f8		1	0.2%
de413dde36c1486		1	0.2%
de64d77e46e4461		1	0.2%
dfe74e541ed746b		1	0.2%
e040f9b2e31f4e8		1	0.2%
e0c4f4458c6d45c		1	0.2%
e16705f59aef4668		1	0.2%
e17e1ff13292417c		1	0.2%
e18770e2f8654cf2		1	0.2%
e1b9ef12df374cc7		1	0.2%
e2129f8175624a4		1	0.2%
e23426755e80453		1	0.2%
e2420351245048b		1	0.2%
e278c7ce0c9e491		1	0.2%
e33a0702257c400		1	0.2%
e35b0fbe3fb64f5f		1	0.2%
e35e43cf0979412		1	0.2%
e37faa53be254b9c		1	0.2%
e450e31f8aaa47a2		1	0.2%
e4dc7edd09ac4af9		1	0.2%
e51b48f20cbe4a4c		1	0.2%
e68fe982eac94d57		1	0.2%
e6e83239204545e		1	0.2%
e71a3dc6e5cb473		1	0.2%
e7344e1f8491489		1	0.2%
e7d77ca7f81a484b		1	0.2%
e93304fc741f48e2		1	0.2%
e97b81b2faab4db		1	0.2%
e9f9338450864a9		1	0.2%
ea3f64282dec45d1		1	0.2%
ea54282529db45f		1	0.2%
ea68815dfc92433		1	0.2%
eb4ce2d307eb48b		1	0.2%
ebc0193e87d5462		1	0.2%
ebeb4068415d4c5		1	0.2%
ec16361d869e406		1	0.2%
ec60d031a9ca4f42		1	0.2%
ecb2b965be81419		1	0.2%
ee1feb4c08014f8f		1	0.2%
f040c1a3626f48e2		1	0.2%
f098f571aa67476c		1	0.2%

File : GSEC6_2

hhid: Unique identifier in 2019/20

Value	Label	Cases	Percentage
f0af4f68b5094cda		1	0.2%
f0c6d81726b24ec		1	0.2%
f10aaca018df4221		1	0.2%
f38300e74a4d44f		1	0.2%
f5824a55f9c5475		1	0.2%
f5d3193b06d346a		1	0.2%
f657fad494df41ec		1	0.2%
f69dbc80ae74436		1	0.2%
f6ffe45416b2458e		1	0.2%
f727232a3db048a		1	0.2%
f76f11c01e4f4efa		1	0.2%
f7867ef75feb4792		1	0.2%
f7d124ffa36444b8		1	0.2%
f83cdb4b49ac4f3c		1	0.2%
f8ca4422f362494i		1	0.2%
f8e7189925b64b8		1	0.2%
f8eb06e0daf444e8		1	0.2%
f90c30b4301b413		1	0.2%
f9884870860d40e		1	0.2%
fb30eb6bcfe449b2		1	0.2%
fb7719f379c641a-		1	0.2%
fb99a93f0eac4360		1	0.2%
fc6c2f9be5674c1t		1	0.2%
fca0e3dcae434d5-		1	0.2%
fce051c0d2254aa.		1	0.2%
fcea1e52b50a4fd0		1	0.2%
fd523ac8cfde4230		1	0.2%
fe474d1b76a14e5		1	0.2%
fe77bbfc66cb42ef		1	0.2%
fef6a31f5c8542ae		1	0.2%

Warning: these figures indicate the number of cases found in the data file. They cannot be interpreted as summary statistics of the population of interest.

PID: SELECT THE YOUNGEST CHILD

Information	[Type= discrete] [Format=numeric] [Range= 2-22] [Missing=*]		
Statistics [NW/ W]	[Valid=544 /-] [Invalid=0 /-] [Mean=6.548 /-] [StdDev=2.736 /-]		
Value	Label	Cases	Percentage
2		5	<div><div></div></div> 0.9%
3		42	<div><div></div></div> 7.7%
4		89	<div><div></div></div> 16.4%
5		89	<div><div></div></div> 16.4%
6		85	<div><div></div></div> 15.6%
7		65	<div><div></div></div> 11.9%
8		60	<div><div></div></div> 11.0%
9		39	<div><div></div></div> 7.2%

File : GSEC6_2

PID: SELECT THE YOUNGEST CHILD

Value	Label	Cases	Percentage
10		19	<div></div> 3.5%
11		19	<div></div> 3.5%
12		13	<div></div> 2.4%
13		6	<div></div> 1.1%
14		7	<div></div> 1.3%
15		4	<div></div> 0.7%
16		1	<div></div> 0.2%
22		1	<div></div> 0.2%

Warning: these figures indicate the number of cases found in the data file. They cannot be interpreted as summary statistics of the population of interest.

t2a_ta: Did [YOUNGEST CHILD] eat food made from GRAINS yesterday?

Information	[Type= discrete] [Format=numeric] [Range= 1-98] [Missing=*]
Statistics [NW/ W]	[Valid=542 /-] [Invalid=2 /-]

Value	Label	Cases	Percentage
1	Yes	388	<div></div> 71.6%
2	No	154	<div></div> 28.4%
98	Don't Know	0	
Sysmiss		2	

Warning: these figures indicate the number of cases found in the data file. They cannot be interpreted as summary statistics of the population of interest.

t2a_tb: Did [YOUNGEST CHILD] eat ORANGE-COLORED VEGETABLES yesterday?

Information	[Type= discrete] [Format=numeric] [Range= 1-98] [Missing=*]
Statistics [NW/ W]	[Valid=536 /-] [Invalid=8 /-]

Value	Label	Cases	Percentage
1	Yes	42	<div></div> 7.8%
2	No	494	<div></div> 92.2%
98	Don't Know	0	
Sysmiss		8	

Warning: these figures indicate the number of cases found in the data file. They cannot be interpreted as summary statistics of the population of interest.

t2a_tc: Did [YOUNGEST CHILD] eat food made from ROOT VEGETABLES yesterday?

Information	[Type= discrete] [Format=numeric] [Range= 1-98] [Missing=*]
Statistics [NW/ W]	[Valid=538 /-] [Invalid=6 /-]

Value	Label	Cases	Percentage
1	Yes	234	<div></div> 43.5%
2	No	304	<div></div> 56.5%
98	Don't Know	0	
Sysmiss		6	

Warning: these figures indicate the number of cases found in the data file. They cannot be interpreted as summary statistics of the population of interest.

t2a_td: Did [YOUNGEST CHILD] eat DARK LEAFY VEGETABLES yesterday?

Information	[Type= discrete] [Format=numeric] [Range= 1-98] [Missing=*]
Statistics [NW/ W]	[Valid=541 /-] [Invalid=3 /-]

Value	Label	Cases	Percentage
1	Yes	170	<div></div> 31.4%

File : GSEC6_2

t2a_td: Did [YOUNGEST CHILD] eat DARK LEAFY VEGETABLES yesterday?

Value	Label	Cases	Percentage
2	No	371	<div><div></div></div> 68.6%
98	Don't Know	0	
Sysmiss		3	

Warning: these figures indicate the number of cases found in the data file. They cannot be interpreted as summary statistics of the population of interest.

t2a_te: Did [YOUNGEST CHILD] eat FRUITS WITH ORANGE FLESH yesterday?

Information	[Type= discrete] [Format=numeric] [Range= 1-98] [Missing=*]
Statistics [NW/ W]	[Valid=536 /-] [Invalid=8 /-]

Value	Label	Cases	Percentage
1	Yes	67	<div><div></div></div> 12.5%
2	No	469	<div><div></div></div> 87.5%
98	Don't Know	0	
Sysmiss		8	

Warning: these figures indicate the number of cases found in the data file. They cannot be interpreted as summary statistics of the population of interest.

t2a_tf: Did [YOUNGEST CHILD] eat ANY OTHER VEGETABLE or FRUIT yesterday?

Information	[Type= discrete] [Format=numeric] [Range= 1-98] [Missing=*]
Statistics [NW/ W]	[Valid=538 /-] [Invalid=6 /-]

Value	Label	Cases	Percentage
1	Yes	49	<div><div></div></div> 9.1%
2	No	489	<div><div></div></div> 90.9%
98	Don't Know	0	
Sysmiss		6	

Warning: these figures indicate the number of cases found in the data file. They cannot be interpreted as summary statistics of the population of interest.

t2a_tg: Did [YOUNGEST CHILD] eat ORGAN MEAT yesterday?

Information	[Type= discrete] [Format=numeric] [Range= 1-98] [Missing=*]
Statistics [NW/ W]	[Valid=536 /-] [Invalid=8 /-]

Value	Label	Cases	Percentage
1	Yes	1	<div><div></div></div> 0.2%
2	No	535	<div><div></div></div> 99.8%
98	Don't Know	0	
Sysmiss		8	

Warning: these figures indicate the number of cases found in the data file. They cannot be interpreted as summary statistics of the population of interest.

t2a_th: Did [YOUNGEST CHILD] eat MEAT yesterday?

Information	[Type= discrete] [Format=numeric] [Range= 1-98] [Missing=*]
Statistics [NW/ W]	[Valid=536 /-] [Invalid=8 /-]

Value	Label	Cases	Percentage
1	Yes	48	<div><div></div></div> 9.0%
2	No	488	<div><div></div></div> 91.0%
98	Don't Know	0	
Sysmiss		8	

Warning: these figures indicate the number of cases found in the data file. They cannot be interpreted as summary statistics of the population of interest.

File : GSEC6_2

t2a_ti: Did [YOUNGEST CHILD] eat EGGS yeasterday?

Information [Type= discrete] [Format=numeric] [Range= 1-98] [Missing=*]

Statistics [NW/ W] [Valid=535 /-] [Invalid=9 /-]

Value	Label	Cases	Percentage
1	Yes	32	6.0%
2	No	503	94.0%
98	Don't Know	0	
Sysmiss		9	

Warning: these figures indicate the number of cases found in the data file. They cannot be interpreted as summary statistics of the population of interest.

t2a_tj: Did [YOUNGEST CHILD] eat FISH/SEAFOOD yesterday?

Information [Type= discrete] [Format=numeric] [Range= 1-98] [Missing=*]

Statistics [NW/ W] [Valid=533 /-] [Invalid=11 /-]

Value	Label	Cases	Percentage
1	Yes	86	16.1%
2	No	447	83.9%
98	Don't Know	0	
Sysmiss		11	

Warning: these figures indicate the number of cases found in the data file. They cannot be interpreted as summary statistics of the population of interest.

t2a_tk: Did [YOUNGEST CHILD] eat food made from PULSES yesterday?

Information [Type= discrete] [Format=numeric] [Range= 1-98] [Missing=*]

Statistics [NW/ W] [Valid=540 /-] [Invalid=4 /-]

Value	Label	Cases	Percentage
1	Yes	236	43.7%
2	No	304	56.3%
98	Don't Know	0	
Sysmiss		4	

Warning: these figures indicate the number of cases found in the data file. They cannot be interpreted as summary statistics of the population of interest.

t2a_tl: Did [YOUNGEST CHILD] eat MILK PRODUCTS yesterday?

Information [Type= discrete] [Format=numeric] [Range= 1-98] [Missing=*]

Statistics [NW/ W] [Valid=536 /-] [Invalid=8 /-]

Value	Label	Cases	Percentage
1	Yes	48	9.0%
2	No	488	91.0%
98	Don't Know	0	
Sysmiss		8	

Warning: these figures indicate the number of cases found in the data file. They cannot be interpreted as summary statistics of the population of interest.

t2a_tm: Did [YOUNGEST CHILD] eat OIL/FATS/GHEE/BUTTER yesterday?

Information [Type= discrete] [Format=numeric] [Range= 1-98] [Missing=*]

Statistics [NW/ W] [Valid=536 /-] [Invalid=8 /-]

Value	Label	Cases	Percentage
1	Yes	120	22.4%
2	No	416	77.6%

File : GSEC6_2

t2a_tm: Did [YOUNGEST CHILD] eat OIL/FATS/GHEE/BUTTER yesterday?

Value	Label	Cases	Percentage
98	Don't Know	0	
Sysmiss		8	

Warning: these figures indicate the number of cases found in the data file. They cannot be interpreted as summary statistics of the population of interest.

t2a_tm1: Did [YOUNGEST CHILD] eat SHEA NUT/OTHER LOCAL FATS yesterday?

Information	[Type= discrete] [Format=numeric] [Range= 1-98] [Missing=*]
Statistics [NW/ W]	[Valid=536 /-] [Invalid=8 /-]

Value	Label	Cases	Percentage
1	Yes	5	0.9%
2	No	531	99.1%
98	Don't Know	0	
Sysmiss		8	

Warning: these figures indicate the number of cases found in the data file. They cannot be interpreted as summary statistics of the population of interest.

t2a_tn: Did [YOUNGEST CHILD] eat SUGARY FOODS yesterday?

Information	[Type= discrete] [Format=numeric] [Range= 1-98] [Missing=*]
Statistics [NW/ W]	[Valid=536 /-] [Invalid=8 /-]

Value	Label	Cases	Percentage
1	Yes	31	5.8%
2	No	505	94.2%
98	Don't Know	0	
Sysmiss		8	

Warning: these figures indicate the number of cases found in the data file. They cannot be interpreted as summary statistics of the population of interest.

t2a_to: Did [YOUNGEST CHILD] eat CONDIMENTS/SPICES/HERBS yesterday?

Information	[Type= discrete] [Format=numeric] [Range= 1-98] [Missing=*]
Statistics [NW/ W]	[Valid=536 /-] [Invalid=8 /-]

Value	Label	Cases	Percentage
1	Yes	3	0.6%
2	No	533	99.4%
98	Don't Know	0	
Sysmiss		8	

Warning: these figures indicate the number of cases found in the data file. They cannot be interpreted as summary statistics of the population of interest.

t2a_tp: Did [YOUNGEST CHILD] eat EDIBLE INSECTS yesterday?

Information	[Type= discrete] [Format=numeric] [Range= 1-98] [Missing=*]
Statistics [NW/ W]	[Valid=536 /-] [Invalid=8 /-]

Value	Label	Cases	Percentage
1	Yes	3	0.6%
2	No	533	99.4%
98	Don't Know	0	
Sysmiss		8	

Warning: these figures indicate the number of cases found in the data file. They cannot be interpreted as summary statistics of the population of interest.

File : GSEC6_2

t2a_tq: Did [YOUNGEST CHILD] eat RED PALM OIL/NUT/OR PULP SAUCE yesterday?

Information [Type= discrete] [Format=numeric] [Range= 1-98] [Missing=*]

Statistics [NW/ W] [Valid=535 /-] [Invalid=9 /-]

Value	Label	Cases	Percentage
1	Yes	5	0.9%
2	No	530	99.1%
98	Don't Know	0	
Sysmiss		9	

Warning: these figures indicate the number of cases found in the data file. They cannot be interpreted as summary statistics of the population of interest.

t2a_tr: Did [YOUNGEST CHILD] drink TEA yesterday?

Information [Type= discrete] [Format=numeric] [Range= 1-98] [Missing=*]

Statistics [NW/ W] [Valid=538 /-] [Invalid=6 /-]

Value	Label	Cases	Percentage
1	Yes	140	26.0%
2	No	398	74.0%
98	Don't Know	0	
Sysmiss		6	

Warning: these figures indicate the number of cases found in the data file. They cannot be interpreted as summary statistics of the population of interest.

t2a_ts: Did [YOUNGEST CHILD] eat DIRT/EARTH/CLAY yesterday?

Information [Type= discrete] [Format=numeric] [Range= 1-98] [Missing=*]

Statistics [NW/ W] [Valid=537 /-] [Invalid=7 /-]

Value	Label	Cases	Percentage
1	Yes	35	6.5%
2	No	502	93.5%
98	Don't Know	0	
Sysmiss		7	

Warning: these figures indicate the number of cases found in the data file. They cannot be interpreted as summary statistics of the population of interest.

t2a_tt: Did [YOUNGEST CHILD] eat any SOLID/SEMI-SOLID/SOFT FOODS yesterday?

Information [Type= discrete] [Format=numeric] [Range= 1-98] [Missing=*]

Statistics [NW/ W] [Valid=536 /-] [Invalid=8 /-]

Value	Label	Cases	Percentage
1	Yes	80	14.9%
2	No	456	85.1%
98	Don't Know	0	
Sysmiss		8	

Warning: these figures indicate the number of cases found in the data file. They cannot be interpreted as summary statistics of the population of interest.

t3: How many times did [YOUNGEST CHILD] eat any SOLID/SEMI-SOLID/SOFT FOODS yesterday?

Information [Type= discrete] [Format=numeric] [Range= 0-14] [Missing=*]

Statistics [NW/ W] [Valid=543 /-] [Invalid=1 /-] [Mean=2.639 /-] [StdDev=1.759 /-]

Value	Label	Cases	Percentage
0		39	7.2%
1		47	8.7%

File : GSEC6_2

t3: How many times did [YOUNGEST CHILD] eat any SOLID/SEMI-SOLID/SOFT FOODS yesterda

Value	Label	Cases	Percentage
2		213	<div></div> 39.2%
3		157	<div></div> 28.9%
4		36	<div></div> 6.6%
5		19	<div></div> 3.5%
6		3	<div></div> 0.6%
7		23	<div></div> 4.2%
10		3	<div></div> 0.6%
13		1	<div></div> 0.2%
14		2	<div></div> 0.4%
Sysmiss		1	

Warning: these figures indicate the number of cases found in the data file. They cannot be interpreted as summary statistics of the population of interest.

File : GSEC6_3

hhid: Unique household identifier in 2019/20

Information	[Type= discrete] [Format=character] [Missing=*]
Statistics [NW/ W]	[Valid=1462 /-] [Invalid=0 /-]

PID: PERSON IDENTIFIER in 2019/20

Information	[Type= continuous] [Format=numeric] [Range= 1-22] [Missing=*]
Statistics [NW/ W]	[Valid=1462 /-] [Invalid=0 /-] [Mean=6.475 /-] [StdDev=2.748 /-]

t31: T3-1. Has any CHW in your village talked to you about how to feed [YOUNGEST CHIL

Information	[Type= discrete] [Format=numeric] [Range= 1-98] [Missing=*]
Statistics [NW/ W]	[Valid=1462 /-] [Invalid=0 /-]

Value	Label	Cases	Percentage
1	Yes	234	16.0%
2	No	1191	81.5%
98	Don't know	37	2.5%

Warning: these figures indicate the number of cases found in the data file. They cannot be interpreted as summary statistics of the population of interest.

t32: T3-2. In which setting did the village CHW talk to you about how to feed [YOUNGE

Information	[Type= discrete] [Format=numeric] [Range= 1-3] [Missing=*]
Statistics [NW/ W]	[Valid=234 /-] [Invalid=1228 /-]

Value	Label	Cases	Percentage
1	Individually	100	42.7%
2	In group	118	50.4%
3	Both individually and group	16	6.8%
Sysmiss		1228	

Warning: these figures indicate the number of cases found in the data file. They cannot be interpreted as summary statistics of the population of interest.

t33: T3-1. Has any health center staff talked to you about how to feed [YOUNGEST CHIL

Information	[Type= discrete] [Format=numeric] [Range= 1-98] [Missing=*]
Statistics [NW/ W]	[Valid=1462 /-] [Invalid=0 /-]

Value	Label	Cases	Percentage
1	Yes	457	31.3%
2	No	964	65.9%
98	Don't know	41	2.8%

Warning: these figures indicate the number of cases found in the data file. They cannot be interpreted as summary statistics of the population of interest.

t34: T3-4. In which setting did the health center staff talk to you about how to feed

Information	[Type= discrete] [Format=numeric] [Range= 1-3] [Missing=*]
Statistics [NW/ W]	[Valid=457 /-] [Invalid=1005 /-]

Value	Label	Cases	Percentage
1	Individually	125	27.4%
2	In group	317	69.4%
3	Both individually and group	15	3.3%
Sysmiss		1005	

Warning: these figures indicate the number of cases found in the data file. They cannot be interpreted as summary statistics of the population of interest.

File : GSEC6_3

t35: T3-5. Was [YOUNGEST CHILD] given a box of 30 micronut powders in the last 2 mont

Information	[Type= discrete] [Format=numeric] [Range= 1-98] [Missing=*]
Statistics [NW/ W]	[Valid=1462 /-] [Invalid=0 /-]

Value	Label	Cases	Percentage
1	Yes	28	1.9%
2	No	1378	94.3%
98	Donâ€™t Know	56	3.8%

Warning: these figures indicate the number of cases found in the data file. They cannot be interpreted as summary statistics of the population of interest.

t36: T3-6. How many micronutr. pow. sachets did [YOUNGEST CHILD] consume in last 7 da

Information	[Type= discrete] [Format=numeric] [Range= 0-7] [Missing=*]
Statistics [NW/ W]	[Valid=28 /-] [Invalid=1434 /-] [Mean=1.393 /-] [StdDev=1.595 /-]

Value	Label	Cases	Percentage
0		7	25.0%
1		13	46.4%
2		5	17.9%
4		1	3.6%
5		1	3.6%
7		1	3.6%
Sysmiss		1434	

Warning: these figures indicate the number of cases found in the data file. They cannot be interpreted as summary statistics of the population of interest.

File : GSEC6_4

hhid: Wave 8 ID

Information [Type= discrete] [Format=character] [Missing=*]

Statistics [NW/ W] [Valid=1823 /-] [Invalid=0 /-]

Value	Label	Cases	Percentage
0007d1f1449242f		3	0.2%
00c2b27287a74f9		4	0.2%
00d5da8bbd544c5		3	0.2%
018d29620fa44db		3	0.2%
02b20908f47043f		4	0.2%
03003a6f1ccd4b1		2	0.1%
0368af34cb614ba		7	0.4%
040b3ad7eb264e3		4	0.2%
046067ad635647c		2	0.1%
0464b7af72994de		2	0.1%
049dc3291e444c9		8	0.4%
052f8d3f81c3477		3	0.2%
0540d10333124c5		4	0.2%
054124cd4eff40ec		3	0.2%
0586e2b9bcd24aa		3	0.2%
05add010c2404ef		1	0.1%
0602eb95ac184ad		2	0.1%
079e6812fb50405		3	0.2%
0809936839be4f8		4	0.2%
082757b50eee4bc		4	0.2%
083ade125b70414		3	0.2%
088271b31f1d44d		1	0.1%
08a622bfb26f419		2	0.1%
091931736aa74c1		1	0.1%
09c9f51b98214ab		8	0.4%
0b5d1c544904451		3	0.2%
0bcc7f6fcdc64e7f		6	0.3%
0d1423b6187b46c		3	0.2%
0d9810cde32d47c		3	0.2%
0dcf445c9976496		2	0.1%
0df87c6cba494e0		3	0.2%
0e102ce9336c472		2	0.1%
0effe952b7be4f59		5	0.3%
0f120ff4c01e4c2b		2	0.1%
0f8c738dfb7d425		4	0.2%
0f8f2b0cc7a84d8c		5	0.3%
1007d8148aa340f		2	0.1%
10ab9a4c247440f		4	0.2%
1112c2eca9fc455		5	0.3%
115133c671c54c2		6	0.3%
11849db1f29e4b0		3	0.2%

File : GSEC6_4

hhid: Wave 8 ID

Value	Label	Cases	Percentage
122b45c8ede3439		2	0.1%
132b9b8ef3e846a		2	0.1%
144b7e78b04746c		3	0.2%
153130f9590e4b5		2	0.1%
1658e0a4e490405		3	0.2%
16821330e76d4ec		5	0.3%
172ef9d000384fd		4	0.2%
17a52aa31b0a4f8		1	0.1%
18506aeca7de41f		3	0.2%
18a09e7e60274c0		1	0.1%
195e7e185f2d434		6	0.3%
1b53079ceaf94e0		1	0.1%
1d1b0112e5fc466		4	0.2%
1d70eacf23834d3		7	0.4%
1e951f7b5642470		3	0.2%
1fe4c1318fd54f6c		4	0.2%
20d6da268657417		4	0.2%
2140c5c82fb2488		3	0.2%
21f10611df21425		3	0.2%
228ea02d4959414		2	0.1%
2342cd7d1e3d41f		3	0.2%
236cfc7a73be4fbf		5	0.3%
23825fe7c5d9468		4	0.2%
25433274635a41e		5	0.3%
25bca54a351240c		2	0.1%
25db106efa724efc		4	0.2%
26372ce413f748b		6	0.3%
26cdf966ad3d434		2	0.1%
275628d5ba744bc		5	0.3%
2793689c81fe4a6		3	0.2%
2799950e3b464fd		6	0.3%
282cd74076c243f		1	0.1%
28cd2ccd0f144e4		4	0.2%
28cf2e844e8f444		7	0.4%
29d372b1412b47f		2	0.1%
2a51f29fbf274a58		4	0.2%
2a8596db3d5a4df		3	0.2%
2c265857364444f		3	0.2%
2c5fb73501804b3		3	0.2%
2ccb2dbb24b4411		4	0.2%
2d683a86b3e247e		2	0.1%
2dd973cdd68e4ae		5	0.3%
2eb976486cfa4f4f		2	0.1%

File : GSEC6_4

hhid: Wave 8 ID

Value	Label	Cases	Percentage
2f1a7d2120d6475		2	0.1%
2f3a098e58ac41a		7	0.4%
2f4f8d7f02aa464t		5	0.3%
309a68a1a2c04e2		3	0.2%
3125d7938c8a4df		3	0.2%
31d7468554bd42e		1	0.1%
31dfcc57039b4ac		2	0.1%
3320ef7c916142e		5	0.3%
33a3fafffb4a474fl		6	0.3%
340f7d1cd070433		3	0.2%
34d21965473246		5	0.3%
357decf44a614ba		5	0.3%
361db5497c524c4		2	0.1%
36386237ed3b46f		2	0.1%
36908497431a445		2	0.1%
36992f498601434		3	0.2%
36b1194afa2a468		3	0.2%
36e81608b34e4e3		3	0.2%
372c6c08f26647e		3	0.2%
37b70f60adc9479		2	0.1%
37c65147f753427		3	0.2%
37cd7a15e3294dc		3	0.2%
3b486c0be9c6474		2	0.1%
3b73ebe89070407		1	0.1%
3b742e0ce416464		2	0.1%
3d934f9027c042a		4	0.2%
3dd19e9d91eb4d5		5	0.3%
3df762b88c104fc		2	0.1%
3e585de4d95e4b0		3	0.2%
3e7e8b3de8784bb		3	0.2%
3ee43e751a664d1		2	0.1%
3f36b6cbcf534a8		4	0.2%
3f6bbcf02a1149a		5	0.3%
40a59bc3945747c		2	0.1%
41161a7161a7457		3	0.2%
42549bd20c7345f		4	0.2%
42c89a0c06dc406		1	0.1%
42d4c1e7b7984e4		6	0.3%
42f4799429c6490		4	0.2%
431957a3478248e		1	0.1%
435987dbfde1486		4	0.2%
43676e7af3a347c		7	0.4%
439470905bc046e		3	0.2%

File : GSEC6_4

hhid: Wave 8 ID

Value	Label	Cases	Percentage
440dd7875bc345c		2	0.1%
4431b77d1401429		1	0.1%
44b7eb6679d04f2		2	0.1%
451328a22e46465		5	0.3%
466fd80fc52344c		1	0.1%
478bb11b7570485		6	0.3%
47dbb99a6fe1423		4	0.2%
487fbda86e8e40c		4	0.2%
489b6a0849fe448		5	0.3%
496e720d7b67421		3	0.2%
49987fd967404dc		5	0.3%
49a0ea12aca04db		2	0.1%
4aa7e3e3aa76461		3	0.2%
4b285f0f20c646d		6	0.3%
4b7b477a6d21401		3	0.2%
4bba574bbf8f46c		2	0.1%
4ce75b49d19f496		1	0.1%
4d163b2ea24c4d5		1	0.1%
4d653bb8ed4c40c		3	0.2%
4d77a6468adb430		5	0.3%
4f4a1fbe2ba741a8		2	0.1%
4fcac595a4bf40df		4	0.2%
505523711cd2452		2	0.1%
5057ade8d6ee44d		2	0.1%
50e0bd6fa19a4d4		3	0.2%
50f1b984182f4ad		3	0.2%
5194755e4fc1404		4	0.2%
51dccf3bbb3740c		3	0.2%
52cbe6a1b6b8481		3	0.2%
532dd7454bd147a		1	0.1%
55e256a234e141c		3	0.2%
5617b8c8b9b64af		7	0.4%
561b22f3db874c2		4	0.2%
56ce385d39df4a0		5	0.3%
5721ad458afe436		7	0.4%
57715583020e4b8		1	0.1%
57bffaba1b7e46f5		4	0.2%
58cb595bf023458		2	0.1%
592e3150e433437		6	0.3%
5a191f4feef04101		2	0.1%
5a5c898bf25745f		4	0.2%
5aa4d09b72144eb		4	0.2%
5c2df8052842466		5	0.3%

File : GSEC6_4

hhid: Wave 8 ID

Value	Label	Cases	Percentage
5c4fe1d960a74d8		7	0.4%
5c6fad0bb1bf48e		2	0.1%
5d48520b75b641e		6	0.3%
5d68cfcfbfb41b3		2	0.1%
5d95010e7fb44f7		4	0.2%
5d9ecec6100948e		2	0.1%
5ee0b80d645a49f		4	0.2%
5f009fa909694fec		4	0.2%
5f18649c360345f		3	0.2%
5f4b039ce2be46b		3	0.2%
5fb6d1c3ec3d442		8	0.4%
5fc545f8e508496		3	0.2%
5fd82ace8bc4493		4	0.2%
60e1b38dda44d5		2	0.1%
60eb8eacf39e4bf5		3	0.2%
611d28e0e8354eb		2	0.1%
61da749fb95c432		3	0.2%
62899cb37c68497		2	0.1%
62c05af903a2443		2	0.1%
63ca9150586c41c		3	0.2%
63da3db84d90445		3	0.2%
65c6d792795d4dt		4	0.2%
65deaa19d2694ea		6	0.3%
66791e53847547f		4	0.2%
66e203a6003746f		2	0.1%
679ed90eab8f480		3	0.2%
67a2258d2861475		4	0.2%
6868bd77f5f4458		3	0.2%
68c06cbb82224e8		3	0.2%
68e7df4580f8452		8	0.4%
6994a5fe918e48f		2	0.1%
6a3899b9c0624a6		6	0.3%
6bab49e93ddc4d0		4	0.2%
6bb277b726a24ef		7	0.4%
6bd0f5f6bee1481		3	0.2%
6c2ff990240445c		4	0.2%
6cb224e2cbec449		8	0.4%
6cc6cae1e8f8408		4	0.2%
6cfb7f59ca214bc		4	0.2%
6d58ddebd3ac4a8		2	0.1%
6d8be79bfed4cc		1	0.1%
6d8fa429358241b		4	0.2%
6de89f55552546f		4	0.2%

File : GSEC6_4

hhid: Wave 8 ID

Value	Label	Cases	Percentage
6df7df34aec474a		6	0.3%
6e2bc5b6f89d41d		4	0.2%
6e38b3f162334c1		2	0.1%
6eb57c6c1531470		4	0.2%
6f42eeb630574c0		2	0.1%
6f741a82d8eb467		3	0.2%
70382a948acc482		7	0.4%
7047d89a3db14e0		6	0.3%
70a13c579d4d492		2	0.1%
72425fe1e1fe459		4	0.2%
7398be14da86458		5	0.3%
744552814b1949e		3	0.2%
7474b0b4a0944d0		3	0.2%
75b9e7e0c252403		6	0.3%
75fb68d00a7f41b		4	0.2%
763deffa945545f0		1	0.1%
76508c126511432		2	0.1%
768fdf82fc034fb8		5	0.3%
76d7bfad835e4c5		2	0.1%
76d8edc8f493446		1	0.1%
770283c689654ff		3	0.2%
770bcac45f4e486		3	0.2%
774c42b31c08465		6	0.3%
775b8ac54c294c8		6	0.3%
7777c12b215d4e2		2	0.1%
77b182dddbc5467		2	0.1%
77d6aab5679a42a		2	0.1%
78549ab05cff432l		5	0.3%
78bc744caf2348d		7	0.4%
794c4677f01c404		3	0.2%
7985850af6c64e2		4	0.2%
79f99979d00b4f1		1	0.1%
7a4deb50ba984ba		7	0.4%
7abe5d30e6a8498		2	0.1%
7ad6d7c40e5e4b9		10	0.5%
7adbc7d3ac504c4		4	0.2%
7b3a722278874fc		3	0.2%
7bf504f68765456		3	0.2%
7ca617a1e120431		1	0.1%
7dce8526566e420		4	0.2%
7ecf9584edd0435		2	0.1%
7f4ea4f06a43445i		2	0.1%
7f6cd6fd8cc24f03		4	0.2%

File : GSEC6_4

hhid: Wave 8 ID

Value	Label	Cases	Percentage
7f86a2edc5d649d		4	0.2%
7fe32876101b490		2	0.1%
80685e65116449t		2	0.1%
8098ff33aee0453c		7	0.4%
809eed217de2468		8	0.4%
821fa1846c4b436		3	0.2%
822469b8457b46		2	0.1%
82361c9a81b141c		4	0.2%
8246e0d5706b40		3	0.2%
829b1456e37b45		3	0.2%
83b290b6305c41		2	0.1%
86101dafa2ec408		2	0.1%
8617f4276d6d483		3	0.2%
86809d76f6f14ed		2	0.1%
879c792bde2a499		3	0.2%
87a8a334a93d4d9		6	0.3%
87d5d5cb561a40		3	0.2%
88c5cfe97f6f4602		3	0.2%
89342a57ba6a47b		5	0.3%
8a4bedcaa53146d		4	0.2%
8ad5bed15b194c8		1	0.1%
8ba30b564d1a40t		3	0.2%
8bf6dcc813b146f		1	0.1%
8c0cfaeabd64a46		4	0.2%
8ddc3a927db74c3		1	0.1%
8f28de7582444c4		4	0.2%
8f6187e86f2f4210		4	0.2%
8f78f136f4ee4a3d		2	0.1%
8fd7e756172d4ffe		5	0.3%
90b431b15e39450		6	0.3%
90c5ab804f3a432		4	0.2%
914c5519c55a4df		3	0.2%
917bd1ae541840c		3	0.2%
91fd38789bc34bc		3	0.2%
92b1721f9364437		6	0.3%
936f2d49a10740f		6	0.3%
95177689d72c427		3	0.2%
95494f457b4740e		2	0.1%
96795910971f4f2		2	0.1%
96ef564dac484d5		3	0.2%
97a9f78d75774aa		2	0.1%
97f7cc2abb034d5		3	0.2%
98cd4133a87f4d1		2	0.1%

File : GSEC6_4

hhid: Wave 8 ID

Value	Label	Cases	Percentage
9918bbbc0bc7474		2	0.1%
994768192e0a465		3	0.2%
99bb9b56b385422		7	0.4%
9a20f2c690714fc		1	0.1%
9b02eb4b0fd6485		2	0.1%
9b13de6b59dd420		2	0.1%
9be879f175da422		3	0.2%
9c1c4c2d1ec449d		7	0.4%
9c404252ae6644f		3	0.2%
9cd59c0742ed47c		3	0.2%
9d7180d90f7a49b		3	0.2%
9e5b1526f35f46e		8	0.4%
9eba52050a0049a		5	0.3%
9f2b19d489c6438		2	0.1%
a0c97672aa9a451		2	0.1%
a1cef5f8f14b49a7		2	0.1%
a1eb89c276174ce		7	0.4%
a20eb7aa426f4d6		4	0.2%
a2d8600a7bbf44c		2	0.1%
a380dcac18c7409		3	0.2%
a3854296881447e		1	0.1%
a399a30d9dfc41f4		5	0.3%
a3f06a0a2fca4ffc9		2	0.1%
a40f971414b64ea		5	0.3%
a4c19dde7ac3468		3	0.2%
a5d1f92dd1da47f4		5	0.3%
a69436528a1142a		4	0.2%
a6a4bc9460134b4		2	0.1%
a74eca7ac668455		6	0.3%
a77f47876cb6431		3	0.2%
a82d1013ea2f4f1e		3	0.2%
a9645d5b9bda47f		2	0.1%
a983278448b344c		3	0.2%
aa56d40288b047e		10	0.5%
aaa693dd621d473		1	0.1%
aac4b6d386d94fd		3	0.2%
ab13ca14ee2847d		8	0.4%
ad56e4bfe4c241f4		3	0.2%
ad5ca01a4fdc4122		2	0.1%
ae7493d6dc7f40b		4	0.2%
aeb8218a028e45f4		2	0.1%
af0fcac55cdd4b32		3	0.2%
af862d9321024e2		6	0.3%

File : GSEC6_4

hhid: Wave 8 ID

Value	Label	Cases	Percentage
afb120116c75494		4	0.2%
afb6161ef4fc480b		9	0.5%
b090658cc69b4f5		4	0.2%
b106c232072c45a		6	0.3%
b12610b1c5384f2		5	0.3%
b1390cc91daf4ac1		4	0.2%
b1ba139be20a476		8	0.4%
b244d9aa549f4ea		2	0.1%
b304a57c479f4e5		3	0.2%
b363cadf0f384cc2		3	0.2%
b3d8fc44948248a		1	0.1%
b41852ba6ec9418		2	0.1%
b4e9b9bda3f341e		5	0.3%
b5026e18272641t		4	0.2%
b6680083ccb8401		3	0.2%
b6b432523c554b2		3	0.2%
b6b832111eed4cf		2	0.1%
b7412a036866417		3	0.2%
b81584c10344443		5	0.3%
b8308fefff84ef6a		1	0.1%
b964100c9f3c4b2		2	0.1%
b98f427fb06841d		3	0.2%
ba98465a8d674c3		2	0.1%
baf140fd0968471a		4	0.2%
bbe988d76e74435		4	0.2%
bc418bbbee4e4ba		4	0.2%
bc9cfee31ebe4ac4		3	0.2%
bc37722cebc401		2	0.1%
bd72aee8d416406		3	0.2%
bdb4e1273cf948b		6	0.3%
bdc980caf798468		5	0.3%
be37e14d3a894e3		2	0.1%
be803ec37ff24614		2	0.1%
bed3e73713634ce		1	0.1%
bed8e25a73cd4da		4	0.2%
bef86061296b4b7		2	0.1%
bf17905834a842e		7	0.4%
bf3be37bfc52437a		5	0.3%
bf8c7eba84f14ae2		2	0.1%
c00e2d51bb424d5		5	0.3%
c07d993a72ec4f0		2	0.1%
c0d1b04857314dc		2	0.1%
c3619c9cc0ff496c		6	0.3%

File : GSEC6_4

hhid: Wave 8 ID

Value	Label	Cases	Percentage
c381c58d390c4eb		5	0.3%
c38ed4e9da42414		2	0.1%
c3bec3af1c4f432f		4	0.2%
c3eb26f27f1f4d55		4	0.2%
c3f8e9e4053e47f5		3	0.2%
c402187d05cb46f		1	0.1%
c454c61410e643c		5	0.3%
c4e19cc8b4c6486		5	0.3%
c542d7add821442		3	0.2%
c543112060e04f9		3	0.2%
c5c063abced0429		3	0.2%
c672847bea0742a		2	0.1%
c6b8a07762ad452		8	0.4%
c6f5294fc2be4275		2	0.1%
c6f7d03ed47b41b		5	0.3%
c733fc061f9b438f		3	0.2%
c76b396bccd9442		3	0.2%
c9043b10ed134a7		6	0.3%
c9bab04ae0f2433f		1	0.1%
c9ca510f05b5493		5	0.3%
ca25d3d35ddf4ee		6	0.3%
ca8dcb1e3b244c1		6	0.3%
ca9b279358ba469		4	0.2%
cabb531efb1040ff		2	0.1%
cb6261f36877496		3	0.2%
cbb10f3fcada4ee1		2	0.1%
cbfe54623f664385		5	0.3%
cd6afdac58874d0		6	0.3%
ce2d49c3340c4b7		3	0.2%
cea56335356b476		4	0.2%
cee9a69308d7483		2	0.1%
cf14f86035f849ae		3	0.2%
cfeeb97657a146d		6	0.3%
d0fc106b82d44bf		2	0.1%
d1508f9b5dbd425		3	0.2%
d1b9c2c55df64df		5	0.3%
d2e69dc8645343f		7	0.4%
d364050be76342f		1	0.1%
d386bb0a11ae4b3		4	0.2%
d3e6ca80bcd475		7	0.4%
d3ea5ec40dd44cd		2	0.1%
d42133a0d2dd4aa		2	0.1%
d43af79087294cc		4	0.2%

File : GSEC6_4

hhid: Wave 8 ID

Value	Label	Cases	Percentage
d54912878f6746e		5	0.3%
d6427029a806472		2	0.1%
d73b3e7f240e4b1		2	0.1%
d7abbfda0a3743c		4	0.2%
d7c13215572f4d7		3	0.2%
d8074f8e01604c6		2	0.1%
d839c9a50329421		3	0.2%
d8ebd301501f41f		2	0.1%
d9469290912e462		6	0.3%
d9d5789f074a4aa		2	0.1%
dae0bb69de954b3		2	0.1%
db1be5b38b354af		6	0.3%
db3fbea32d7d4f11		1	0.1%
db5d0ba5c29b4ad		2	0.1%
db635523a59049e		5	0.3%
dbb3fcac935542b		4	0.2%
dbf651b041b5406		3	0.2%
dc307491ec2c4ae		4	0.2%
dc323e08e922427		4	0.2%
dcab0e4bf278424		6	0.3%
dd206ad2233149e		6	0.3%
ddb6d6a53c1f415		4	0.2%
de30713f1fa94a41		3	0.2%
de338ded45464f8		3	0.2%
dfe74e541ed746b		5	0.3%
e040f9b2e31f4e82		6	0.3%
e0c4f4458c6d45c		4	0.2%
e16705f59aef4668		3	0.2%
e17e1ff13292417e		3	0.2%
e18770e2f8654cf2		4	0.2%
e1b9ef12df374cc7		6	0.3%
e2129f8175624a4		1	0.1%
e23426755e80453		1	0.1%
e2420351245048f		3	0.2%
e278c7ce0c9e491		3	0.2%
e33a0702257c400		6	0.3%
e35b0fbe3fb64f5t		3	0.2%
e37faa53be254b9e		2	0.1%
e450e31f8aaa47a2		1	0.1%
e4dc7edd09ac4af9		5	0.3%
e51b48f20cbe4a4e		5	0.3%
e68fe982eac94d57		4	0.2%
e6e83239204545e		5	0.3%



File : GSEC6_4

hhid: Wave 8 ID

Value	Label	Cases	Percentage
e71a3dc6e5cb473		3	0.2%
e7344e1f8491489		4	0.2%
e7d77ca7f81a484		3	0.2%
e93304fc741f48e		2	0.1%
e97b81b2faab4db		4	0.2%
e9f9338450864a9		4	0.2%
ea54282529db45t		3	0.2%
ea68815dfc92433		5	0.3%
eb4ce2d307eb48b		2	0.1%
ebc0193e87d5462		4	0.2%
ebeb4068415d4c5		4	0.2%
ec16361d869e406		3	0.2%
ec60d031a9ca4f4		3	0.2%
ecb2b965be81419		1	0.1%
ee1feb4c08014f8f		4	0.2%
f040c1a3626f48e		3	0.2%
f098f571aa67476		4	0.2%
f0af4f68b5094cda		3	0.2%
f0c6d81726b24ec		3	0.2%
f10aaca018df4221		5	0.3%
f38300e74a4d44f		1	0.1%
f657fad494df41ec		2	0.1%
f69dbc80ae74436		5	0.3%
f6ffe45416b2458e		4	0.2%
f727232a3db048a		5	0.3%
f76f11c01e4f4efa		4	0.2%
f7867ef75feb4792		3	0.2%
f7d124ffa36444b8		4	0.2%
f83cdb4b49ac4f3c		4	0.2%
f8ca4422f362494j		4	0.2%
f8e7189925b64b8		2	0.1%
f8eb06e0daf444e8		6	0.3%
f90c30b4301b413		2	0.1%
f9884870860d40e		3	0.2%
fb30eb6bcfe449b		1	0.1%
fb7719f379c641a		4	0.2%
fb99a93f0eac436f		3	0.2%
fc6c2f9be5674c1t		4	0.2%
fca0e3dcae434d5		7	0.4%
fce051c0d2254aa		4	0.2%
fcea1e52b50a4fdC		5	0.3%
fd523ac8cfde423f		2	0.1%
fe474d1b76a14e5		2	0.1%

File : GSEC6_4

















hhid: Wave 8 ID

Value	Label	Cases	Percentage
fe77bbfc66cb42ef		2	 0.1%
fef6a31f5c8542ae		5	 0.3%

Warning: these figures indicate the number of cases found in the data file. They cannot be interpreted as summary statistics of the population of interest.

PID: Id in t0_hhroster















Information	[Type= discrete] [Format=numeric] [Range= 2-22] [Missing=*]
Statistics [NW/ W]	[Valid=1823 /-] [Invalid=0 /-] [Mean=6.623 /-] [StdDev=2.825 /-]

Value	Label	Cases	Percentage
2		13	 0.7%
3		132	 7.2%
4		294	 16.1%
5		302	 16.6%
6		294	 16.1%
7		212	 11.6%
8		199	 10.9%
9		147	 8.1%
10		48	 2.6%
11		55	 3.0%
12		60	 3.3%
13		16	 0.9%
14		27	 1.5%
15		14	 0.8%
16		3	 0.2%
22		7	 0.4%

Warning: these figures indicate the number of cases found in the data file. They cannot be interpreted as summary statistics of the population of interest.








childFoodDiversity__id: Id in childFoodDiversity

Information	[Type= discrete] [Format=numeric] [Range= 1-23] [Missing=*]
Statistics [NW/ W]	[Valid=1823 /-] [Invalid=0 /-]

Value	Label	Cases	Percentage
1	Millet, sorghum, maize, rice, posho, bread, chapatti, pasta/	388	 21.3%
2	Pumpkin, squash, orange flesh sweet potatoes (SHOW PHOTO), c	42	 2.3%
3	Irish potatoes, other sweet potatoes, white yams, cassava, o	234	 12.8%
4	Any dark green leafy vegetables like eboo, amaranth, cowpea	170	 9.3%
5	Fruits with an orange flesh such as ripe papaya, ripe mango,	67	 3.7%
6	Any other vegetables or fruit (unripe mango, unripe papaya,	49	 2.7%
7	Liver, kidney, heart, or other organ meats	1	 0.1%
8	Flesh of any meat such as beef, pork, lamb, goat, chicken, o	48	 2.6%
9	Eggs of chicken, ducks, quail, other birds	32	 1.8%
10	Fresh or dried fish, tilapia, Nile perch or seafood	86	 4.7%
11	Any foods made from beans, peas, lentils, groundnuts, soya,	236	 12.9%
12	Cheese, yoghurt, sourmilk or other milk products	48	 2.6%
13	Any oil, fats, ghee, or butter, or foods made with any of th	120	 6.6%
14	Foods prepared with Shea nut fat and other locally processed	5	 0.3%

File : GSEC6_4

childFoodDiversity__id: Id in childFoodDiversity

Value	Label	Cases	Percentage
15	Any sugary foods such as chocolate, sweets, candies, pastrie	31	 1.7%
16	Condiments for flavor, such as chilies, spices, herbs or fis	3	 0.2%
17	White ants, termites, snails, grubs or grasshoppers	3	 0.2%
18	Foods made from red palm oil, red palm nut or red palm nut p	5	 0.3%
19	Tea made from powder or leaves	140	 7.7%
21	Now I want to ask you if (NAME OF CHILD) consumed Dirt, ear	35	 1.9%
23	Did (Name) eat any solid, semi-solid, or soft foods yesterda	80	 4.4%

Warning: these figures indicate the number of cases found in the data file. They cannot be interpreted as summary statistics of the population of interest.

T2_c: How many days in the past 7 did [YOUNGEST CHILD] eat [TYPE OF FOOD]?

Information	[Type= continuous] [Format=numeric] [Range= 1-98] [Missing=*]
Statistics [NW/ W]	[Valid=1823 /-] [Invalid=0 /-] [Mean=4.886 /-] [StdDev=5.807 /-]

File : GSEC6_5

hhid: Unique household identifier in 2019/20

Information	[Type= discrete] [Format=character] [Missing=*]
Statistics [NW/ W]	[Valid=15480 /-] [Invalid=0 /-]

PID: PERSON IDENTIFIER in 2019/20

Information	[Type= continuous] [Format=numeric] [Range= 1-22] [Missing=*]
Statistics [NW/ W]	[Valid=15480 /-] [Invalid=0 /-] [Mean=4.07 /-] [StdDev=2.768 /-]

s6q26_2: Is %rosteritle% available for measurement?

Information	[Type= discrete] [Format=numeric] [Range= 1-2] [Missing=*]
Statistics [NW/ W]	[Valid=15480 /-] [Invalid=0 /-]

Value	Label	Cases	Percentage
1	Yes	10093	65.2%
2	No	5387	34.8%

Warning: these figures indicate the number of cases found in the data file. They cannot be interpreted as summary statistics of the population of interest.

s6q29_1: 29_1. WEIGHT RESULT

Information	[Type= discrete] [Format=numeric] [Range= 1-96] [Missing=*]
Statistics [NW/ W]	[Valid=10093 /-] [Invalid=5387 /-]

Value	Label	Cases	Percentage
1	Measured	9831	97.4%
2	Not present	16	0.2%
3	Refused	68	0.7%
4	Too young (under 6 months)	98	1.0%
96	Other (specify)	80	0.8%
Sysmiss		5387	

Warning: these figures indicate the number of cases found in the data file. They cannot be interpreted as summary statistics of the population of interest.

s6q27a: 27a. WEIGHT OF HOUSEHOLD MEMBER

Information	[Type= continuous] [Format=numeric] [Range= 2.75-176.9] [Missing=*]
Statistics [NW/ W]	[Valid=9831 /-] [Invalid=5649 /-] [Mean=41.573 /-] [StdDev=21.939 /-]

s6q29: 29. HEIGHT RESULT

Information	[Type= discrete] [Format=numeric] [Range= 1-96] [Missing=*]
Statistics [NW/ W]	[Valid=10093 /-] [Invalid=5387 /-]

Value	Label	Cases	Percentage
1	Measured	9773	96.8%
2	Not present	17	0.2%
3	Refused	74	0.7%
5	measured but unreliable because of disability	5	0.0%
6	measured but unreliable because of hair do	20	0.2%
7	Not measured	53	0.5%
8	Too young (under 6 months)	102	1.0%
96	Other (specify)	49	0.5%
Sysmiss		5387	

Warning: these figures indicate the number of cases found in the data file. They cannot be interpreted as summary statistics of the population of interest.

File : GSEC6_5

s6q28_1: 28_1. How will height be measured

Information	[Type= discrete] [Format=numeric] [Range= 1-2] [Missing=*]
Statistics [NW/ W]	[Valid=9797 /-] [Invalid=5683 /-]

Value	Label	Cases	Percentage
1	Lying down	383	<div><div></div></div> 3.9%
2	Standing up	9414	<div><div></div></div> 96.1%
Sysmiss		5683	

Warning: these figures indicate the number of cases found in the data file. They cannot be interpreted as summary statistics of the population of interest.

s6q28a: 28a. Length (cm) lying down (child <24 months or <= 85 cm) 1st measurement

Information	[Type= continuous] [Format=numeric] [Range= 55-88.5] [Missing=*]
Statistics [NW/ W]	[Valid=383 /-] [Invalid=15097 /-] [Mean=73.949 /-] [StdDev=5.919 /-]

s6q28a2: 28a2. Length (cm) lying down (child <24 months or <= 85 cm) 2nd measurement

Information	[Type= continuous] [Format=numeric] [Range= 55.1-88.4] [Missing=*]
Statistics [NW/ W]	[Valid=383 /-] [Invalid=15097 /-] [Mean=73.953 /-] [StdDev=5.912 /-]

s6q28b: 28a. Height (cm) standing up (>24 months or >= 85 cm) 1st measurement

Information	[Type= continuous] [Format=numeric] [Range= 59.6-198] [Missing=*]
Statistics [NW/ W]	[Valid=9412 /-] [Invalid=6068 /-] [Mean=142.494 /-] [StdDev=27.576 /-]

s6q28b2: 28a. Height (cm) standing up (>24 months or >= 85 cm) 2nd measurement

Information	[Type= continuous] [Format=numeric] [Range= 59.7-195.6] [Missing=*]
Statistics [NW/ W]	[Valid=9412 /-] [Invalid=6068 /-] [Mean=142.483 /-] [StdDev=27.588 /-]

s6q26: 26. Does %rosteritle% have Oedema?

Information	[Type= discrete] [Format=numeric] [Range= 1-2] [Missing=*]
Statistics [NW/ W]	[Valid=2134 /-] [Invalid=13346 /-]

Value	Label	Cases	Percentage
1	Yes	32	<div><div></div></div> 1.5%
2	No	2102	<div><div></div></div> 98.5%
Sysmiss		13346	

Warning: these figures indicate the number of cases found in the data file. They cannot be interpreted as summary statistics of the population of interest.

s6q29_3: 29_3. WCResult

Information	[Type= discrete] [Format=numeric] [Range= 1-96] [Missing=*]
Statistics [NW/ W]	[Valid=5313 /-] [Invalid=10167 /-]

Value	Label	Cases	Percentage
1	Measured	4872	<div><div></div></div> 91.7%
2	Not Present	40	<div><div></div></div> 0.8%
3	Not measured because too big	59	<div><div></div></div> 1.1%
4	Refused	136	<div><div></div></div> 2.6%
96	Other (specify)	206	<div><div></div></div> 3.9%
Sysmiss		10167	

Warning: these figures indicate the number of cases found in the data file. They cannot be interpreted as summary statistics of the population of interest.

s6q33: 33. Waist circumference

Information	[Type= continuous] [Format=numeric] [Range= 48.4-157] [Missing=*]
-------------	---

File : GSEC6_5

s6q33: 33. Waist circumference

Statistics [NW/ W]	[Valid=4869 /-] [Invalid=10611 /-] [Mean=78.716 /-] [StdDev=10.512 /-]
--------------------	--

s6q33_1: 33. Waist circumference

Information	[Type= continuous] [Format=numeric] [Range= 48.5-180.1] [Missing=*]
-------------	---

Statistics [NW/ W]	[Valid=4869 /-] [Invalid=10611 /-] [Mean=78.681 /-] [StdDev=10.467 /-]
--------------------	--

s6q29_8: 29_8. BP Result

Information	[Type= discrete] [Format=numeric] [Range= 1-96] [Missing=*]
-------------	---

Statistics [NW/ W]	[Valid=5313 /-] [Invalid=10167 /-]
--------------------	------------------------------------

Value	Label	Cases	Percentage
1	Measured	5125	96.5%
2	Not Present	26	0.5%
3	Not measured because too big	8	0.2%
4	Refused	98	1.8%
96	Other (specify)	56	1.1%
Sysmiss		10167	

Warning: these figures indicate the number of cases found in the data file. They cannot be interpreted as summary statistics of the population of interest.

s6q34aa: 34. Blood pressure 1 Systolic

Information	[Type= continuous] [Format=numeric] [Range= 73-252] [Missing=*]
-------------	---

Statistics [NW/ W]	[Valid=5124 /-] [Invalid=10356 /-] [Mean=122.072 /-] [StdDev=18.173 /-]
--------------------	---

s6q34bb: 34. Blood pressure 1 diastolic

Information	[Type= continuous] [Format=numeric] [Range= 34-173] [Missing=*]
-------------	---

Statistics [NW/ W]	[Valid=5124 /-] [Invalid=10356 /-] [Mean=76.603 /-] [StdDev=11.479 /-]
--------------------	--

s6q35a: 35.Blood pressure 2 Systolic

Information	[Type= continuous] [Format=numeric] [Range= 66-240] [Missing=*]
-------------	---

Statistics [NW/ W]	[Valid=5124 /-] [Invalid=10356 /-] [Mean=119.193 /-] [StdDev=17.252 /-]
--------------------	---

s6q35b: 35.Blood pressure 2 diastolic

Information	[Type= continuous] [Format=numeric] [Range= 35-144] [Missing=*]
-------------	---

Statistics [NW/ W]	[Valid=5124 /-] [Invalid=10356 /-] [Mean=75.257 /-] [StdDev=11.096 /-]
--------------------	--

s6q36a: 36. Blood pressure 3 Systolic

Information	[Type= continuous] [Format=numeric] [Range= 56-227] [Missing=*]
-------------	---

Statistics [NW/ W]	[Valid=5123 /-] [Invalid=10357 /-] [Mean=117.354 /-] [StdDev=16.946 /-]
--------------------	---

s6q36b: 36. Blood pressure 3 diastolic

Information	[Type= continuous] [Format=numeric] [Range= 35-184] [Missing=*]
-------------	---

Statistics [NW/ W]	[Valid=5123 /-] [Invalid=10357 /-] [Mean=74.498 /-] [StdDev=11.365 /-]
--------------------	--

s6q36_1: 36_1.Was referral for hypertension given?

Information	[Type= discrete] [Format=numeric] [Range= 1-2] [Missing=*]
-------------	--

Statistics [NW/ W]	[Valid=640 /-] [Invalid=14840 /-]
--------------------	-----------------------------------

Value	Label	Cases	Percentage
1	Yes	396	61.9%
2	No	244	38.1%

File : GSEC6_5

s6q36_1: 36_1.Was referral for hypertension given?

Value	Label	Cases	Percentage
Sysmiss		14840	

Warning: these figures indicate the number of cases found in the data file. They cannot be interpreted as summary statistics of the population of interest.

s6q37: 37. In the past 2 weeks have you taken any drugs [medication] for diabetes [or h

Information	[Type= discrete] [Format=numeric] [Range= 1-98] [Missing=*]
Statistics [NW/ W]	[Valid=5313 /-] [Invalid=10167 /-]

Value	Label	Cases	Percentage
1	Yes	99	1.9%
2	No	5188	97.6%
98	Dont Know	26	0.5%
Sysmiss		10167	

Warning: these figures indicate the number of cases found in the data file. They cannot be interpreted as summary statistics of the population of interest.

s638: 38. In the past 2 weeks have you taken any drugs [medication] for raised blood p

Information	[Type= discrete] [Format=numeric] [Range= 1-3] [Missing=*]
Statistics [NW/ W]	[Valid=5313 /-] [Invalid=10167 /-]

Value	Label	Cases	Percentage
1	Yes	146	2.7%
2	No	5144	96.8%
3	Dont Know	23	0.4%
Sysmiss		10167	

Warning: these figures indicate the number of cases found in the data file. They cannot be interpreted as summary statistics of the population of interest.

File : GSEC7_1

hhid: Unique household identifier in 2019/20

Information [Type= discrete] [Format=character] [Missing=*]

Statistics [NW/ W] [Valid=3078 /-] [Invalid=0 /-]

s11q01: S6 q1. What was the hh's most important earning source in the last 12 months?

Information [Type= discrete] [Format=numeric] [Range= 1-96] [Missing=*]

Statistics [NW/ W] [Valid=3065 /-] [Invalid=13 /-]

Value	Label	Cases	Percentage
1	Subsistence farming	1092	35.6%
2	Commercial farming	279	9.1%
3	Wage employment	699	22.8%
4	Non-agricultural enterprises	644	21.0%
5	Property income	47	1.5%
6	Transfers (pension, allowances, social security benefits,)	11	0.4%
7	Remittances	268	8.7%
8	Organizational support (e.g. food aid, WFP, NGOs etc)	2	0.1%
9	SAGE	13	0.4%
96	Other (specify)	10	0.3%
Sysmiss		13	

Warning: these figures indicate the number of cases found in the data file. They cannot be interpreted as summary statistics of the population of interest.

h11q02: CB02. How often do you receive money from the main source of income?

Information [Type= discrete] [Format=numeric] [Range= 1-6] [Missing=*]

Statistics [NW/ W] [Valid=3065 /-] [Invalid=13 /-]

Value	Label	Cases	Percentage
1	Daily	676	22.1%
2	Weekly	272	8.9%
3	Monthly	554	18.1%
4	Seasonally	1150	37.5%
5	Annually	8	0.3%
6	Irregularly	405	13.2%
Sysmiss		13	

Warning: these figures indicate the number of cases found in the data file. They cannot be interpreted as summary statistics of the population of interest.

CB05: CB05. Which description most closely matches your own definition of savings?

Information [Type= discrete] [Format=numeric] [Range= 1-4] [Missing=*]

Statistics [NW/ W] [Valid=3065 /-] [Invalid=13 /-]

Value	Label	Cases	Percentage
1	Putting money in a special place or account for the money to	1432	46.7%
2	Putting money aside to stop it being spent immediately	425	13.9%
3	Planning spending so that money lasts through the week or mo	258	8.4%
4	Putting money in an activity or somewhere so that it can yie	950	31.0%
Sysmiss		13	

Warning: these figures indicate the number of cases found in the data file. They cannot be interpreted as summary statistics of the population of interest.

CB06A: CB06A. Saving mechanism used: at home/secret place

Information [Type= discrete] [Format=numeric] [Range= 1-2] [Missing=*]

File : GSEC7_1

CB06A: CB06A. Saving mechanism used: at home/secret place

Statistics [NW/ W] [Valid=3040 /-] [Invalid=38 /-]

Value	Label	Cases	Percentage
1	Yes	1269	<div><div></div></div> 41.7%
2	No	1771	<div><div></div></div> 58.3%
Sysmiss		38	

Warning: these figures indicate the number of cases found in the data file. They cannot be interpreted as summary statistics of the population of interest.

CB06B: CB06B. Saving mechanism used: commercial bank

Information [Type= discrete] [Format=numeric] [Range= 1-2] [Missing=*]

Statistics [NW/ W] [Valid=3042 /-] [Invalid=36 /-]

Value	Label	Cases	Percentage
1	Yes	396	<div><div></div></div> 13.0%
2	No	2646	<div><div></div></div> 87.0%
Sysmiss		36	

Warning: these figures indicate the number of cases found in the data file. They cannot be interpreted as summary statistics of the population of interest.

CB06C: CB06C. Saving mechanism used: microfinance deposit-taking institution (MDI)

Information [Type= discrete] [Format=numeric] [Range= 1-2] [Missing=*]

Statistics [NW/ W] [Valid=3036 /-] [Invalid=42 /-]

Value	Label	Cases	Percentage
1	Yes	44	<div><div></div></div> 1.4%
2	No	2992	<div><div></div></div> 98.6%
Sysmiss		42	

Warning: these figures indicate the number of cases found in the data file. They cannot be interpreted as summary statistics of the population of interest.

CB06D: CB06D. Saving mechanism used: SACCO

Information [Type= discrete] [Format=numeric] [Range= 1-2] [Missing=*]

Statistics [NW/ W] [Valid=3034 /-] [Invalid=44 /-]

Value	Label	Cases	Percentage
1	Yes	189	<div><div></div></div> 6.2%
2	No	2845	<div><div></div></div> 93.8%
Sysmiss		44	

Warning: these figures indicate the number of cases found in the data file. They cannot be interpreted as summary statistics of the population of interest.

CB06E: CB06E. Saving mechanism used: microfinance institution

Information [Type= discrete] [Format=numeric] [Range= 1-2] [Missing=*]

Statistics [NW/ W] [Valid=3029 /-] [Invalid=49 /-]

Value	Label	Cases	Percentage
1	Yes	15	<div><div></div></div> 0.5%
2	No	3014	<div><div></div></div> 99.5%
Sysmiss		49	

Warning: these figures indicate the number of cases found in the data file. They cannot be interpreted as summary statistics of the population of interest.

CB06F: CB06F. Saving mechanism used: VSLA

Information [Type= discrete] [Format=numeric] [Range= 1-2] [Missing=*]

Statistics [NW/ W] [Valid=3042 /-] [Invalid=36 /-]

File : GSEC7_1

CB06F: CB06F. Saving mechanism used: VSLA

Value	Label	Cases	Percentage
1	Yes	1068	<div><div></div></div> 35.1%
2	No	1974	<div><div></div></div> 64.9%
Sysmiss		36	

Warning: these figures indicate the number of cases found in the data file. They cannot be interpreted as summary statistics of the population of interest.

CB06G: CB06G. Saving mechanism used: ROSCA/merry-go-round

Information	[Type= discrete] [Format=numeric] [Range= 1-2] [Missing=*]
Statistics [NW/ W]	[Valid=3038 /-] [Invalid=40 /-]

Value	Label	Cases	Percentage
1	Yes	147	<div><div></div></div> 4.8%
2	No	2891	<div><div></div></div> 95.2%
Sysmiss		40	

Warning: these figures indicate the number of cases found in the data file. They cannot be interpreted as summary statistics of the population of interest.

CB06H: CB06H. Saving mechanism used: mobile money

Information	[Type= discrete] [Format=numeric] [Range= 1-2] [Missing=*]
Statistics [NW/ W]	[Valid=3033 /-] [Invalid=45 /-]

Value	Label	Cases	Percentage
1	Yes	377	<div><div></div></div> 12.4%
2	No	2656	<div><div></div></div> 87.6%
Sysmiss		45	

Warning: these figures indicate the number of cases found in the data file. They cannot be interpreted as summary statistics of the population of interest.

CB06I: CB06I. Saving mechanism used: buying animals

Information	[Type= discrete] [Format=numeric] [Range= 1-2] [Missing=*]
Statistics [NW/ W]	[Valid=3033 /-] [Invalid=45 /-]

Value	Label	Cases	Percentage
1	Yes	291	<div><div></div></div> 9.6%
2	No	2742	<div><div></div></div> 90.4%
Sysmiss		45	

Warning: these figures indicate the number of cases found in the data file. They cannot be interpreted as summary statistics of the population of interest.

CB06J: CB06J. Saving mechanism used: buying other assets

Information	[Type= discrete] [Format=numeric] [Range= 1-2] [Missing=*]
Statistics [NW/ W]	[Valid=3031 /-] [Invalid=47 /-]

Value	Label	Cases	Percentage
1	Yes	87	<div><div></div></div> 2.9%
2	No	2944	<div><div></div></div> 97.1%
Sysmiss		47	

Warning: these figures indicate the number of cases found in the data file. They cannot be interpreted as summary statistics of the population of interest.

CB06X: CB06X. Saving mechanism used: other, specify

Information	[Type= discrete] [Format=numeric] [Range= 1-2] [Missing=*]
Statistics [NW/ W]	[Valid=3036 /-] [Invalid=42 /-]

File : GSEC7_1

CB06X: CB06X. Saving mechanism used: other, specify

Value	Label	Cases	Percentage
1	Yes	24	0.8%
2	No	3012	99.2%
Sysmiss		42	

Warning: these figures indicate the number of cases found in the data file. They cannot be interpreted as summary statistics of the population of interest.

CB06Z: CB06Z. Saving mechanism used: does not save

Information	[Type= discrete] [Format=numeric] [Range= 1-2] [Missing=*]
Statistics [NW/ W]	[Valid=3035 /-] [Invalid=43 /-]

Value	Label	Cases	Percentage
1	Yes	429	14.1%
2	No	2606	85.9%
Sysmiss		43	

Warning: these figures indicate the number of cases found in the data file. They cannot be interpreted as summary statistics of the population of interest.

File : GSEC7_2

hhid: Unique household identifier in 2019/20

Information	[Type= discrete] [Format=character] [Missing=*]
Statistics [NW/ W]	[Valid=46170 /-] [Invalid=0 /-]

IncomeSource: Id in incomeSource

Information	[Type= discrete] [Format=numeric] [Range= 21-48] [Missing=*]
Statistics [NW/ W]	[Valid=46170 /-] [Invalid=0 /-]

Value	Label	Cases	Percentage
21	Net actual rents received from building/property	3078	6.7%
22	Net rent received from land	3078	6.7%
23	Royalties	3078	6.7%
31	Interest received from current account	3078	6.7%
32	Interest from other type of account	3078	6.7%
33	Interest from shares	3078	6.7%
34	Dividends	3078	6.7%
35	Payments from bonds	3078	6.7%
36	Payments from treasury bills	3078	6.7%
41	Pension and life insurance annuity benefits	3078	6.7%
42	Remittances and assistance received locally	3078	6.7%
43	Remittances and assistance received from abroad	3078	6.7%
44	Income from the sale of assets excluding livestock	3078	6.7%
45	Other income	3078	6.7%
48	Family grants under SAGE	3078	6.7%

Warning: these figures indicate the number of cases found in the data file. They cannot be interpreted as summary statistics of the population of interest.

s11q04: S6q4. In the last 12 months, has your hh received any income from [SOURCE]?

Information	[Type= discrete] [Format=numeric] [Range= 1-2] [Missing=*]
Statistics [NW/ W]	[Valid=46170 /-] [Invalid=0 /-]

Value	Label	Cases	Percentage
1	Yes	1685	3.6%
2	No	44485	96.4%

Warning: these figures indicate the number of cases found in the data file. They cannot be interpreted as summary statistics of the population of interest.

s11q05: S6q5. Amount received (in cash) during the past 12 months. CASH - shillings

Information	[Type= continuous] [Format=numeric] [Range= 0-60000000] [Missing=*]
Statistics [NW/ W]	[Valid=1685 /-] [Invalid=44485 /-] [Mean=1236527.482 /-] [StdDev=3570329.849 /-]

s11q06: S6q6. Amount received (in cash) during the past 12 months. In-kind - shillings

Information	[Type= continuous] [Format=numeric] [Range= 0-30000000] [Missing=*]
Statistics [NW/ W]	[Valid=1685 /-] [Invalid=44485 /-] [Mean=202541.543 /-] [StdDev=1126417.681 /-]

s11q06a: S6q6a. Who controls/decides on use of cash/in kind payment from [SOURCE]?-PID 1

Information	[Type= discrete] [Format=numeric] [Range= 1-13] [Missing=*]
Statistics [NW/ W]	[Valid=1685 /-] [Invalid=44485 /-] [Mean=1.377 /-] [StdDev=1.137 /-]

Value	Label	Cases	Percentage
1		1377	81.7%
2		187	11.1%

File : GSEC7_2

s11q06a: S6q6a. Who controls/decides on use of cash/in kind payment from [SOURCE]?-PID 1

Value	Label	Cases	Percentage
3		46	2.7%
4		29	1.7%
5		19	1.1%
6		5	0.3%
7		9	0.5%
8		4	0.2%
9		2	0.1%
10		3	0.2%
11		2	0.1%
12		1	0.1%
13		1	0.1%
Sysmiss		44485	

Warning: these figures indicate the number of cases found in the data file. They cannot be interpreted as summary statistics of the population of interest.

s11q06b: S6q6b. Who controls/decides on use of cash/in kind payment from [SOURCE]?-PID 2

Information	[Type= discrete] [Format=numeric] [Range= 2-17] [Missing=*]
Statistics [NW/ W]	[Valid=605 /-] [Invalid=45565 /-] [Mean=2.878 /-] [StdDev=2.053 /-]

Value	Label	Cases	Percentage
2		453	74.9%
3		43	7.1%
4		28	4.6%
5		24	4.0%
6		19	3.1%
7		10	1.7%
8		5	0.8%
9		10	1.7%
10		1	0.2%
11		4	0.7%
12		2	0.3%
13		5	0.8%
17		1	0.2%
Sysmiss		45565	

Warning: these figures indicate the number of cases found in the data file. They cannot be interpreted as summary statistics of the population of interest.

s11q07: S6q7. What were the common uses for the remittances and assistance received?

Information	[Type= discrete] [Format=numeric] [Range= 1-96] [Missing=*]
Statistics [NW/ W]	[Valid=1159 /-] [Invalid=45011 /-]

Value	Label	Cases	Percentage
1	Buy land	0	
2	Buy livestock	3	0.3%
3	Buy farm tools and implements	1	0.1%
4	Buy farm inputs such as seeds, fertilizer, pesticides	6	0.5%
5	Purchase inputs / working capital for non farm enterprises	12	1.0%
6	Pay for building materials/Buy a house	12	1.0%

File : GSEC7_2

s11q07: S6q7. What were the common uses for the remittances and assistance received?

Value	Label	Cases	Percentage
7	Buy consumption goods and services	793	<div></div> 68.4%
8	Pay for education expenses	252	<div></div> 21.7%
9	Pay for health expenses	68	<div></div> 5.9%
10	Pay for ceremonial expenses	10	<div></div> 0.9%
96	Other (specify)	2	<div></div> 0.2%
Sysmiss		45011	

Warning: these figures indicate the number of cases found in the data file. They cannot be interpreted as summary statistics of the population of interest.

File : GSEC7_4

hhid: Unique household identifier in 2019/20

Information [Type= discrete] [Format=character] [Missing=*]

Statistics [NW/ W] [Valid=8324 /-] [Invalid=0 /-]

PID: PERSON IDENTIFIER in 2019/20

Information [Type= discrete] [Format=numeric] [Range= 1-19] [Missing=*]

Statistics [NW/ W] [Valid=8324 /-] [Invalid=0 /-] [Mean=2.723 /-] [StdDev=2.177 /-]

Value	Label	Cases	Percentage
1		2929	35.2%
2		2216	26.6%
3		1097	13.2%
4		761	9.1%
5		487	5.9%
6		276	3.3%
7		202	2.4%
8		128	1.5%
9		81	1.0%
10		56	0.7%
11		31	0.4%
12		25	0.3%
13		13	0.2%
14		8	0.1%
15		5	0.1%
16		3	0.0%
17		3	0.0%
19		3	0.0%

Warning: these figures indicate the number of cases found in the data file. They cannot be interpreted as summary statistics of the population of interest.

CB12_1: CB12.1. Is %rosteritle% present and available for interview?

Information [Type= discrete] [Format=numeric] [Range= 1-2] [Missing=*]

Statistics [NW/ W] [Valid=8297 /-] [Invalid=27 /-]

Value	Label	Cases	Percentage
1	Yes	4883	58.9%
2	No	3414	41.1%
Sysmiss		27	

Warning: these figures indicate the number of cases found in the data file. They cannot be interpreted as summary statistics of the population of interest.

CB12: CB12. Has [NAME] borrowed or got money in the last 12 months to be paid back lat

Information [Type= discrete] [Format=numeric] [Range= 1-2] [Missing=*]



Statistics [NW/ W] [Valid=4883 /-] [Invalid=3441 /-]

Value	Label	Cases	Percentage
1	Yes	1328	27.2%
2	No	3555	72.8%
Sysmiss		3441	



Warning: these figures indicate the number of cases found in the data file. They cannot be interpreted as summary statistics of the population of interest.

File : GSEC7_4



CB13: CB13. Has [NAME] borrowed or got goods on credit in the last 12 months?

Information	[Type= discrete] [Format=numeric] [Range= 1-2] [Missing=*]		
Statistics [NW/ W]	[Valid=4883 /-] [Invalid=3441 /-]		
Value	Label	Cases	Percentage
1	Yes	508	 10.4%
2	No	4375	 89.6%
Sysmiss		3441	
<i>Warning: these figures indicate the number of cases found in the data file. They cannot be interpreted as summary statistics of the population of interest.</i>			



CB14a: CB14a. Has [NAME] been paying back money in the last 12 months?

Information	[Type= discrete] [Format=numeric] [Range= 1-2] [Missing=*]		
Statistics [NW/ W]	[Valid=4883 /-] [Invalid=3441 /-]		
Value	Label	Cases	Percentage
1	Yes	996	 20.4%
2	No	3887	 79.6%
Sysmiss		3441	
<i>Warning: these figures indicate the number of cases found in the data file. They cannot be interpreted as summary statistics of the population of interest.</i>			


CB14b: CB14b. Has [NAME] been paying back goods in the last 12 months?

Information	[Type= discrete] [Format=numeric] [Range= 1-2] [Missing=*]		
Statistics [NW/ W]	[Valid=4883 /-] [Invalid=3441 /-]		
Value	Label	Cases	Percentage
1	Yes	428	 8.8%
2	No	4455	 91.2%
Sysmiss		3441	
<i>Warning: these figures indicate the number of cases found in the data file. They cannot be interpreted as summary statistics of the population of interest.</i>			

CB15A: CB15A. [NAME] has from financial institutions, group or org: personal loan

Information	[Type= discrete] [Format=numeric] [Range= 1-2] [Missing=*]		
Statistics [NW/ W]	[Valid=1561 /-] [Invalid=6763 /-]		
Value	Label	Cases	Percentage
1	Yes	894	 57.3%
2	No	667	 42.7%
Sysmiss		6763	
<i>Warning: these figures indicate the number of cases found in the data file. They cannot be interpreted as summary statistics of the population of interest.</i>			

CB15B: CB15B. [NAME] has from financial institutions, group or org: credit card

Information	[Type= discrete] [Format=numeric] [Range= 1-2] [Missing=*]		
Statistics [NW/ W]	[Valid=1539 /-] [Invalid=6785 /-]		
Value	Label	Cases	Percentage
1	Yes	1	0.1%
2	No	1538	 99.9%
Sysmiss		6785	
<i>Warning: these figures indicate the number of cases found in the data file. They cannot be interpreted as summary statistics of the population of interest.</i>			

CB15C: CB15C. [NAME] has from financial institutions, group or org: overdraft

Information	[Type= discrete] [Format=numeric] [Range= 1-2] [Missing=*]		
--------------------	--	--	--

File : GSEC7_4

CB15C: CB15C. [NAME] has from financial institutions, group or org: overdraft

Statistics [NW/ W] [Valid=1538 /-] [Invalid=6786 /-]

Value	Label	Cases	Percentage
1	Yes	0	
2	No	1538	<div><div></div></div> 100.0%
Sysmiss		6786	

Warning: these figures indicate the number of cases found in the data file. They cannot be interpreted as summary statistics of the population of interest.

CB15D: CB15D. [NAME] has from financial institutions, group or org: mortgage/lease

Information [Type= discrete] [Format=numeric] [Range= 1-2] [Missing=*]

Statistics [NW/ W] [Valid=1532 /-] [Invalid=6792 /-]

Value	Label	Cases	Percentage
1	Yes	0	
2	No	1532	<div><div></div></div> 100.0%
Sysmiss		6792	

Warning: these figures indicate the number of cases found in the data file. They cannot be interpreted as summary statistics of the population of interest.

CB15E: CB15E. [NAME] has from financial institutions, group or org: hire purchase

Information [Type= discrete] [Format=numeric] [Range= 1-2] [Missing=*]

Statistics [NW/ W] [Valid=1537 /-] [Invalid=6787 /-]

Value	Label	Cases	Percentage
1	Yes	1	0.1%
2	No	1536	<div><div></div></div> 99.9%
Sysmiss		6787	

Warning: these figures indicate the number of cases found in the data file. They cannot be interpreted as summary statistics of the population of interest.

CB15F: CB15F. [NAME] has from financial institutions, group or org: services on credit

Information [Type= discrete] [Format=numeric] [Range= 1-2] [Missing=*]

Statistics [NW/ W] [Valid=1539 /-] [Invalid=6785 /-]

Value	Label	Cases	Percentage
1	Yes	51	<div><div></div></div> 3.3%
2	No	1488	<div><div></div></div> 96.7%
Sysmiss		6785	

Warning: these figures indicate the number of cases found in the data file. They cannot be interpreted as summary statistics of the population of interest.

CB15G: CB15G. [NAME] has from financial institutions, group or org: goods on credit

Information [Type= discrete] [Format=numeric] [Range= 1-2] [Missing=*]

Statistics [NW/ W] [Valid=1543 /-] [Invalid=6781 /-]

Value	Label	Cases	Percentage
1	Yes	344	<div><div></div></div> 22.3%
2	No	1199	<div><div></div></div> 77.7%
Sysmiss		6781	

Warning: these figures indicate the number of cases found in the data file. They cannot be interpreted as summary statistics of the population of interest.

CB15H: CB15H. [NAME] has from financial instit, group or org: money owed to money lender

Information [Type= discrete] [Format=numeric] [Range= 1-2] [Missing=*]

Statistics [NW/ W] [Valid=1538 /-] [Invalid=6786 /-]

File : GSEC7_4

CB15H: CB15H. [NAME] has from financial instit, group or org: money owed to money lende

Value	Label	Cases	Percentage
1	Yes	69	<div><div></div></div> 4.5%
2	No	1469	<div><div></div></div> 95.5%
Sysmiss		6786	

Warning: these figures indicate the number of cases found in the data file. They cannot be interpreted as summary statistics of the population of interest.

CB15I: CB15I. [NAME] has from financial instit, group or org: money owed to family memb

Information	[Type= discrete] [Format=numeric] [Range= 1-2] [Missing=*]
Statistics [NW/ W]	[Valid=1537 /-] [Invalid=6787 /-]

Value	Label	Cases	Percentage
1	Yes	46	<div><div></div></div> 3.0%
2	No	1491	<div><div></div></div> 97.0%
Sysmiss		6787	

Warning: these figures indicate the number of cases found in the data file. They cannot be interpreted as summary statistics of the population of interest.

CB15J: CB15J. [NAME] has from financial instit, group or org: money owed to friends

Information	[Type= discrete] [Format=numeric] [Range= 1-2] [Missing=*]
Statistics [NW/ W]	[Valid=1536 /-] [Invalid=6788 /-]

Value	Label	Cases	Percentage
1	Yes	223	<div><div></div></div> 14.5%
2	No	1313	<div><div></div></div> 85.5%
Sysmiss		6788	

Warning: these figures indicate the number of cases found in the data file. They cannot be interpreted as summary statistics of the population of interest.

CB15K: CB15K. [NAME] has from financial instit, group or org: money from employer

Information	[Type= discrete] [Format=numeric] [Range= 1-2] [Missing=*]
Statistics [NW/ W]	[Valid=1534 /-] [Invalid=6790 /-]

Value	Label	Cases	Percentage
1	Yes	2	<div><div></div></div> 0.1%
2	No	1532	<div><div></div></div> 99.9%
Sysmiss		6790	

Warning: these figures indicate the number of cases found in the data file. They cannot be interpreted as summary statistics of the population of interest.

CB15X: CB15X. [NAME] has from financial institutions, group or org: other, specify

Information	[Type= discrete] [Format=numeric] [Range= 1-2] [Missing=*]
Statistics [NW/ W]	[Valid=1532 /-] [Invalid=6792 /-]

Value	Label	Cases	Percentage
1	Yes	46	<div><div></div></div> 3.0%
2	No	1486	<div><div></div></div> 97.0%
Sysmiss		6792	



Warning: these figures indicate the number of cases found in the data file. They cannot be interpreted as summary statistics of the population of interest.

CB16__1: CB16_1. Source of current loan/savings: commercial bank

Information	[Type= discrete] [Format=numeric] [Range= 1-2] [Missing=*]
Statistics [NW/ W]	[Valid=1467 /-] [Invalid=6857 /-]

File : GSEC7_4



CB16__1: CB16_1. Source of current loan/savings: commercial bank

Value	Label	Cases	Percentage
1	Yes	101	 6.9%
2	No	1366	 93.1%
Sysmiss		6857	

Warning: these figures indicate the number of cases found in the data file. They cannot be interpreted as summary statistics of the population of interest.

CB16__2: CB16_2. Source of current loan/savings: savings club

Information	[Type= discrete] [Format=numeric] [Range= 1-2] [Missing=*]
Statistics [NW/ W]	[Valid=1467 /-] [Invalid=6857 /-]

Value	Label	Cases	Percentage
1	Yes	56	 3.8%
2	No	1411	 96.2%
Sysmiss		6857	

Warning: these figures indicate the number of cases found in the data file. They cannot be interpreted as summary statistics of the population of interest.

CB16__3: CB16_3. Source of current loan/savings: credit institutions

Information	[Type= discrete] [Format=numeric] [Range= 1-2] [Missing=*]
Statistics [NW/ W]	[Valid=1467 /-] [Invalid=6857 /-]

Value	Label	Cases	Percentage
1	Yes	41	 2.8%
2	No	1426	 97.2%
Sysmiss		6857	

Warning: these figures indicate the number of cases found in the data file. They cannot be interpreted as summary statistics of the population of interest.

CB16__4: CB16_4. Source of current loan/savings: ROSCAs



Information	[Type= discrete] [Format=numeric] [Range= 1-2] [Missing=*]
Statistics [NW/ W]	[Valid=1467 /-] [Invalid=6857 /-]

Value	Label	Cases	Percentage
1	Yes	15	 1.0%
2	No	1452	 99.0%
Sysmiss		6857	

Warning: these figures indicate the number of cases found in the data file. They cannot be interpreted as summary statistics of the population of interest.

CB16__5: CB16_5. Source of current loan/savings: MDI

Information	[Type= discrete] [Format=numeric] [Range= 1-2] [Missing=*]
Statistics [NW/ W]	[Valid=1467 /-] [Invalid=6857 /-]

Value	Label	Cases	Percentage
1	Yes	10	 0.7%
2	No	1457	 99.3%
Sysmiss		6857	

Warning: these figures indicate the number of cases found in the data file. They cannot be interpreted as summary statistics of the population of interest.

CB16__6: CB16_6. Source of current loan/savings: Welfare fund

Information	[Type= discrete] [Format=numeric] [Range= 1-2] [Missing=*]
Statistics [NW/ W]	[Valid=1467 /-] [Invalid=6857 /-]

File : GSEC7_4

CB16__6: CB16_6. Source of current loan/savings: Welfare fund

Value	Label	Cases	Percentage
1	Yes	2	0.1%
2	No	1465	99.9%
Sysmiss		6857	

Warning: these figures indicate the number of cases found in the data file. They cannot be interpreted as summary statistics of the population of interest.

CB16__7: CB16_7. Source of current loan/savings: SACCOs

Information	[Type= discrete] [Format=numeric] [Range= 1-2] [Missing=*]
Statistics [NW/ W]	[Valid=1467 /-] [Invalid=6857 /-]

Value	Label	Cases	Percentage
1	Yes	96	6.5%
2	No	1371	93.5%
Sysmiss		6857	

Warning: these figures indicate the number of cases found in the data file. They cannot be interpreted as summary statistics of the population of interest.

CB16__8: CB16_8. Source of current loan/savings: investment club

Information	[Type= discrete] [Format=numeric] [Range= 1-2] [Missing=*]
Statistics [NW/ W]	[Valid=1467 /-] [Invalid=6857 /-]

Value	Label	Cases	Percentage
1	Yes	2	0.1%
2	No	1465	99.9%
Sysmiss		6857	

Warning: these figures indicate the number of cases found in the data file. They cannot be interpreted as summary statistics of the population of interest.

CB16__9: CB16_9. Source of current loan/savings: NGOs

Information	[Type= discrete] [Format=numeric] [Range= 1-2] [Missing=*]
Statistics [NW/ W]	[Valid=1467 /-] [Invalid=6857 /-]

Value	Label	Cases	Percentage
1	Yes	4	0.3%
2	No	1463	99.7%
Sysmiss		6857	

Warning: these figures indicate the number of cases found in the data file. They cannot be interpreted as summary statistics of the population of interest.

CB16__10: CB16_10. Source of current loan/savings: burial societies

Information	[Type= discrete] [Format=numeric] [Range= 1-2] [Missing=*]
Statistics [NW/ W]	[Valid=1467 /-] [Invalid=6857 /-]

Value	Label	Cases	Percentage
1	Yes	4	0.3%
2	No	1463	99.7%
Sysmiss		6857	

Warning: these figures indicate the number of cases found in the data file. They cannot be interpreted as summary statistics of the population of interest.

CB16__11: CB16_11. Source of current loan/savings: ASCAs

Information	[Type= discrete] [Format=numeric] [Range= 1-2] [Missing=*]
Statistics [NW/ W]	[Valid=1467 /-] [Invalid=6857 /-]

File : GSEC7_4

CB16__11: CB16_11. Source of current loan/savings: ASCAs

Value	Label	Cases	Percentage
1	Yes	2	0.1%
2	No	1465	99.9%
Sysmiss		6857	

Warning: these figures indicate the number of cases found in the data file. They cannot be interpreted as summary statistics of the population of interest.

CB16__12: CB16_12. Source of current loan/savings: MFIs

Information	[Type= discrete] [Format=numeric] [Range= 1-2] [Missing=*]
Statistics [NW/ W]	[Valid=1467 /-] [Invalid=6857 /-]

Value	Label	Cases	Percentage
1	Yes	16	1.1%
2	No	1451	98.9%
Sysmiss		6857	

Warning: these figures indicate the number of cases found in the data file. They cannot be interpreted as summary statistics of the population of interest.

CB16__13: CB16_13. Source of current loan/savings: VSLAs

Information	[Type= discrete] [Format=numeric] [Range= 1-2] [Missing=*]
Statistics [NW/ W]	[Valid=1467 /-] [Invalid=6857 /-]

Value	Label	Cases	Percentage
1	Yes	645	44.0%
2	No	822	56.0%
Sysmiss		6857	

Warning: these figures indicate the number of cases found in the data file. They cannot be interpreted as summary statistics of the population of interest.

CB16__14: CB16_14. Source of current loan/savings: Mobile money

Information	[Type= discrete] [Format=numeric] [Range= 1-2] [Missing=*]
Statistics [NW/ W]	[Valid=1467 /-] [Invalid=6857 /-]

Value	Label	Cases	Percentage
1	Yes	11	0.7%
2	No	1456	99.3%
Sysmiss		6857	

Warning: these figures indicate the number of cases found in the data file. They cannot be interpreted as summary statistics of the population of interest.

CB16__15: CB16_15. Source of current loan/savings: Shop

Information	[Type= discrete] [Format=numeric] [Range= 1-2] [Missing=*]
Statistics [NW/ W]	[Valid=1467 /-] [Invalid=6857 /-]

Value	Label	Cases	Percentage
1	Yes	341	23.2%
2	No	1126	76.8%
Sysmiss		6857	

Warning: these figures indicate the number of cases found in the data file. They cannot be interpreted as summary statistics of the population of interest.

CB16__97: CB16_96. Source of current loan/savings: None

Information	[Type= discrete] [Format=numeric] [Range= 1-2] [Missing=*]
Statistics [NW/ W]	[Valid=1467 /-] [Invalid=6857 /-]

File : GSEC7_4

CB16__97: CB16_96. Source of current loan/savings: None

Value	Label	Cases	Percentage
1	Yes	14	1.0%
2	No	1453	99.0%
Sysmiss		6857	

Warning: these figures indicate the number of cases found in the data file. They cannot be interpreted as summary statistics of the population of interest.

CB16__96: CB16_97. Source of current loan/savings: Others

Information	[Type= discrete] [Format=numeric] [Range= 1-2] [Missing=*]
Statistics [NW/ W]	[Valid=1467 /-] [Invalid=6857 /-]

Value	Label	Cases	Percentage
1	Yes	254	17.3%
2	No	1213	82.7%
Sysmiss		6857	

Warning: these figures indicate the number of cases found in the data file. They cannot be interpreted as summary statistics of the population of interest.

CB17: CB17. What was the main reason for seeking the loan/credit?

Information	[Type= discrete] [Format=numeric] [Range= 1-96] [Missing=*]
Statistics [NW/ W]	[Valid=1467 /-] [Invalid=6857 /-]

Value	Label	Cases	Percentage
1	Buy land	39	2.7%
2	Buy livestock	21	1.4%
3	Buy farm tools and implements	52	3.5%
4	Buy farm inputs	100	6.8%
5	Purchase inputs/ working capital for non-farm enterprises	203	13.8%
6	Pay for building materials (To buy house)	55	3.7%
7	Buy consumption goods and services	459	31.3%
8	To pay educ. Expenses	321	21.9%
9	Pay for health expenses	141	9.6%
10	Pay for ceremonial expenses	36	2.5%
96	Other (specify)	40	2.7%
Sysmiss		6857	

Warning: these figures indicate the number of cases found in the data file. They cannot be interpreted as summary statistics of the population of interest.

CB24A: CB24A. [NAME] conducts transaction at mobile money point: cash withdrawals

Information	[Type= discrete] [Format=numeric] [Range= 1-2] [Missing=*]
Statistics [NW/ W]	[Valid=4864 /-] [Invalid=3460 /-]

Value	Label	Cases	Percentage
1	Yes	1685	34.6%
2	No	3179	65.4%
Sysmiss		3460	

Warning: these figures indicate the number of cases found in the data file. They cannot be interpreted as summary statistics of the population of interest.

CB24B: CB24B. [NAME] conducts transaction at mobile money point: cash deposits

Information	[Type= discrete] [Format=numeric] [Range= 1-2] [Missing=*]
Statistics [NW/ W]	[Valid=4861 /-] [Invalid=3463 /-]

File : GSEC7_4

CB24B: CB24B. [NAME] conducts transaction at mobile money point: cash deposits

Value	Label	Cases	Percentage
1	Yes	1166	<div><div></div></div> 24.0%
2	No	3695	<div><div></div></div> 76.0%
Sysmiss		3463	

Warning: these figures indicate the number of cases found in the data file. They cannot be interpreted as summary statistics of the population of interest.

CB24C: CB24C. [NAME] conducts transaction at mobile money point: cash transfers

Information	[Type= discrete] [Format=numeric] [Range= 1-2] [Missing=*]
Statistics [NW/ W]	[Valid=4860 /-] [Invalid=3464 /-]

Value	Label	Cases	Percentage
1	Yes	189	<div><div></div></div> 3.9%
2	No	4671	<div><div></div></div> 96.1%
Sysmiss		3464	

Warning: these figures indicate the number of cases found in the data file. They cannot be interpreted as summary statistics of the population of interest.

CB24D: CB24D. [NAME] conducts transaction at mobile money point: school fees payments

Information	[Type= discrete] [Format=numeric] [Range= 1-2] [Missing=*]
Statistics [NW/ W]	[Valid=4854 /-] [Invalid=3470 /-]

Value	Label	Cases	Percentage
1	Yes	81	<div><div></div></div> 1.7%
2	No	4773	<div><div></div></div> 98.3%
Sysmiss		3470	

Warning: these figures indicate the number of cases found in the data file. They cannot be interpreted as summary statistics of the population of interest.

CB24E: CB24E. [NAME] conducts transaction at mobile money point: utility payments

Information	[Type= discrete] [Format=numeric] [Range= 1-2] [Missing=*]
Statistics [NW/ W]	[Valid=4860 /-] [Invalid=3464 /-]

Value	Label	Cases	Percentage
1	Yes	226	<div><div></div></div> 4.7%
2	No	4634	<div><div></div></div> 95.3%
Sysmiss		3464	

Warning: these figures indicate the number of cases found in the data file. They cannot be interpreted as summary statistics of the population of interest.

CB24F: CB24F. [NAME] conducts transaction at mobile money point: purchase of air time

Information	[Type= discrete] [Format=numeric] [Range= 1-2] [Missing=*]
Statistics [NW/ W]	[Valid=4863 /-] [Invalid=3461 /-]

Value	Label	Cases	Percentage
1	Yes	1592	<div><div></div></div> 32.7%
2	No	3271	<div><div></div></div> 67.3%
Sysmiss		3461	

Warning: these figures indicate the number of cases found in the data file. They cannot be interpreted as summary statistics of the population of interest.

CB24G: CB24G. [NAME] conducts transaction at mobile money point: western union

Information	[Type= discrete] [Format=numeric] [Range= 1-2] [Missing=*]
Statistics [NW/ W]	[Valid=4851 /-] [Invalid=3473 /-]

File : GSEC7_4

CB24G: CB24G. [NAME] conducts transaction at mobile money point: western union

Value	Label	Cases	Percentage
1	Yes	2	0.0%
2	No	4849	100.0%
Sysmiss		3473	

Warning: these figures indicate the number of cases found in the data file. They cannot be interpreted as summary statistics of the population of interest.

CB24H: CB24H. [NAME] conducts transaction at mobile money point: mobile banking

Information	[Type= discrete] [Format=numeric] [Range= 1-2] [Missing=*]
Statistics [NW/ W]	[Valid=4850 /-] [Invalid=3474 /-]

Value	Label	Cases	Percentage
1	Yes	56	1.2%
2	No	4794	98.8%
Sysmiss		3474	

Warning: these figures indicate the number of cases found in the data file. They cannot be interpreted as summary statistics of the population of interest.

CB24I: CB24I. [NAME] conducts transaction at mobile money point: goods/services payment

Information	[Type= discrete] [Format=numeric] [Range= 1-2] [Missing=*]
Statistics [NW/ W]	[Valid=4850 /-] [Invalid=3474 /-]

Value	Label	Cases	Percentage
1	Yes	80	1.6%
2	No	4770	98.4%
Sysmiss		3474	

Warning: these figures indicate the number of cases found in the data file. They cannot be interpreted as summary statistics of the population of interest.

CB24J: CB24J. [NAME] conducts transaction at mobile money point: send money

Information	[Type= discrete] [Format=numeric] [Range= 1-2] [Missing=*]
Statistics [NW/ W]	[Valid=4861 /-] [Invalid=3463 /-]

Value	Label	Cases	Percentage
1	Yes	1873	38.5%
2	No	2988	61.5%
Sysmiss		3463	

Warning: these figures indicate the number of cases found in the data file. They cannot be interpreted as summary statistics of the population of interest.

CB24K: CB24K. [NAME] conducts transaction at mobile money point: receive money

Information	[Type= discrete] [Format=numeric] [Range= 1-2] [Missing=*]
Statistics [NW/ W]	[Valid=4864 /-] [Invalid=3460 /-]

Value	Label	Cases	Percentage
1	Yes	2400	49.3%
2	No	2464	50.7%
Sysmiss		3460	

Warning: these figures indicate the number of cases found in the data file. They cannot be interpreted as summary statistics of the population of interest.

CB24M: CB24M. [NAME] conducts transaction at mobile money point: receive wage/salary

Information	[Type= discrete] [Format=numeric] [Range= 1-2] [Missing=*]
Statistics [NW/ W]	[Valid=4848 /-] [Invalid=3476 /-]

File : GSEC7_4**# CB24M: CB24M. [NAME] conducts transaction at mobile money point: receive wage/salary**

Value	Label	Cases	Percentage
1	Yes	71	1.5%
2	No	4777	98.5%
Sysmiss		3476	

Warning: these figures indicate the number of cases found in the data file. They cannot be interpreted as summary statistics of the population of interest.

CB24X: CB24X. [NAME] conducts transaction at mobile money point: other, specify

Information	[Type= discrete] [Format=numeric] [Range= 1-2] [Missing=*]
Statistics [NW/ W]	[Valid=4848 /-] [Invalid=3476 /-]

Value	Label	Cases	Percentage
1	Yes	3	0.1%
2	No	4845	99.9%
Sysmiss		3476	

Warning: these figures indicate the number of cases found in the data file. They cannot be interpreted as summary statistics of the population of interest.

File : GSEC8

hhid: Unique household identifier in 2019/20

Information	[Type= discrete] [Format=character] [Missing=*]
Statistics [NW/ W]	[Valid=11193 /-] [Invalid=0 /-]

PID: PERSON IDENTIFIER in 2019/20

Information	[Type= continuous] [Format=numeric] [Range= 1-22] [Missing=*]
Statistics [NW/ W]	[Valid=11193 /-] [Invalid=0 /-] [Mean=3.308 /-] [StdDev=2.418 /-]

s8q02: 2. IS [NAME] ANSWERING FOR HIMSELF OR HERSELF ?

Information	[Type= discrete] [Format=numeric] [Range= 1-2] [Missing=*]
Statistics [NW/ W]	[Valid=11193 /-] [Invalid=0 /-]

Value	Label	Cases	Percentage
1	Yes	4517	40.4%
2	No	6676	59.6%

Warning: these figures indicate the number of cases found in the data file. They cannot be interpreted as summary statistics of the population of interest.

s8q03: 3. WHAT IS THE ID CODE OF THE PERSON RESPONDING FOR [NAME]?

Information	[Type= discrete] [Format=numeric] [Range= 1-13] [Missing=*]
Statistics [NW/ W]	[Valid=6676 /-] [Invalid=4517 /-] [Mean=2.021 /-] [StdDev=1.646 /-]

Value	Label	Cases	Percentage
1		3087	46.2%
2		2491	37.3%
3		343	5.1%
4		281	4.2%
5		168	2.5%
6		86	1.3%
7		88	1.3%
8		38	0.6%
9		32	0.5%
10		20	0.3%
11		16	0.2%
12		10	0.1%
13		16	0.2%
Sysmiss		4517	

Warning: these figures indicate the number of cases found in the data file. They cannot be interpreted as summary statistics of the population of interest.

s8q04: 4. Did [NAME] work for wage,salary,commission or any payment in kind

Information	[Type= discrete] [Format=numeric] [Range= 1-2] [Missing=*]
Statistics [NW/ W]	[Valid=11193 /-] [Invalid=0 /-]

Value	Label	Cases	Percentage
1	Yes	1635	14.6%
2	No	9558	85.4%

Warning: these figures indicate the number of cases found in the data file. They cannot be interpreted as summary statistics of the population of interest.

s8q06: 6. Did [NAME] run a business of any size, for themself

Information	[Type= discrete] [Format=numeric] [Range= 1-2] [Missing=*]
Statistics [NW/ W]	[Valid=11193 /-] [Invalid=0 /-]

File : GSEC8

s8q06: 6. Did [NAME] run a business of any size, for themself

Value	Label	Cases	Percentage
1	Yes	1246	<div><div></div></div> 11.1%
2	No	9947	<div><div></div></div> 88.9%

Warning: these figures indicate the number of cases found in the data file. They cannot be interpreted as summary statistics of the population of interest.

s8q08: 8. Did [NAME] help without being paid in household business

Information	[Type= discrete] [Format=numeric] [Range= 1-2] [Missing=*]
Statistics [NW/ W]	[Valid=11193 /-] [Invalid=0 /-]

Value	Label	Cases	Percentage
1	Yes	126	<div><div></div></div> 1.1%
2	No	11067	<div><div></div></div> 98.9%

Warning: these figures indicate the number of cases found in the data file. They cannot be interpreted as summary statistics of the population of interest.

s8q10: 10. was [NAME] an apprentice?

Information	[Type= discrete] [Format=numeric] [Range= 1-2] [Missing=*]
Statistics [NW/ W]	[Valid=11193 /-] [Invalid=0 /-]

Value	Label	Cases	Percentage
1	Yes	59	<div><div></div></div> 0.5%
2	No	11134	<div><div></div></div> 99.5%

Warning: these figures indicate the number of cases found in the data file. They cannot be interpreted as summary statistics of the population of interest.

s8q12: 12. Did [NAME] work on this household's farm?

Information	[Type= discrete] [Format=numeric] [Range= 1-2] [Missing=*]
Statistics [NW/ W]	[Valid=11193 /-] [Invalid=0 /-]

Value	Label	Cases	Percentage
1	Yes	5025	<div><div></div></div> 44.9%
2	No	6168	<div><div></div></div> 55.1%

Warning: these figures indicate the number of cases found in the data file. They cannot be interpreted as summary statistics of the population of interest.

s8q14: Among the answers to 4,6,8,10 and 12,is there a "YES"?

Information	[Type= discrete] [Format=numeric] [Range= 1-2] [Missing=*]
Statistics [NW/ W]	[Valid=11193 /-] [Invalid=0 /-]

Value	Label	Cases	Percentage
1	Yes	6924	<div><div></div></div> 61.9%
2	No	4269	<div><div></div></div> 38.1%

Warning: these figures indicate the number of cases found in the data file. They cannot be interpreted as summary statistics of the population of interest.

s8q15: 15. Even if didn't work, did [NAME] have a job or business will return to?

Information	[Type= discrete] [Format=numeric] [Range= 1-2] [Missing=*]
Statistics [NW/ W]	[Valid=10914 /-] [Invalid=279 /-]

Value	Label	Cases	Percentage
1	Yes	1333	<div><div></div></div> 12.2%
2	No	9581	<div><div></div></div> 87.8%
Sysmiss		279	

Warning: these figures indicate the number of cases found in the data file. They cannot be interpreted as summary statistics of the population of interest.

File : GSEC8

s8q16: 16. In the last four weeks, was [NAME] looking for any kind of job?

Information	[Type= discrete] [Format=numeric] [Range= 1-2] [Missing=*]		
Statistics [NW/ W]	[Valid=3504 /-] [Invalid=7689 /-]		
Value	Label	Cases	Percentage
1	Yes	124	3.5%
2	No	3380	96.5%
Sysmiss		7689	

Warning: these figures indicate the number of cases found in the data file. They cannot be interpreted as summary statistics of the population of interest.

s8q17ab: 17ab. What did [NAME] do to look for work?

Information	[Type= discrete] [Format=numeric] [Range= 1-4] [Missing=*]		
Statistics [NW/ W]	[Valid=124 /-] [Invalid=11069 /-]		
Value	Label	Cases	Percentage
1	Registered with a recruitment agency	4	3.2%
2	Replied to advertisements in newspapers, posters or internet	10	8.1%
3	Inquiring from persons with public or private sector job con	106	85.5%
4	Other (Specify)	4	3.2%
Sysmiss		11069	

Warning: these figures indicate the number of cases found in the data file. They cannot be interpreted as summary statistics of the population of interest.

s8q17: 17. In the last four weeks, was [NAME] trying to start any kind of business?

Information	[Type= discrete] [Format=numeric] [Range= 1-2] [Missing=*]		
Statistics [NW/ W]	[Valid=3504 /-] [Invalid=7689 /-]		
Value	Label	Cases	Percentage
1	Yes	17	0.5%
2	No	3487	99.5%
Sysmiss		7689	

Warning: these figures indicate the number of cases found in the data file. They cannot be interpreted as summary statistics of the population of interest.

s8q18: 18. What best describes [NAME]'s situation at this time?

Information	[Type= discrete] [Format=numeric] [Range= 1-8] [Missing=*]		
Statistics [NW/ W]	[Valid=3487 /-] [Invalid=7706 /-]		
Value	Label	Cases	Percentage
1	Ill/sick	185	5.3%
2	Disabled	66	1.9%
3	In school	1926	55.2%
4	Taking care of house or family	726	20.8%
5	Retired	66	1.9%
6	Waiting for reply from employer	87	2.5%
7	Waiting for busy season	211	6.1%
8	Other	220	6.3%
Sysmiss		7706	

Warning: these figures indicate the number of cases found in the data file. They cannot be interpreted as summary statistics of the population of interest.

s8q19a: 19a. What kind of work does [NAME] usually do in the (main) job/business?

Information	[Type= discrete] [Format=character] [Missing=*]
--------------------	---

File : GSEC8

s8q19a: 19a. What kind of work does [NAME] usually do in the (main) job/business?

Statistics [NW/ W] [Valid=7689 /-] [Invalid=0 /-]

h8q19b_oneDigit: Main Category- ISCO code

Information [Type= discrete] [Format=numeric] [Range= 0-9] [Missing=*]

Statistics [NW/ W] [Valid=7689 /-] [Invalid=3504 /-]

Value	Label	Cases	Percentage
0	Armed forces occupations	17	0.2%
1	Managers	28	0.4%
2	Professionals	248	3.2%
3	Technicians and associate professionals	67	0.9%
4	Clerical support workers	20	0.3%
5	Service and sales workers	852	11.1%
6	Skilled agricultural, forestry and fishery workers	5083	66.1%
7	Craft and related trades workers	254	3.3%
8	Plant and machine operators and assemblers	168	2.2%
9	Elementary occupations	952	12.4%
Sysmiss		3504	

Warning: these figures indicate the number of cases found in the data file. They cannot be interpreted as summary statistics of the population of interest.

h8q19b_twoDigit: SubCategory Level1 - ISCO code

Information [Type= discrete] [Format=numeric] [Range= 11-993] [Missing=*]

Statistics [NW/ W] [Valid=7689 /-] [Invalid=3504 /-]

Value	Label	Cases	Percentage
11	Chief executives, senior officials and legislators	5	0.1%
12	Administrative and commercial managers	17	0.2%
13	Production and specialized services managers	4	0.1%
14	Hospitality, retail and other services managers	2	0.0%
21	Science and engineering professionals	5	0.1%
22	Health professionals	30	0.4%
23	Teaching professionals	189	2.5%
24	Business and administration professionals	16	0.2%
25	Information and communications technology professionals	2	0.0%
26	Legal, social and cultural professionals	6	0.1%
31	Science and engineering associate professionals	24	0.3%
32	Health associate professionals	20	0.3%
33	Business and administration associate professionals	6	0.1%
34	Legal, social, cultural and related associate professionals	9	0.1%
35	Information and communications technicians	8	0.1%
41	General and keyboard clerks	7	0.1%
42	Customer services clerks	3	0.0%
43	Numerical and material recording clerks	5	0.1%
44	Other clerical support workers	5	0.1%
51	Personal service workers	172	2.2%
52	Sales workers	653	8.5%
53	Personal care workers	4	0.1%

File : GSEC8

h8q19b_twoDigit: SubCategory Level1 - ISCO code

Value	Label	Cases	Percentage
54	Protective services workers	23	0.3%
61	Market-oriented skilled agricultural workers	1065	13.9%
62	Market-oriented skilled forestry, fishery and hunting worker	21	0.3%
63	Subsistence farmers, fishers, hunters and gatherers	3997	52.0%
71	Building and related trades workers, excluding electricians	81	1.1%
72	Metal, machinery and related trades workers	61	0.8%
73	Handicraft and printing workers	34	0.4%
74	Electrical and electronic trades workers	8	0.1%
75	Food processing, wood working, garment and other craft and r	70	0.9%
81	Stationary plant and machine operators	15	0.2%
82	Assemblers	2	0.0%
83	Drivers and mobile plant operators	151	2.0%
91	Cleaners and helpers	90	1.2%
92	Agricultural, forestry and fishery labourers	499	6.5%
93	Labourers in mining, construction, manufacturing and transpo	186	2.4%
94	Food preparation assistants	35	0.5%
95	Street and related sales and service workers	25	0.3%
96	Refuse workers and other elementary workers	117	1.5%
991	Commissioned armed forces officers	2	0.0%
992	Non-commissioned armed forces officers	7	0.1%
993	Armed forces occupations, other ranks	8	0.1%
Sysmiss		3504	

Warning: these figures indicate the number of cases found in the data file. They cannot be interpreted as summary statistics of the population of interest.

h8q19b_threeDigit: SubCategory Level2 - ISCO code

Information	[Type= discrete] [Format=numeric] [Range= 111-9931] [Missing=*]		
Statistics [NW/ W]	[Valid=7689 /-] [Invalid=3504 /-]		
Value	Label	Cases	Percentage
111	Legislators and senior officials	5	0.1%
112	Managing directors and chief executives	2	0.0%
121	Business services and administration managers	12	0.2%
122	Sales, marketing and development managers	3	0.0%
131	Production managers in agriculture, forestry and fisheries	2	0.0%
132	Manufacturing, mining, construction, and distribution manage	1	0.0%
133	Information and communications technology service managers	0	
134	Professional services managers	1	0.0%
141	Hotel and restaurant managers	1	0.0%
142	Retail and wholesale trade managers	1	0.0%
143	Other services managers	0	
211	Physical and earth science professionals	0	
212	Mathematicians, actuaries and statisticians	0	
213	Life science professionals	1	0.0%
214	Engineering professionals (excluding electrotechnology)	2	0.0%
215	Electrotechnology engineers	0	

File : GSEC8

h8q19b_threeDigit: SubCategory Level2 - ISCO code

Value	Label	Cases	Percentage
216	Architects, planners, surveyors and designers	2	0.0%
221	Medical doctors	3	0.0%
222	Nursing and midwifery professionals	16	0.2%
223	Traditional and complementary medicine professionals	4	0.1%
224	Paramedical practitioners	3	0.0%
225	Veterinarians	2	0.0%
226	Other health professionals	2	0.0%
231	University and higher education teachers	1	0.0%
232	Vocational education teachers	3	0.0%
233	Secondary education teachers	29	0.4%
234	Primary school and early childhood teachers	153	2.0%
235	Other teaching professionals	3	0.0%
241	Finance professionals	7	0.1%
242	Administration professionals	8	0.1%
243	Sales, marketing and public relations professionals	1	0.0%
251	Software and applications developers and analysts	1	0.0%
252	Database and network professionals	1	0.0%
261	Legal professionals	2	0.0%
262	Librarians, archivists and curators	0	
263	Social and religious professionals	4	0.1%
264	Authors, journalists and linguists	0	
265	Creative and performing artists	0	
311	Physical and engineering science technicians	20	0.3%
312	Mining, manufacturing and construction supervisors	0	
313	Process control technicians	3	0.0%
314	Life science technicians and related associate professionals	1	0.0%
315	Ship and aircraft controllers and technicians	0	
321	Medical and pharmaceutical technicians	2	0.0%
322	Nursing and midwifery associate professionals	9	0.1%
323	Traditional and complementary medicine associate professiona	3	0.0%
324	Veterinary technicians and assistants	0	
325	Other health associate professionals	6	0.1%
331	Financial and mathematical associate professionals	5	0.1%
332	Sales and purchasing agents and brokers	0	
333	Business services agents	1	0.0%
334	Administrative and specialized secretaries	0	
335	Regulatory government associate professionals	0	
341	Legal, social and religious associate professionals	7	0.1%
342	Sports and fitness workers	1	0.0%
343	Artistic, cultural and culinary associate professionals	1	0.0%
351	Information and communications technology operations and use	7	0.1%
352	Telecommunications and broadcasting technicians	1	0.0%
411	General office clerks	0	

File : GSEC8

h8q19b_threeDigit: SubCategory Level2 - ISCO code

Value	Label	Cases	Percentage
412	Secretaries (general)	6	0.1%
413	Keyboard operators	1	0.0%
421	Tellers, money collectors and related clerks	1	0.0%
422	Client information workers	2	0.0%
431	Numerical clerks	2	0.0%
432	Material-recording and transport clerks	3	0.0%
441	Other clerical support workers	5	0.1%
511	Travel attendants, conductors and guides	9	0.1%
512	Cooks	21	0.3%
513	Waiters and bartenders	21	0.3%
514	Hairdressers, beauticians and related workers	57	0.7%
515	Building and housekeeping supervisors	6	0.1%
516	Other personal services workers	58	0.8%
521	Street and market salespersons	198	2.6%
522	Shop salespersons	242	3.1%
523	Cashiers and ticket clerks	6	0.1%
524	Other sales workers	207	2.7%
531	Child care workers and teachers' aides	1	0.0%
532	Personal care workers in health services	3	0.0%
541	Protective services workers	23	0.3%
611	Market gardeners and crop growers	595	7.7%
612	Animal producers	97	1.3%
613	Mixed crop and animal producers	373	4.9%
621	Forestry and related workers	8	0.1%
622	Fishery workers, hunters and trappers	13	0.2%
631	Subsistence crop farmers	2968	38.6%
632	Subsistence livestock farmers	79	1.0%
633	Subsistence mixed crop and livestock farmers	914	11.9%
634	Subsistence fishers, hunters, trappers and gatherers	36	0.5%
711	Building frame and related trades workers	64	0.8%
712	Building finishers and related trades workers	14	0.2%
713	Painters, building structure cleaners and related trades wor	3	0.0%
721	Sheet and structural metal workers, moulders and welders, an	21	0.3%
722	Blacksmiths, toolmakers and related trades workers	3	0.0%
723	Machinery mechanics and repairers	37	0.5%
731	Handicraft workers	34	0.4%
732	Printing trades workers	0	
741	Electrical equipment installers and repairers	4	0.1%
742	Electronics and telecommunications installers and repairers	4	0.1%
751	Food processing and related trades workers	32	0.4%
752	Wood treaters, cabinet-makers and related trades workers	15	0.2%
753	Garment and related trades workers	19	0.2%
754	Other craft and related workers	4	0.1%

File : GSEC8

h8q19b_threeDigit: SubCategory Level2 - ISCO code

Value	Label	Cases	Percentage
811	Mining and mineral processing plant operators	3	0.0%
812	Metal processing and finishing plant operators	0	
813	Chemical and photographic products plant and machine operato	0	
814	Rubber, plastic and paper products machine operators	2	0.0%
815	Textile, fur and leather products machine operators	4	0.1%
816	Food and related products machine operators	4	0.1%
817	Wood processing and papermaking plant operators	0	
818	Other stationary plant and machine operators	2	0.0%
821	Assemblers	2	0.0%
831	Locomotive engine drivers and related workers	133	1.7%
833	Heavy truck and bus drivers	16	0.2%
834	Mobile plant operators	2	0.0%
835	Ships' deck crews and related workers	0	
911	Domestic, hotel and office cleaners and helpers	83	1.1%
912	Vehicle, window, laundry and other hand cleaning workers	7	0.1%
921	Agricultural, forestry and fishery labourers	499	6.5%
931	Mining and construction labourers	114	1.5%
932	Manufacturing labourers	45	0.6%
933	Transport and storage labourers	27	0.4%
941	Food preparation assistants	35	0.5%
951	Street and related service workers	17	0.2%
952	Street vendors (excluding food)	8	0.1%
961	Refuse workers	3	0.0%
962	Other elementary workers	114	1.5%
9911	Commissioned armed forces officers	2	0.0%
9921	Non-commissioned armed forces officers	7	0.1%
9931	Armed forces occupations, other ranks	8	0.1%
Sysmiss		3504	

Warning: these figures indicate the number of cases found in the data file. They cannot be interpreted as summary statistics of the population of interest.

h8q19b_fourDigit: SubCategory Level3 - ISCO code

Information	[Type= discrete] [Format=numeric] [Range= 0-99310] [Missing=*]		
Statistics [NW/ W]	[Valid=7688 /-] [Invalid=3505 /-]		
Value	Label	Cases	Percentage
0		17	0.2%
832	Car, van and motorcycle drivers	0	
1111	Legislators	0	
1112	Senior government officials	2	0.0%
1113	Traditional chiefs and heads of village	1	0.0%
1114	Senior officials of special-interest organizations	2	0.0%
1120	Managing directors and chief executives	2	0.0%
1211	Finance managers	2	0.0%
1212	Human resource managers	1	0.0%
1213	Policy and planning managers	3	0.0%

File : GSEC8

h8q19b_fourDigit: SubCategory Level3 - ISCO code

Value	Label	Cases	Percentage
1219	Business services and administration managers not elsewhere	6	0.1%
1221	Sales and marketing managers	2	0.0%
1222	Advertising and public relations managers	1	0.0%
1223	Research and development managers	0	
1311	Agricultural and forestry production managers	1	0.0%
1312	Aquaculture and fisheries production managers	1	0.0%
1321	Manufacturing managers	0	
1322	Mining managers	0	
1323	Construction managers	1	0.0%
1324	Supply, distribution and related managers	0	
1330	Information and communications technology service managers	0	
1341	Child care services managers	0	
1342	Health services managers	0	
1343	Aged care services managers	0	
1344	Social welfare managers	0	
1345	Education managers	1	0.0%
1346	Financial and insurance services branch managers	0	
1349	Professional services managers not elsewhere classified	0	
1411	Hotel managers	1	0.0%
1412	Restaurant managers	0	
1420	Retail and wholesale trade managers	1	0.0%
1431	Sports, recreation and cultural centre managers	0	
1439	Services managers not elsewhere classified	0	
2111	Physicists and astronomers	0	
2112	Meteorologists	0	
2113	Chemists	0	
2114	Geologists and geophysicists	0	
2120	Mathematicians, actuaries and statisticians	0	
2131	Biologists, botanists, zoologists and related professionals	0	
2132	Farming, forestry and fisheries advisers	1	0.0%
2133	Environmental protection professionals	0	
2141	Industrial and production engineers	0	
2142	Civil engineers	0	
2143	Environmental engineers	0	
2144	Mechanical engineers	2	0.0%
2145	Chemical engineers	0	
2146	Mining engineers, metallurgists and related professionals	0	
2149	Engineering professionals not elsewhere classified	0	
2151	Electrical engineers	0	
2152	Electronics engineers	0	
2153	Telecommunications engineers	0	
2161	Building architects	1	0.0%
2162	Landscape architects	0	

File : GSEC8

h8q19b_fourDigit: SubCategory Level3 - ISCO code

Value	Label	Cases	Percentage
2163	Product and garment designers	0	
2164	Town and traffic planners	0	
2165	Cartographers and surveyors	0	
2166	Graphic and multimedia designers	1	0.0%
2211	Generalist medical practitioners	3	0.0%
2212	Specialist medical practitioners	0	
2221	Nursing professionals	13	0.2%
2222	Midwifery professionals	3	0.0%
2230	Traditional and complementary medicine professionals	4	0.1%
2240	Paramedical practitioners	3	0.0%
2250	Veterinarians	2	0.0%
2261	Dentists	0	
2262	Pharmacists	0	
2263	Environmental and occupational health and hygiene profession	0	
2264	Physiotherapists	0	
2265	Dieticians and nutritionists	0	
2266	Audiologists and speech therapists	0	
2267	Optometrists and ophthalmic opticians	0	
2269	Health professionals not elsewhere classified	2	0.0%
2310	University and higher education teachers	1	0.0%
2320	Vocational education teachers	3	0.0%
2330	Secondary education teachers	29	0.4%
2341	Primary school teachers	130	1.7%
2342	Early childhood educators	23	0.3%
2351	Education methods specialists	0	
2352	Special needs teachers	0	
2353	Other language teachers	0	
2354	Other music teachers	0	
2355	Other arts teachers	1	0.0%
2356	Information technology trainers	0	
2359	Teaching professionals not elsewhere classified	2	0.0%
2411	Accountants	6	0.1%
2412	Financial and investment advisers	1	0.0%
2413	Financial analysts	0	
2421	Management and organization analysts	1	0.0%
2422	Policy administration professionals	6	0.1%
2423	Personnel and careers professionals	1	0.0%
2424	Training and staff development professionals	0	
2431	Advertising and marketing professionals	1	0.0%
2432	Public relations professionals	0	
2433	Technical and medical sales professionals (excluding ICT)	0	
2434	Information and communications technology sales professional	0	
2511	Systems analysts	0	

File : GSEC8

h8q19b_fourDigit: SubCategory Level3 - ISCO code

Value	Label	Cases	Percentage
2512	Software developers	0	
2513	Web and multimedia developers	0	
2514	Applications programmers	0	
2519	Software and applications developers and analysts not elsewh	1	0.0%
2521	Database designers and administrators	0	
2522	Systems administrators	0	
2523	Computer network professionals	1	0.0%
2529	Database and network professionals not elsewhere classified	0	
2611	Lawyers	1	0.0%
2612	Judges	0	
2619	Legal professionals not elsewhere classified	1	0.0%
2621	Archivists and curators	0	
2622	Librarians and related information professionals	0	
2631	Economists	0	
2632	Sociologists, anthropologists and related professionals	0	
2633	Philosophers, historians and political scientists	0	
2634	Psychologists	0	
2635	Social work and counselling professionals	3	0.0%
2636	Religious professionals	1	0.0%
2641	Authors and related writers	0	
2642	Journalists	0	
2643	Translators, interpreters and other linguists	0	
2651	Visual artists	0	
2652	Musicians, singers and composers	0	
2653	Dancers and choreographers	0	
2654	Film, stage and related directors and producers	0	
2655	Actors	0	
2656	Announcers on radio, television and other media	0	
2659	Creative and performing artists not elsewhere classified	0	
3111	Chemical and physical science technicians	1	0.0%
3112	Civil engineering technicians	2	0.0%
3113	Electrical engineering technicians	5	0.1%
3114	Electronics engineering technicians	1	0.0%
3115	Mechanical engineering technicians	10	0.1%
3116	Chemical engineering technicians	0	
3117	Mining and metallurgical technicians	0	
3118	Draughtspersons	0	
3119	Physical and engineering science technicians not elsewhere c	1	0.0%
3121	Mining supervisors	0	
3122	Manufacturing supervisors	0	
3123	Construction supervisors	0	
3131	Power production plant operators	0	
3132	Incinerator and water treatment plant operators	0	

File : GSEC8

h8q19b_fourDigit: SubCategory Level3 - ISCO code

Value	Label	Cases	Percentage
3133	Chemical processing plant controllers	1	0.0%
3134	Petroleum and natural gas refining plant operators	0	
3135	Metal production process controllers	0	
3139	Process control technicians not elsewhere classified	2	0.0%
3141	Life science technicians (excluding medical)	0	
3142	Agricultural technicians	1	0.0%
3143	Forestry technicians	0	
3151	Ships' engineers	0	
3152	Ships' deck officers and pilots	0	
3153	Aircraft pilots and related associate professionals	0	
3154	Air traffic controllers	0	
3155	Air traffic safety electronics technicians	0	
3211	Medical imaging and therapeutic equipment technicians	0	
3212	Medical and pathology laboratory technicians	1	0.0%
3213	Pharmaceutical technicians and assistants	1	0.0%
3214	Medical and dental prosthetic technicians	0	
3221	Nursing associate professionals	7	0.1%
3222	Midwifery associate professionals	2	0.0%
3230	Traditional and complementary medicine associate professiona	3	0.0%
3240	Veterinary technicians and assistants	0	
3251	Dental assistants and therapists	1	0.0%
3252	Medical records and health information technicians	0	
3253	Community health workers	2	0.0%
3254	Dispensing opticians	0	
3255	Physiotherapy technicians and assistants	0	
3256	Medical assistants	0	
3257	Environmental and occupational health inspectors and associa	0	
3258	Ambulance workers	0	
3259	Health associate professionals not elsewhere classified	3	0.0%
3311	Securities and finance dealers and brokers	0	
3312	Credit and loans officers	2	0.0%
3313	Accounting associate professionals	3	0.0%
3314	Statistical, mathematical and related associate professional	0	
3315	Valuers and loss assessors	0	
3321	Insurance representatives	0	
3322	Commercial sales representatives	0	
3323	Buyers	0	
3324	Trade brokers	0	
3331	Clearing and forwarding agents	0	
3332	Conference and event planners	0	
3333	Employment agents and contractors	0	
3334	Real estate agents and property managers	0	
3339	Business services agents not elsewhere classified	1	0.0%

File : GSEC8

h8q19b_fourDigit: SubCategory Level3 - ISCO code

Value	Label	Cases	Percentage
3341	Office supervisors	0	
3342	Legal secretaries	0	
3343	Administrative and executive secretaries	0	
3344	Medical secretaries	0	
3351	Customs and border inspectors	0	
3352	Government tax and excise officials	0	
3353	Government social benefits officials	0	
3354	Government licensing officials	0	
3355	Police inspectors and detectives	0	
3359	Regulatory government associate professionals not elsewhere	0	
3411	Legal and related associate professionals	1	0.0%
3412	Social work associate professionals	2	0.0%
3413	Religious associate professionals	4	0.1%
3421	Athletes and sports players	1	0.0%
3422	Sports coaches, instructors and officials	0	
3423	Fitness and recreation instructors and program leaders	0	
3431	Photographers	1	0.0%
3432	Interior designers and decorators	0	
3433	Gallery, museum and library technicians	0	
3434	Chefs	0	
3435	Other artistic and cultural associate professionals	0	
3511	Information and communications technology operations technic	2	0.0%
3512	Information and communications technology user support techn	4	0.1%
3513	Computer network and systems technicians	1	0.0%
3514	Web technicians	0	
3521	Broadcasting and audio-visual technicians	1	0.0%
3522	Telecommunications engineering technicians	0	
4110	General office clerks	0	
4120	Secretaries (general)	6	0.1%
4131	Typists and word processing operators	0	
4132	Data entry clerks	1	0.0%
4211	Bank tellers and related clerks	0	
4212	Bookmakers, croupiers and related gaming workers	0	
4213	Pawnbrokers and money-lenders	0	
4214	Debt-collectors and related workers	1	0.0%
4221	Travel consultants and clerks	0	
4222	Contact centre information clerks	0	
4223	Telephone switchboard operators	0	
4224	Hotel receptionists	0	
4225	Enquiry clerks	0	
4226	Receptionists (general)	1	0.0%
4227	Survey and market research interviewers	1	0.0%
4229	Client information workers not elsewhere classified	0	

File : GSEC8

h8q19b_fourDigit: SubCategory Level3 - ISCO code

Value	Label	Cases	Percentage
4311	Accounting and bookkeeping clerks	2	0.0%
4312	Statistical, finance and insurance clerks	0	
4313	Payroll clerks	0	
4321	Stock clerks	3	0.0%
4322	Production clerks	0	
4323	Transport clerks	0	
4411	Library clerks	1	0.0%
4412	Mail carriers and sorting clerks	0	
4413	Coding, proof-reading and related clerks	0	
4414	Scribes and related workers	0	
4415	Filing and copying clerks	0	
4416	Personnel clerks	0	
4419	Clerical support workers not elsewhere classified	4	0.1%
5111	Travel attendants and travel stewards	4	0.1%
5112	Transport conductors	4	0.1%
5113	Travel guides	1	0.0%
5120	Cooks	21	0.3%
5131	Waiters	8	0.1%
5132	Bartenders	13	0.2%
5141	Hairdressers	55	0.7%
5142	Beauticians and related workers	2	0.0%
5151	Cleaning and housekeeping supervisors in offices, hotels and	3	0.0%
5152	Domestic housekeepers	3	0.0%
5153	Building caretakers	0	
5161	Astrologers, fortune-tellers and related workers	0	
5162	Companions and valets	0	
5163	Undertakers and embalmers	1	0.0%
5164	Pet groomers and animal care workers	0	
5165	Driving instructors	0	
5169	Personal services workers not elsewhere classified	57	0.7%
5211	Stall and market salespersons	166	2.2%
5212	Street food salespersons	32	0.4%
5221	Shop keepers	216	2.8%
5222	Shop supervisors	8	0.1%
5223	Shop sales assistants	18	0.2%
5230	Cashiers and ticket clerks	6	0.1%
5241	Fashion and other models	1	0.0%
5242	Sales demonstrators	0	
5243	Door to door salespersons	17	0.2%
5244	Contact centre salespersons	2	0.0%
5245	Service station attendants	1	0.0%
5246	Food service counter attendants	10	0.1%
5249	Sales workers not elsewhere classified	176	2.3%

File : GSEC8

h8q19b_fourDigit: SubCategory Level3 - ISCO code

Value	Label	Cases	Percentage
5311	Child care workers	1	0.0%
5312	Teachers' aides	0	
5321	Health care assistants	1	0.0%
5322	Home-based personal care workers	1	0.0%
5329	Personal care workers in health services not elsewhere class	1	0.0%
5411	Fire-fighters	0	
5412	Police officers	0	
5413	Prison guards	0	
5414	Security guards	17	0.2%
5419	Protective services workers not elsewhere classified	6	0.1%
6111	Field crop and vegetable growers	276	3.6%
6112	Tree and shrub crop growers	8	0.1%
6113	Gardeners, horticultural and nursery growers	4	0.1%
6114	Mixed crop growers	307	4.0%
6121	Livestock and dairy producers	71	0.9%
6122	Poultry producers	10	0.1%
6123	Apiarists and sericulturists	0	
6129	Animal producers not elsewhere classified	16	0.2%
6130	Mixed crop and animal producers	373	4.9%
6210	Forestry and related workers	8	0.1%
6221	Aquaculture workers	0	
6222	Inland and coastal waters fishery workers	13	0.2%
6223	Deep-sea fishery workers	0	
6224	Hunters and trappers	0	
6310	Subsistence crop farmers	2968	38.6%
6320	Subsistence livestock farmers	79	1.0%
6330	Subsistence mixed crop and livestock farmers	914	11.9%
6340	Subsistence fishers, hunters, trappers and gatherers	36	0.5%
7111	House builders	41	0.5%
7112	Bricklayers and related workers	14	0.2%
7113	Stonemasons, stone cutters, splitters and carvers	1	0.0%
7114	Concrete placers, concrete finishers and related workers	1	0.0%
7115	Carpenters and joiners	5	0.1%
7119	Building frame and related trades workers not elsewhere clas	2	0.0%
7121	Roofers	7	0.1%
7122	Floor layers and tile setters	2	0.0%
7123	Plasterers	3	0.0%
7124	Insulation workers	0	
7125	Glaziers	0	
7126	Plumbers and pipe fitters	2	0.0%
7127	Air conditioning and refrigeration mechanics	0	
7131	Painters and related workers	1	0.0%
7132	Spray painters and varnishers	1	0.0%

File : GSEC8

h8q19b_fourDigit: SubCategory Level3 - ISCO code

Value	Label	Cases	Percentage
7133	Building structure cleaners	1	0.0%
7211	Metal moulders and coremakers	1	0.0%
7212	Welders and flamecutters	20	0.3%
7213	Sheet-metal workers	0	
7214	Structural-metal preparers and erectors	0	
7215	Riggers and cable splicers	0	
7221	Blacksmiths, hammersmiths and forging press workers	1	0.0%
7222	Toolmakers and related workers	2	0.0%
7223	Metal working machine tool setters and operators	0	
7224	Metal polishers, wheel grinders and tool sharpeners	0	
7231	Motor vehicle mechanics and repairers	28	0.4%
7232	Aircraft engine mechanics and repairers	0	
7233	Agricultural and industrial machinery mechanics and repairer	1	0.0%
7234	Bicycle and related repairers	8	0.1%
7311	Precision-instrument makers and repairers	0	
7312	Musical instrument makers and tuners	0	
7313	Jewellery and precious-metal workers	0	
7314	Potters and related workers	4	0.1%
7315	Glass makers, cutters, grinders and finishers	0	
7316	Sign writers, decorative painters, engravers and etchers	0	
7317	Handicraft workers in wood, basketry and related materials	16	0.2%
7318	Handicraft workers in textile, leather and related materials	10	0.1%
7319	Handicraft workers not elsewhere classified	4	0.1%
7321	Pre-press technicians	0	
7322	Printers	0	
7323	Print finishing and binding workers	0	
7411	Building and related electricians	1	0.0%
7412	Electrical mechanics and fitters	2	0.0%
7413	Electrical line installers and repairers	1	0.0%
7421	Electronics mechanics and servicers	2	0.0%
7422	Information and communications technology installers and ser	2	0.0%
7511	Butchers, fishmongers and related food preparers	9	0.1%
7512	Bakers, pastry-cooks and confectionery makers	9	0.1%
7513	Dairy-products makers	2	0.0%
7514	Fruit, vegetable and related preservers	0	
7515	Food and beverage tasters and graders	12	0.2%
7516	Tobacco preparers and tobacco products makers	0	
7521	Wood treaters	0	
7522	Cabinet-makers and related workers	11	0.1%
7523	Woodworking-machine tool setters and operators	4	0.1%
7531	Tailors, dressmakers, furriers and hatters	19	0.2%
7532	Garment and related pattern-makers and cutters	0	
7533	Sewing, embroidery and related workers	0	

File : GSEC8

h8q19b_fourDigit: SubCategory Level3 - ISCO code

Value	Label	Cases	Percentage
7534	Upholsterers and related workers	0	
7535	Pelt dressers, tanners and fellmongers	0	
7536	Shoemakers and related workers	0	
7541	Underwater divers	0	
7542	Shotfirers and blasters	0	
7543	Product graders and testers (excluding foods and beverages)	0	
7544	Fumigators and other pest and weed controllers	0	
7549	Craft and related workers not elsewhere classified	4	0.1%
8111	Miners and quarriers	2	0.0%
8112	Mineral and stone processing plant operators	0	
8113	Well drillers and borers and related workers	0	
8114	Cement, stone and other mineral products machine operators	1	0.0%
8121	Metal processing plant operators	0	
8122	Metal finishing, plating and coating machine operators	0	
8131	Chemical products plant and machine operators	0	
8132	Photographic products machine operators	0	
8141	Rubber products machine operators	0	
8142	Plastic products machine operators	2	0.0%
8143	Paper products machine operators	0	
8151	Fibre preparing, spinning and winding machine operators	0	
8152	Weaving and knitting machine operators	0	
8153	Sewing machine operators	4	0.1%
8154	Bleaching, dyeing and fabric cleaning machine operators	0	
8155	Fur and leather preparing machine operators	0	
8156	Shoemaking and related machine operators	0	
8157	Laundry machine operators	0	
8159	Textile, fur and leather products machine operators not else	0	
8160	Food and related products machine operators	4	0.1%
8171	Pulp and papermaking plant operators	0	
8172	Wood processing plant operators	0	
8181	Glass and ceramics plant operators	0	
8182	Steam engine and boiler operators	0	
8183	Packing, bottling and labelling machine operators	0	
8189	Stationary plant and machine operators not elsewhere classif	2	0.0%
8211	Mechanical machinery assemblers	2	0.0%
8212	Electrical and electronic equipment assemblers	0	
8219	Assemblers not elsewhere classified	0	
8311	Locomotive engine drivers	2	0.0%
8312	Railway brake, signal and switch operators	0	
8321	Motorcycle drivers	110	1.4%
8322	Car, taxi and van drivers	20	0.3%
8331	Bus and tram drivers	3	0.0%
8332	Heavy truck and lorry drivers	13	0.2%

File : GSEC8

h8q19b_fourDigit: SubCategory Level3 - ISCO code

Value	Label	Cases	Percentage
8341	Mobile farm and forestry plant operators	0	
8342	Earthmoving and related plant operators	2	0.0%
8343	Crane, hoist and related plant operators	0	
8344	Lifting truck operators	0	
8350	Ships' deck crews and related workers	0	
9111	Domestic cleaners and helpers	67	0.9%
9112	Cleaners and helpers in offices, hotels and other establishm	16	0.2%
9121	Hand launderers and pressers	1	0.0%
9122	Vehicle cleaners	3	0.0%
9123	Window cleaners	0	
9129	Other cleaning workers	3	0.0%
9211	Crop farm labourers	374	4.9%
9212	Livestock farm labourers	56	0.7%
9213	Mixed crop and livestock farm labourers	45	0.6%
9214	Garden and horticultural labourers	3	0.0%
9215	Forestry labourers	9	0.1%
9216	Fishery and aquaculture labourers	12	0.2%
9311	Mining and quarrying labourers	25	0.3%
9312	Civil engineering labourers	4	0.1%
9313	Building construction labourers	85	1.1%
9321	Hand packers	5	0.1%
9329	Manufacturing labourers not elsewhere classified	40	0.5%
9331	Hand and pedal vehicle drivers	12	0.2%
9332	Drivers of animal-drawn vehicles and machinery	9	0.1%
9333	Freight handlers	4	0.1%
9334	Shelf fillers	2	0.0%
9411	Fast food preparers	21	0.3%
9412	Kitchen helpers	14	0.2%
9510	Street and related service workers	17	0.2%
9520	Street vendors (excluding food)	8	0.1%
9611	Garbage and recycling collectors	2	0.0%
9612	Refuse sorters	0	
9613	Sweepers and related labourers	1	0.0%
9621	Messengers, package deliverers and luggage porters	7	0.1%
9622	Odd job persons	23	0.3%
9623	Meter readers and vending-machine collectors	0	
9624	Water and firewood collectors	32	0.4%
9629	Elementary workers not elsewhere classified	52	0.7%
99110	Commissioned armed forces officers	0	
99210	Non-commissioned armed forces officers	0	
99310	Armed forces occupations, other ranks	0	
Sysmiss		3505	

Warning: these figures indicate the number of cases found in the data file. They cannot be interpreted as summary statistics of the population of interest.

File : GSEC8			
# h8q19b_superConfirm: SUPERVISOR: DO YOU AGREE WITH THE INTERVIEWER'S ISIC CODE? IF NO, REJECT THE INT			
Information		[Type= discrete] [Format=numeric] [Range= 1-2] [Missing=*]	
Statistics [NW/ W]		[Valid=7604 /-] [Invalid=3589 /-]	
Value	Label	Cases	Percentage
1	Yes	7588	<div><div></div></div> 99.8%
2	No	16	<div><div></div></div> 0.2%
Sysmiss		3589	
Warning: these figures indicate the number of cases found in the data file. They cannot be interpreted as summary statistics of the population of interest.			
# s8q20a: 20a. Main goods/services produced at [NAME]â€™s place of work or main function			
Information		[Type= discrete] [Format=character] [Missing=*]	
Statistics [NW/ W]		[Valid=7689 /-]	
# h8q20b_oneDigit: Main Category - ISIC code			
Information		[Type= discrete] [Format=numeric] [Range= 11111-21111] [Missing=*]	
Statistics [NW/ W]		[Valid=7689 /-] [Invalid=3504 /-]	
Value	Label	Cases	Percentage
11111	Agriculture, forestry and fishing	5607	<div><div></div></div> 72.9%
21111	Mining and quarrying	29	<div><div></div></div> 0.4%
31111	Manufacturing	243	<div><div></div></div> 3.2%
41111	Electricity, gas, steam and air conditioning supply	8	<div><div></div></div> 0.1%
51111	Water supply; sewerage, waste management and remediation act	4	<div><div></div></div> 0.1%
61111	Construction	179	<div><div></div></div> 2.3%
71111	Wholesale and retail trade; repair of motor vehicles and mot	652	<div><div></div></div> 8.5%
81111	Transportation and storage	200	<div><div></div></div> 2.6%
91111	Accommodation and food service activities	100	<div><div></div></div> 1.3%
101111	Information and communication	14	<div><div></div></div> 0.2%
111111	Financial and insurance activitie	13	<div><div></div></div> 0.2%
121111	Real estate activities	10	<div><div></div></div> 0.1%
131111	Professional, scientific and technical activities	34	<div><div></div></div> 0.4%
141111	Administrative and support service activities	29	<div><div></div></div> 0.4%
151111	Public administration and defence; compulsory social securit	39	<div><div></div></div> 0.5%
161111	Education	221	<div><div></div></div> 2.9%
171111	Human health and social work activities	58	<div><div></div></div> 0.8%
181111	Arts, entertainment and recreation	14	<div><div></div></div> 0.2%
191111	Other service activities	199	<div><div></div></div> 2.6%
201111	Activities of households as employers; undifferentiated good	34	<div><div></div></div> 0.4%
211111	Activities of extraterritorial organizations and bodies	2	<div><div></div></div> 0.0%
Sysmiss		3504	
Warning: these figures indicate the number of cases found in the data file. They cannot be interpreted as summary statistics of the population of interest.			
# h8q20b_twoDigit: SubCategory level1 - ISIC code			
Information		[Type= discrete] [Format=numeric] [Range= 1-99] [Missing=*]	
Statistics [NW/ W]		[Valid=7689 /-] [Invalid=3504 /-]	

File : GSEC8

h8q20b_twoDigit: SubCategory level1 - ISIC code

Value	Label	Cases	Percentage
1	Crop and animal production, hunting and related service acti	5525	71.9%
2	Forestry and logging	48	0.6%
3	Fishing and aquaculture	34	0.4%
5	Mining of coal and lignite	1	0.0%
6	Extraction of crude petroleum and natural gas	0	
7	Mining of metal ores	0	
8	Other mining and quarrying	26	0.3%
9	Mining support service activities	2	0.0%
10	Manufacture of food products	47	0.6%
11	Manufacture of beverages	44	0.6%
12	Manufacture of tobacco products	0	
13	Manufacture of textiles	10	0.1%
14	Manufacture of wearing apparel	13	0.2%
15	Manufacture of leather and related products	2	0.0%
16	Manufacture of wood and of products of wood and cork, except	38	0.5%
17	Manufacture of paper and paper products	1	0.0%
18	Printing and reproduction of recorded media	0	
19	Manufacture of coke and refined petroleum products	2	0.0%
20	Manufacture of chemicals and chemical products	1	0.0%
21	Manufacture of basic pharmaceutical products and pharmaceuti	1	0.0%
22	Manufacture of rubber and plastics products	2	0.0%
23	Manufacture of other non-metallic mineral products	38	0.5%
24	Manufacture of basic metals	4	0.1%
25	Manufacture of fabricated metal products, except machinery a	21	0.3%
26	Manufacture of computer, electronic and optical products	0	
27	Manufacture of electrical equipment	0	
28	Manufacture of machinery and equipment n.e.c.	0	
29	Manufacture of motor vehicles, trailers and semi-trailers	1	0.0%
30	Manufacture of other transport equipment	0	
31	Manufacture of furniture	3	0.0%
32	Other manufacturing	10	0.1%
33	Repair and installation of machinery and equipment	5	0.1%
35	Electricity, gas, steam and air conditioning supply	8	0.1%
36	Water collection, treatment and supply	3	0.0%
37	Sewerage	0	
38	Waste collection, treatment and disposal activities; materia	0	
39	Remediation activities and other waste management services	1	0.0%
41	Construction of buildings	154	2.0%
42	Civil engineering	6	0.1%
43	Specialized construction activities	19	0.2%
45	Wholesale and retail trade and repair of motor vehicles and	44	0.6%
46	Wholesale trade, except of motor vehicles and motorcycles	53	0.7%
47	Retail trade, except of motor vehicles and motorcycles	555	7.2%

File : GSEC8

h8q20b_twoDigit: SubCategory level1 - ISIC code

Value	Label	Cases	Percentage
49	Land transport and transport via pipelines	195	2.5%
50	Water transport	0	
51	Air transport	0	
52	Warehousing and support activities for transportation	5	0.1%
53	Postal and courier activities	0	
55	Accommodation	6	0.1%
56	Food and beverage service activities	94	1.2%
58	Publishing activities	2	0.0%
59	Motion picture, video and television programme production, s	2	0.0%
60	Programming and broadcasting activities	1	0.0%
61	Telecommunications	4	0.1%
62	Computer programming, consultancy and related activities	1	0.0%
63	Information service activities	4	0.1%
64	Financial service activities, except insurance and pension f	10	0.1%
65	Insurance, reinsurance and pension funding, except compulsor	0	
66	Activities auxiliary to financial service and insurance acti	3	0.0%
68	Real estate activities	10	0.1%
69	Legal and accounting activities	5	0.1%
70	Activities of head offices; management consultancy activitie	2	0.0%
71	Architectural and engineering activities; technical testing	5	0.1%
72	Scientific research and development	2	0.0%
73	Advertising and market research	0	
74	Other professional, scientific and technical activities	19	0.2%
75	Veterinary activities	1	0.0%
77	Rental and leasing activities	2	0.0%
78	Employment activities	0	
79	Travel agency, tour operator, reservation service and relate	0	
80	Security and investigation activities	5	0.1%
81	Services to buildings and landscape activities	1	0.0%
82	Office administrative, office support and other business sup	21	0.3%
84	Public administration and defence; compulsory social securit	39	0.5%
85	Education	221	2.9%
86	Human health activities	48	0.6%
87	Residential care activities	2	0.0%
88	Social work activities without accommodation	8	0.1%
90	Creative, arts and entertainment activities	9	0.1%
91	Libraries, archives, museums and other cultural activities	0	
92	Gambling and betting activities	0	
93	Sports activities and amusement and recreation activities	5	0.1%
94	Activities of membership organizations	0	
95	Repair of computers and personal and household goods	11	0.1%
96	Other personal service activities	188	2.4%
97	Activities of households as employers of domestic personnel	30	0.4%

File : GSEC8

h8q20b_twoDigit: SubCategory level1 - ISIC code

Value	Label	Cases	Percentage
98	Undifferentiated goods- and services-producing activities of	4	0.1%
99	Activities of extraterritorial organizations and bodies	2	0.0%
Sysmiss		3504	

Warning: these figures indicate the number of cases found in the data file. They cannot be interpreted as summary statistics of the population of interest.

h8q20b_threeDigit: SubCategory level2 - ISIC code

Information	[Type= discrete] [Format=numeric] [Range= 101-990222] [Missing=*]
Statistics [NW/ W]	[Valid=7689 /-] [Invalid=3504 /-]

Value	Label	Cases	Percentage
101	Processing and preserving of meat	2	0.0%
102	Processing and preserving of fish, crustaceans and molluscs	0	
103	Processing and preserving of fruit and vegetables	0	
104	Manufacture of vegetable and animal oils and fats	0	
105	Manufacture of dairy products	1	0.0%
106	Manufacture of grain mill products, starches and starch prod	12	0.2%
107	Manufacture of other food products	32	0.4%
108	Manufacture of prepared animal feeds	0	
110	Manufacture of beverages	44	0.6%
120	Manufacture of tobacco products	0	
131	Spinning, weaving and finishing of textiles	5	0.1%
139	Manufacture of other textiles	5	0.1%
151	Tanning and dressing of leather; manufacture of luggage, han	2	0.0%
152	Manufacture of footwear	0	
181	Printing and service activities related to printing	0	
182	Reproduction of recorded media	0	
191	Manufacture of coke oven products	1	0.0%
192	Manufacture of refined petroleum products	1	0.0%
201	Manufacture of basic chemicals, fertilizers and nitrogen com	1	0.0%
202	Manufacture of other chemical products	0	
203	Manufacture of man-made fibres	0	
221	Manufacture of rubber products	0	
222	Manufacture of plastics products	2	0.0%
231	Manufacture of glass and glass products	0	
239	Manufacture of non-metallic mineral products n.e.c.	38	0.5%
241	Manufacture of basic iron and steel	2	0.0%
242	Manufacture of basic precious and other non-ferrous metals	1	0.0%
243	Casting of metals	1	0.0%
251	Manufacture of structural metal products, tanks, reservoirs	5	0.1%
252	Manufacture of weapons and ammunition	0	
259	Manufacture of other fabricated metal products; metalworking	16	0.2%
261	Manufacture of electronic components and boards	0	
262	Manufacture of computers and peripheral equipment	0	
263	Manufacture of communication equipment	0	
264	Manufacture of consumer electronics	0	

File : GSEC8

h8q20b_threeDigit: SubCategory level2 - ISIC code

Value	Label	Cases	Percentage
265	Manufacture of measuring, testing, navigating and control eq	0	
266	Manufacture of irradiation, electromedical and electrotherap	0	
267	Manufacture of optical instruments and photographic equipmen	0	
268	Manufacture of magnetic and optical media	0	
271	Manufacture of electric motors, generators, transformers and	0	
272	Manufacture of batteries and accumulators	0	
273	Manufacture of wiring and wiring devices	0	
274	Manufacture of electric lighting equipment	0	
275	Manufacture of domestic appliances	0	
279	Manufacture of other electrical equipment	0	
281	Manufacture of general-purpose machinery	0	
282	Manufacture of special-purpose machinery	0	
291	Manufacture of motor vehicles	1	0.0%
292	Manufacture of bodies (coachwork) for motor vehicles; manufa	0	
293	Manufacture of parts and accessories for motor vehicles	0	
301	Building of ships and boats	0	
302	Manufacture of railway locomotives and rolling stock	0	
303	Manufacture of air and spacecraft and related machinery	0	
304	Manufacture of military fighting vehicles	0	
309	Manufacture of transport equipment n.e.c.	0	
310	Manufacture of furniture	3	0.0%
323	Manufacture of sports goods	0	
324	Manufacture of games and toys	0	
325	Manufacture of medical and dental instruments and supplies	0	
329	Other manufacturing n.e.c.	10	0.1%
331	Repair of fabricated metal products, machinery and equipment	4	0.1%
332	Installation of industrial machinery and equipment	1	0.0%
351	Electric power generation, transmission and distribution	7	0.1%
352	Manufacture of gas; distribution of gaseous fuels through ma	1	0.0%
353	Steam and air conditioning supply	0	
360	Water collection, treatment and supply	3	0.0%
370	Sewerage	0	
381	Waste collection	0	
382	Waste treatment and disposal	0	
383	Materials recovery	0	
390	Remediation activities and other waste management services	1	0.0%
410	Construction of buildings	154	2.0%
421	Construction of roads and railways	4	0.1%
422	Construction of utility projects	1	0.0%
429	Construction of other civil engineering projects	1	0.0%
431	Demolition and site preparation	0	
432	Electrical, plumbing and other construction installation act	4	0.1%
433	Building completion and finishing	5	0.1%

File : GSEC8

h8q20b_threeDigit: SubCategory level2 - ISIC code

Value	Label	Cases	Percentage
439	Other specialized construction activities	10	0.1%
451	Sale of motor vehicles	1	0.0%
452	Maintenance and repair of motor vehicles	30	0.4%
453	Sale of motor vehicle parts and accessories	3	0.0%
454	Sale, maintenance and repair of motorcycles and related part	10	0.1%
461	Wholesale on a fee or contract basis	1	0.0%
462	Wholesale of agricultural raw materials and live animals	22	0.3%
463	Wholesale of food, beverages and tobacco	15	0.2%
464	Wholesale of household goods	4	0.1%
465	Wholesale of machinery, equipment and supplies	2	0.0%
466	Other specialized wholesale	3	0.0%
469	Non-specialized wholesale trade	6	0.1%
471	Retail sale in non-specialized stores	119	1.5%
472	Retail sale of food, beverages and tobacco in specialized st	73	0.9%
473	Retail sale of automotive fuel in specialized stores	2	0.0%
474	Retail sale of information and communications equipment in s	3	0.0%
475	Retail sale of other household equipment in specialized stor	13	0.2%
476	Retail sale of cultural and recreation goods in specialized	0	
477	Retail sale of other goods in specialized stores	90	1.2%
478	Retail sale via stalls and markets	142	1.8%
479	Retail trade not in stores, stalls or markets	113	1.5%
491	Transport via railways	1	0.0%
492	Other land transport	194	2.5%
493	Transport via pipeline	0	
501	Sea and coastal water transport	0	
502	Inland water transport	0	
511	Passenger air transport	0	
512	Freight air transport	0	
521	Warehousing and storage	0	
522	Support activities for transportation	5	0.1%
531	Postal activities	0	
532	Courier activities	0	
551	Short term accommodation activities	5	0.1%
552	Camping grounds, recreational vehicle parks and trailer park	0	
559	Other accommodation	1	0.0%
561	Restaurants and mobile food service activities	58	0.8%
562	Event catering and other food service activities	11	0.1%
563	Beverage serving activities	25	0.3%
581	Publishing of books, periodicals and other publishing activi	2	0.0%
582	Software publishing	0	
591	Motion picture, video and television programme activities	2	0.0%
592	Sound recording and music publishing activities	0	
601	Radio broadcasting	1	0.0%

File : GSEC8

h8q20b_threeDigit: SubCategory level2 - ISIC code

Value	Label	Cases	Percentage
602	Television programming and broadcasting activities	0	
611	Wired telecommunications activities	0	
612	Wireless telecommunications activities	2	0.0%
613	Satellite telecommunications activities	0	
619	Other telecommunications activities	2	0.0%
631	Data processing, hosting and related activities; web portals	2	0.0%
639	Other information service activities	2	0.0%
641	Monetary intermediation	3	0.0%
642	Activities of holding companies	0	
643	Trusts, funds and similar financial entities	0	
649	Other financial service activities, except insurance and pen	7	0.1%
651	Insurance	0	
652	Reinsurance	0	
653	Pension funding	0	
661	Activities auxiliary to financial service activities, except	2	0.0%
662	Activities auxiliary to insurance and pension funding	0	
663	Fund management activities	1	0.0%
681	Real estate activities with own or leased property	4	0.1%
682	Real estate activities on a fee or contract basis	6	0.1%
691	Legal activities	2	0.0%
692	Accounting, bookkeeping and auditing activities; tax consult	3	0.0%
701	Activities of head offices	2	0.0%
702	Management consultancy activities	0	
711	Architectural and engineering activities and related technic	4	0.1%
712	Technical testing and analysis	1	0.0%
722	Research and experimental development on social sciences and	1	0.0%
731	Advertising	0	
732	Market research and public opinion polling	0	
741	Specialized design activities	0	
742	Photographic activities	1	0.0%
749	Other professional, scientific and technical activities n.e.	18	0.2%
750	Veterinary activities	1	0.0%
771	Renting and leasing of motor vehicles	0	
772	Renting and leasing of personal and household goods	2	0.0%
773	Renting and leasing of other machinery, equipment and tangib	0	
774	Leasing of intellectual property and similar products, excep	0	
781	Activities of employment placement agencies	0	
782	Temporary employment agency activities	0	
783	Other human resources provision	0	
791	Travel agency and tour operator activities	0	
799	Other reservation service and related activities	0	
801	Private security activities	5	0.1%
802	Security systems service activities	0	

File : GSEC8

h8q20b_threeDigit: SubCategory level2 - ISIC code

Value	Label	Cases	Percentage
803	Investigation activities	0	
811	Combined facilities support activities	0	
812	Cleaning activities	1	0.0%
813	Landscape care and maintenance service activities	0	
821	Office administrative and support activities	18	0.2%
822	Activities of call centres	0	
823	Organization of conventions and trade shows	0	
829	Business support service activities n.e.c.	3	0.0%
841	Administration of the State and the economic and social poli	17	0.2%
842	Provision of services to the community as a whole	13	0.2%
843	Compulsory social security activities	9	0.1%
851	Pre-primary and primary education	168	2.2%
852	Secondary education	41	0.5%
853	Higher education	6	0.1%
854	Other education	2	0.0%
855	Educational support activities	4	0.1%
861	Hospital activities	23	0.3%
862	Medical and dental practice activities	7	0.1%
869	Other human health activities	18	0.2%
871	Residential nursing care facilities	0	
872	Residential care activities for mental retardation, mental h	0	
873	Residential care activities for the elderly and disabled	1	0.0%
879	Other residential care activities	1	0.0%
881	Social work activities without accommodation for the elderly	3	0.0%
889	Other social work activities without accommodation	5	0.1%
900	Creative, arts and entertainment activities	9	0.1%
920	Gambling and betting activities	0	
931	Sports activities	3	0.0%
932	Other amusement and recreation activities	2	0.0%
941	Activities of business, employers and professional membershi	0	
942	Activities of trade unions	0	
949	Activities of other membership organizations	0	
951	Repair of computers and communication equipment	1	0.0%
952	Repair of personal and household goods	10	0.1%
960	Other personal service activities	188	2.4%
970	Activities of households as employers of domestic personnel	30	0.4%
981	Undifferentiated goods-producing activities of private house	2	0.0%
982	Undifferentiated service-producing activities of private hou	2	0.0%
11222	Growing of non-perennial crops	3495	45.5%
12222	Growing of perennial crops	476	6.2%
13222	Plant propagation	0	
14222	Animal production	228	3.0%
15222	Mixed farming	1246	16.2%

File : GSEC8

h8q20b_threeDigit: SubCategory level2 - ISIC code

Value	Label	Cases	Percentage
16222	Support activities to agriculture and post-harvest crop acti	80	1.0%
17222	Hunting, trapping and related service activities	0	
21222	Silviculture and other forestry activities	26	0.3%
22222	Logging	17	0.2%
23222	Gathering of non-wood forest products	1	0.0%
24222	Support services to forestry	4	0.1%
31222	Fishing	34	0.4%
32222	Aquaculture	0	
51222	Mining of hard coal	1	0.0%
52222	Mining of lignite	0	
61222	Extraction of crude petroleum	0	
62222	Extraction of natural gas	0	
71222	Mining of iron ores	0	
72222	Mining of non-ferrous metal ores	0	
81222	Quarrying of stone, sand and clay	23	0.3%
89222	Mining and quarrying n.e.c.	3	0.0%
91222	Support activities for petroleum and natural gas extraction	0	
99222	Support activities for other mining and quarrying	2	0.0%
141222	Manufacture of wearing apparel, except fur apparel	13	0.2%
142222	Manufacture of articles of fur	0	
143222	Manufacture of knitted and crocheted apparel	0	
161222	Sawmilling and planing of wood	4	0.1%
162222	Manufacture of products of wood, cork, straw and plaiting ma	34	0.4%
170222	Manufacture of paper and paper products	1	0.0%
210222	Manufacture of pharmaceuticals, medicinal chemical and botan	1	0.0%
321222	Manufacture of jewellery, bijouterie and related articles	0	
322222	Manufacture of musical instruments	0	
620222	Computer programming, consultancy and related activities	1	0.0%
721222	Research and experimental development on natural sciences an	1	0.0%
910222	Libraries, archives, museums and other cultural activities	0	
990222	Activities of extraterritorial organizations and bodies	2	0.0%
Sysmiss		3504	

Warning: these figures indicate the number of cases found in the data file. They cannot be interpreted as summary statistics of the population of interest.

h8q20b_fourDigit: SubCategory level3 - ISIC code

Information		[Type= discrete] [Format=numeric] [Range= 111-9900] [Missing=*]	
Statistics [NW/ W]		[Valid=7689 /-] [Invalid=3504 /-]	
Value	Label	Cases	Percentage
111	Growing of cereals (except rice), leguminous crops and oil s	1542	<div></div> 20.1%
112	Growing of rice	27	<div></div> 0.4%
113	Growing of vegetables and melons, roots and tubers	494	<div></div> 6.4%
114	Growing of sugar cane	12	<div></div> 0.2%
115	Growing of tobacco	6	<div></div> 0.1%
116	Growing of fibre crops	3	<div></div> 0.0%

File : GSEC8

h8q20b_fourDigit: SubCategory level3 - ISIC code

Value	Label	Cases	Percentage
119	Growing of other non-perennial crops	1411	18.4%
121	Growing of grapes	0	
122	Growing of tropical and subtropical fruits	78	1.0%
123	Growing of citrus fruits	0	
124	Growing of pome fruits and stone fruits	0	
125	Growing of other tree and bush fruits and nuts	0	
126	Growing of oleaginous fruits	0	
127	Growing of beverage crops	14	0.2%
128	Growing of spices, aromatic, drug and pharmaceutical crops	0	
129	Growing of other perennial crops	384	5.0%
130	Plant propagation	0	
141	Raising of cattle and buffaloes	162	2.1%
142	Raising of horses and other equines	0	
143	Raising of camels and camelids	0	
144	Raising of sheep and goats	34	0.4%
145	Raising of swine/pigs	11	0.1%
146	Raising of poultry	12	0.2%
149	Raising of other animals	9	0.1%
150	Mixed farming	1246	16.2%
161	Support activities for crop production	70	0.9%
162	Support activities for animal production	3	0.0%
163	Post-harvest crop activities	7	0.1%
164	Seed processing for propagation	0	
170	Hunting, trapping and related service activities	0	
210	Silviculture and other forestry activities	26	0.3%
220	Logging	17	0.2%
230	Gathering of non-wood forest products	1	0.0%
240	Support services to forestry	4	0.1%
311	Marine fishing	0	
312	Freshwater fishing	34	0.4%
321	Marine aquaculture	0	
322	Freshwater aquaculture	0	
510	Mining of hard coal	1	0.0%
520	Mining of lignite	0	
610	Extraction of crude petroleum	0	
620	Extraction of natural gas	0	
710	Mining of iron ores	0	
721	Mining of uranium and thorium ores	0	
729	Mining of other non-ferrous metal ores	0	
810	Quarrying of stone, sand and clay	23	0.3%
891	Mining of chemical and fertilizer minerals	0	
892	Extraction of peat	0	
893	Extraction of salt	0	

File : GSEC8

h8q20b_fourDigit: SubCategory level3 - ISIC code

Value	Label	Cases	Percentage
899	Other mining and quarrying n.e.c.	3	0.0%
910	Support activities for petroleum and natural gas extraction	0	
990	Support activities for other mining and quarrying	2	0.0%
1010	Processing and preserving of meat	2	0.0%
1020	Processing and preserving of fish, crustaceans and molluscs	0	
1030	Processing and preserving of fruit and vegetables	0	
1040	Manufacture of vegetable and animal oils and fats	0	
1050	Manufacture of dairy products	1	0.0%
1061	Manufacture of grain mill products	9	0.1%
1062	Manufacture of starches and starch products	3	0.0%
1071	Manufacture of bakery products	12	0.2%
1072	Manufacture of sugar	4	0.1%
1073	Manufacture of cocoa, chocolate and sugar confectionery	2	0.0%
1074	Manufacture of macaroni, noodles, couscous and similar farin	0	
1075	Manufacture of prepared meals and dishes	0	
1079	Manufacture of other food products n.e.c.	14	0.2%
1080	Manufacture of prepared animal feeds	0	
1101	Distilling, rectifying and blending of spirits	16	0.2%
1102	Manufacture of wines	0	
1103	Manufacture of malt liquors and malt	21	0.3%
1104	Manufacture of soft drinks; production of mineral waters and	7	0.1%
1200	Manufacture of tobacco products	0	
1311	Preparation and spinning of textile fibres	2	0.0%
1312	Weaving of textiles	1	0.0%
1313	Finishing of textiles	2	0.0%
1391	Manufacture of knitted and crocheted fabrics	0	
1392	Manufacture of made-up textile articles, except apparel	2	0.0%
1393	Manufacture of carpets and rugs	0	
1394	Manufacture of cordage, rope, twine and netting	0	
1399	Manufacture of other textiles n.e.c.	3	0.0%
1410	Manufacture of wearing apparel, except fur apparel	13	0.2%
1420	Manufacture of articles of fur	0	
1430	Manufacture of knitted and crocheted apparel	0	
1511	Tanning and dressing of leather; dressing and dyeing of fur	1	0.0%
1512	Manufacture of luggage, handbags and the like, saddlery and	1	0.0%
1520	Manufacture of footwear	0	
1610	Sawmilling and planing of wood	4	0.1%
1621	Manufacture of veneer sheets and wood-based panels	0	
1622	Manufacture of builders' carpentry and joinery	11	0.1%
1623	Manufacture of wooden containers	0	
1629	Manufacture of other products of wood; manufacture of articl	23	0.3%
1701	Manufacture of pulp, paper and paperboard	0	
1702	Manufacture of corrugated paper and paperboard and of contai	0	

File : GSEC8

h8q20b_fourDigit: SubCategory level3 - ISIC code

Value	Label	Cases	Percentage
1709	Manufacture of other articles of paper and paperboard	1	0.0%
1811	Printing	0	
1812	Service activities related to printing	0	
1820	Reproduction of recorded media	0	
1910	Manufacture of coke oven products	1	0.0%
1920	Manufacture of refined petroleum products	1	0.0%
2011	Manufacture of basic chemicals	0	
2012	Manufacture of fertilizers and nitrogen compounds	0	
2013	Manufacture of plastics and synthetic rubber in primary form	1	0.0%
2021	Manufacture of pesticides and other agrochemical products	0	
2022	Manufacture of paints, varnishes and similar coatings, print	0	
2023	Manufacture of soap and detergents, cleaning and polishing p	0	
2029	Manufacture of other chemical products n.e.c.	0	
2030	Manufacture of man-made fibres	0	
2100	Manufacture of pharmaceuticals, medicinal chemical and botan	1	0.0%
2211	Manufacture of rubber tyres and tubes; retreading and rebuil	0	
2219	Manufacture of other rubber products	0	
2220	Manufacture of plastics products	2	0.0%
2310	Manufacture of glass and glass products	0	
2391	Manufacture of refractory products	0	
2392	Manufacture of clay building materials	31	0.4%
2393	Manufacture of other porcelain and ceramic products	0	
2394	Manufacture of cement, lime and plaster	0	
2395	Manufacture of articles of concrete, cement and plaster	0	
2396	Cutting, shaping and finishing of stone	0	
2399	Manufacture of other non-metallic mineral products n.e.c.	7	0.1%
2410	Manufacture of basic iron and steel	2	0.0%
2420	Manufacture of basic precious and other non-ferrous metals	1	0.0%
2431	Casting of iron and steel	1	0.0%
2432	Casting of non-ferrous metals	0	
2511	Manufacture of structural metal products	5	0.1%
2512	Manufacture of tanks, reservoirs and containers of metal	0	
2513	Manufacture of steam generators, except central heating hot	0	
2520	Manufacture of weapons and ammunition	0	
2591	Forging, pressing, stamping and roll-forming of metal; powde	1	0.0%
2592	Treatment and coating of metals; machining	0	
2593	Manufacture of cutlery, hand tools and general hardware	3	0.0%
2599	Manufacture of other fabricated metal products n.e.c.	12	0.2%
2610	Manufacture of electronic components and boards	0	
2620	Manufacture of computers and peripheral equipment	0	
2630	Manufacture of communication equipment	0	
2640	Manufacture of consumer electronics	0	
2651	Manufacture of measuring, testing, navigating and control eq	0	

File : GSEC8

h8q20b_fourDigit: SubCategory level3 - ISIC code

Value	Label	Cases	Percentage
2652	Manufacture of watches and clocks	0	
2660	Manufacture of irradiation, electromedical and electrotherap	0	
2670	Manufacture of optical instruments and photographic equipmen	0	
2680	Manufacture of magnetic and optical media	0	
2710	Manufacture of electric motors, generators, transformers and	0	
2720	Manufacture of batteries and accumulators	0	
2731	Manufacture of fibre optic cables	0	
2732	Manufacture of other electronic and electric wires and cable	0	
2733	Manufacture of wiring devices	0	
2740	Manufacture of electric lighting equipment	0	
2750	Manufacture of domestic appliances	0	
2790	Manufacture of other electrical equipment	0	
2811	Manufacture of engines and turbines, except aircraft, vehicl	0	
2812	Manufacture of fluid power equipment	0	
2813	Manufacture of other pumps, compressors, taps and valves	0	
2814	Manufacture of bearings, gears, gearing and driving elements	0	
2815	Manufacture of ovens, furnaces and furnace burners	0	
2816	Manufacture of lifting and handling equipment	0	
2817	Manufacture of office machinery and equipment (except comput	0	
2818	Manufacture of power-driven hand tools	0	
2819	Manufacture of other general-purpose machinery	0	
2821	Manufacture of agricultural and forestry machinery	0	
2822	Manufacture of metal-forming machinery and machine tools	0	
2823	Manufacture of machinery for metallurgy	0	
2824	Manufacture of machinery for mining, quarrying and construct	0	
2825	Manufacture of machinery for food, beverage and tobacco proc	0	
2826	Manufacture of machinery for textile, apparel and leather pr	0	
2829	Manufacture of other special-purpose machinery	0	
2910	Manufacture of motor vehicles	1	0.0%
2920	Manufacture of bodies (coachwork) for motor vehicles; manufa	0	
2930	Manufacture of parts and accessories for motor vehicles	0	
3011	Building of ships and floating structures	0	
3012	Building of pleasure and sporting boats	0	
3020	Manufacture of railway locomotives and rolling stock	0	
3030	Manufacture of air and spacecraft and related machinery	0	
3040	Manufacture of military fighting vehicles	0	
3091	Manufacture of motorcycles	0	
3092	Manufacture of bicycles and invalid carriages	0	
3099	Manufacture of other transport equipment n.e.c.	0	
3100	Manufacture of furniture	3	0.0%
3211	Manufacture of jewellery and related articles	0	
3212	Manufacture of imitation jewellery and related articles	0	
3220	Manufacture of musical instruments	0	

File : GSEC8

h8q20b_fourDigit: SubCategory level3 - ISIC code

Value	Label	Cases	Percentage
3230	Manufacture of sports goods	0	
3240	Manufacture of games and toys	0	
3250	Manufacture of medical and dental instruments and supplies	0	
3290	Other manufacturing n.e.c.	10	0.1%
3311	Repair of fabricated metal products	2	0.0%
3312	Repair of machinery	1	0.0%
3313	Repair of electronic and optical equipment	0	
3314	Repair of electrical equipment	0	
3315	Repair of transport equipment, except motor vehicles	1	0.0%
3319	Repair of other equipment	0	
3320	Installation of industrial machinery and equipment	1	0.0%
3510	Electric power generation, transmission and distribution	7	0.1%
3520	Manufacture of gas; distribution of gaseous fuels through ma	1	0.0%
3530	Steam and air conditioning supply	0	
3600	Water collection, treatment and supply	3	0.0%
3700	Sewerage	0	
3811	Collection of non-hazardous waste	0	
3812	Collection of hazardous waste	0	
3821	Treatment and disposal of non-hazardous waste	0	
3822	Treatment and disposal of hazardous waste	0	
3830	Materials recovery	0	
3900	Remediation activities and other waste management services	1	0.0%
4100	Construction of buildings	154	2.0%
4210	Construction of roads and railways	4	0.1%
4220	Construction of utility projects (roads and railways)	1	0.0%
4290	Construction of other civil engineering projects	1	0.0%
4311	Demolition	0	
4312	Site preparation	0	
4321	Electrical installation	0	
4322	Plumbing, heat and air-conditioning installation	4	0.1%
4329	Other construction installation	0	
4330	Building completion and finishing	5	0.1%
4390	Other specialized construction activities	10	0.1%
4510	Sale of motor vehicles	1	0.0%
4520	Maintenance and repair of motor vehicles	30	0.4%
4530	Sale of motor vehicle parts and accessories	3	0.0%
4540	Sale, maintenance and repair of motorcycles and related part	10	0.1%
4610	Wholesale on a fee or contract basis	1	0.0%
4620	Wholesale of agricultural raw materials and live animals	22	0.3%
4630	Wholesale of food, beverages and tobacco	15	0.2%
4641	Wholesale of textiles, clothing and footwear	1	0.0%
4649	Wholesale of other household goods	3	0.0%
4651	Wholesale of computers, computer peripheral equipment and so	0	

File : GSEC8

h8q20b_fourDigit: SubCategory level3 - ISIC code

Value	Label	Cases	Percentage
4652	Wholesale of electronic and telecommunications equipment and	0	
4653	Wholesale of agricultural machinery, equipment and supplies	1	0.0%
4659	Wholesale of other machinery and equipment	1	0.0%
4661	Wholesale of solid, liquid and gaseous fuels and related pro	1	0.0%
4662	Wholesale of metals and metal ores	0	
4663	Wholesale of construction materials, hardware, plumbing and	0	
4669	Wholesale of waste and scrap and other products n.e.c.	2	0.0%
4690	Non-specialized wholesale trade	6	0.1%
4711	Retail sale in non-specialized stores with food, beverages o	49	0.6%
4719	Other retail sale in non-specialized stores	70	0.9%
4721	Retail sale of food in specialized stores	45	0.6%
4722	Retail sale of beverages in specialized stores	26	0.3%
4723	Retail sale of tobacco products in specialized stores	2	0.0%
4730	Retail sale of automotive fuel in specialized stores	2	0.0%
4741	Retail sale of computers, peripheral units, software and tel	2	0.0%
4742	Retail sale of audio and video equipment in specialized stor	1	0.0%
4751	Retail sale of textiles in specialized stores	3	0.0%
4752	Retail sale of hardware, paints and glass in specialized sto	5	0.1%
4753	Retail sale of carpets, rugs, wall and floor coverings in sp	0	
4759	Retail sale of electrical household appliances, furniture, l	5	0.1%
4761	Retail sale of books, newspapers and stationary in specializ	0	
4762	Retail sale of music and video recordings in specialized sto	0	
4763	Retail sale of sporting equipment in specialized stores	0	
4764	Retail sale of games and toys in specialized stores	0	
4771	Retail sale of clothing, footwear and leather articles in sp	18	0.2%
4772	Retail sale of pharmaceutical and medical goods, cosmetic an	13	0.2%
4773	Other retail sale of new goods in specialized stores	55	0.7%
4774	Retail sale of second-hand goods	4	0.1%
4781	Retail sale via stalls and markets of food, beverages and to	53	0.7%
4782	Retail sale via stalls and markets of textiles, clothing and	23	0.3%
4789	Retail sale via stalls and markets of other goods	66	0.9%
4791	Retail sale via mail order houses or via Internet	0	
4799	Other retail sale not in stores, stalls or markets	113	1.5%
4911	Passenger rail transport, interurban	1	0.0%
4912	Freight rail transport	0	
4921	Urban and suburban passenger land transport	87	1.1%
4922	Other passenger land transport	95	1.2%
4923	Freight transport by road	12	0.2%
4930	Transport via pipeline	0	
5011	Sea and coastal passenger water transport	0	
5012	Sea and coastal freight water transport	0	
5021	Inland passenger water transport	0	
5022	Inland freight water transport	0	

File : GSEC8

h8q20b_fourDigit: SubCategory level3 - ISIC code

Value	Label	Cases	Percentage
5110	Passenger air transport	0	
5120	Freight air transport	0	
5210	Warehousing and storage	0	
5221	Service activities incidental to land transportation	0	
5222	Service activities incidental to water transportation	0	
5223	Service activities incidental to air transportation	0	
5224	Cargo handling	2	0.0%
5229	Other transportation support activities	3	0.0%
5310	Postal activities	0	
5320	Courier activities	0	
5510	Short term accommodation activities	5	0.1%
5520	Camping grounds, recreational vehicle parks and trailer park	0	
5590	Other accommodation	1	0.0%
5610	Restaurants and mobile food service activities	58	0.8%
5621	Event catering	1	0.0%
5629	Other food service activities	10	0.1%
5630	Beverage serving activities	25	0.3%
5811	Book publishing	0	
5812	Publishing of directories and mailing lists	0	
5813	Publishing of newspapers, journals and periodicals	2	0.0%
5819	Other publishing activities	0	
5820	Software publishing	0	
5911	Motion picture, video and television programme production ac	1	0.0%
5912	Motion picture, video and television programme post-producti	0	
5913	Motion picture, video and television programme distribution	0	
5914	Motion picture projection activities	1	0.0%
5920	Sound recording and music publishing activities	0	
6010	Radio broadcasting	1	0.0%
6020	Television programming and broadcasting activities	0	
6110	Wired telecommunications activities	0	
6120	Wireless telecommunications activities	2	0.0%
6130	Satellite telecommunications activities	0	
6190	Other telecommunications activities	2	0.0%
6201	Computer programming activities	0	
6202	Computer consultancy and computer facilities management acti	0	
6209	Other information technology and computer service activities	1	0.0%
6311	Data processing, hosting and related activities	2	0.0%
6312	Web portals	0	
6391	News agency activities	1	0.0%
6399	Other information service activities n.e.c.	1	0.0%
6411	Central banking	0	
6419	Other monetary intermediation	3	0.0%
6420	Activities of holding companies	0	

File : GSEC8

h8q20b_fourDigit: SubCategory level3 - ISIC code

Value	Label	Cases	Percentage
6430	Trusts, funds and similar financial entities	0	
6491	Financial leasing	0	
6492	Other credit granting	1	0.0%
6499	Other financial service activities, except insurance and pen	6	0.1%
6511	Life insurance	0	
6512	Non-life insurance	0	
6520	Reinsurance	0	
6530	Pension funding	0	
6611	Administration of financial markets	0	
6612	Security and commodity contracts brokerage	0	
6619	Other activities auxiliary to financial service activities	2	0.0%
6621	Risk and damage evaluation	0	
6622	Activities of insurance agents and brokers	0	
6629	Other activities auxiliary to insurance and pension funding	0	
6630	Fund management activities	1	0.0%
6810	Real estate activities with own or leased property	4	0.1%
6820	Real estate activities on a fee or contract basis	6	0.1%
6910	Legal activities	2	0.0%
6920	Accounting, bookkeeping and auditing activities; tax consult	3	0.0%
7010	Activities of head offices	2	0.0%
7020	Management consultancy activities	0	
7110	Architectural and engineering activities and related technic	4	0.1%
7120	Technical testing and analysis	1	0.0%
7210	Research and experimental development on natural sciences an	1	0.0%
7220	Research and experimental development on social sciences and	1	0.0%
7310	Advertising	0	
7320	Market research and public opinion polling	0	
7410	Specialized design activities	0	
7420	Photographic activities	1	0.0%
7490	Other professional, scientific and technical activities n.e.	18	0.2%
7500	Veterinary activities	1	0.0%
7710	Renting and leasing of motor vehicles	0	
7721	Renting and leasing of recreational and sports goods	0	
7722	Renting of video tapes and disks	0	
7729	Renting and leasing of other personal and household goods	2	0.0%
7730	Renting and leasing of other machinery, equipment and tangib	0	
7740	Leasing of intellectual property and similar products, excep	0	
7810	Activities of employment placement agencies	0	
7820	Temporary employment agency activities	0	
7830	Other human resources provision	0	
7911	Travel agency activities	0	
7912	Tour operator activities	0	
7990	Other reservation service and related activities	0	

File : GSEC8

h8q20b_fourDigit: SubCategory level3 - ISIC code

Value	Label	Cases	Percentage
8010	Private security activities	5	0.1%
8020	Security systems service activities	0	
8030	Investigation activities	0	
8110	Combined facilities support activities	0	
8121	General cleaning of buildings	1	0.0%
8129	Other building and industrial cleaning activities	0	
8130	Landscape care and maintenance service activities	0	
8211	Combined office administrative service activities	15	0.2%
8219	Photocopying, document preparation and other specialized off	3	0.0%
8220	Activities of call centres	0	
8230	Activities of collection agencies and credit bureaus	0	
8292	Packaging activities	0	
8299	Other business support service activities n.e.c.	3	0.0%
8411	General public administration activities	16	0.2%
8412	Regulation of the activities of providing health care, educa	1	0.0%
8413	Regulation of and contribution to more efficient operation o	0	
8421	Foreign affairs	0	
8422	Defence activities	8	0.1%
8423	Public order and safety activities	5	0.1%
8430	Compulsory social security activities	9	0.1%
8510	Pre-primary and primary education	168	2.2%
8521	General secondary education	40	0.5%
8522	Technical and vocational secondary education	1	0.0%
8530	Higher education	6	0.1%
8541	Sports and recreation education	0	
8542	Cultural education	0	
8549	Other education n.e.c.	2	0.0%
8550	Educational support activities	4	0.1%
8610	Hospital activities	23	0.3%
8620	Medical and dental practice activities	7	0.1%
8690	Other human health activities	18	0.2%
8710	Residential nursing care facilities	0	
8720	Residential care activities for mental retardation, mental h	0	
8730	Residential care activities for the elderly and disabled	1	0.0%
8790	Other residential care activities	1	0.0%
8810	Social work activities without accommodation for the elderly	3	0.0%
8890	Other social work activities without accommodation	5	0.1%
9000	Creative, arts and entertainment activities	9	0.1%
9101	Library and archives activities	0	
9102	Museums activities and operation of historical sites and bui	0	
9103	Botanical and zoological gardens and nature reserves activit	0	
9200	Gambling and betting activities	0	
9311	Operation of sports facilities	0	

File : GSEC8

h8q20b_fourDigit: SubCategory level3 - ISIC code

Value	Label	Cases	Percentage
9312	Activities of sports clubs	2	0.0%
9319	Other sports activities	1	0.0%
9321	Activities of amusement parks and theme parks	0	
9329	Other amusement and recreation activities n.e.c.	2	0.0%
9411	Activities of business and employers membership organization	0	
9412	Activities of professional membership organizations	0	
9420	Activities of trade unions	0	
9491	Activities of religious organizations	0	
9492	Activities of political organizations	0	
9499	Activities of other membership organizations n.e.c.	0	
9511	Repair of computers and peripheral equipment	1	0.0%
9512	Repair of communication equipment	0	
9521	Repair of consumer electronics	1	0.0%
9522	Repair of household appliances and home and garden equipment	0	
9523	Repair of footwear and leather goods	2	0.0%
9524	Repair of furniture and home furnishings	0	
9529	Repair of other personal and household goods	7	0.1%
9601	Washing and (dry-) cleaning of textile and fur products	6	0.1%
9602	Hairdressing and other beauty treatment	56	0.7%
9603	Funeral and related activities	0	
9609	Other personal service activities n.e.c.	126	1.6%
9700	Activities of households as employers of domestic personnel	30	0.4%
9810	Undifferentiated goods-producing activities of private house	2	0.0%
9820	Undifferentiated service-producing activities of private hou	2	0.0%
9900	Activities of extraterritorial organizations and bodies	2	0.0%
Sysmiss		3504	

Warning: these figures indicate the number of cases found in the data file. They cannot be interpreted as summary statistics of the population of interest.

h8q20b_superConfirm: SUPERVISOR: DO YOU AGREE WITH THE INTERVIEWER'S ISIC CODE?

Information	[Type= discrete] [Format=numeric] [Range= 1-2] [Missing=*]
Statistics [NW/ W]	[Valid=7592 /-] [Invalid=3601 /-]

Value	Label	Cases	Percentage
1	Yes	7582	99.9%
2	No	10	0.1%
Sysmiss		3601	

Warning: these figures indicate the number of cases found in the data file. They cannot be interpreted as summary statistics of the population of interest.

s8q22: 22. In this (main) job/business that [NAME] had during the last 7 days, was

Information	[Type= discrete] [Format=numeric] [Range= 1-6] [Missing=*]
Statistics [NW/ W]	[Valid=7689 /-] [Invalid=3504 /-]

Value	Label	Cases	Percentage
1	Working for someone else for pay?	1399	18.2%
2	An employer?	13	0.2%
3	An own-account worker?	924	12.0%

File : GSEC8

s8q22: 22. In this (main) job/business that [NAME] had during the last 7 days, was

Value	Label	Cases	Percentage
4	Helping without pay in a household business?	112	1.5%
5	An apprentice?	48	0.6%
6	Working on the household farm or with household livestock?	5193	67.5%
Sysmiss		3504	

Warning: these figures indicate the number of cases found in the data file. They cannot be interpreted as summary statistics of the population of interest.

s8q22_1: 22_1. In general, are the products obtained from this land for sale/barter or ma

Information	[Type= discrete] [Format=numeric] [Range= 1-4] [Missing=*]
Statistics [NW/ W]	[Valid=5193 /-] [Invalid=6000 /-]

Value	Label	Cases	Percentage
1	only for sale/barter	73	1.4%
2	Mainly for sale/barter but partly for own or family	1429	27.5%
3	Mainly for own or family use but partly for sale/barter	3134	60.4%
4	Only for own or family use	557	10.7%
Sysmiss		6000	

Warning: these figures indicate the number of cases found in the data file. They cannot be interpreted as summary statistics of the population of interest.

s8q23: 23. Does this employer contribute to any pension/ retirement fund for [NAME]?

Information	[Type= discrete] [Format=numeric] [Range= 1-2] [Missing=*]
Statistics [NW/ W]	[Valid=1399 /-] [Invalid=9794 /-]

Value	Label	Cases	Percentage
1	Yes	190	13.6%
2	No	1209	86.4%
Sysmiss		9794	

Warning: these figures indicate the number of cases found in the data file. They cannot be interpreted as summary statistics of the population of interest.

s8q24: 24. Is [NAME] entitled to any paid leave from this employer?

Information	[Type= discrete] [Format=numeric] [Range= 1-2] [Missing=*]
Statistics [NW/ W]	[Valid=1399 /-] [Invalid=9794 /-]

Value	Label	Cases	Percentage
1	Yes	238	17.0%
2	No	1161	83.0%
Sysmiss		9794	

Warning: these figures indicate the number of cases found in the data file. They cannot be interpreted as summary statistics of the population of interest.

s8q68: 68. Is [NAME] entitled to paid sick leave from this employer?

Information	[Type= discrete] [Format=numeric] [Range= 1-2] [Missing=*]
Statistics [NW/ W]	[Valid=1399 /-] [Invalid=9794 /-]

Value	Label	Cases	Percentage
1	Yes	288	20.6%
2	No	1111	79.4%
Sysmiss		9794	

Warning: these figures indicate the number of cases found in the data file. They cannot be interpreted as summary statistics of the population of interest.

File : GSEC8

s8q26: 26. Does this employer deduct or pay income tax (PAYE) from [NAME]'s salary?

Information	[Type= discrete] [Format=numeric] [Range= 1-2] [Missing=*]
Statistics [NW/ W]	[Valid=1399 /-] [Invalid=9794 /-]

Value	Label	Cases	Percentage
1	Yes	232	16.6%
2	No	1167	83.4%
Sysmiss		9794	

Warning: these figures indicate the number of cases found in the data file. They cannot be interpreted as summary statistics of the population of interest.

s8q27: 27. Is [NAME]'s employment agreement written or verbal?

Information	[Type= discrete] [Format=numeric] [Range= 1-2] [Missing=*]
Statistics [NW/ W]	[Valid=1399 /-] [Invalid=9794 /-]

Value	Label	Cases	Percentage
1	Written	388	27.7%
2	Verbal	1011	72.3%
Sysmiss		9794	

Warning: these figures indicate the number of cases found in the data file. They cannot be interpreted as summary statistics of the population of interest.

s8q69: 69. Is your contract or agreement of unlimited or limited duration?

Information	[Type= discrete] [Format=numeric] [Range= 1-2] [Missing=*]
Statistics [NW/ W]	[Valid=1399 /-] [Invalid=9794 /-]

Value	Label	Cases	Percentage
1	Unlimited duration	1154	82.5%
2	Limited duration	245	17.5%
Sysmiss		9794	

Warning: these figures indicate the number of cases found in the data file. They cannot be interpreted as summary statistics of the population of interest.

s8q29: 29. What is the duration of [NAME]'s employment agreement?

Information	[Type= discrete] [Format=numeric] [Range= 1-6] [Missing=*]
Statistics [NW/ W]	[Valid=245 /-] [Invalid=10948 /-]

Value	Label	Cases	Percentage
1	A week or less	116	47.3%
2	More than a week but less than a month	26	10.6%
3	One to six months	23	9.4%
4	Seven to eleven months	5	2.0%
5	One to five years	47	19.2%
6	More than 5 years	28	11.4%
Sysmiss		10948	

Warning: these figures indicate the number of cases found in the data file. They cannot be interpreted as summary statistics of the population of interest.












s8q30: 30. During the last 12 months, for how many months did [NAME] work in this job?

Information	[Type= discrete] [Format=numeric] [Range= 0-12] [Missing=*]
Statistics [NW/ W]	[Valid=1399 /-] [Invalid=9794 /-] [Mean=9.26 /-] [StdDev=3.541 /-]

Value	Label	Cases	Percentage
0		1	0.1%
1		50	3.6%

File : GSEC8





s8q30: 30. During the last 12 months, for how many months did [NAME] work in this job?

Value	Label	Cases	Percentage
2		54	 3.9%
3		57	 4.1%
4		39	 2.8%
5		46	 3.3%
6		90	 6.4%
7		31	 2.2%
8		135	 9.6%
9		71	 5.1%
10		59	 4.2%
11		18	 1.3%
12		748	 53.5%
Sysmiss		9794	

Warning: these figures indicate the number of cases found in the data file. They cannot be interpreted as summary statistics of the population of interest.

s8q30b: 30b. During the last 12 months, for how many weeks per month did [NAME] work?




Information	[Type= discrete] [Format=numeric] [Range= 1-4] [Missing=*]
Statistics [NW/ W]	[Valid=1399 /-] [Invalid=9794 /-] [Mean=3.652 /-] [StdDev=0.761 /-]

Value	Label	Cases	Percentage
1		32	 2.3%
2		150	 10.7%
3		91	 6.5%
4		1126	 80.5%
Sysmiss		9794	

Warning: these figures indicate the number of cases found in the data file. They cannot be interpreted as summary statistics of the population of interest.

s8q32: 32.Is [NAME]â€™s business (or hh business where he works) registered for VAT?




Information	[Type= discrete] [Format=numeric] [Range= 1-9] [Missing=*]
Statistics [NW/ W]	[Valid=1049 /-] [Invalid=10144 /-]

Value	Label	Cases	Percentage
1	Yes	36	 3.4%
2	No	994	 94.8%
8	Don't know	19	 1.8%
9	Refused	0	
Sysmiss		10144	

Warning: these figures indicate the number of cases found in the data file. They cannot be interpreted as summary statistics of the population of interest.

s8q33: 33.Is [NAME]â€™s business(or hh business where he works)registered for income tax?

Information	[Type= discrete] [Format=numeric] [Range= 1-9] [Missing=*]
Statistics [NW/ W]	[Valid=1049 /-] [Invalid=10144 /-]

Value	Label	Cases	Percentage
1	Yes	60	 5.7%
2	No	975	 92.9%
8	Don't know	14	 1.3%
9	Refused	0	

File : GSEC8

s8q33: 33.Is [NAME]â€™s business(or hh business where he works)registered for income tax?

Value	Label	Cases	Percentage
Sysmiss		10144	

Warning: these figures indicate the number of cases found in the data file. They cannot be interpreted as summary statistics of the population of interest.

s8q70: 70. What is the type of ownership of your business/farm?

Information	[Type= discrete] [Format=numeric] [Range= 1-6] [Missing=*]
Statistics [NW/ W]	[Valid=1049 /-] [Invalid=10144 /-]

Value	Label	Cases	Percentage
1	Individual owner (or with other household members)	1028	98.0%
2	Partnership with members of other households	11	1.0%
3	Incorporated enterprise (Private Limited Co., Public Limited	4	0.4%
6	Other (specify)	6	0.6%
Sysmiss		10144	

Warning: these figures indicate the number of cases found in the data file. They cannot be interpreted as summary statistics of the population of interest.

s8q71: 71. Does your business/farm keep a complete record of accounts?

Information	[Type= discrete] [Format=numeric] [Range= 1-8] [Missing=*]
Statistics [NW/ W]	[Valid=1049 /-] [Invalid=10144 /-]

Value	Label	Cases	Percentage
1	Yes	160	15.3%
2	No	867	82.7%
8	Donâ€™t know	22	2.1%
Sysmiss		10144	

Warning: these figures indicate the number of cases found in the data file. They cannot be interpreted as summary statistics of the population of interest.

s8q35: 35. Is [NAME]â€™s employer /business (at [NAME]â€™s main job)?

Information	[Type= discrete] [Format=numeric] [Range= 1-7] [Missing=*]
Statistics [NW/ W]	[Valid=2496 /-] [Invalid=8697 /-]

Value	Label	Cases	Percentage
1	National Government	121	4.8%
2	Local government	68	2.7%
3	Government controlled business (NWSC, UMEME)	12	0.5%
4	A commercial bank	3	0.1%
5	A private enterprise (other than a commercial bank)	1237	49.6%
6	Non-profit organization (NGO/CBO)	38	1.5%
7	A private household	1017	40.7%
Sysmiss		8697	

Warning: these figures indicate the number of cases found in the data file. They cannot be interpreted as summary statistics of the population of interest.

s8q72: 72. Where is your usual place of work located?

Information	[Type= discrete] [Format=numeric] [Range= 1-96] [Missing=*]
Statistics [NW/ W]	[Valid=7689 /-] [Invalid=3504 /-]

Value	Label	Cases	Percentage
1	In your home	163	2.1%
2	Structure attached to your home	109	1.4%
3	At the clientâ€™s or employerâ€™s home	143	1.9%

File : GSEC8

s8q72: 72. Where is your usual place of work located?

Value	Label	Cases	Percentage
4	Enterprise, plant, factory, office, shop, workshop etc. (sep	908	11.8%
5	On a farm or agricultural plot	5403	70.3%
6	Construction site	140	1.8%
7	Fixed stall in the market/street	235	3.1%
8	Without fixed location/mobile/open space	525	6.8%
96	Other (specify)	63	0.8%
Sysmiss		3504	

Warning: these figures indicate the number of cases found in the data file. They cannot be interpreted as summary statistics of the population of interest.

s8q37: 37. In the last 7 days, did [NAME] have more than one economic activity?

Information	[Type= discrete] [Format=numeric] [Range= 1-2] [Missing=*]
Statistics [NW/ W]	[Valid=7689 /-] [Invalid=3504 /-]

Value	Label	Cases	Percentage
1	Yes	1144	14.9%
2	No	6545	85.1%
Sysmiss		3504	

Warning: these figures indicate the number of cases found in the data file. They cannot be interpreted as summary statistics of the population of interest.

s8q38a: 38a. What kind of work do [NAME] usually do in the secondary job/business?

Information	[Type= discrete] [Format=character] [Missing=*]
Statistics [NW/ W]	[Valid=1144 /-] [Invalid=0 /-]

Value	Label	Cases	Percentage
AGRICULTURA CASUAL LABORER		4	0.3%
AGRICULTURA CASUAL LABOURER		5	0.4%
AGRICULTURA CASUAL LBOURER		1	0.1%
AN APPRENTICE IN A SALON		1	0.1%
AUTHOR OF SCIENCE TEXT BOOKS		1	0.1%
Agricultural Labourer		1	0.1%
Agricultural casual labourer		4	0.3%
Agricultural consultant in the municipality		1	0.1%
Agricultural labourer		2	0.2%
Agriculture		1	0.1%
Agriculture farm laborer		1	0.1%

File : GSEC8

s8q38a: 38a. What kind of work do [NAME] usually do in the secondary job/business?

Value	Label	Cases	Percentage
Agriculture labourer		4	0.3%
BAR		1	0.1%
BAR ATTENDANT		2	0.2%
BARBER		1	0.1%
BARBERS		1	0.1%
BARSHOP		1	0.1%
BARTENDER		1	0.1%
BLACKSMITH		1	0.1%
BODA BODA RIDER		3	0.3%
BODA- BODA MOTORCYCLE		1	0.1%
BREWING AND DISTILLING WARAGI		1	0.1%
BREWING AND SELLING LOCAL BREW		1	0.1%
BREWING LOCAL BREW		1	0.1%
BREWING LOCAL WARAGI AND MARUWA		1	0.1%
BREWING LOCAL WARAGI AND SELLING WARAGI		1	0.1%
BREWING WARAGI		1	0.1%
BRICK LAYER		1	0.1%
BRICK LAYING		1	0.1%
BRICK MAKER		2	0.2%
BRICK maker		1	0.1%
BROKER		1	0.1%
BUILDER		2	0.2%
BUILDER AT A CONSTRUCTION SITE		1	0.1%
BUILDING CONSTRUCTION FOR PAY		1	0.1%
BURNING CHARCOAL		3	0.3%
BUTCHER		1	0.1%

File : GSEC8

s8q38a: 38a. What kind of work do [NAME] usually do in the secondary job/business?

Value	Label	Cases	Percentage
BUYING AND SELLING LIVESTOCK IN THE MARKET		2	0.2%
BUYING AND SELLING LIVESTOCK, GOATS AND POULTRY		1	0.1%
BUYING AND SELLING LOCAL BREW		1	0.1%
BUYING AND SELLING MATOOKE		1	0.1%
BUYING AND SELLING PETROL AT A ROADSIDE STALL ON RETAIL SCALE AT A STALL IN THE TRADING CENTRE		1	0.1%
BUYING AND SELLING PETROL ON RETAIL SCALE		1	0.1%
BUYING AND SELLING SWEET BANANAS(BOO IN MARKETS		1	0.1%
BUYING AND SELLING TOMATOES		1	0.1%
Barber		1	0.1%
Bicycle and motorcycles repairer		1	0.1%
Boda boda rider		3	0.3%
Boda boder riding		1	0.1%
Bodaboda rider		1	0.1%
Brewing alcohol		2	0.2%
Brewing beer		2	0.2%
Brewing local alcohol		4	0.3%
Brewing local beer		1	0.1%
Brewing local waragi		1	0.1%
Builder		2	0.2%
















File : GSEC8

s8q38a: 38a. What kind of work do [NAME] usually do in the secondary job/business?

Value	Label	Cases	Percentage
Buying and selling of Agricultural produce		4	0.3%
CARPENTER		5	0.4%
CASSAVA GROWER		1	0.1%
CASUAL LABOURER		1	0.1%
CASUAL AGRICULTURAL LABOURER DIGGING PEOPLE'S GARDENS		1	0.1%
CASUAL CROP LABOURERS		1	0.1%
CASUAL LABORER LOADING AND OFFLOADING IN SUGARCANE PLANTATIONS		1	0.1%
CASUAL LABOURER		14	1.2%
CASUAL LABOURER IN AGRICULTURE		2	0.2%
CASUAL LABOURER ON AGRICULTURAL FARMS		1	0.1%
CASUAL LABOURER ON PRIVATE FARMS		2	0.2%
CASUAL LABOURER THAT CLEANS CLOTHES		1	0.1%
CATTLE KEEPING		1	0.1%
CAUSAL LABORER IN AGRICULTURE		1	0.1%
CHAIRMAN LC1 PRIMARY CELL MALUKHU		1	0.1%
CHARCOAL BURNING		1	0.1%
CHARCOAL BURNER		4	0.3%

File : GSEC8

s8q38a: 38a. What kind of work do [NAME] usually do in the secondary job/business?

Value	Label	Cases	Percentage
CHARCOAL BURNING		4	 0.3%
CHARGING PHONES FOR PAY		1	 0.1%
CLEARING LAND FOR AGRICULTURE		1	 0.1%
CLINIC INSTRUCTOR		1	 0.1%
COLLECTING TAXES IN THE MARKET FOR PAY		1	 0.1%
COMMERCIAL CROP AND ANIMAL FARMER		1	 0.1%
COMMERCIAL CROP FARMER		1	 0.1%
COMMERCIAL CROP FARMER GROWING MAIZE AND BEANS AND SWEET POTATOES		2	 0.2%
COMMERCIAL CROP FARMER GROWING MAIZE, BEANS AND SWEET POTATOES		1	 0.1%
COMMERCIAL FARMER		1	 0.1%
COMMERCIAL LIVESTOCK REARER		1	 0.1%
COMMERCIAL MIXED FARMER		11	 1.0%
COMMUNITY BASED TRAINER		1	 0.1%
COMPOUND CLEANING AT HASSY RESORT HOTEL		1	 0.1%
CONSTRUCTION OF BUILDINGS		1	 0.1%

File : GSEC8

s8q38a: 38a. What kind of work do [NAME] usually do in the secondary job/business?

Value	Label	Cases	Percentage
CONSTRUCTION OF BUILDINGS FOR PAY		1	0.1%
COOKING FOOD AT A SCHOOL		1	0.1%
CROP FARM LABORER		10	0.9%
CROP FARM LABOURER		26	2.3%
CROP FARMER		1	0.1%
CROP FARMING		18	1.6%
CROP FARMING LABOURER		1	0.1%
CROP farmer		1	0.1%
CULTIVATING OWN FARM		2	0.2%
CULTIVATION OF OWN FARM		3	0.3%
CULTIVATION ON OWN FARM		2	0.2%
CURING TOBACCO FOR PAY		1	0.1%
CUTTING DOWN TREES		1	0.1%
CUTTING GRASS FOR THATCHING.		1	0.1%
CUTTING LOGS TO BURN CHARCOAL		1	0.1%
Carpenter		1	0.1%
Casual Labourer transporting rice from farms		1	0.1%
Casual laborer at site		1	0.1%
Casual laborer in agriculture		2	0.2%
Casual labourer		4	0.3%
Casual labourer in agriculture		2	0.2%
Causal laborer		5	0.4%
Causal labourer		2	0.2%
Causal worker		5	0.4%

File : GSEC8

s8q38a: 38a. What kind of work do [NAME] usually do in the secondary job/business?

Value	Label	Cases	Percentage
Charcoal burning		1	0.1%
Charcoal seller		1	0.1%
Collecting firewood for sale		1	0.1%
Collecting revenue		1	0.1%
Commercial crop farmer		5	0.4%
Commercial crop farming		1	0.1%
Crop farm labourer		9	0.8%
Crop farmer		13	1.1%
Crop farming		1	0.1%
Crop growing and livestock keeping		10	0.9%
Crop growing and livestock raring		1	0.1%
Cultivates other people's gardens		2	0.2%
Cutting wood		1	0.1%
DEALS IN PRODUCE		1	0.1%
DIGGING		10	0.9%
DIGGING FOR OTHER PEOPLE		1	0.1%
DIGGING GARDEN FOR PAY		1	0.1%
DIGGING IN THE GARDEN		1	0.1%
DIGGING OTHER PEOPLE'S GARDEN		1	0.1%
DIGGING OTHER PEOPLE'S GARDENS FOR PAY		1	0.1%
DIGGING PEOPLE'S GARDENS		2	0.2%
DIGGING PEOPLE'S GARDENS AND CLEARING		1	0.1%

File : GSEC8

s8q38a: 38a. What kind of work do [NAME] usually do in the secondary job/business?

Value	Label	Cases	Percentage
DIGGING PEOPLE'S GARDENS FOR PAY		2	0.2%
DIRECTING FARM WORKERS WHERE TO PLOUGH		1	0.1%
Digging other gardens for pay		3	0.3%
Distilling alcohol		1	0.1%
Distilling of local beer		1	0.1%
Distilling of waragi		2	0.2%
Drying grains for making alcohol		1	0.1%
ELEMENTARY CROP LABOURER		1	0.1%
FEEDING CATTLE		1	0.1%
FIREWOOD SELLER		1	0.1%
FISH MONGER		2	0.2%
FISHER MAN		1	0.1%
FISHING		1	0.1%
FOREMAN		1	0.1%
Farm labourer		1	0.1%
Fast food outlets		1	0.1%
Feeding cattle like cows		1	0.1%
Feeding cattle like cows and pigs		1	0.1%
Fishing and fish mongering		1	0.1%
GRINDING MILL OPERATOR		1	0.1%
GROWING CROPS		1	0.1%
GROWING FOODCROPS		1	0.1%
GROWING MAIZE AND BEANS MAJORLY FOR SALE		1	0.1%

File : GSEC8

s8q38a: 38a. What kind of work do [NAME] usually do in the secondary job/business?

Value	Label	Cases	Percentage
GROWING MAIZE AND COFFEE MAJORLY FOR COMMERCIAL PURPOSES		1	0.1%
GROWING MAIZE FOR COMMERCIAL PURPOSES		1	0.1%
GROWING MATOOKE AND COFFEE MAJORLY COMMERCIAL PURPOSES		1	0.1%
GROWING NON PERENNIAL CROPS		8	0.7%
GROWING RICE FOR SALE		1	0.1%
GROWING SWEET POTATOES FOR HOME CONSUMPTION AND PARTLY FOR SALE		1	0.1%
Ghee saler		1	0.1%
Grinding mill		1	0.1%
Growing crops		1	0.1%
Growing crops and keeping animals		1	0.1%
Growing crops for home consumption		2	0.2%
Growing foodcrops and rearing cattle		1	0.1%
HAIRDRESSER		1	0.1%
HARDWARE SALER		1	0.1%
HARVESTING BEANS		2	0.2%
HARVESTING GROUNDNUTS		1	0.1%
HARVESTING HOUSEHOLD'S OWN CASSAVA		1	0.1%
HARVESTING HOUSEHOLD'S		1	0.1%

File : GSEC8

s8q38a: 38a. What kind of work do [NAME] usually do in the secondary job/business?

Value	Label	Cases	Percentage
OWN GREENGRAM			
HARVESTING HOUSEHOLD'S OWN POTATOES AND MAIZE		1	0.1%
HARVESTING MAIZE		1	0.1%
HARVESTING MILLET FOR PAY		1	0.1%
HARVESTING SORGHUM		1	0.1%
HELPING IN RETAIL TRADE IN GENERAL MERCHANDISE		1	0.1%
HELPING TO HARVEST SOMEONE'S MILLET FOR PAY		1	0.1%
HELPS IN PREPARING BREAKFAST SNACKS		1	0.1%
HOSPITAL CLEANER		1	0.1%
Harvesting crops		1	0.1%
Harvesting sunflower		1	0.1%
Helper Making Local Brewed alcohol		1	0.1%
Helping with cutting of firewood		1	0.1%
House Construction		1	0.1%
LAYING BRICKS		2	0.2%
LC 1 CHAIRPERSON		2	0.2%
Laying bricks		1	0.1%
Livestock Farmer		1	0.1%
Lumber		1	0.1%
MAKES LOCAL BREW		1	0.1%
MAKES PANCAKES		1	0.1%

File : GSEC8

s8q38a: 38a. What kind of work do [NAME] usually do in the secondary job/business?

Value	Label	Cases	Percentage
MAKING AND REPAIRING CLOTHES		1	0.1%
MAKING AND SELLING LOCAL BREW		1	0.1%
MAKING AND SELLING PANCAKES		1	0.1%
MAKING AND SELLING CHAPATIS		1	0.1%
MAKING AND SELLING LOCAL BREW		2	0.2%
MAKING AND SELLING OF PANCAKES		1	0.1%
MAKING BROOMS FOR SALE		1	0.1%
MAKING CHAPATI		1	0.1%
MAKING CHARCOAL FOR SALE		2	0.2%
MAKING LOCAL BREW		2	0.2%
MAKING LOCAL BREW FOR SALE		1	0.1%
MAKING LOCAL BREWED ALCOHOL		5	0.4%
MAKING LOCAL CHAIRS FOR SALE		1	0.1%
MAKING MARUWA FOR SALE		1	0.1%
MAKING OF LOCAL BREW FOR SALE.		1	0.1%
MAKING PANCAKES		2	0.2%
MAKING PANCAKES FOR SALE		1	0.1%
MAKING POTS FOR SALE		1	0.1%
MAKING ROPES		1	0.1%

File : GSEC8

s8q38a: 38a. What kind of work do [NAME] usually do in the secondary job/business?

Value	Label	Cases	Percentage
MAKING SWEET POTATO HEAPS		2	0.2%
MAKING SWEET POTATO HEAPS FOR PAY		3	0.3%
MANAGING DAY AND NIGHT CAR SERVICES		1	0.1%
MANUFACTURING MANDAZI		1	0.1%
MARKET ORIENTED CROP FARMER		2	0.2%
MARKET VENDOR		1	0.1%
MAT AND BASKETS MAKER		1	0.1%
MAT MAKER		1	0.1%
MIDWIFE		1	0.1%
MILLER		1	0.1%
MIXED CRO AND ANIMAL PRODUCTION FOR MAJORLY HOME CONSUMPTION		1	0.1%
MIXED CROP AND LIVESTOCK FARMING		1	0.1%
MIXED CROP AND LIVESTOCK FARMING FOR HOME CONSUMPTION		3	0.3%
MIXED CROP AND LIVESTOCK FARMING FOR MAJORLY COMMERCIAL		1	0.1%
MIXED CROP AND LIVESTOCK FARMING FOR MAJORLY COMMERCIAL PURPOSES		1	0.1%

File : GSEC8

s8q38a: 38a. What kind of work do [NAME] usually do in the secondary job/business?

Value	Label	Cases	Percentage
MIXED CROP AND LIVESTOCK FARMING MAJORLY FOR HOME CONSUMPTION		1	0.1%
MIXED CROP AND LIVESTOCK PRODUCTION		1	0.1%
MIXED FARMING		4	0.3%
MOBILE PHOTOGRAPHER		1	0.1%
Makes crafts		1	0.1%
Making wine		1	0.1%
Making and selling pancakes		1	0.1%
Making and selling pancakes on the road		1	0.1%
Making furniture		1	0.1%
Making mats		1	0.1%
Making ropes		4	0.3%
Manufacture of local brew (kwete)		1	0.1%
Manufacturing local brew		1	0.1%
Manufacturing wine		1	0.1%
Market oriented farmer		3	0.3%
Mending clothes		1	0.1%
Mining and Selling Gold		1	0.1%
NURSERY SCHOOL TEACHER		1	0.1%
Nursing officer		1	0.1%
OFFERS CASUAL LABOR IN SOME ONE'S GARDEN		1	0.1%
OPERATES GRINDING MILL		1	0.1%
OPERATING A RETAIL SHOP		1	0.1%

File : GSEC8

s8q38a: 38a. What kind of work do [NAME] usually do in the secondary job/business?

Value	Label	Cases	Percentage
OPERATING MOBILE MONEY		2	0.2%
OWNER OF A LODGE		1	0.1%
PAINTING HOUSE		1	0.1%
PHOTOGRAPHY		1	0.1%
PLANTING GROUND NUTS		1	0.1%
PLANTING MATOOKE		1	0.1%
PLOUGHING OTHER PEOPLE'S GARDENS FOR PAY		1	0.1%
PLOUGHING SOMEONE'S LAND WITH OXPLOUGH FOR PAY		1	0.1%
PLOUGHING THE HOUSEHOLD'S OWN LAND WITH OXPLOUGHS		1	0.1%
POPCORN MAKER		1	0.1%
PORTER IN CONSTRUCTION OF HOUSES		1	0.1%
PREACHING TO PEOPLE		1	0.1%
PREPARING GARDEN FOR PAY		2	0.2%
PREPARING LAND FOR MAIZE AND BEANS PRODUCTION		1	0.1%
PREPARING THE GARDEN FOR CROP PRODUCTION FOR MAJORLY HOME CONSUMPTION		1	0.1%
PRIMARY SCHOOL BURSAR		1	0.1%

File : GSEC8

s8q38a: 38a. What kind of work do [NAME] usually do in the secondary job/business?

Value	Label	Cases	Percentage
Part time teacher in a secondary school		1	0.1%
Planting Cassava		2	0.2%
Planting beans		1	0.1%
Planting tobacco		1	0.1%
Preparing land for planting		1	0.1%
Preparing local alcohol for sale		1	0.1%
RADIO PRESENTER AT A RADIO STATION		1	0.1%
REARING ANIMALS		1	0.1%
RELIGIOUS LEADER		1	0.1%
REPAIR OF BICYCLES AND MOTORCYCLES		1	0.1%
REPAIRING PEOPLE'S LBICYCLES FOR PAY		1	0.1%
REPAIRS SHOES AND SAUCEPAN		1	0.1%
RETAIL BUYING AND SELLING OF SWEET BANANAS,JACK AVOCADO		1	0.1%
RETAIL SALE OF BANANA JUICE		1	0.1%
RETAIL SALE OF COOKED YAMS		1	0.1%
RETAIL SALE OF FIREWOOD		1	0.1%
RETAIL SALE OF GENERAL MERCHANDISE		5	0.4%
RETAIL SALE OF LIVE ANIMALS		1	0.1%
RETAIL SALE OF LOCAL BREW (MALWA)		1	0.1%
RETAIL SALE OF PAPYRUS		1	0.1%

File : GSEC8

s8q38a: 38a. What kind of work do [NAME] usually do in the secondary job/business?

Value	Label	Cases	Percentage
RETAIL SALE OF ROASTED GROUNDNUTS AND SOYA BEANS		1	0.1%
RETAIL SALE OF SECOND HAND CLOTHES		1	0.1%
RETAIL SALE OF VEGETABLES ON A STALL		1	0.1%
RETAIL SELL OF FISH		1	0.1%
RETAIL SELL OF SECOND HAND CLOTHES		1	0.1%
RETAIL SELLER PRODUCE		1	0.1%
RETAIL SELLING COLORED ICE (BALAFU)		1	0.1%
RETAIL SHOP		1	0.1%
RETAIL SHOP KEEPER		1	0.1%
RETAIL SHOP SELLING GENERAL MERCHANDISE		1	0.1%
RETAIL TRADE		1	0.1%
RETAIL TRADE OF COFFEE		1	0.1%
RETAIL TRADE OF GOATS		1	0.1%
RETAIL TRADE OF TOMATOES		1	0.1%
RIDING A BODABODA		1	0.1%
RIDING A MOTORCYCLE FOR PAY		1	0.1%
RUNS A RETAIL SHOP		1	0.1%
Record clerk		1	0.1%
Retail Sale of general merchandise		1	0.1%

File : GSEC8

s8q38a: 38a. What kind of work do [NAME] usually do in the secondary job/business?

Value	Label	Cases	Percentage
Retail sale of Coffee husks		1	0.1%
Retail sale of beer and other beverage		1	0.1%
Retail sale of general merchandise		4	0.3%
Retail sale of vegetables		2	0.2%
Retail shop of Sodas		1	0.1%
Running a hotel business		1	0.1%
SALE OF BREAKFAST FOOD AT TRADING CENTRE		1	0.1%
SALE OF DRY CASSAVA IN LOCAL MARKET		1	0.1%
SALE OF DUGGAR FISH (MUKENE)		1	0.1%
SALES FOOD ITEMS AT A STALL		1	0.1%
SECONDARY SCHOOL TEACHER		1	0.1%
SELL OF LOCAL BREW		1	0.1%
SELLING OF LOCAL HERBS		1	0.1%
SELLING AIRTIME		1	0.1%
SELLING ANIMALS IN LOCAL MARKET		1	0.1%
SELLING BEER		1	0.1%
SELLING CHARCOAL		1	0.1%
SELLING COOKED FOOD		1	0.1%
SELLING COOKED FOOD ON OPEN MARKET DAYS		1	0.1%

File : GSEC8

s8q38a: 38a. What kind of work do [NAME] usually do in the secondary job/business?

Value	Label	Cases	Percentage
SELLING EGGPLANT AND TOMATOES IN THE WEEKLY MARKET		1	0.1%
SELLING FIREWOOD		2	0.2%
SELLING FISH AT THE LANDING SITE		1	0.1%
SELLING FOOD IN THE MARKET		1	0.1%
SELLING FOOD STUFF		1	0.1%
SELLING FOOD,VEGETABLES AND FRIED EATS ON A STALL		1	0.1%
SELLING FOODSTUFF		1	0.1%
SELLING FRESH FOODS		1	0.1%
SELLING GENERAL MACHANDISE		1	0.1%
SELLING GENERAL MERCHANDISE IN A RETAIL SHOP AT THE TRADING CENTER		1	0.1%
SELLING GREEN VEGETABLES		1	0.1%
SELLING HERBAL MEDICINE		1	0.1%
SELLING IN THE MARKET		1	0.1%
SELLING LOCAL BREW		1	0.1%
SELLING LOCAL BREW AT HOME		1	0.1%
SELLING MANDAZI		1	0.1%
SELLING MEAT AT OWN BUTCHER		1	0.1%
SELLING OF ALCOHOLIC		1	0.1%

File : GSEC8

s8q38a: 38a. What kind of work do [NAME] usually do in the secondary job/business?

Value	Label	Cases	Percentage
AND NON-ALCOHOL DRINKS			
SELLING OF GENERAL MERCHANDISE		1	0.1%
SELLING OWN COLLECTED FIREWOOD		1	0.1%
SELLING OWN-BAKED CAKE		1	0.1%
SELLING PANCAKES AT A SCHOOL		1	0.1%
SELLING PETROLEUM		1	0.1%
SELLING RIPPED BANANA		1	0.1%
SELLING TOMATOES		1	0.1%
SELLING VEGETABLES		1	0.1%
SELLING WARAGI		2	0.2%
SELLING WATER AT THE TAP		1	0.1%
SELLING clothes		1	0.1%
SELLS CHARCOAL AND FOOD STUFF		1	0.1%
SELLS FOOD STUFFS IN MARKET		1	0.1%
SELLS MILK		2	0.2%
SERVICE WORKER AT A HARDWARE		1	0.1%
SHOE REPAIRER		1	0.1%
SHOP KEEPER		10	0.9%
SHOP OWNER		1	0.1%
SHOPKEEPER		1	0.1%
STALL SELLER		5	0.4%
STALL SELLER OF FRESH FOOD		1	0.1%

File : GSEC8

s8q38a: 38a. What kind of work do [NAME] usually do in the secondary job/business?

Value	Label	Cases	Percentage
SUBSISTANCE CROP FARMING		1	0.1%
SUBSISTANCE CROP FARMING AND ANIMAL FARMING		7	0.6%
SUBSISTANCE GROWING OF CROPS		3	0.3%
SUBSISTANCE GROWING OF CROPS AND ANIMAL FARMING		17	1.5%
SUBSISTANCE GROWING OF CROPS AND ANIMAL REARING		1	0.1%
SUBSISTENCE MIXED FARMER		1	0.1%
SUBSISTENCE AGRICULTURE		4	0.3%
SUBSISTENCE CASSAVA LABORER		1	0.1%
SUBSISTENCE CROP AND LIVESTOCK FARMER		1	0.1%
SUBSISTENCE CROP AND ANIMAL FARMER		1	0.1%
SUBSISTENCE CROP FARMER		73	6.4%
SUBSISTENCE CROP FARMER GROWING MAIZE, BEANS		1	0.1%
SUBSISTENCE CROP FARMER GROWING MAIZE, BEANS AND CASSAVA		1	0.1%
SUBSISTENCE CROP FARMER GROWING MAIZE,		1	0.1%

File : GSEC8

s8q38a: 38a. What kind of work do [NAME] usually do in the secondary job/business?

Value	Label	Cases	Percentage
BEANS, CASSAVA AND MILLET.			
SUBSISTENCE CROP FARMER GROWING MAIZE, BEANS, SWEET POTATOES AND CASSAVA		1	<div><div></div></div> 0.1%
SUBSISTENCE CROP FARMER GROWING MAIZE, SWEET POTATOES AND SOYA BEANS.		1	<div><div></div></div> 0.1%
SUBSISTENCE CROP FARMERS		1	<div><div></div></div> 0.1%
SUBSISTENCE CROP FARMING		5	<div><div></div></div> 0.4%
SUBSISTENCE CROP FARMING AND ANIMAL FARMING		1	<div><div></div></div> 0.1%
SUBSISTENCE FARMER		15	<div><div></div></div> 1.3%
SUBSISTENCE FARMER GROWING MAIZE AND OTHER CROPS		1	<div><div></div></div> 0.1%
SUBSISTENCE FARMER GROWING MAIZE AND OTHER CROPS		1	<div><div></div></div> 0.1%
SUBSISTENCE FARMER GROWING MAIZE AND OTHER FOOD CROPS		4	<div><div></div></div> 0.3%
SUBSISTENCE FARMER GROWING SUGARCANE		1	<div><div></div></div> 0.1%
SUBSISTENCE FARMING		2	<div><div></div></div> 0.2%

File : GSEC8

s8q38a: 38a. What kind of work do [NAME] usually do in the secondary job/business?

Value	Label	Cases	Percentage
SUBSISTENCE MIXED CROP AND ANIMAL FARMER		1	0.1%
SUBSISTENCE MIXED FARMER		12	1.0%
SUBSITANCE GROWING CROPS AND ANIMAL FARMING		1	0.1%
SUBSTANCE CROP FARMER		7	0.6%
SUBSTANCE FARMER		2	0.2%
SUPERVISING A SALON		1	0.1%
SUPERVISIOR OF SUGAR CANE LOADING ONTO TRUCKS		1	0.1%
School director		1	0.1%
Selling anyoya		1	0.1%
Selling brooms		1	0.1%
Selling food		1	0.1%
Selling gnut paste		1	0.1%
Selling half cakes		1	0.1%
Selling of Stone		1	0.1%
Selling of alcohol drinks		1	0.1%
Selling of pancakes		1	0.1%
Selling of produce		1	0.1%
Selling of second hand clothes		1	0.1%
Selling samosas		1	0.1%
Selling small fish		1	0.1%
Selling vegetables		1	0.1%
Shopkeeper		3	0.3%
Social worker		1	0.1%
Splitting rocks		1	0.1%

File : GSEC8

s8q38a: 38a. What kind of work do [NAME] usually do in the secondary job/business?

Value	Label	Cases	Percentage
Subsistence crop farmer		1	0.1%
Subsistence Crop farmers		1	0.1%
Subsistence Crop farming		1	0.1%
Subsistence crop farmer		15	1.3%
Subsistence crop farmers		2	0.2%
Subsistence crop farming		2	0.2%
Subsistence farmer		11	1.0%
Subsistence farming		10	0.9%
TAILOR		2	0.2%
TAILORING		2	0.2%
TAILORING SERVICES FOR ONLY NEW CLOTHES		1	0.1%
TAKING CARE OF MATOOKE AND COFFEE FOR MAJORLY HOME CONSUMPTION		1	0.1%
TENDING TO PEOPLE'S CROPS FOR PAY		4	0.3%
TENDING TO PEOPLE'S GARDENS FOR PAY		1	0.1%
TENDING TO RICE FOR MAJORLY SALE		1	0.1%
TRADITIONAL BIRTH ATTENDANT		1	0.1%
TRANSPORTING SERVICE		1	0.1%
TRIMMING HAIR IN A SALON		1	0.1%
Tailor		2	0.2%
Tailoring		4	0.3%
Tea picker		1	0.1%
Teaching		1	0.1%

File : GSEC8

s8q38a: 38a. What kind of work do [NAME] usually do in the secondary job/business?

Value	Label	Cases	Percentage
Treating livestock		2	0.2%
UPROOTING GROUND NUTS		1	0.1%
VENDING SWEET BANANAS		1	0.1%
Village health worker		1	0.1%
WEAVING BASKET		1	0.1%
WEAVING BASKETS		1	0.1%
WEAVING MATS		1	0.1%
WEAVING MATS FOR SALE		1	0.1%
WEEDING BEANS FOR MAJORLY COMMERCIAL PURPOSES		1	0.1%
WEEDING BEANS FOR PAY		2	0.2%
WEEDING CASSAVA AND BEANS		1	0.1%
WEEDING CROPS		1	0.1%
WEEDING CROPS AND FEEDING PIGS, CHICKEN		1	0.1%
WEEDING CROPS LIKE MATOOKE		1	0.1%
WEEDING HOUSEHOLD'S OWN BEANS GARDEN		1	0.1%
WEEDING HOUSEHOLD'S OWN CASSAVA GARDEN		3	0.3%
WEEDING HOUSEHOLD'S OWN GARDENS		2	0.2%
WEEDING HOUSEHOLD'S OWN		1	0.1%

File : GSEC8

s8q38a: 38a. What kind of work do [NAME] usually do in the secondary job/business?

Value	Label	Cases	Percentage
SORGHUM GARDEN			
WEEDING HOUSEHOLD'S OWN SWEET POTATO GARDEN		1	<div><div></div></div> 0.1%
WEEDING OTHER PEOPLE'S CROPS FOR PAY		1	<div><div></div></div> 0.1%
WEEDING SOMEONE ELSE GARDEN		2	<div><div></div></div> 0.2%
WEEDING SOMEONE'S COTTON GARDEN FOR PAY		3	<div><div></div></div> 0.3%
WEEDING SOMEONE'S GARDEN FOR PAY		2	<div><div></div></div> 0.2%
WEEDING SOMEONE'S RICE GARDEN FOR PAY		2	<div><div></div></div> 0.2%
WHOLE SELL TRADER		1	<div><div></div></div> 0.1%
WHOLESALE OF AGRICULTURAL PRODUCE		2	<div><div></div></div> 0.2%
WHOLESALE OF BANANA LEAVES IN A MARKET		1	<div><div></div></div> 0.1%
WHOLESALE OF AGRICULTURAL PRODUCE		1	<div><div></div></div> 0.1%
Weaving baskets		1	<div><div></div></div> 0.1%
Weaving of beehives		1	<div><div></div></div> 0.1%
Weeding cassava		3	<div><div></div></div> 0.3%
Weeding crops		4	<div><div></div></div> 0.3%
Weeding maize		1	<div><div></div></div> 0.1%
Wood artisan		1	<div><div></div></div> 0.1%
agricultural labourer		1	<div><div></div></div> 0.1%
bicycle and motorcycle repairer		1	<div><div></div></div> 0.1%
bicycle repairer		1	<div><div></div></div> 0.1%

File : GSEC8

s8q38a: 38a. What kind of work do [NAME] usually do in the secondary job/business?

Value	Label	Cases	Percentage
boda boda rider		2	0.2%
bodaboda rider		2	0.2%
bodaboda riding		1	0.1%
brewing alcohol		1	0.1%
brewing local beer		1	0.1%
builder		2	0.2%
building porter		1	0.1%
buying and selling farm produce		1	0.1%
buying and selling cotton		1	0.1%
car mechanic		1	0.1%
casual laborer		1	0.1%
casual laborer in agriculture		2	0.2%
casual labour in agriculture		1	0.1%
casual labourer in agriculture		5	0.4%
casual labourer in farming		3	0.3%
causal laborer		2	0.2%
commercial agriculture		1	0.1%
commercial farming		2	0.2%
computer repairing		1	0.1%
cooking rice		1	0.1%
crop farm labourer		2	0.2%
crop farmer		4	0.3%
crop farming		5	0.4%
digging people's garden for money		1	0.1%
distilling alcohol		2	0.2%
distilling waragi		1	0.1%
farm labourer		2	0.2%
farm worker		1	0.1%
farmer		2	0.2%
farming on other farms for payment		1	0.1%
fetching water for sale		1	0.1%
fish monger		1	0.1%

File : GSEC8

s8q38a: 38a. What kind of work do [NAME] usually do in the secondary job/business?

Value	Label	Cases	Percentage
fisherman		1	0.1%
frying eats		1	0.1%
grinding maize		1	0.1%
grinding mill worker/operator		1	0.1%
growing crops		1	0.1%
growing crops for home consumption		9	0.8%
growing perennial crop		1	0.1%
house Builder		1	0.1%
local WARAGI brewer and seller		1	0.1%
local waragi brewer		1	0.1%
making alcohol		1	0.1%
making banana juice		1	0.1%
making chairs for sale		1	0.1%
making hoe handles		1	0.1%
making juice for sale		1	0.1%
making local brew (waragi)		1	0.1%
making mats		2	0.2%
making mats for sale		1	0.1%
making yeast for sale		1	0.1%
making yogurt		1	0.1%
market oriented farmer		5	0.4%
market oriented farming		4	0.3%
mining sand		1	0.1%
money rendering		1	0.1%
operates a retail shop		1	0.1%
operating a restaurant		1	0.1%
operating a shop		2	0.2%
owns a retail shop		1	0.1%
owns a retail shop and sells Alcohol		1	0.1%

File : GSEC8

s8q38a: 38a. What kind of work do [NAME] usually do in the secondary job/business?

Value	Label	Cases	Percentage
owns a small shop selling general merchandise		1	0.1%
painting		1	0.1%
painting Houses		1	0.1%
plumbing		1	0.1%
potter on a building site		1	0.1%
poultry		1	0.1%
prepare the land for planting crops		1	0.1%
preparing land for planting		1	0.1%
primary school teacher		2	0.2%
produce business		1	0.1%
produce selling		1	0.1%
rearing cows		1	0.1%
repairer of bicycles and motorcycles		2	0.2%
repairing of linking Jerry canes and other plastic items		1	0.1%
repairing bicycle		1	0.1%
repairing of spraying pumps		1	0.1%
retail sale of fish		1	0.1%
retail sale of general merchandise		3	0.3%
retail sale of pancakes		2	0.2%
retail sale of produce		1	0.1%
retail sale of spices		1	0.1%
retail sale of vegetables		1	0.1%
retail trader		3	0.3%
sale of snacks		1	0.1%
sale of tea with snacks		1	0.1%
selling and sewing clothes		1	0.1%
selling bananas		1	0.1%
selling beans in the market		2	0.2%














File : GSEC8

s8q38a: 38a. What kind of work do [NAME] usually do in the secondary job/business?

Value	Label	Cases	Percentage
selling beverages		1	0.1%
selling coffee		1	0.1%
selling dry cassava		1	0.1%
selling eats		1	0.1%
selling fish		1	0.1%
selling food stuff and drinks like soda , wine		1	0.1%
selling food stuff in the market		1	0.1%
selling food stuff in the market		1	0.1%
selling of alcohol drinks		1	0.1%
selling of alcoholic drinks		1	0.1%
selling second clothes		1	0.1%
selling shop AGRO CHEMICALS shop		1	0.1%
selling silver fish		1	0.1%
selling simsim paste		1	0.1%
selling simsim paste at home		1	0.1%
selling sorghum in the market		1	0.1%
selling tobacco		1	0.1%
selling tomatoes		1	0.1%
sewing clothes		1	0.1%
shop keeper		1	0.1%
shopkeeper		1	0.1%
stall attendant		1	0.1%
subsistence agriculture		15	1.3%
subsistence agriculture farmer		1	0.1%
subsistence crop		1	0.1%
subsistence crop and Livestock farmer		1	0.1%
subsistence crop farmer		13	1.1%
subsistence crop farming		11	1.0%

File : GSEC8










s8q38a: 38a. What kind of work do [NAME] usually do in the secondary job/business?

Value	Label	Cases	Percentage
subsistence crop farming and animal rearing		1	 0.1%
subsistence farmer		2	 0.2%
subsistence farming		3	 0.3%
subsistence garden labourer		1	 0.1%
subsistence livestock farmer		1	 0.1%
subsistence mixed farmer		7	 0.6%
subsistence planting maize and keeping animals		1	 0.1%
tailoring		2	 0.2%
vending silver fish		1	 0.1%
watchman		1	 0.1%
weaving and selling winower		1	 0.1%
wholesale of firewood		1	 0.1%
Ã€GREEMENT LABORER		1	 0.1%

Warning: these figures indicate the number of cases found in the data file. They cannot be interpreted as summary statistics of the population of interest.

h8q38b_oneDigit: Main Category- ISCO code

Information	[Type= discrete] [Format=numeric] [Range= 0-9] [Missing=*]
Statistics [NW/ W]	[Valid=1144 /-] [Invalid=10049 /-]

Value	Label	Cases	Percentage
0	Armed forces occupations	0	
1	Managers	5	 0.4%
2	Professionals	15	 1.3%
3	Technicians and associate professionals	7	 0.6%
4	Clerical support workers	1	 0.1%
5	Service and sales workers	241	 21.1%
6	Skilled agricultural, forestry and fishery workers	477	 41.7%
7	Craft and related trades workers	94	 8.2%
8	Plant and machine operators and assemblers	15	 1.3%
9	Elementary occupations	289	 25.3%
Sysmiss		10049	

Warning: these figures indicate the number of cases found in the data file. They cannot be interpreted as summary statistics of the population of interest.

h8q38b_twoDigit: SubCategory Level1 - ISCO code

Information	[Type= discrete] [Format=numeric] [Range= 11-993] [Missing=*]
Statistics [NW/ W]	[Valid=1144 /-] [Invalid=10049 /-]

File : GSEC8

h8q38b_twoDigit: SubCategory Level1 - ISCO code

Value	Label	Cases	Percentage
11	Chief executives, senior officials and legislators	2	0.2%
12	Administrative and commercial managers	1	0.1%
13	Production and specialized services managers	1	0.1%
14	Hospitality, retail and other services managers	1	0.1%
21	Science and engineering professionals	0	
22	Health professionals	4	0.3%
23	Teaching professionals	6	0.5%
24	Business and administration professionals	2	0.2%
25	Information and communications technology professionals	1	0.1%
26	Legal, social and cultural professionals	2	0.2%
31	Science and engineering associate professionals	4	0.3%
32	Health associate professionals	0	
33	Business and administration associate professionals	0	
34	Legal, social, cultural and related associate professionals	3	0.3%
35	Information and communications technicians	0	
41	General and keyboard clerks	1	0.1%
42	Customer services clerks	0	
43	Numerical and material recording clerks	0	
44	Other clerical support workers	0	
51	Personal service workers	40	3.5%
52	Sales workers	197	17.2%
53	Personal care workers	2	0.2%
54	Protective services workers	2	0.2%
61	Market-oriented skilled agricultural workers	103	9.0%
62	Market-oriented skilled forestry, fishery and hunting worker	4	0.3%
63	Subsistence farmers, fishers, hunters and gatherers	370	32.3%
71	Building and related trades workers, excluding electricians	12	1.0%
72	Metal, machinery and related trades workers	7	0.6%
73	Handicraft and printing workers	32	2.8%
74	Electrical and electronic trades workers	0	
75	Food processing, wood working, garment and other craft and r	43	3.8%
81	Stationary plant and machine operators	4	0.3%
82	Assemblers	0	
83	Drivers and mobile plant operators	11	1.0%
91	Cleaners and helpers	2	0.2%
92	Agricultural, forestry and fishery labourers	215	18.8%
93	Labourers in mining, construction, manufacturing and transpo	40	3.5%
94	Food preparation assistants	8	0.7%
95	Street and related sales and service workers	12	1.0%
96	Refuse workers and other elementary workers	12	1.0%
991	Commissioned armed forces officers	0	
992	Non-commissioned armed forces officers	0	
993	Armed forces occupations, other ranks	0	

File : GSEC8

h8q38b_twoDigit: SubCategory Level1 - ISCO code

Value	Label	Cases	Percentage
Sysmiss		10049	

Warning: these figures indicate the number of cases found in the data file. They cannot be interpreted as summary statistics of the population of interest.

h8q38b_threeDigit: SubCategory Level2 - ISCO code

Information	[Type= discrete] [Format=numeric] [Range= 111-9931] [Missing=*]
Statistics [NW/ W]	[Valid=1144 /-] [Invalid=10049 /-]

Value	Label	Cases	Percentage
111	Legislators and senior officials	2	0.2%
112	Managing directors and chief executives	0	
121	Business services and administration managers	1	0.1%
122	Sales, marketing and development managers	0	
131	Production managers in agriculture, forestry and fisheries	1	0.1%
132	Manufacturing, mining, construction, and distribution manage	0	
133	Information and communications technology service managers	0	
134	Professional services managers	0	
141	Hotel and restaurant managers	0	
142	Retail and wholesale trade managers	0	
143	Other services managers	1	0.1%
211	Physical and earth science professionals	0	
212	Mathematicians, actuaries and statisticians	0	
213	Life science professionals	0	
214	Engineering professionals (excluding electrotechnology)	0	
215	Electrotechnology engineers	0	
216	Architects, planners, surveyors and designers	0	
221	Medical doctors	0	
222	Nursing and midwifery professionals	2	0.2%
223	Traditional and complementary medicine professionals	0	
224	Paramedical practitioners	1	0.1%
225	Veterinarians	0	
226	Other health professionals	1	0.1%
231	University and higher education teachers	0	
232	Vocational education teachers	0	
233	Secondary education teachers	3	0.3%
234	Primary school and early childhood teachers	3	0.3%
235	Other teaching professionals	0	
241	Finance professionals	1	0.1%
242	Administration professionals	1	0.1%
243	Sales, marketing and public relations professionals	0	
251	Software and applications developers and analysts	1	0.1%
252	Database and network professionals	0	
261	Legal professionals	0	
262	Librarians, archivists and curators	0	
263	Social and religious professionals	0	
264	Authors, journalists and linguists	1	0.1%

File : GSEC8

h8q38b_threeDigit: SubCategory Level2 - ISCO code

Value	Label	Cases	Percentage
265	Creative and performing artists	1	0.1%
311	Physical and engineering science technicians	1	0.1%
312	Mining, manufacturing and construction supervisors	2	0.2%
313	Process control technicians	0	
314	Life science technicians and related associate professionals	1	0.1%
315	Ship and aircraft controllers and technicians	0	
321	Medical and pharmaceutical technicians	0	
322	Nursing and midwifery associate professionals	0	
323	Traditional and complementary medicine associate professiona	0	
324	Veterinary technicians and assistants	0	
325	Other health associate professionals	0	
331	Financial and mathematical associate professionals	0	
332	Sales and purchasing agents and brokers	0	
333	Business services agents	0	
334	Administrative and specialized secretaries	0	
335	Regulatory government associate professionals	0	
341	Legal, social and religious associate professionals	2	0.2%
342	Sports and fitness workers	0	
343	Artistic, cultural and culinary associate professionals	1	0.1%
351	Information and communications technology operations and use	0	
352	Telecommunications and broadcasting technicians	0	
411	General office clerks	1	0.1%
412	Secretaries (general)	0	
413	Keyboard operators	0	
421	Tellers, money collectors and related clerks	0	
422	Client information workers	0	
431	Numerical clerks	0	
432	Material-recording and transport clerks	0	
441	Other clerical support workers	0	
511	Travel attendants, conductors and guides	2	0.2%
512	Cooks	4	0.3%
513	Waiters and bartenders	6	0.5%
514	Hairdressers, beauticians and related workers	6	0.5%
515	Building and housekeeping supervisors	1	0.1%
516	Other personal services workers	21	1.8%
521	Street and market salespersons	70	6.1%
522	Shop salespersons	54	4.7%
523	Cashiers and ticket clerks	0	
524	Other sales workers	73	6.4%
531	Child care workers and teachers' aides	1	0.1%
532	Personal care workers in health services	1	0.1%
541	Protective services workers	2	0.2%
611	Market gardeners and crop growers	57	5.0%

File : GSEC8

h8q38b_threeDigit: SubCategory Level2 - ISCO code

Value	Label	Cases	Percentage
612	Animal producers	7	0.6%
613	Mixed crop and animal producers	39	3.4%
621	Forestry and related workers	2	0.2%
622	Fishery workers, hunters and trappers	2	0.2%
631	Subsistence crop farmers	263	23.0%
632	Subsistence livestock farmers	7	0.6%
633	Subsistence mixed crop and livestock farmers	94	8.2%
634	Subsistence fishers, hunters, trappers and gatherers	6	0.5%
711	Building frame and related trades workers	6	0.5%
712	Building finishers and related trades workers	1	0.1%
713	Painters, building structure cleaners and related trades wor	5	0.4%
721	Sheet and structural metal workers, moulders and welders, an	0	
722	Blacksmiths, toolmakers and related trades workers	0	
723	Machinery mechanics and repairers	7	0.6%
731	Handicraft workers	32	2.8%
732	Printing trades workers	0	
741	Electrical equipment installers and repairers	0	
742	Electronics and telecommunications installers and repairers	0	
751	Food processing and related trades workers	27	2.4%
752	Wood treaters, cabinet-makers and related trades workers	3	0.3%
753	Garment and related trades workers	11	1.0%
754	Other craft and related workers	2	0.2%
811	Mining and mineral processing plant operators	0	
812	Metal processing and finishing plant operators	0	
813	Chemical and photographic products plant and machine operato	0	
814	Rubber, plastic and paper products machine operators	0	
815	Textile, fur and leather products machine operators	1	0.1%
816	Food and related products machine operators	3	0.3%
817	Wood processing and papermaking plant operators	0	
818	Other stationary plant and machine operators	0	
821	Assemblers	0	
831	Locomotive engine drivers and related workers	8	0.7%
833	Heavy truck and bus drivers	1	0.1%
834	Mobile plant operators	2	0.2%
835	Ships' deck crews and related workers	0	
911	Domestic, hotel and office cleaners and helpers	1	0.1%
912	Vehicle, window, laundry and other hand cleaning workers	1	0.1%
921	Agricultural, forestry and fishery labourers	215	18.8%
931	Mining and construction labourers	16	1.4%
932	Manufacturing labourers	22	1.9%
933	Transport and storage labourers	2	0.2%
941	Food preparation assistants	8	0.7%
951	Street and related service workers	10	0.9%

File : GSEC8

h8q38b_threeDigit: SubCategory Level2 - ISCO code

Value	Label	Cases	Percentage
952	Street vendors (excluding food)	2	0.2%
961	Refuse workers	1	0.1%
962	Other elementary workers	11	1.0%
9911	Commissioned armed forces officers	0	
9921	Non-commissioned armed forces officers	0	
9931	Armed forces occupations, other ranks	0	
Sysmiss		10049	

Warning: these figures indicate the number of cases found in the data file. They cannot be interpreted as summary statistics of the population of interest.

h8q38b_fourDigit: SubCategory Level3 - ISCO code

Information	[Type= discrete] [Format=numeric] [Range= 832-99310] [Missing=*]
Statistics [NW/ W]	[Valid=1143 /-] [Invalid=10050 /-]

Value	Label	Cases	Percentage
832	Car, van and motorcycle drivers	1	0.1%
1111	Legislators	0	
1112	Senior government officials	0	
1113	Traditional chiefs and heads of village	2	0.2%
1114	Senior officials of special-interest organizations	0	
1120	Managing directors and chief executives	0	
1211	Finance managers	0	
1212	Human resource managers	0	
1213	Policy and planning managers	0	
1219	Business services and administration managers not elsewhere	1	0.1%
1221	Sales and marketing managers	0	
1222	Advertising and public relations managers	0	
1223	Research and development managers	0	
1311	Agricultural and forestry production managers	1	0.1%
1312	Aquaculture and fisheries production managers	0	
1321	Manufacturing managers	0	
1322	Mining managers	0	
1323	Construction managers	0	
1324	Supply, distribution and related managers	0	
1330	Information and communications technology service managers	0	
1341	Child care services managers	0	
1342	Health services managers	0	
1343	Aged care services managers	0	
1344	Social welfare managers	0	
1345	Education managers	0	
1346	Financial and insurance services branch managers	0	
1349	Professional services managers not elsewhere classified	0	
1411	Hotel managers	0	
1412	Restaurant managers	0	
1420	Retail and wholesale trade managers	0	
1431	Sports, recreation and cultural centre managers	0	

File : GSEC8

h8q38b_fourDigit: SubCategory Level3 - ISCO code

Value	Label	Cases	Percentage
1439	Services managers not elsewhere classified	1	0.1%
2111	Physicists and astronomers	0	
2112	Meteorologists	0	
2113	Chemists	0	
2114	Geologists and geophysicists	0	
2120	Mathematicians, actuaries and statisticians	0	
2131	Biologists, botanists, zoologists and related professionals	0	
2132	Farming, forestry and fisheries advisers	0	
2133	Environmental protection professionals	0	
2141	Industrial and production engineers	0	
2142	Civil engineers	0	
2143	Environmental engineers	0	
2144	Mechanical engineers	0	
2145	Chemical engineers	0	
2146	Mining engineers, metallurgists and related professionals	0	
2149	Engineering professionals not elsewhere classified	0	
2151	Electrical engineers	0	
2152	Electronics engineers	0	
2153	Telecommunications engineers	0	
2161	Building architects	0	
2162	Landscape architects	0	
2163	Product and garment designers	0	
2164	Town and traffic planners	0	
2165	Cartographers and surveyors	0	
2166	Graphic and multimedia designers	0	
2211	Generalist medical practitioners	0	
2212	Specialist medical practitioners	0	
2221	Nursing professionals	1	0.1%
2222	Midwifery professionals	1	0.1%
2230	Traditional and complementary medicine professionals	0	
2240	Paramedical practitioners	1	0.1%
2250	Veterinarians	0	
2261	Dentists	0	
2262	Pharmacists	0	
2263	Environmental and occupational health and hygiene profession	1	0.1%
2264	Physiotherapists	0	
2265	Dieticians and nutritionists	0	
2266	Audiologists and speech therapists	0	
2267	Optometrists and ophthalmic opticians	0	
2269	Health professionals not elsewhere classified	0	
2310	University and higher education teachers	0	
2320	Vocational education teachers	0	
2330	Secondary education teachers	3	0.3%

File : GSEC8

h8q38b_fourDigit: SubCategory Level3 - ISCO code

Value	Label	Cases	Percentage
2341	Primary school teachers	2	0.2%
2342	Early childhood educators	1	0.1%
2351	Education methods specialists	0	
2352	Special needs teachers	0	
2353	Other language teachers	0	
2354	Other music teachers	0	
2355	Other arts teachers	0	
2356	Information technology trainers	0	
2359	Teaching professionals not elsewhere classified	0	
2411	Accountants	1	0.1%
2412	Financial and investment advisers	0	
2413	Financial analysts	0	
2421	Management and organization analysts	0	
2422	Policy administration professionals	0	
2423	Personnel and careers professionals	0	
2424	Training and staff development professionals	1	0.1%
2431	Advertising and marketing professionals	0	
2432	Public relations professionals	0	
2433	Technical and medical sales professionals (excluding ICT)	0	
2434	Information and communications technology sales professional	0	
2511	Systems analysts	0	
2512	Software developers	0	
2513	Web and multimedia developers	0	
2514	Applications programmers	0	
2519	Software and applications developers and analysts not elsewh	1	0.1%
2521	Database designers and administrators	0	
2522	Systems administrators	0	
2523	Computer network professionals	0	
2529	Database and network professionals not elsewhere classified	0	
2611	Lawyers	0	
2612	Judges	0	
2619	Legal professionals not elsewhere classified	0	
2621	Archivists and curators	0	
2622	Librarians and related information professionals	0	
2631	Economists	0	
2632	Sociologists, anthropologists and related professionals	0	
2633	Philosophers, historians and political scientists	0	
2634	Psychologists	0	
2635	Social work and counselling professionals	0	
2636	Religious professionals	0	
2641	Authors and related writers	1	0.1%
2642	Journalists	0	
2643	Translators, interpreters and other linguists	0	

File : GSEC8

h8q38b_fourDigit: SubCategory Level3 - ISCO code

Value	Label	Cases	Percentage
2651	Visual artists	0	
2652	Musicians, singers and composers	0	
2653	Dancers and choreographers	0	
2654	Film, stage and related directors and producers	0	
2655	Actors	0	
2656	Announcers on radio, television and other media	1	0.1%
2659	Creative and performing artists not elsewhere classified	0	
3111	Chemical and physical science technicians	0	
3112	Civil engineering technicians	0	
3113	Electrical engineering technicians	0	
3114	Electronics engineering technicians	0	
3115	Mechanical engineering technicians	1	0.1%
3116	Chemical engineering technicians	0	
3117	Mining and metallurgical technicians	0	
3118	Draughtspersons	0	
3119	Physical and engineering science technicians not elsewhere c	0	
3121	Mining supervisors	0	
3122	Manufacturing supervisors	0	
3123	Construction supervisors	2	0.2%
3131	Power production plant operators	0	
3132	Incinerator and water treatment plant operators	0	
3133	Chemical processing plant controllers	0	
3134	Petroleum and natural gas refining plant operators	0	
3135	Metal production process controllers	0	
3139	Process control technicians not elsewhere classified	0	
3141	Life science technicians (excluding medical)	0	
3142	Agricultural technicians	1	0.1%
3143	Forestry technicians	0	
3151	Ships' engineers	0	
3152	Ships' deck officers and pilots	0	
3153	Aircraft pilots and related associate professionals	0	
3154	Air traffic controllers	0	
3155	Air traffic safety electronics technicians	0	
3211	Medical imaging and therapeutic equipment technicians	0	
3212	Medical and pathology laboratory technicians	0	
3213	Pharmaceutical technicians and assistants	0	
3214	Medical and dental prosthetic technicians	0	
3221	Nursing associate professionals	0	
3222	Midwifery associate professionals	0	
3230	Traditional and complementary medicine associate professiona	0	
3240	Veterinary technicians and assistants	0	
3251	Dental assistants and therapists	0	
3252	Medical records and health information technicians	0	

File : GSEC8

h8q38b_fourDigit: SubCategory Level3 - ISCO code

Value	Label	Cases	Percentage
3253	Community health workers	0	
3254	Dispensing opticians	0	
3255	Physiotherapy technicians and assistants	0	
3256	Medical assistants	0	
3257	Environmental and occupational health inspectors and associa	0	
3258	Ambulance workers	0	
3259	Health associate professionals not elsewhere classified	0	
3311	Securities and finance dealers and brokers	0	
3312	Credit and loans officers	0	
3313	Accounting associate professionals	0	
3314	Statistical, mathematical and related associate professional	0	
3315	Valuers and loss assessors	0	
3321	Insurance representatives	0	
3322	Commercial sales representatives	0	
3323	Buyers	0	
3324	Trade brokers	0	
3331	Clearing and forwarding agents	0	
3332	Conference and event planners	0	
3333	Employment agents and contractors	0	
3334	Real estate agents and property managers	0	
3339	Business services agents not elsewhere classified	0	
3341	Office supervisors	0	
3342	Legal secretaries	0	
3343	Administrative and executive secretaries	0	
3344	Medical secretaries	0	
3351	Customs and border inspectors	0	
3352	Government tax and excise officials	0	
3353	Government social benefits officials	0	
3354	Government licensing officials	0	
3355	Police inspectors and detectives	0	
3359	Regulatory government associate professionals not elsewhere	0	
3411	Legal and related associate professionals	0	
3412	Social work associate professionals	0	
3413	Religious associate professionals	2	0.2%
3421	Athletes and sports players	0	
3422	Sports coaches, instructors and officials	0	
3423	Fitness and recreation instructors and program leaders	0	
3431	Photographers	1	0.1%
3432	Interior designers and decorators	0	
3433	Gallery, museum and library technicians	0	
3434	Chefs	0	
3435	Other artistic and cultural associate professionals	0	
3511	Information and communications technology operations technic	0	

File : GSEC8

h8q38b_fourDigit: SubCategory Level3 - ISCO code

Value	Label	Cases	Percentage
3512	Information and communications technology user support techn	0	
3513	Computer network and systems technicians	0	
3514	Web technicians	0	
3521	Broadcasting and audio-visual technicians	0	
3522	Telecommunications engineering technicians	0	
4110	General office clerks	1	0.1%
4120	Secretaries (general)	0	
4131	Typists and word processing operators	0	
4132	Data entry clerks	0	
4211	Bank tellers and related clerks	0	
4212	Bookmakers, croupiers and related gaming workers	0	
4213	Pawnbrokers and money-lenders	0	
4214	Debt-collectors and related workers	0	
4221	Travel consultants and clerks	0	
4222	Contact centre information clerks	0	
4223	Telephone switchboard operators	0	
4224	Hotel receptionists	0	
4225	Enquiry clerks	0	
4226	Receptionists (general)	0	
4227	Survey and market research interviewers	0	
4229	Client information workers not elsewhere classified	0	
4311	Accounting and bookkeeping clerks	0	
4312	Statistical, finance and insurance clerks	0	
4313	Payroll clerks	0	
4321	Stock clerks	0	
4322	Production clerks	0	
4323	Transport clerks	0	
4411	Library clerks	0	
4412	Mail carriers and sorting clerks	0	
4413	Coding, proof-reading and related clerks	0	
4414	Scribes and related workers	0	
4415	Filing and copying clerks	0	
4416	Personnel clerks	0	
4419	Clerical support workers not elsewhere classified	0	
5111	Travel attendants and travel stewards	0	
5112	Transport conductors	2	0.2%
5113	Travel guides	0	
5120	Cooks	4	0.3%
5131	Waiters	2	0.2%
5132	Bartenders	4	0.3%
5141	Hairdressers	6	0.5%
5142	Beauticians and related workers	0	
5151	Cleaning and housekeeping supervisors in offices, hotels and	1	0.1%

File : GSEC8

h8q38b_fourDigit: SubCategory Level3 - ISCO code

Value	Label	Cases	Percentage
5152	Domestic housekeepers	0	
5153	Building caretakers	0	
5161	Astrologers, fortune-tellers and related workers	0	
5162	Companions and valets	0	
5163	Undertakers and embalmers	0	
5164	Pet groomers and animal care workers	1	0.1%
5165	Driving instructors	0	
5169	Personal services workers not elsewhere classified	20	1.7%
5211	Stall and market salespersons	57	5.0%
5212	Street food salespersons	13	1.1%
5221	Shop keepers	52	4.5%
5222	Shop supervisors	1	0.1%
5223	Shop sales assistants	1	0.1%
5230	Cashiers and ticket clerks	0	
5241	Fashion and other models	0	
5242	Sales demonstrators	0	
5243	Door to door salespersons	6	0.5%
5244	Contact centre salespersons	1	0.1%
5245	Service station attendants	1	0.1%
5246	Food service counter attendants	1	0.1%
5249	Sales workers not elsewhere classified	64	5.6%
5311	Child care workers	1	0.1%
5312	Teachers' aides	0	
5321	Health care assistants	0	
5322	Home-based personal care workers	0	
5329	Personal care workers in health services not elsewhere class	1	0.1%
5411	Fire-fighters	0	
5412	Police officers	0	
5413	Prison guards	0	
5414	Security guards	1	0.1%
5419	Protective services workers not elsewhere classified	1	0.1%
6111	Field crop and vegetable growers	30	2.6%
6112	Tree and shrub crop growers	2	0.2%
6113	Gardeners, horticultural and nursery growers	0	
6114	Mixed crop growers	25	2.2%
6121	Livestock and dairy producers	5	0.4%
6122	Poultry producers	1	0.1%
6123	Apiarists and sericulturists	0	
6129	Animal producers not elsewhere classified	1	0.1%
6130	Mixed crop and animal producers	39	3.4%
6210	Forestry and related workers	2	0.2%
6221	Aquaculture workers	1	0.1%
6222	Inland and coastal waters fishery workers	1	0.1%

File : GSEC8

h8q38b_fourDigit: SubCategory Level3 - ISCO code

Value	Label	Cases	Percentage
6223	Deep-sea fishery workers	0	
6224	Hunters and trappers	0	
6310	Subsistence crop farmers	263	23.0%
6320	Subsistence livestock farmers	7	0.6%
6330	Subsistence mixed crop and livestock farmers	94	8.2%
6340	Subsistence fishers, hunters, trappers and gatherers	6	0.5%
7111	House builders	3	0.3%
7112	Bricklayers and related workers	2	0.2%
7113	Stonemasons, stone cutters, splitters and carvers	0	
7114	Concrete placers, concrete finishers and related workers	0	
7115	Carpenters and joiners	1	0.1%
7119	Building frame and related trades workers not elsewhere clas	0	
7121	Roofers	0	
7122	Floor layers and tile setters	0	
7123	Plasterers	0	
7124	Insulation workers	0	
7125	Glaziers	0	
7126	Plumbers and pipe fitters	1	0.1%
7127	Air conditioning and refrigeration mechanics	0	
7131	Painters and related workers	3	0.3%
7132	Spray painters and varnishers	0	
7133	Building structure cleaners	2	0.2%
7211	Metal moulders and coremakers	0	
7212	Welders and flamecutters	0	
7213	Sheet-metal workers	0	
7214	Structural-metal preparers and erectors	0	
7215	Riggers and cable splicers	0	
7221	Blacksmiths, hammersmiths and forging press workers	0	
7222	Toolmakers and related workers	0	
7223	Metal working machine tool setters and operators	0	
7224	Metal polishers, wheel grinders and tool sharpeners	0	
7231	Motor vehicle mechanics and repairers	1	0.1%
7232	Aircraft engine mechanics and repairers	0	
7233	Agricultural and industrial machinery mechanics and repairer	0	
7234	Bicycle and related repairers	6	0.5%
7311	Precision-instrument makers and repairers	0	
7312	Musical instrument makers and tuners	0	
7313	Jewellery and precious-metal workers	0	
7314	Potters and related workers	0	
7315	Glass makers, cutters, grinders and finishers	0	
7316	Sign writers, decorative painters, engravers and etchers	0	
7317	Handicraft workers in wood, basketry and related materials	21	1.8%
7318	Handicraft workers in textile, leather and related materials	5	0.4%

File : GSEC8

h8q38b_fourDigit: SubCategory Level3 - ISCO code

Value	Label	Cases	Percentage
7319	Handicraft workers not elsewhere classified	6	0.5%
7321	Pre-press technicians	0	
7322	Printers	0	
7323	Print finishing and binding workers	0	
7411	Building and related electricians	0	
7412	Electrical mechanics and fitters	0	
7413	Electrical line installers and repairers	0	
7421	Electronics mechanics and servicers	0	
7422	Information and communications technology installers and ser	0	
7511	Butchers, fishmongers and related food preparers	1	0.1%
7512	Bakers, pastry-cooks and confectionery makers	3	0.3%
7513	Dairy-products makers	0	
7514	Fruit, vegetable and related preservers	0	
7515	Food and beverage tasters and graders	23	2.0%
7516	Tobacco preparers and tobacco products makers	0	
7521	Wood treaters	0	
7522	Cabinet-makers and related workers	2	0.2%
7523	Woodworking-machine tool setters and operators	1	0.1%
7531	Tailors, dressmakers, furriers and hatters	9	0.8%
7532	Garment and related pattern-makers and cutters	0	
7533	Sewing, embroidery and related workers	1	0.1%
7534	Upholsterers and related workers	0	
7535	Pelt dressers, tanners and fellmongers	0	
7536	Shoemakers and related workers	1	0.1%
7541	Underwater divers	0	
7542	Shotfirers and blasters	0	
7543	Product graders and testers (excluding foods and beverages)	0	
7544	Fumigators and other pest and weed controllers	0	
7549	Craft and related workers not elsewhere classified	2	0.2%
8111	Miners and quarriers	0	
8112	Mineral and stone processing plant operators	0	
8113	Well drillers and borers and related workers	0	
8114	Cement, stone and other mineral products machine operators	0	
8121	Metal processing plant operators	0	
8122	Metal finishing, plating and coating machine operators	0	
8131	Chemical products plant and machine operators	0	
8132	Photographic products machine operators	0	
8141	Rubber products machine operators	0	
8142	Plastic products machine operators	0	
8143	Paper products machine operators	0	
8151	Fibre preparing, spinning and winding machine operators	0	
8152	Weaving and knitting machine operators	0	
8153	Sewing machine operators	1	0.1%

File : GSEC8

h8q38b_fourDigit: SubCategory Level3 - ISCO code

Value	Label	Cases	Percentage
8154	Bleaching, dyeing and fabric cleaning machine operators	0	
8155	Fur and leather preparing machine operators	0	
8156	Shoemaking and related machine operators	0	
8157	Laundry machine operators	0	
8159	Textile, fur and leather products machine operators not else	0	
8160	Food and related products machine operators	3	0.3%
8171	Pulp and papermaking plant operators	0	
8172	Wood processing plant operators	0	
8181	Glass and ceramics plant operators	0	
8182	Steam engine and boiler operators	0	
8183	Packing, bottling and labelling machine operators	0	
8189	Stationary plant and machine operators not elsewhere classif	0	
8211	Mechanical machinery assemblers	0	
8212	Electrical and electronic equipment assemblers	0	
8219	Assemblers not elsewhere classified	0	
8311	Locomotive engine drivers	1	0.1%
8312	Railway brake, signal and switch operators	0	
8321	Motorcycle drivers	5	0.4%
8322	Car, taxi and van drivers	0	
8331	Bus and tram drivers	0	
8332	Heavy truck and lorry drivers	1	0.1%
8341	Mobile farm and forestry plant operators	0	
8342	Earthmoving and related plant operators	0	
8343	Crane, hoist and related plant operators	0	
8344	Lifting truck operators	2	0.2%
8350	Ships' deck crews and related workers	0	
9111	Domestic cleaners and helpers	0	
9112	Cleaners and helpers in offices, hotels and other establishm	1	0.1%
9121	Hand launderers and pressers	1	0.1%
9122	Vehicle cleaners	0	
9123	Window cleaners	0	
9129	Other cleaning workers	0	
9211	Crop farm labourers	202	17.7%
9212	Livestock farm labourers	0	
9213	Mixed crop and livestock farm labourers	4	0.3%
9214	Garden and horticultural labourers	1	0.1%
9215	Forestry labourers	8	0.7%
9216	Fishery and aquaculture labourers	0	
9311	Mining and quarrying labourers	4	0.3%
9312	Civil engineering labourers	1	0.1%
9313	Building construction labourers	11	1.0%
9321	Hand packers	0	
9329	Manufacturing labourers not elsewhere classified	22	1.9%

File : GSEC8

h8q38b_fourDigit: SubCategory Level3 - ISCO code

Value	Label	Cases	Percentage
9331	Hand and pedal vehicle drivers	2	0.2%
9332	Drivers of animal-drawn vehicles and machinery	0	
9333	Freight handlers	0	
9334	Shelf fillers	0	
9411	Fast food preparers	6	0.5%
9412	Kitchen helpers	2	0.2%
9510	Street and related service workers	10	0.9%
9520	Street vendors (excluding food)	2	0.2%
9611	Garbage and recycling collectors	0	
9612	Refuse sorters	0	
9613	Sweepers and related labourers	1	0.1%
9621	Messengers, package deliverers and luggage porters	0	
9622	Odd job persons	0	
9623	Meter readers and vending-machine collectors	0	
9624	Water and firewood collectors	4	0.3%
9629	Elementary workers not elsewhere classified	7	0.6%
99110	Commissioned armed forces officers	0	
99210	Non-commissioned armed forces officers	0	
99310	Armed forces occupations, other ranks	0	
Sysmiss		10050	




















Warning: these figures indicate the number of cases found in the data file. They cannot be interpreted as summary statistics of the population of interest.

# s8q39a: 39a. What are the main goods/services produced at[NAME]'s 2nd place or main func			
Information	[Type= discrete] [Format=character] [Missing=*]		
Statistics [NW/ W]	[Valid=1144 /-] [Invalid=0 /-]		
Value	Label	Cases	Percentage
,market		1	<div></div> 0.1%
ACCOMMODAT		1	<div></div> 0.1%
ACTS AS A GOOD BETWEEN WHEN SELLING LAND		1	<div></div> 0.1%
AGRICULTURA CASUAL LABOURER		9	<div></div> 0.8%
AGRICULTURA FARM		8	<div></div> 0.7%
AGRICULTURA LABORER		1	<div></div> 0.1%
AGRICULTURA PRODUCE THAT IS SORGHUM		1	<div></div> 0.1%
AGRICULTURA SERVICES		1	<div></div> 0.1%
AGRICULTURE		4	<div></div> 0.3%
AGRICULTURE OF NON PERENNIAL CROPS		3	<div></div> 0.3%
AUTHOR OF SCIENCE TEXT BOOKS		1	<div></div> 0.1%
Agricultural consultant in the municipality		1	<div></div> 0.1%
Agricultural labourer		3	<div></div> 0.3%
Agricultural work		3	<div></div> 0.3%
Agriculture		17	<div></div> 1.5%
Agriculture labourer		2	<div></div> 0.2%
Agriculture of non perennial crops		1	<div></div> 0.1%
At the shop		1	<div></div> 0.1%
BAR		1	<div></div> 0.1%
BAR ATTENDANT		1	<div></div> 0.1%
BARBERS SHOP SERVICES		1	<div></div> 0.1%
BEANS CASSAVA		1	<div></div> 0.1%

s8q39a: 39a. What are the main goods/services produced at[NAME]'s 2nd place or main func

Value	Label	Cases	Percentage
BEANS, MAIZE		3	<div></div> 0.3%
BEAUTY SALON SERVICES		1	<div></div> 0.1%
BEER		1	<div></div> 0.1%
BLACKSMITH		1	<div></div> 0.1%
BODA BODA		2	<div></div> 0.2%
BODA-BODA MOTORCYCLIS		1	<div></div> 0.1%
BODABODA RIDER		1	<div></div> 0.1%
BRICK MAKING		1	<div></div> 0.1%
BRICKS		4	<div></div> 0.3%
BUILDING HOUSES		1	<div></div> 0.1%
BUYING AND SELLING GOATS AND COWS IN THE MARKET		1	<div></div> 0.1%
BUYING AND SELLING LIVESTOCK IN THE MARKET		1	<div></div> 0.1%
BUYING AND SELLING LIVESTOCK, GOATS AND POULTRY		1	<div></div> 0.1%
BUYING AND SELLING LOCAL BREW		1	<div></div> 0.1%
BUYING AND SELLING MEAT AT OWN BUTCHER		1	<div></div> 0.1%
BUYING AND SELLING PETROL ON RETAIL SCALE		1	<div></div> 0.1%
BUYING AND SELLING SWEET BANANAS (BOGOYA) ON WHOLE SALE SCALE		1	<div></div> 0.1%
Bodaboda rider		1	<div></div> 0.1%
Brewing alcohol		1	<div></div> 0.1%
Brewing beer		2	<div></div> 0.2%
Brewing local alcohol		1	<div></div> 0.1%

s8q39a: 39a. What are the main goods/services produced at[NAME]'s 2nd place or main func

Value	Label	Cases	Percentage
Brewing local alcohol at home for sale		1	 0.1%
Brewing local alcohol for sale		1	 0.1%
Brewing local beer		1	 0.1%
Building Residential House		1	 0.1%
Buys and Sells sweet bananas		1	 0.1%
Buys and sells agricultural produce		1	 0.1%
CAKE FOR SALE ON MARKET DAYS		1	 0.1%
CARPENTER		1	 0.1%
CARPENTRY		2	 0.2%
CASSAVA FOR HOME CONSUMPTION		1	 0.1%
CASSAVA MAINLY FOR HOME CONSUMPTION		1	 0.1%
CASUAL CROP LABOURERS		2	 0.2%
CASUAL LABORER LOADING AND OFFLOADING IN SUGARCANE PLANTATIONS		1	 0.1%
CASUAL LABOURER		3	 0.3%
CASUAL LABOURER ON AGRICULTURAL FARMS		1	 0.1%
CASUAL LABOURER ON PRIVATE FARMS		2	 0.2%
CASUAL LABOURER ON PRIVATE INDIVIDUAL FARMS		1	 0.1%
CHAIRS		2	 0.2%
CHARCOAL		4	 0.3%

s8q39a: 39a. What are the main goods/services produced at[NAME]'s 2nd place or main func

Value	Label	Cases	Percentage
CHARCOAL BURNING		1	<div></div> 0.1%
CHARCOAL BURNING		3	<div></div> 0.3%
CHARCOAL PRODUCTION		1	<div></div> 0.1%
CHARGING PEOPLE'S PHONES FOR PAY		1	<div></div> 0.1%
COFFEE, BEANS, MAIZE		1	<div></div> 0.1%
COLLECTING TAXES IN THE MARKET FOR PAY		1	<div></div> 0.1%
COMMERCIAL CROP		1	<div></div> 0.1%
COMMERCIAL CROP AND ANIMAL FARMER GROWING MAIZE AND CASSAVA AND REARING ANIMALS LIKE CATTLE		1	<div></div> 0.1%
COMMERCIAL CROP FARMER		1	<div></div> 0.1%
COMMERCIAL CROP FARMER.		1	<div></div> 0.1%
COMMERCIAL CROP FARMING		4	<div></div> 0.3%
COMMERCIAL LIVESTOCK REARING		1	<div></div> 0.1%
COMMERCIAL MIXED FARMING		13	<div></div> 1.1%
COMMERCIAL SUGAR CANE FARMING		1	<div></div> 0.1%
COMPOUND CLEANING SERVICES		1	<div></div> 0.1%
CONSTRUCTION		3	<div></div> 0.3%
CONSTRUCTION OF SOMEONE'S HOUSE FOR PAY		1	<div></div> 0.1%
CONSTRUCTION SERVICES		1	<div></div> 0.1%

s8q39a: 39a. What are the main goods/services produced at[NAME]'s 2nd place or main func

Value	Label	Cases	Percentage
CONSTRUCTION SITE		1	<div><div></div></div> 0.1%
COOKING FOOD AT A SCHOOL		1	<div><div></div></div> 0.1%
COTTON FOR SALE		3	<div><div></div></div> 0.3%
CREAM WESTNILE		1	<div><div></div></div> 0.1%
CROP FARM LABORER		4	<div><div></div></div> 0.3%
CROP FARM LABOURER		2	<div><div></div></div> 0.2%
CROP FARMING		14	<div><div></div></div> 1.2%
CROP farming		1	<div><div></div></div> 0.1%
CULTIVATING ANNUAL CROPS		1	<div><div></div></div> 0.1%
CULTIVATING PERENNIAL CROPS		1	<div><div></div></div> 0.1%
CULTIVATION OF ANNUAL CROPS		2	<div><div></div></div> 0.2%
CULTIVATION OF ANNUAL CROPS LIKE BEANS		1	<div><div></div></div> 0.1%
CULTIVATION OF ANNUAL CROPS LIKE CASSAVA		1	<div><div></div></div> 0.1%
CULTIVATION OF ANNUAL CROPS LIKE MAIZE		2	<div><div></div></div> 0.2%
CUTTING DOWN OF TREES		1	<div><div></div></div> 0.1%
CUTTING GRASS FOR THATCHING		1	<div><div></div></div> 0.1%
Carries rice from other people's gardens		1	<div><div></div></div> 0.1%
Causal work		2	<div><div></div></div> 0.2%
Causal worker		1	<div><div></div></div> 0.1%
Chairman handling cases in the area, deals with criminal law		1	<div><div></div></div> 0.1%
Charcoal burning		1	<div><div></div></div> 0.1%

s8q39a: 39a. What are the main goods/services produced at[NAME]'s 2nd place or main func

Value	Label	Cases	Percentage
Collecting revenue at a market		1	0.1%
Commercial crop farming		1	0.1%
Construction of house		1	0.1%
Crop farm labourer		1	0.1%
Crop farmer		1	0.1%
Crop farming		19	1.7%
Cultivates crops like beans and Maize		2	0.2%
Cultivates crops like beans and bananas		1	0.1%
Cultivates crops like beans, maize and coffee		1	0.1%
DIGGING FOR OTHER PEOPLE FOR PAY		2	0.2%
DIGGING FOR OTHER PEOPLE FOR PAY.		1	0.1%
DIGGING FOR OTHER PEOPLE TO BE PAID		1	0.1%
DIGGING IN PEOPLE'S GARDENS FOR PAY		1	0.1%
DIGGING OTHER PEOPLE'S GARDENS FOR PAY		1	0.1%
DIGGING PEOPLE' GARDENS FOR PAY		1	0.1%
DIGGING PEOPLE'S GARDENS FOR PAY		1	0.1%
Digging		2	0.2%
Digging for people		1	0.1%
Digging to plant cassava		1	0.1%
Distilling local waragi for sale		1	0.1%

s8q39a: 39a. What are the main goods/services produced at[NAME]'s 2nd place or main func

Value	Label	Cases	Percentage
Distilling of local beer		1	0.1%
Distilling of waragi		2	0.2%
EGGPLANT AND TOMATOES FOR SALE		1	0.1%
FEEDING CATTLE AND POULTRY LIKE BULL,CHICKEN		1	0.1%
FEEDING COWS AND PIGS		1	0.1%
FIREWOOD FOR SALE		1	0.1%
FISH		1	0.1%
FISHING		1	0.1%
FOOD CROPS		11	1.0%
FOOD CROPS BEANS		1	0.1%
FOOD CROPS BEANS AND MAIZE		1	0.1%
FOOD CROPS MAINLY FOR HOME CONSUMPTION		17	1.5%
FOOD CROPS MAINLY FOR SALE		1	0.1%
FOOD CROPS MATOOKE		1	0.1%
FOOD STUFFS MATOOKE		1	0.1%
FORESTRY		2	0.2%
FRESH FOOD		2	0.2%
Farming		1	0.1%
Fast food preparation		1	0.1%
Feeding cattle like cows		1	0.1%
Fishing		1	0.1%
Forest		1	0.1%
GENERAL MERCHANDISE		2	0.2%
GENERAL MERCHANDISE SHOP		1	0.1%
GROUNDNUTS MAINLY FOR SALE		1	0.1%

s8q39a: 39a. What are the main goods/services produced at[NAME]'s 2nd place or main func

Value	Label	Cases	Percentage
GROUNDNUTS/ CASSAVA GROWER		1	<div><div></div></div> 0.1%
GROWING BEANS FOR COMMERCIAL PURPOSES		1	<div><div></div></div> 0.1%
GROWING CASSAVA		2	<div><div></div></div> 0.2%
GROWING CASSAVA AND RAISING BULLS		1	<div><div></div></div> 0.1%
GROWING CASSAVA AND RAISING BULLS AND GOATS		1	<div><div></div></div> 0.1%
GROWING COFFEE AND MATOOKE FOR MAJORLY HOME CONSUMPTION		1	<div><div></div></div> 0.1%
GROWING CROPS FOR HOME CONSUMPTION		1	<div><div></div></div> 0.1%
GROWING MAINLY CASSAVA		1	<div><div></div></div> 0.1%
GROWING MAIZE		1	<div><div></div></div> 0.1%
GROWING MAIZE AND BEANS ON OWN GARDEN MAINLY FOR SALE		1	<div><div></div></div> 0.1%
GROWING MAIZE FOR COMMERCIAL		1	<div><div></div></div> 0.1%
GROWING MAIZE MAJORLY FOR COMMERCIAL PURPOSES		1	<div><div></div></div> 0.1%
GROWING MAJORLY POTATOES FOR HOME CONSUMPTION		1	<div><div></div></div> 0.1%
GROWING MAJORLY RICE FOR COMMERCIAL PURPOSES		1	<div><div></div></div> 0.1%
GROWING NON		5	<div><div></div></div> 0.4%

s8q39a: 39a. What are the main goods/services produced at[NAME]'s 2nd place or main func

Value	Label	Cases	Percentage
PERENNIAL CROPS			
GROWING OF ANNUAL CROPS		1	0.1%
GROWING OF CROPS		1	0.1%
GROWING OF PERENNIAL CROPS		2	0.2%
GROWING SORGHUM		7	0.6%
GROWS CROPS MAINLY FOR HOME CONSUMPTION		2	0.2%
Grinds food stuffs like maize,Cassava		1	0.1%
Growing crops mainly for food and sell some		9	0.8%
Growing crops mainly for sale		2	0.2%
Growing crops mainly for sale and some for food		2	0.2%
Growing crops mainly for sale and some for sale and some for food		1	0.1%
Growing non perennial crops		1	0.1%
Growing of annual crops		4	0.3%
Growing of crops		23	2.0%
Growing of perennial crops		1	0.1%
Growing of perennial crops and keeping animals		1	0.1%
Growing of pineapples		1	0.1%
Grows crops like Cassava and Beans		1	0.1%
Grows crops like Coffee and bananas		1	0.1%
Grows crops like Irish potatoes and Maize		1	0.1%

s8q39a: 39a. What are the main goods/services produced at[NAME]'s 2nd place or main func

Value	Label	Cases	Percentage
Grows crops like Maize and Cassava		1	0.1%
Grows crops like Maize and Irish potatoes		1	0.1%
Grows crops like beans and Maize		7	0.6%
Grows crops like beans and Maize and Rares cows		1	0.1%
Grows crops like beans and bananas		2	0.2%
HAIR DRESSING		1	0.1%
HARVESTING SWEET POTATOES		1	0.1%
HEALTH WORKER		1	0.1%
HERBAL MEDICINE		1	0.1%
HOSPITAL CLEANER		1	0.1%
HOUSEHOLD FARM		3	0.3%
HOUSES		1	0.1%
Harvesting crops like G.nuts		1	0.1%
Harvesting crops like beans and feeding sheep		1	0.1%
Harvesting simsim		1	0.1%
Home		3	0.3%
Houses		1	0.1%
IRISH POTATOES, BEANS, MAIZE		1	0.1%
Kiosk		1	0.1%
LC 1 CHAIRPERSON		2	0.2%
LIVESTOCK FARMING		1	0.1%
LOCAL BREW FOR SALE		1	0.1%
LOCAL BREW PRODUCTION		1	0.1%
LOCAL WARAGI AND MARUWA		1	0.1%
LOGGING		2	0.2%

s8q39a: 39a. What are the main goods/services produced at[NAME]'s 2nd place or main func

Value	Label	Cases	Percentage
LUMBERING OF TREES		1	0.1%
Livestock farming		1	0.1%
MAIZE		1	0.1%
MAIZE AND BEANS PRODUCTION FOR MAJORLY HOME CONSUMPTION		1	0.1%
MAIZE, BEANS		2	0.2%
MAIZE, BEANS COFFEE		1	0.1%
MAIZE, BEANS, COFFEE		1	0.1%
MAIZE, CASSAVA, IRISH POTATOES		1	0.1%
MAIZE, GNUTS, BEANS		1	0.1%
MAIZE, SUGARCANE, BEANS		1	0.1%
MAKING AND REPAIRING CLOTHES		1	0.1%
MAKING AND SELLING LOCAL BREW		3	0.3%
MAKING AND SELLING OF PANCAKES		1	0.1%
MAKING BRICKS		1	0.1%
MAKING CHARCOAL		1	0.1%
MAKING LOCAL BREW		1	0.1%
MAKING LOCAL BREW FOR SALE		1	0.1%
MAKING LOCAL BREW FOR SALE.		1	0.1%
MAKING MATS AND BASKETS		1	0.1%
MAKING PANCAKES FOR SALE		2	0.2%

s8q39a: 39a. What are the main goods/services produced at[NAME]'s 2nd place or main func

Value	Label	Cases	Percentage
MAKING POPCORN		1	<div></div> 0.1%
MANAGING DAY AND NIGHT CAR PARKING SERVICES		1	<div></div> 0.1%
MANUFACTURI		10	<div></div> 0.9%
MANUFACTURI MANDAZI		1	<div></div> 0.1%
MANUFACTURI OF ALCOHOL		3	<div></div> 0.3%
MARKET ORIENTED CROP FARMING		1	<div></div> 0.1%
MARKET STALL		1	<div></div> 0.1%
MARKET VENDOR		1	<div></div> 0.1%
MARUWA		1	<div></div> 0.1%
MAT MAKING		1	<div></div> 0.1%
MATOOKE, BEANS		1	<div></div> 0.1%
MATOOKE, BEANS, MAIZE		2	<div></div> 0.2%
MATOOKE, COFFEE, BEANS		2	<div></div> 0.2%
MIDWIFE		1	<div></div> 0.1%
MILLER		1	<div></div> 0.1%
MIXED CROP AND ANIMAL FARMING FOR MAJORLY HOME CONSUMPTION		1	<div></div> 0.1%
MIXED CROP AND ANIMAL PRODUCTION FOR MAJORLY HOME CONSUMPTION		1	<div></div> 0.1%
MIXED CROP AND LIVESTOCK FARMING		2	<div></div> 0.2%
MIXED CROP AND LIVESTOCK FARMING FOR HOME CONSUMPTION		1	<div></div> 0.1%
MIXED CROP AND LIVESTOCK		1	<div></div> 0.1%





















s8q39a: 39a. What are the main goods/services produced at[NAME]'s 2nd place or main func

Value	Label	Cases	Percentage
FARMING FOR MAJORLY HOME CONSUMPTION			
MIXED CROP AND LIVESTOCK PRODUCTION		2	<div><div></div></div> 0.2%
MIXED CROP AND LIVESTOCK PRODUCTION FOR COMMERCIAL PURPOSES		1	<div><div></div></div> 0.1%
MIXED FARMING		2	<div><div></div></div> 0.2%
Makes item like chairs and beds		1	<div><div></div></div> 0.1%
Makes wine in the household		1	<div><div></div></div> 0.1%
Making and selling alcohol		1	<div><div></div></div> 0.1%
Making clothes		1	<div><div></div></div> 0.1%
Making furniture at small scale		1	<div><div></div></div> 0.1%
Making local brew (waragi)		1	<div><div></div></div> 0.1%
Making pancakes for sale		1	<div><div></div></div> 0.1%
Making ropes		1	<div><div></div></div> 0.1%
Making wine		1	<div><div></div></div> 0.1%
Manufacturing		1	<div><div></div></div> 0.1%
Manufacturing alcohol		1	<div><div></div></div> 0.1%
Market		2	<div><div></div></div> 0.2%
Mining Gold		1	<div><div></div></div> 0.1%
Mixed Farming		1	<div><div></div></div> 0.1%
Mixed farming		1	<div><div></div></div> 0.1%
Mobile		2	<div><div></div></div> 0.2%
Near the road side		1	<div><div></div></div> 0.1%
OFFERS CASUAL LABOR IN SOME ONE'S GARDEN		1	<div><div></div></div> 0.1%
OPERATES A GRINDING MILL		2	<div><div></div></div> 0.2%
OPERATING A GENERAL MACHANDISE RETAIL SHOP		1	<div><div></div></div> 0.1%

s8q39a: 39a. What are the main goods/services produced at[NAME]'s 2nd place or main func

Value	Label	Cases	Percentage
OPERATING MOBILE MONEY		2	0.2%
PANCAKES FOR SALE		2	0.2%
PHOTOGRAPHY		1	0.1%
PHOTOGRAPHY		1	0.1%
PLOUGHING OTHER PEOPLE'S GARDENS FOR PAY		1	0.1%
PORTER IN HOUSE CONSTRUCTION		1	0.1%
POTS		1	0.1%
POULTRY		1	0.1%
PRE-PRIMARY SCHOOL		1	0.1%
PRIMARY SCHOOL		1	0.1%
PRODUCTION OF FOOD CROPS FOR HOME CONSUMPTION		1	0.1%
PRODUCTION OF RICE		1	0.1%
Painting Houses		1	0.1%
Part time secondary school		1	0.1%
Planting beans for commercial purposes		1	0.1%
Planting cassava		1	0.1%
Planting gnuts		1	0.1%
Planting maize		1	0.1%
Potter on a building site		1	0.1%
Preparing local alcohol		1	0.1%
Production of food crops for home consumption		1	0.1%
Quarrying of stone		1	0.1%
RADIO PRESENTER AT A RADIO STATION		1	0.1%
RAISING BULLS AND GOATS		1	0.1%

s8q39a: 39a. What are the main goods/services produced at[NAME]'s 2nd place or main func

Value	Label	Cases	Percentage
RAISING BULLS AND GOATS AND GROWING CASSAVA		2	 0.2%
REARING COWS		1	 0.1%
RELIGIOUS ACTIVITIES		1	 0.1%
RELIGIOUS LEADER		1	 0.1%
REPAIR OF BICYCLES AND MOTORCYCLES		1	 0.1%
REPAIR OF SHOES AND SAUCEPANS		1	 0.1%
REPAIRING PEOPLE' S BICYCLES FOR PAY		1	 0.1%
RETAIL		1	 0.1%
RETAIL BUSINESS		1	 0.1%
RETAIL TRADE (GENERAL MACHADISE)		1	 0.1%
RETAIL SALE		2	 0.2%
RETAIL SALE OF AIRTIME.		1	 0.1%
RETAIL SALE OF BEER, SODA		1	 0.1%
RETAIL SALE OF CHARCOAL		1	 0.1%
RETAIL SALE OF COOKED YAMS		1	 0.1%
RETAIL SALE OF FOOD		3	 0.3%
RETAIL SALE OF FRESH FOOD		1	 0.1%
RETAIL SALE OF GENERAL MERCHANDISE		4	 0.3%
RETAIL SALE OF HOUSEHOLD MERCHANDISE		1	 0.1%
RETAIL SALE OF LIVE ANIMALS		1	 0.1%

s8q39a: 39a. What are the main goods/services produced at[NAME]'s 2nd place or main func

Value	Label	Cases	Percentage
RETAIL SALE OF PAPYRUS		1	<div></div> 0.1%
RETAIL SALE OF ROASTED GROUNDNUTS AND SOYA BEANS		1	<div></div> 0.1%
RETAIL SALE OF SECOND HAND CLOTHES		1	<div></div> 0.1%
RETAIL SALE OF SWEET BANANAS, JACKFRUIT, AVOCADO		1	<div></div> 0.1%
RETAIL SALE OF TRADITIONAL HERBS		1	<div></div> 0.1%
RETAIL SALE OF VEGETABLES ON A STALL		1	<div></div> 0.1%
RETAIL SALES		1	<div></div> 0.1%
RETAIL SELL OF BEER		1	<div></div> 0.1%
RETAIL SELL OF FISH IN MARKETS		1	<div></div> 0.1%
RETAIL SELL OF FOOD STUFFS		1	<div></div> 0.1%
RETAIL SELL OF LOCAL BREW		1	<div></div> 0.1%
RETAIL SELLING COLORED ICE		1	<div></div> 0.1%
RETAIL SHOP		6	<div></div> 0.5%
RETAIL TRADE		6	<div></div> 0.5%
RETAIL TRADE OF COFFEE		1	<div></div> 0.1%
RETAIL TRADE OF GENERAL MERCHANDISE		1	<div></div> 0.1%
RETAIL TRADE OF GOATS		1	<div></div> 0.1%
RETAIL TRADE OF LOCAL BREW		1	<div></div> 0.1%

s8q39a: 39a. What are the main goods/services produced at[NAME]'s 2nd place or main func

Value	Label	Cases	Percentage
RETAIL TRADE OF TOMATOES		1	0.1%
RETAIL TRADE SELLER		2	0.2%
RETSIL TRADE		1	0.1%
RICE MAINLY FOR SALE		1	0.1%
RIDING A MOTORCYCLE FOR PAY		1	0.1%
ROAD TRANSPORT		1	0.1%
Retail sale of alcohol drinks		2	0.2%
Retail sale of general		2	0.2%
Retail sale of general merchandise		3	0.3%
Retail sale of ghee		1	0.1%
Retail sale of second hand clothes		1	0.1%
Retail sale of silver fish and some vegetables		1	0.1%
Retail sale of vegetables		1	0.1%
Retail shop of general merchandise		1	0.1%
Retailshop of general merchandise		1	0.1%
River		1	0.1%
Road side		2	0.2%
Roofing houses		1	0.1%
SALE OF ALCOHOLIC AND NON- ALCOHOL DRINKS		1	0.1%
SALE OF FOOD		2	0.2%
SALE OF GENERAL MERCHANDISE		1	0.1%
SALE OF SECOND HAND CLOTHES		1	0.1%

s8q39a: 39a. What are the main goods/services produced at[NAME]'s 2nd place or main func

Value	Label	Cases	Percentage
SALES FOOD ITEMS AT A STALL		1	0.1%
SALON		1	0.1%
SALOON		1	0.1%
SELLING AGRICULTURAL PRODUCE		1	0.1%
SELLING AUTOMOTIVE FUEL IN STALL AT THE TRADING CENTRE		1	0.1%
SELLING CASSAVA		1	0.1%
SELLING CHAPATI		1	0.1%
SELLING CHARCOAL		1	0.1%
SELLING COOKED FOOD		1	0.1%
SELLING COOKED FOOD ON OPEN MARKET DAYS		1	0.1%
SELLING FIREWOOD		3	0.3%
SELLING FISH		2	0.2%
SELLING FOOD IN THE MARKET		1	0.1%
SELLING FOODS AND VEGETABLES ON A STALL		1	0.1%
SELLING FOODSTUFF		1	0.1%
SELLING GREEN VEGETABLES		1	0.1%
SELLING MANDAZI		1	0.1%
SELLING PETROLEUM PRODUCTS		1	0.1%
SELLING TAP WATER		1	0.1%
SELLING TOMATOES		1	0.1%
SELLING VEGETABLES		1	0.1%

s8q39a: 39a. What are the main goods/services produced at[NAME]'s 2nd place or main func

Value	Label	Cases	Percentage
SELLS CHARCOAL AND FOOD STUFF		1	<div><div></div></div> 0.1%
SELLS FAST FOODS		1	<div><div></div></div> 0.1%
SERVICE WORKER AT A HARDWARE		1	<div><div></div></div> 0.1%
SHOE REPAIRING		1	<div><div></div></div> 0.1%
SHOP		1	<div><div></div></div> 0.1%
SIMSIM PASTE		1	<div><div></div></div> 0.1%
SORGHUM MAINLY FOR HOME CONSUMPTION		1	<div><div></div></div> 0.1%
SUBSISTANCE AGRICULTURAL CASUAL LABOURER		3	<div><div></div></div> 0.3%
SUBSISTANCE GROWING OF CROPS		4	<div><div></div></div> 0.3%
SUBSISTANCE GROWING OF CROPS AND ANIMAL FARMING		26	<div><div></div></div> 2.3%
SUBSISTANCE GROWING OF CROPS AND ANIMAL REARING		1	<div><div></div></div> 0.1%
SUBSISTENCE CROP FARMING		1	<div><div></div></div> 0.1%
SUBSISTENCE MIXED FARMING		2	<div><div></div></div> 0.2%
SUBSISTENCE CROP AND LIVESTOCK FARMING		1	<div><div></div></div> 0.1%
SUBSISTENCE CROP FARMER		7	<div><div></div></div> 0.6%
SUBSISTENCE CROP FARMER GROWING MAIZE AND AND SWEET POTATOES		1	<div><div></div></div> 0.1%
SUBSISTENCE CROP FARMER GROWING MAIZE AND		1	<div><div></div></div> 0.1%

s8q39a: 39a. What are the main goods/services produced at[NAME]'s 2nd place or main func

Value	Label	Cases	Percentage
BEANS AND CASSAVA.			
SUBSISTENCE CROP FARMER GROWING MAIZE AND BEANS AND SWEET POTATOES AND REARING ANIMALS LIKE CATTLE.		1	<div><div></div></div> 0.1%
SUBSISTENCE CROP FARMER GROWING MAIZE AND CASSAVA		1	<div><div></div></div> 0.1%
SUBSISTENCE CROP FARMER GROWING MAIZE AND CASSAVA AND SWEET POTATOES		2	<div><div></div></div> 0.2%
SUBSISTENCE CROP FARMER GROWING MAIZE AND RICE.		1	<div><div></div></div> 0.1%
SUBSISTENCE CROP FARMER GROWING MAIZE AND SWEET POTATOES		1	<div><div></div></div> 0.1%
SUBSISTENCE CROP FARMER GROWING MAIZE BEANS AND SWEET POTATOES.		1	<div><div></div></div> 0.1%
SUBSISTENCE CROP FARMER GROWING MAIZE BEANS, GROUNDNUTS AND SWEET POTATOES.		1	<div><div></div></div> 0.1%
SUBSISTENCE CROP FARMER GROWING MAIZE BEANS, SWEET		1	<div><div></div></div> 0.1%

s8q39a: 39a. What are the main goods/services produced at[NAME]'s 2nd place or main func

Value	Label	Cases	Percentage
POTATOES AND CASSAVA			
SUBSISTENCE CROP FARMER GROWING MAIZE BEANS, SWEET POTATOES AND CASSAVA.		1	<div><div></div></div> 0.1%
SUBSISTENCE CROP FARMER GROWING MAIZE CASSAVA AND MILLET		1	<div><div></div></div> 0.1%
SUBSISTENCE CROP FARMER GROWING MAIZE, BEANS,		1	<div><div></div></div> 0.1%
SUBSISTENCE CROP FARMER GROWING MAIZE, CASSAVA AND SWEET POTATOES		1	<div><div></div></div> 0.1%
SUBSISTENCE CROP FARMER GROWING MAIZE, MILLET AND SWEET POTATOES.		1	<div><div></div></div> 0.1%
SUBSISTENCE CROP FARMER GROWING MAIZE, MILLET, CASSAVA AND SWEET POTATOES.		1	<div><div></div></div> 0.1%
SUBSISTENCE CROP FARMER GROWING MAIZE, SWEET POTATOES AND CASSAVA		2	<div><div></div></div> 0.2%
SUBSISTENCE CROP FARMER		1	<div><div></div></div> 0.1%

s8q39a: 39a. What are the main goods/services produced at[NAME]'s 2nd place or main func

Value	Label	Cases	Percentage
GROWING MAIZE, SWEET POTATOES AND MILLET.			
SUBSISTENCE CROP FARMING		59	<div><div></div></div> 5.2%
SUBSISTENCE FARMER GROWING MAIZE AND OTHER CROPS		2	<div><div></div></div> 0.2%
SUBSISTENCE FARMER GROWING MAIZE AND OTHER FOOD CROPS		3	<div><div></div></div> 0.3%
SUBSISTENCE FARMER GROWING MAIZE AND OTHER FOOD CROPS.		1	<div><div></div></div> 0.1%
SUBSISTENCE FARMER GROWING SUGARCANE		1	<div><div></div></div> 0.1%
SUBSISTENCE FARMING		13	<div><div></div></div> 1.1%
SUBSISTENCE MIXED CROP AND ANIMAL FARMING		2	<div><div></div></div> 0.2%
SUBSISTENCE MIXED FARMING		11	<div><div></div></div> 1.0%
SUBSTANCE CROP FARMER		8	<div><div></div></div> 0.7%
SUBSTANCE CROP FARMING		1	<div><div></div></div> 0.1%
SUPERVISOR OF SUGAR CANE LOADING ONTO TRUCKS		1	<div><div></div></div> 0.1%
SWEET POTATOES FOR HOME CONSUMPTION		1	<div><div></div></div> 0.1%
SWEET POTATOES MAINLY FOR HOME CONSUMPTION		1	<div><div></div></div> 0.1%

s8q39a: 39a. What are the main goods/services produced at[NAME]'s 2nd place or main func

Value	Label	Cases	Percentage
Sale of brooms in the market		1	0.1%
Selling bananas		1	0.1%
Selling food		1	0.1%
Selling food items		1	0.1%
Selling of coffee husks		1	0.1%
Selling of hardware		1	0.1%
Selling of pancakes		1	0.1%
Selling of produce		1	0.1%
Selling of waragi		1	0.1%
Selling small fish at home		1	0.1%
Selling sodas on Retail		1	0.1%
Sells Maize, Beans and Coffee		1	0.1%
Sells Onions		1	0.1%
Sells eggplants and tomatoes		1	0.1%
Sells tomatoes		1	0.1%
Sells vegetables		1	0.1%
Sewing clothes		1	0.1%
Shopkeeper		2	0.2%
Splitting rocks for sale		1	0.1%
Subsistence crop farming		10	0.9%
Subsistence farming		10	0.9%
TAILORING		1	0.1%
TAILORING CLOTHES OF MINOR REPAIRS		1	0.1%
TAILORING SERVICES FOR ONLY NEW CLOTHES		1	0.1%
TAKING CARE OF MATOOKE AND COFFEE FOR MAJORLY HOME CONSUMPTION		1	0.1%
TEA PLANTATION		1	0.1%
TEACHING AT A		1	0.1%

s8q39a: 39a. What are the main goods/services produced at[NAME]'s 2nd place or main func

Value	Label	Cases	Percentage
SECONDARY SCHOOL			
TENDING TO CROPS FOR PAY		1	<div><div></div></div> 0.1%
TENDING TO OTHER PEOPLE'S CROPS FOR PAY		1	<div><div></div></div> 0.1%
TENDING TO PEOPLE'S CROPS FOR PAY		4	<div><div></div></div> 0.3%
TENDING TO PEOPLE'S GARDENS FOR PAY		1	<div><div></div></div> 0.1%
TRADE AND SERVICES		1	<div><div></div></div> 0.1%
TRADITIONAL BIRTH ATTENDANT		1	<div><div></div></div> 0.1%
TRADITIONAL MARKET		2	<div><div></div></div> 0.2%
TRANSPORTING SERVICE		1	<div><div></div></div> 0.1%
Tailoring		1	<div><div></div></div> 0.1%
Tailoring of clothes		2	<div><div></div></div> 0.2%
Trade		1	<div><div></div></div> 0.1%
Traditional market		1	<div><div></div></div> 0.1%
Training community regarding development		1	<div><div></div></div> 0.1%
Transport		1	<div><div></div></div> 0.1%
Treating animals at households		1	<div><div></div></div> 0.1%
Treating livestock from individual farms		1	<div><div></div></div> 0.1%
WARAGI DISTILLER		1	<div><div></div></div> 0.1%
WASHING CLOTHES		1	<div><div></div></div> 0.1%
WEAVING MATS		1	<div><div></div></div> 0.1%
WEAVING MATS FOR SALE		1	<div><div></div></div> 0.1%
WEEDING CASSAVA		3	<div><div></div></div> 0.3%
WEEDING CROPS LIKE		1	<div><div></div></div> 0.1%

s8q39a: 39a. What are the main goods/services produced at[NAME]'s 2nd place or main func

Value	Label	Cases	Percentage
CASSAVA AND FEEDING PIGS,CHICKEN			
WEEDING CROPS LIKE SORGHUM		1	0.1%
WEEDING GROUNDNTS		2	0.2%
WEEDING MATOOKE		1	0.1%
WEEDING PEOPLE'S CROPS FOR PAY		1	0.1%
WEEDING SOMEONE CASSAVA		1	0.1%
WHOLESALE OF AGRICULTURA PRODUCE		2	0.2%
WHOLESALE OF BANANA LEAVES IN A MARKET		1	0.1%
WHOLESALE OF FISH		1	0.1%
WHOLESALE OF MAIZE		1	0.1%
WHOLESALE TRADE		1	0.1%
WHOLESALE OF AGRICULTURA PRODUCE		1	0.1%
Weaving baskets		1	0.1%
Weaving of bee hives		1	0.1%
Weeding cassava		1	0.1%
Weeding crops like beans and Maize		1	0.1%
Weeding matooke		1	0.1%
Wholesale of local brew		1	0.1%
Wood work		1	0.1%
Working as a tailor		1	0.1%
a stall		1	0.1%
agricultural plot		1	0.1%
agriculture		3	0.3%
alcohol		1	0.1%
at home		6	0.5%

s8q39a: 39a. What are the main goods/services produced at[NAME]'s 2nd place or main func

Value	Label	Cases	Percentage
at work shop		2	<div><div></div></div> 0.2%
baskets		1	<div><div></div></div> 0.1%
beans		1	<div><div></div></div> 0.1%
bicycle and motorcycle repairer		1	<div><div></div></div> 0.1%
bicycle repairer		1	<div><div></div></div> 0.1%
bicycles		1	<div><div></div></div> 0.1%
bodaboda riding		2	<div><div></div></div> 0.2%
brewing alcohol		1	<div><div></div></div> 0.1%
brooms		1	<div><div></div></div> 0.1%
building houses		1	<div><div></div></div> 0.1%
buying and selling farm produce		1	<div><div></div></div> 0.1%
car mechanic		1	<div><div></div></div> 0.1%
carpentry workshop		1	<div><div></div></div> 0.1%
casual labourer in agriculture		1	<div><div></div></div> 0.1%
casual labourer in farming		3	<div><div></div></div> 0.3%
clothes shop		1	<div><div></div></div> 0.1%
coffee factory		1	<div><div></div></div> 0.1%
commercial crop farming		2	<div><div></div></div> 0.2%
commercial farming		2	<div><div></div></div> 0.2%
computer shop		1	<div><div></div></div> 0.1%
construction		2	<div><div></div></div> 0.2%
cooks and sells food in a restaurant		1	<div><div></div></div> 0.1%
cotton		1	<div><div></div></div> 0.1%
crop farm labourer		1	<div><div></div></div> 0.1%
crop labourer		1	<div><div></div></div> 0.1%
crop production		13	<div><div></div></div> 1.1%
crop production and animal production		1	<div><div></div></div> 0.1%
cutting hair		1	<div><div></div></div> 0.1%
digging and harvesting crops in people's garden		1	<div><div></div></div> 0.1%
digging people's garden		1	<div><div></div></div> 0.1%
distributes beverages to other retail shops like wine, soda		1	<div><div></div></div> 0.1%

s8q39a: 39a. What are the main goods/services produced at[NAME]'s 2nd place or main func

Value	Label	Cases	Percentage
district market		1	0.1%
farm		1	0.1%
fetching water for sale		1	0.1%
food items		1	0.1%
fresh and fried fish		1	0.1%
general merchandise		2	0.2%
giving drugs to sick people		1	0.1%
grinding maize, cassava		1	0.1%
growing crops		1	0.1%
growing perennial crops		1	0.1%
growing non perenial crops		2	0.2%
growing of annual crops		2	0.2%
hairdressing		1	0.1%
harvesting beans		1	0.1%
harvesting cassava		1	0.1%
harvesting soya beans		1	0.1%
harvesting sweet potatoes		1	0.1%
harvesting sweet potatoes and rearing animals		1	0.1%
helping in building houses		1	0.1%
helping with cutting of firewood for whole		1	0.1%
hoe handles		1	0.1%
home		1	0.1%
household		2	0.2%
household farm		17	1.5%
houses		1	0.1%
local WARAGI		1	0.1%
local waragi		1	0.1%
making alcohol		4	0.3%
making juice		1	0.1%
making mats		2	0.2%
making of local waragi		1	0.1%
manufacturing		1	0.1%
market		3	0.3%

s8q39a: 39a. What are the main goods/services produced at[NAME]'s 2nd place or main func

Value	Label	Cases	Percentage
market oriented farmer		6	0.5%
market oriented farming		2	0.2%
mobile		1	0.1%
mobile place		1	0.1%
nursing officer		1	0.1%
on the road side		1	0.1%
operates a retail shop		2	0.2%
operating the grinding mill		1	0.1%
painting Houses		1	0.1%
pancakes		1	0.1%
planting SIMSIM and rearing animals		1	0.1%
planting maize and keeping animals		1	0.1%
planting sweet Potatoes		1	0.1%
planting sweet potatoes		1	0.1%
ploughing and harvesting soya beans and rearing animals		1	0.1%
plumbing		1	0.1%
preparing the land for farming		1	0.1%
primary school		3	0.3%
primary teacher		1	0.1%
production of crops		1	0.1%
production of food crops		1	0.1%
production of food crops for home consumption		3	0.3%
production of food crops for sale and partly home consumption		1	0.1%
production of waragi		1	0.1%
rearing animals		1	0.1%
recoding cash receipts and payments		1	0.1%
repairing of spraying pumps		1	0.1%

s8q39a: 39a. What are the main goods/services produced at[NAME]'s 2nd place or main func

Value	Label	Cases	Percentage
retail sale of fish		1	0.1%
retail sale of general merchandise		3	0.3%
retail sale of produce		1	0.1%
retail sale of spices		1	0.1%
retail sales of general merchandise		2	0.2%
retail shop		3	0.3%
riding motorcycle		2	0.2%
sale of snacks		1	0.1%
sale of tea with snacks		1	0.1%
sand quarry		1	0.1%
sawing clothes		1	0.1%
school		1	0.1%
secondary school		1	0.1%
sell food stuff in the market		1	0.1%
selling AGRO CHEMICALS shop		1	0.1%
selling beans in the market		1	0.1%
selling dry cassava		1	0.1%
selling food		1	0.1%
selling food staffs in the market		1	0.1%
selling goods like maize, soyabeans etc		1	0.1%
selling of alcoholic drinks		1	0.1%
selling second hand clothes		1	0.1%
selling simsim paste		1	0.1%
selling sorghum in the market		1	0.1%
selling tomatoes		1	0.1%
selling waragi		1	0.1%
sewing clothes		1	0.1%
sewing clothes		2	0.2%
she sells soda, wine , doughnuts from one place to another		1	0.1%

s8q39a: 39a. What are the main goods/services produced at[NAME]'s 2nd place or main func

Value	Label	Cases	Percentage
shore		1	0.1%
subsistence crop and goat rearing		1	0.1%
subsistence crop and Livestock farming		1	0.1%
subsistence crop farmer		1	0.1%
subsistence crop farming		14	1.2%
subsistence crop farming and animal rearing		2	0.2%
subsistence farming		2	0.2%
subsistence livestock farming		1	0.1%
tailoring		1	0.1%
teaching children		2	0.2%
tobacco sales man in market		1	0.1%
traditional market		1	0.1%
transport		1	0.1%
transporting passengers		1	0.1%
wedding cassava		1	0.1%
weeding cassava		5	0.4%
weeding cassava and rearing goats		2	0.2%
weeding crops		1	0.1%
weeding sweet potatoes		1	0.1%
wholesale of firewood		1	0.1%
winower		1	0.1%

Warning: these figures indicate the number of cases found in the data file. They cannot be interpreted as summary statistics of the population of interest.

h8q39b_oneDigit: Main Category - ISIC code

Information	[Type= discrete] [Format=numeric] [Range= 11111-211111] [Missing=*]		
Statistics [NW/ W]	[Valid=1144 /-] [Invalid=10049 /-]		
Value	Label	Cases	Percentage
11111	Agriculture, forestry and fishing	693	60.6%
21111	Mining and quarrying	5	0.4%
31111	Manufacturing	126	11.0%
41111	Electricity, gas, steam and air conditioning supply	0	
51111	Water supply; sewerage, waste management and remediation act	0	
61111	Construction	20	1.7%
71111	Wholesale and retail trade; repair of motor vehicles and mot	193	16.9%

# h8q39b_oneDigit: Main Category - ISIC code			
Value	Label	Cases	Percentage
81111	Transportation and storage	17	1.5%
91111	Accommodation and food service activities	13	1.1%
101111	Information and communication	2	0.2%
111111	Financial and insurance activitie	5	0.4%
121111	Real estate activities	1	0.1%
131111	Professional, scientific and technical activities	1	0.1%
141111	Administrative and support service activities	1	0.1%
151111	Public administration and defence; compulsory social securit	2	0.2%
161111	Education	10	0.9%
171111	Human health and social work activities	4	0.3%
181111	Arts, entertainment and recreation	1	0.1%
191111	Other service activities	47	4.1%
201111	Activities of households as employers; undifferentiated good	2	0.2%
211111	Activities of extraterritorial organizations and bodies	1	0.1%
Sysmiss		10049	
Warning: these figures indicate the number of cases found in the data file. They cannot be interpreted as summary statistics of the population of interest.			
# h8q39b_twoDigit: SubCategory level1 - ISIC code			
Information	[Type= discrete] [Format=numeric] [Range= 1-99] [Missing=*]		
Statistics [NW/ W]	[Valid=1144 /-] [Invalid=10049 /-]		
Value	Label	Cases	Percentage
1	Crop and animal production, hunting and related service acti	675	59.0%
2	Forestry and logging	14	1.2%
3	Fishing and aquaculture	4	0.3%
5	Mining of coal and lignite	0	
6	Extraction of crude petroleum and natural gas	0	
7	Mining of metal ores	0	
8	Other mining and quarrying	5	0.4%
9	Mining support service activities	0	
10	Manufacture of food products	17	1.5%
11	Manufacture of beverages	48	4.2%
12	Manufacture of tobacco products	0	
13	Manufacture of textiles	9	0.8%
14	Manufacture of wearing apparel	3	0.3%
15	Manufacture of leather and related products	0	
16	Manufacture of wood and of products of wood and cork, except	22	1.9%
17	Manufacture of paper and paper products	1	0.1%
18	Printing and reproduction of recorded media	0	
19	Manufacture of coke and refined petroleum products	0	
20	Manufacture of chemicals and chemical products	5	0.4%
21	Manufacture of basic pharmaceutical products and pharmaceuti	0	
22	Manufacture of rubber and plastics products	0	
23	Manufacture of other non-metallic mineral products	6	0.5%
24	Manufacture of basic metals	0	
25	Manufacture of fabricated metal products, except machinery a	1	0.1%

# h8q39b_twoDigit: SubCategory level1 - ISIC code			
Value	Label	Cases	Percentage
26	Manufacture of computer, electronic and optical products	0	
27	Manufacture of electrical equipment	0	
28	Manufacture of machinery and equipment n.e.c.	1	0.1%
29	Manufacture of motor vehicles, trailers and semi-trailers	0	
30	Manufacture of other transport equipment	0	
31	Manufacture of furniture	0	
32	Other manufacturing	12	1.0%
33	Repair and installation of machinery and equipment	1	0.1%
35	Electricity, gas, steam and air conditioning supply	0	
36	Water collection, treatment and supply	0	
37	Sewerage	0	
38	Waste collection, treatment and disposal activities; materia	0	
39	Remediation activities and other waste management services	0	
41	Construction of buildings	19	1.7%
42	Civil engineering	0	
43	Specialized construction activities	1	0.1%
45	Wholesale and retail trade and repair of motor vehicles and	3	0.3%
46	Wholesale trade, except of motor vehicles and motorcycles	21	1.8%
47	Retail trade, except of motor vehicles and motorcycles	169	14.8%
49	Land transport and transport via pipelines	17	1.5%
50	Water transport	0	
51	Air transport	0	
52	Warehousing and support activities for transportation	0	
53	Postal and courier activities	0	
55	Accommodation	1	0.1%
56	Food and beverage service activities	12	1.0%
58	Publishing activities	1	0.1%
59	Motion picture, video and television programme production, s	0	
60	Programming and broadcasting activities	1	0.1%
61	Telecommunications	0	
62	Computer programming, consultancy and related activities	0	
63	Information service activities	0	
64	Financial service activities, except insurance and pension f	4	0.3%
65	Insurance, reinsurance and pension funding, except compulsor	0	
66	Activities auxiliary to financial service and insurance acti	1	0.1%
68	Real estate activities	1	0.1%
69	Legal and accounting activities	0	
70	Activities of head offices; management consultancy activitie	0	
71	Architectural and engineering activities; technical testing	0	
72	Scientific research and development	0	
73	Advertising and market research	0	
74	Other professional, scientific and technical activities	1	0.1%
75	Veterinary activities	0	
77	Rental and leasing activities	0	
78	Employment activities	0	

# h8q39b_twoDigit: SubCategory level1 - ISIC code			
Value	Label	Cases	Percentage
79	Travel agency, tour operator, reservation service and relate	0	
80	Security and investigation activities	0	
81	Services to buildings and landscape activities	0	
82	Office administrative, office support and other business sup	1	0.1%
84	Public administration and defence; compulsory social securit	2	0.2%
85	Education	10	0.9%
86	Human health activities	4	0.3%
87	Residential care activities	0	
88	Social work activities without accommodation	0	
90	Creative, arts and entertainment activities	1	0.1%
91	Libraries, archives, museums and other cultural activities	0	
92	Gambling and betting activities	0	
93	Sports activities and amusement and recreation activities	0	
94	Activities of membership organizations	1	0.1%
95	Repair of computers and personal and household goods	9	0.8%
96	Other personal service activities	37	3.2%
97	Activities of households as employers of domestic personnel	1	0.1%
98	Undifferentiated goods- and services-producing activities of	1	0.1%
99	Activities of extraterritorial organizations and bodies	1	0.1%
Sysmiss		10049	
Warning: these figures indicate the number of cases found in the data file. They cannot be interpreted as summary statistics of the population of interest.			
# h8q39b_threeDigit: SubCategory level2 - ISIC code			
Information	[Type= discrete] [Format=numeric] [Range= 101-990222] [Missing=*]		
Statistics [NW/ W]	[Valid=1144 /-] [Invalid=10049 /-]		
Value	Label	Cases	Percentage
101	Processing and preserving of meat	0	
102	Processing and preserving of fish, crustaceans and molluscs	0	
103	Processing and preserving of fruit and vegetables	0	
104	Manufacture of vegetable and animal oils and fats	0	
105	Manufacture of dairy products	0	
106	Manufacture of grain mill products, starches and starch prod	13	1.1%
107	Manufacture of other food products	4	0.3%
108	Manufacture of prepared animal feeds	0	
110	Manufacture of beverages	48	4.2%
120	Manufacture of tobacco products	0	
131	Spinning, weaving and finishing of textiles	7	0.6%
139	Manufacture of other textiles	2	0.2%
151	Tanning and dressing of leather; manufacture of luggage, han	0	
152	Manufacture of footwear	0	
181	Printing and service activities related to printing	0	
182	Reproduction of recorded media	0	
191	Manufacture of coke oven products	0	
192	Manufacture of refined petroleum products	0	
201	Manufacture of basic chemicals, fertilizers and nitrogen com	0	

h8q39b_threeDigit: SubCategory level2 - ISIC code

Value	Label	Cases	Percentage
202	Manufacture of other chemical products	0	
203	Manufacture of man-made fibres	5	0.4%
221	Manufacture of rubber products	0	
222	Manufacture of plastics products	0	
231	Manufacture of glass and glass products	0	
239	Manufacture of non-metallic mineral products n.e.c.	6	0.5%
241	Manufacture of basic iron and steel	0	
242	Manufacture of basic precious and other non-ferrous metals	0	
243	Casting of metals	0	
251	Manufacture of structural metal products, tanks, reservoirs	0	
252	Manufacture of weapons and ammunition	0	
259	Manufacture of other fabricated metal products; metalworking	1	0.1%
261	Manufacture of electronic components and boards	0	
262	Manufacture of computers and peripheral equipment	0	
263	Manufacture of communication equipment	0	
264	Manufacture of consumer electronics	0	
265	Manufacture of measuring, testing, navigating and control eq	0	
266	Manufacture of irradiation, electromedical and electrotherap	0	
267	Manufacture of optical instruments and photographic equipmen	0	
268	Manufacture of magnetic and optical media	0	
271	Manufacture of electric motors, generators, transformers and	0	
272	Manufacture of batteries and accumulators	0	
273	Manufacture of wiring and wiring devices	0	
274	Manufacture of electric lighting equipment	0	
275	Manufacture of domestic appliances	0	
279	Manufacture of other electrical equipment	0	
281	Manufacture of general-purpose machinery	1	0.1%
282	Manufacture of special-purpose machinery	0	
291	Manufacture of motor vehicles	0	
292	Manufacture of bodies (coachwork) for motor vehicles; manufa	0	
293	Manufacture of parts and accessories for motor vehicles	0	
301	Building of ships and boats	0	
302	Manufacture of railway locomotives and rolling stock	0	
303	Manufacture of air and spacecraft and related machinery	0	
304	Manufacture of military fighting vehicles	0	
309	Manufacture of transport equipment n.e.c.	0	
310	Manufacture of furniture	0	
323	Manufacture of sports goods	0	
324	Manufacture of games and toys	0	
325	Manufacture of medical and dental instruments and supplies	0	
329	Other manufacturing n.e.c.	11	1.0%
331	Repair of fabricated metal products, machinery and equipment	1	0.1%
332	Installation of industrial machinery and equipment	0	
351	Electric power generation, transmission and distribution	0	
352	Manufacture of gas; distribution of gaseous fuels through ma	0	

h8q39b_threeDigit: SubCategory level2 - ISIC code

Value	Label	Cases	Percentage
353	Steam and air conditioning supply	0	
360	Water collection, treatment and supply	0	
370	Sewerage	0	
381	Waste collection	0	
382	Waste treatment and disposal	0	
383	Materials recovery	0	
390	Remediation activities and other waste management services	0	
410	Construction of buildings	19	1.7%
421	Construction of roads and railways	0	
422	Construction of utility projects	0	
429	Construction of other civil engineering projects	0	
431	Demolition and site preparation	0	
432	Electrical, plumbing and other construction installation act	1	0.1%
433	Building completion and finishing	0	
439	Other specialized construction activities	0	
451	Sale of motor vehicles	0	
452	Maintenance and repair of motor vehicles	1	0.1%
453	Sale of motor vehicle parts and accessories	0	
454	Sale, maintenance and repair of motorcycles and related part	2	0.2%
461	Wholesale on a fee or contract basis	0	
462	Wholesale of agricultural raw materials and live animals	12	1.0%
463	Wholesale of food, beverages and tobacco	5	0.4%
464	Wholesale of household goods	1	0.1%
465	Wholesale of machinery, equipment and supplies	0	
466	Other specialized wholesale	1	0.1%
469	Non-specialized wholesale trade	2	0.2%
471	Retail sale in non-specialized stores	39	3.4%
472	Retail sale of food, beverages and tobacco in specialized st	31	2.7%
473	Retail sale of automotive fuel in specialized stores	2	0.2%
474	Retail sale of information and communications equipment in s	0	
475	Retail sale of other household equipment in specialized stor	1	0.1%
476	Retail sale of cultural and recreation goods in specialized	0	
477	Retail sale of other goods in specialized stores	16	1.4%
478	Retail sale via stalls and markets	48	4.2%
479	Retail trade not in stores, stalls or markets	32	2.8%
491	Transport via railways	0	
492	Other land transport	17	1.5%
493	Transport via pipeline	0	
501	Sea and coastal water transport	0	
502	Inland water transport	0	
511	Passenger air transport	0	
512	Freight air transport	0	
521	Warehousing and storage	0	
522	Support activities for transportation	0	
531	Postal activities	0	

h8q39b_threeDigit: SubCategory level2 - ISIC code

Value	Label	Cases	Percentage
532	Courier activities	0	
551	Short term accommodation activities	1	0.1%
552	Camping grounds, recreational vehicle parks and trailer park	0	
559	Other accommodation	0	
561	Restaurants and mobile food service activities	6	0.5%
562	Event catering and other food service activities	4	0.3%
563	Beverage serving activities	2	0.2%
581	Publishing of books, periodicals and other publishing activi	1	0.1%
582	Software publishing	0	
591	Motion picture, video and television programme activities	0	
592	Sound recording and music publishing activities	0	
601	Radio broadcasting	1	0.1%
602	Television programming and broadcasting activities	0	
611	Wired telecommunications activities	0	
612	Wireless telecommunications activities	0	
613	Satellite telecommunications activities	0	
619	Other telecommunications activities	0	
631	Data processing, hosting and related activities; web portals	0	
639	Other information service activities	0	
641	Monetary intermediation	1	0.1%
642	Activities of holding companies	0	
643	Trusts, funds and similar financial entities	0	
649	Other financial service activities, except insurance and pen	3	0.3%
651	Insurance	0	
652	Reinsurance	0	
653	Pension funding	0	
661	Activities auxiliary to financial service activities, except	0	
662	Activities auxiliary to insurance and pension funding	0	
663	Fund management activities	1	0.1%
681	Real estate activities with own or leased property	0	
682	Real estate activities on a fee or contract basis	1	0.1%
691	Legal activities	0	
692	Accounting, bookkeeping and auditing activities; tax consult	0	
701	Activities of head offices	0	
702	Management consultancy activities	0	
711	Architectural and engineering activities and related technic	0	
712	Technical testing and analysis	0	
722	Research and experimental development on social sciences and	0	
731	Advertising	0	
732	Market research and public opinion polling	0	
741	Specialized design activities	0	
742	Photographic activities	0	
749	Other professional, scientific and technical activities n.e.	1	0.1%
750	Veterinary activities	0	
771	Renting and leasing of motor vehicles	0	

h8q39b_threeDigit: SubCategory level2 - ISIC code

Value	Label	Cases	Percentage
772	Renting and leasing of personal and household goods	0	
773	Renting and leasing of other machinery, equipment and tangib	0	
774	Leasing of intellectual property and similar products, excep	0	
781	Activities of employment placement agencies	0	
782	Temporary employment agency activities	0	
783	Other human resources provision	0	
791	Travel agency and tour operator activities	0	
799	Other reservation service and related activities	0	
801	Private security activities	0	
802	Security systems service activities	0	
803	Investigation activities	0	
811	Combined facilities support activities	0	
812	Cleaning activities	0	
813	Landscape care and maintenance service activities	0	
821	Office administrative and support activities	0	
822	Activities of call centres	0	
823	Organization of conventions and trade shows	0	
829	Business support service activities n.e.c.	1	0.1%
841	Administration of the State and the economic and social poli	2	0.2%
842	Provision of services to the community as a whole	0	
843	Compulsory social security activities	0	
851	Pre-primary and primary education	7	0.6%
852	Secondary education	3	0.3%
853	Higher education	0	
854	Other education	0	
855	Educational support activities	0	
861	Hospital activities	1	0.1%
862	Medical and dental practice activities	1	0.1%
869	Other human health activities	2	0.2%
871	Residential nursing care facilities	0	
872	Residential care activities for mental retardation, mental h	0	
873	Residential care activities for the elderly and disabled	0	
879	Other residential care activities	0	
881	Social work activities without accommodation for the elderly	0	
889	Other social work activities without accommodation	0	
900	Creative, arts and entertainment activities	1	0.1%
920	Gambling and betting activities	0	
931	Sports activities	0	
932	Other amusement and recreation activities	0	
941	Activities of business, employers and professional membershi	0	
942	Activities of trade unions	0	
949	Activities of other membership organizations	1	0.1%
951	Repair of computers and communication equipment	1	0.1%
952	Repair of personal and household goods	8	0.7%
960	Other personal service activities	37	3.2%

# h8q39b_threeDigit: SubCategory level2 - ISIC code			
Value	Label	Cases	Percentage
970	Activities of households as employers of domestic personnel	1	0.1%
981	Undifferentiated goods-producing activities of private house	0	
982	Undifferentiated service-producing activities of private hou	1	0.1%
11222	Growing of non-perennial crops	411	35.9%
12222	Growing of perennial crops	79	6.9%
13222	Plant propagation	0	
14222	Animal production	11	1.0%
15222	Mixed farming	126	11.0%
16222	Support activities to agriculture and post-harvest crop acti	48	4.2%
17222	Hunting, trapping and related service activities	0	
21222	Silviculture and other forestry activities	5	0.4%
22222	Logging	7	0.6%
23222	Gathering of non-wood forest products	0	
24222	Support services to forestry	2	0.2%
31222	Fishing	4	0.3%
32222	Aquaculture	0	
51222	Mining of hard coal	0	
52222	Mining of lignite	0	
61222	Extraction of crude petroleum	0	
62222	Extraction of natural gas	0	
71222	Mining of iron ores	0	
72222	Mining of non-ferrous metal ores	0	
81222	Quarrying of stone, sand and clay	3	0.3%
89222	Mining and quarrying n.e.c.	2	0.2%
91222	Support activities for petroleum and natural gas extraction	0	
99222	Support activities for other mining and quarrying	0	
141222	Manufacture of wearing apparel, except fur apparel	3	0.3%
142222	Manufacture of articles of fur	0	
143222	Manufacture of knitted and crocheted apparel	0	
161222	Sawmilling and planing of wood	1	0.1%
162222	Manufacture of products of wood, cork, straw and plaiting ma	21	1.8%
170222	Manufacture of paper and paper products	1	0.1%
210222	Manufacture of pharmaceuticals, medicinal chemical and botan	0	
321222	Manufacture of jewellery, bijouterie and related articles	1	0.1%
322222	Manufacture of musical instruments	0	
620222	Computer programming, consultancy and related activities	0	
721222	Research and experimental development on natural sciences an	0	
910222	Libraries, archives, museums and other cultural activities	0	
990222	Activities of extraterritorial organizations and bodies	1	0.1%
Sysmiss		10049	
Warning: these figures indicate the number of cases found in the data file. They cannot be interpreted as summary statistics of the population of interest.			
# h8q39b_fourDigit: SubCategory level3 - ISIC code			
Information	[Type= discrete] [Format=numeric] [Range= 111-9900] [Missing=*]		
Statistics [NW/ W]	[Valid=1144 /-] [Invalid=10049 /-]		

h8q39b_fourDigit: SubCategory level3 - ISIC code

Value	Label	Cases	Percentage
111	Growing of cereals (except rice), leguminous crops and oil s	210	18.4%
112	Growing of rice	3	0.3%
113	Growing of vegetables and melons, roots and tubers	68	5.9%
114	Growing of sugar cane	1	0.1%
115	Growing of tobacco	3	0.3%
116	Growing of fibre crops	1	0.1%
119	Growing of other non-perennial crops	125	10.9%
121	Growing of grapes	0	
122	Growing of tropical and subtropical fruits	23	2.0%
123	Growing of citrus fruits	0	
124	Growing of pome fruits and stone fruits	0	
125	Growing of other tree and bush fruits and nuts	1	0.1%
126	Growing of oleaginous fruits	0	
127	Growing of beverage crops	3	0.3%
128	Growing of spices, aromatic, drug and pharmaceutical crops	0	
129	Growing of other perennial crops	52	4.5%
130	Plant propagation	0	
141	Raising of cattle and buffaloes	9	0.8%
142	Raising of horses and other equines	0	
143	Raising of camels and camelids	0	
144	Raising of sheep and goats	1	0.1%
145	Raising of swine/pigs	0	
146	Raising of poultry	1	0.1%
149	Raising of other animals	0	
150	Mixed farming	126	11.0%
161	Support activities for crop production	47	4.1%
162	Support activities for animal production	0	
163	Post-harvest crop activities	1	0.1%
164	Seed processing for propagation	0	
170	Hunting, trapping and related service activities	0	
210	Silviculture and other forestry activities	5	0.4%
220	Logging	7	0.6%
230	Gathering of non-wood forest products	0	
240	Support services to forestry	2	0.2%
311	Marine fishing	0	
312	Freshwater fishing	4	0.3%
321	Marine aquaculture	0	
322	Freshwater aquaculture	0	
510	Mining of hard coal	0	
520	Mining of lignite	0	
610	Extraction of crude petroleum	0	
620	Extraction of natural gas	0	
710	Mining of iron ores	0	
721	Mining of uranium and thorium ores	0	
729	Mining of other non-ferrous metal ores	0	

h8q39b_fourDigit: SubCategory level3 - ISIC code

Value	Label	Cases	Percentage
810	Quarrying of stone, sand and clay	3	0.3%
891	Mining of chemical and fertilizer minerals	0	
892	Extraction of peat	0	
893	Extraction of salt	0	
899	Other mining and quarrying n.e.c.	2	0.2%
910	Support activities for petroleum and natural gas extraction	0	
990	Support activities for other mining and quarrying	0	
1010	Processing and preserving of meat	0	
1020	Processing and preserving of fish, crustaceans and molluscs	0	
1030	Processing and preserving of fruit and vegetables	0	
1040	Manufacture of vegetable and animal oils and fats	0	
1050	Manufacture of dairy products	0	
1061	Manufacture of grain mill products	7	0.6%
1062	Manufacture of starches and starch products	6	0.5%
1071	Manufacture of bakery products	2	0.2%
1072	Manufacture of sugar	0	
1073	Manufacture of cocoa, chocolate and sugar confectionery	0	
1074	Manufacture of macaroni, noodles, couscous and similar farin	0	
1075	Manufacture of prepared meals and dishes	0	
1079	Manufacture of other food products n.e.c.	2	0.2%
1080	Manufacture of prepared animal feeds	0	
1101	Distilling, rectifying and blending of spirits	33	2.9%
1102	Manufacture of wines	2	0.2%
1103	Manufacture of malt liquors and malt	11	1.0%
1104	Manufacture of soft drinks; production of mineral waters and	2	0.2%
1200	Manufacture of tobacco products	0	
1311	Preparation and spinning of textile fibres	0	
1312	Weaving of textiles	4	0.3%
1313	Finishing of textiles	3	0.3%
1391	Manufacture of knitted and crocheted fabrics	0	
1392	Manufacture of made-up textile articles, except apparel	0	
1393	Manufacture of carpets and rugs	0	
1394	Manufacture of cordage, rope, twine and netting	0	
1399	Manufacture of other textiles n.e.c.	2	0.2%
1410	Manufacture of wearing apparel, except fur apparel	3	0.3%
1420	Manufacture of articles of fur	0	
1430	Manufacture of knitted and crocheted apparel	0	
1511	Tanning and dressing of leather; dressing and dyeing of fur	0	
1512	Manufacture of luggage, handbags and the like, saddlery and	0	
1520	Manufacture of footwear	0	
1610	Sawmilling and planing of wood	1	0.1%
1621	Manufacture of veneer sheets and wood-based panels	0	
1622	Manufacture of builders' carpentry and joinery	3	0.3%
1623	Manufacture of wooden containers	1	0.1%
1629	Manufacture of other products of wood; manufacture of articl	17	1.5%

h8q39b_fourDigit: SubCategory level3 - ISIC code

Value	Label	Cases	Percentage
1701	Manufacture of pulp, paper and paperboard	0	
1702	Manufacture of corrugated paper and paperboard and of contain	0	
1709	Manufacture of other articles of paper and paperboard	1	0.1%
1811	Printing	0	
1812	Service activities related to printing	0	
1820	Reproduction of recorded media	0	
1910	Manufacture of coke oven products	0	
1920	Manufacture of refined petroleum products	0	
2011	Manufacture of basic chemicals	0	
2012	Manufacture of fertilizers and nitrogen compounds	0	
2013	Manufacture of plastics and synthetic rubber in primary form	0	
2021	Manufacture of pesticides and other agrochemical products	0	
2022	Manufacture of paints, varnishes and similar coatings, print	0	
2023	Manufacture of soap and detergents, cleaning and polishing p	0	
2029	Manufacture of other chemical products n.e.c.	0	
2030	Manufacture of man-made fibres	5	0.4%
2100	Manufacture of pharmaceuticals, medicinal chemical and botan	0	
2211	Manufacture of rubber tyres and tubes; retreading and rebuild	0	
2219	Manufacture of other rubber products	0	
2220	Manufacture of plastics products	0	
2310	Manufacture of glass and glass products	0	
2391	Manufacture of refractory products	0	
2392	Manufacture of clay building materials	5	0.4%
2393	Manufacture of other porcelain and ceramic products	0	
2394	Manufacture of cement, lime and plaster	0	
2395	Manufacture of articles of concrete, cement and plaster	0	
2396	Cutting, shaping and finishing of stone	0	
2399	Manufacture of other non-metallic mineral products n.e.c.	1	0.1%
2410	Manufacture of basic iron and steel	0	
2420	Manufacture of basic precious and other non-ferrous metals	0	
2431	Casting of iron and steel	0	
2432	Casting of non-ferrous metals	0	
2511	Manufacture of structural metal products	0	
2512	Manufacture of tanks, reservoirs and containers of metal	0	
2513	Manufacture of steam generators, except central heating hot	0	
2520	Manufacture of weapons and ammunition	0	
2591	Forging, pressing, stamping and roll-forming of metal; powde	0	
2592	Treatment and coating of metals; machining	0	
2593	Manufacture of cutlery, hand tools and general hardware	0	
2599	Manufacture of other fabricated metal products n.e.c.	1	0.1%
2610	Manufacture of electronic components and boards	0	
2620	Manufacture of computers and peripheral equipment	0	
2630	Manufacture of communication equipment	0	
2640	Manufacture of consumer electronics	0	
2651	Manufacture of measuring, testing, navigating and control eq	0	

# h8q39b_fourDigit: SubCategory level3 - ISIC code			
Value	Label	Cases	Percentage
2652	Manufacture of watches and clocks	0	0.1%
2660	Manufacture of irradiation, electromedical and electrotherap	0	
2670	Manufacture of optical instruments and photographic equipmen	0	
2680	Manufacture of magnetic and optical media	0	
2710	Manufacture of electric motors, generators, transformers and	0	
2720	Manufacture of batteries and accumulators	0	
2731	Manufacture of fibre optic cables	0	
2732	Manufacture of other electronic and electric wires and cable	0	
2733	Manufacture of wiring devices	0	
2740	Manufacture of electric lighting equipment	0	
2750	Manufacture of domestic appliances	0	
2790	Manufacture of other electrical equipment	0	
2811	Manufacture of engines and turbines, except aircraft, vehicl	0	
2812	Manufacture of fluid power equipment	0	
2813	Manufacture of other pumps, compressors, taps and valves	0	
2814	Manufacture of bearings, gears, gearing and driving elements	0	
2815	Manufacture of ovens, furnaces and furnace burners	0	
2816	Manufacture of lifting and handling equipment	0	
2817	Manufacture of office machinery and equipment (except comput	1	
2818	Manufacture of power-driven hand tools	0	
2819	Manufacture of other general-purpose machinery	0	
2821	Manufacture of agricultural and forestry machinery	0	
2822	Manufacture of metal-forming machinery and machine tools	0	
2823	Manufacture of machinery for metallurgy	0	
2824	Manufacture of machinery for mining, quarrying and construct	0	
2825	Manufacture of machinery for food, beverage and tobacco proc	0	
2826	Manufacture of machinery for textile, apparel and leather pr	0	
2829	Manufacture of other special-purpose machinery	0	
2910	Manufacture of motor vehicles	0	0.1%
2920	Manufacture of bodies (coachwork) for motor vehicles; manufa	0	
2930	Manufacture of parts and accessories for motor vehicles	0	
3011	Building of ships and floating structures	0	
3012	Building of pleasure and sporting boats	0	
3020	Manufacture of railway locomotives and rolling stock	0	
3030	Manufacture of air and spacecraft and related machinery	0	
3040	Manufacture of military fighting vehicles	0	
3091	Manufacture of motorcycles	0	
3092	Manufacture of bicycles and invalid carriages	0	
3099	Manufacture of other transport equipment n.e.c.	0	
3100	Manufacture of furniture	0	
3211	Manufacture of jewellery and related articles	0	
3212	Manufacture of imitation jewellery and related articles	1	
3220	Manufacture of musical instruments	0	
3230	Manufacture of sports goods	0	
3240	Manufacture of games and toys	0	

h8q39b_fourDigit: SubCategory level3 - ISIC code

Value	Label	Cases	Percentage
3250	Manufacture of medical and dental instruments and supplies	0	
3290	Other manufacturing n.e.c.	11	1.0%
3311	Repair of fabricated metal products	0	
3312	Repair of machinery	0	
3313	Repair of electronic and optical equipment	0	
3314	Repair of electrical equipment	0	
3315	Repair of transport equipment, except motor vehicles	1	0.1%
3319	Repair of other equipment	0	
3320	Installation of industrial machinery and equipment	0	
3510	Electric power generation, transmission and distribution	0	
3520	Manufacture of gas; distribution of gaseous fuels through ma	0	
3530	Steam and air conditioning supply	0	
3600	Water collection, treatment and supply	0	
3700	Sewerage	0	
3811	Collection of non-hazardous waste	0	
3812	Collection of hazardous waste	0	
3821	Treatment and disposal of non-hazardous waste	0	
3822	Treatment and disposal of hazardous waste	0	
3830	Materials recovery	0	
3900	Remediation activities and other waste management services	0	
4100	Construction of buildings	19	1.7%
4210	Construction of roads and railways	0	
4220	Construction of utility projects (roads and railways)	0	
4290	Construction of other civil engineering projects	0	
4311	Demolition	0	
4312	Site preparation	0	
4321	Electrical installation	0	
4322	Plumbing, heat and air-conditioning installation	1	0.1%
4329	Other construction installation	0	
4330	Building completion and finishing	0	
4390	Other specialized construction activities	0	
4510	Sale of motor vehicles	0	
4520	Maintenance and repair of motor vehicles	1	0.1%
4530	Sale of motor vehicle parts and accessories	0	
4540	Sale, maintenance and repair of motorcycles and related part	2	0.2%
4610	Wholesale on a fee or contract basis	0	
4620	Wholesale of agricultural raw materials and live animals	12	1.0%
4630	Wholesale of food, beverages and tobacco	5	0.4%
4641	Wholesale of textiles, clothing and footwear	0	
4649	Wholesale of other household goods	1	0.1%
4651	Wholesale of computers, computer peripheral equipment and so	0	
4652	Wholesale of electronic and telecommunications equipment and	0	
4653	Wholesale of agricultural machinery, equipment and supplies	0	
4659	Wholesale of other machinery and equipment	0	
4661	Wholesale of solid, liquid and gaseous fuels and related pro	0	

h8q39b_fourDigit: SubCategory level3 - ISIC code

Value	Label	Cases	Percentage
4662	Wholesale of metals and metal ores	0	
4663	Wholesale of construction materials, hardware, plumbing and	0	
4669	Wholesale of waste and scrap and other products n.e.c.	1	0.1%
4690	Non-specialized wholesale trade	2	0.2%
4711	Retail sale in non-specialized stores with food, beverages o	23	2.0%
4719	Other retail sale in non-specialized stores	16	1.4%
4721	Retail sale of food in specialized stores	15	1.3%
4722	Retail sale of beverages in specialized stores	16	1.4%
4723	Retail sale of tobacco products in specialized stores	0	
4730	Retail sale of automotive fuel in specialized stores	2	0.2%
4741	Retail sale of computers, peripheral units, software and tel	0	
4742	Retail sale of audio and video equipment in specialized stor	0	
4751	Retail sale of textiles in specialized stores	0	
4752	Retail sale of hardware, paints and glass in specialized sto	1	0.1%
4753	Retail sale of carpets, rugs, wall and floor coverings in sp	0	
4759	Retail sale of electrical household appliances, furniture, l	0	
4761	Retail sale of books, newspapers and stationary in specializ	0	
4762	Retail sale of music and video recordings in specialized sto	0	
4763	Retail sale of sporting equipment in specialized stores	0	
4764	Retail sale of games and toys in specialized stores	0	
4771	Retail sale of clothing, footwear and leather articles in sp	2	0.2%
4772	Retail sale of pharmaceutical and medical goods, cosmetic an	1	0.1%
4773	Other retail sale of new goods in specialized stores	13	1.1%
4774	Retail sale of second-hand goods	0	
4781	Retail sale via stalls and markets of food, beverages and to	23	2.0%
4782	Retail sale via stalls and markets of textiles, clothing and	1	0.1%
4789	Retail sale via stalls and markets of other goods	24	2.1%
4791	Retail sale via mail order houses or via Internet	0	
4799	Other retail sale not in stores, stalls or markets	32	2.8%
4911	Passenger rail transport, interurban	0	
4912	Freight rail transport	0	
4921	Urban and suburban passenger land transport	6	0.5%
4922	Other passenger land transport	11	1.0%
4923	Freight transport by road	0	
4930	Transport via pipeline	0	
5011	Sea and coastal passenger water transport	0	
5012	Sea and coastal freight water transport	0	
5021	Inland passenger water transport	0	
5022	Inland freight water transport	0	
5110	Passenger air transport	0	
5120	Freight air transport	0	
5210	Warehousing and storage	0	
5221	Service activities incidental to land transportation	0	
5222	Service activities incidental to water transportation	0	
5223	Service activities incidental to air transportation	0	

h8q39b_fourDigit: SubCategory level3 - ISIC code

Value	Label	Cases	Percentage
5224	Cargo handling	0	
5229	Other transportation support activities	0	
5310	Postal activities	0	
5320	Courier activities	0	
5510	Short term accommodation activities	1	0.1%
5520	Camping grounds, recreational vehicle parks and trailer park	0	
5590	Other accommodation	0	
5610	Restaurants and mobile food service activities	6	0.5%
5621	Event catering	1	0.1%
5629	Other food service activities	3	0.3%
5630	Beverage serving activities	2	0.2%
5811	Book publishing	1	0.1%
5812	Publishing of directories and mailing lists	0	
5813	Publishing of newspapers, journals and periodicals	0	
5819	Other publishing activities	0	
5820	Software publishing	0	
5911	Motion picture, video and television programme production ac	0	
5912	Motion picture, video and television programme post-producti	0	
5913	Motion picture, video and television programme distribution	0	
5914	Motion picture projection activities	0	
5920	Sound recording and music publishing activities	0	
6010	Radio broadcasting	1	0.1%
6020	Television programming and broadcasting activities	0	
6110	Wired telecommunications activities	0	
6120	Wireless telecommunications activities	0	
6130	Satellite telecommunications activities	0	
6190	Other telecommunications activities	0	
6201	Computer programming activities	0	
6202	Computer consultancy and computer facilities management acti	0	
6209	Other information technology and computer service activities	0	
6311	Data processing, hosting and related activities	0	
6312	Web portals	0	
6391	News agency activities	0	
6399	Other information service activities n.e.c.	0	
6411	Central banking	0	
6419	Other monetary intermediation	1	0.1%
6420	Activities of holding companies	0	
6430	Trusts, funds and similar financial entities	0	
6491	Financial leasing	0	
6492	Other credit granting	0	
6499	Other financial service activities, except insurance and pen	3	0.3%
6511	Life insurance	0	
6512	Non-life insurance	0	
6520	Reinsurance	0	
6530	Pension funding	0	

h8q39b_fourDigit: SubCategory level3 - ISIC code

Value	Label	Cases	Percentage
6611	Administration of financial markets	0	
6612	Security and commodity contracts brokerage	0	
6619	Other activities auxiliary to financial service activities	0	
6621	Risk and damage evaluation	0	
6622	Activities of insurance agents and brokers	0	
6629	Other activities auxiliary to insurance and pension funding	0	
6630	Fund management activities	1	0.1%
6810	Real estate activities with own or leased property	0	
6820	Real estate activities on a fee or contract basis	1	0.1%
6910	Legal activities	0	
6920	Accounting, bookkeeping and auditing activities; tax consult	0	
7010	Activities of head offices	0	
7020	Management consultancy activities	0	
7110	Architectural and engineering activities and related technic	0	
7120	Technical testing and analysis	0	
7210	Research and experimental development on natural sciences an	0	
7220	Research and experimental development on social sciences and	0	
7310	Advertising	0	
7320	Market research and public opinion polling	0	
7410	Specialized design activities	0	
7420	Photographic activities	0	
7490	Other professional, scientific and technical activities n.e.	1	0.1%
7500	Veterinary activities	0	
7710	Renting and leasing of motor vehicles	0	
7721	Renting and leasing of recreational and sports goods	0	
7722	Renting of video tapes and disks	0	
7729	Renting and leasing of other personal and household goods	0	
7730	Renting and leasing of other machinery, equipment and tangib	0	
7740	Leasing of intellectual property and similar products, excep	0	
7810	Activities of employment placement agencies	0	
7820	Temporary employment agency activities	0	
7830	Other human resources provision	0	
7911	Travel agency activities	0	
7912	Tour operator activities	0	
7990	Other reservation service and related activities	0	
8010	Private security activities	0	
8020	Security systems service activities	0	
8030	Investigation activities	0	
8110	Combined facilities support activities	0	
8121	General cleaning of buildings	0	
8129	Other building and industrial cleaning activities	0	
8130	Landscape care and maintenance service activities	0	
8211	Combined office administrative service activities	0	
8219	Photocopying, document preparation and other specialized off	0	
8220	Activities of call centres	0	

h8q39b_fourDigit: SubCategory level3 - ISIC code

Value	Label	Cases	Percentage
8230	Activities of collection agencies and credit bureaus	0	
8292	Packaging activities	0	
8299	Other business support service activities n.e.c.	1	0.1%
8411	General public administration activities	2	0.2%
8412	Regulation of the activities of providing health care, educa	0	
8413	Regulation of and contribution to more efficient operation o	0	
8421	Foreign affairs	0	
8422	Defence activities	0	
8423	Public order and safety activities	0	
8430	Compulsory social security activities	0	
8510	Pre-primary and primary education	7	0.6%
8521	General secondary education	3	0.3%
8522	Technical and vocational secondary education	0	
8530	Higher education	0	
8541	Sports and recreation education	0	
8542	Cultural education	0	
8549	Other education n.e.c.	0	
8550	Educational support activities	0	
8610	Hospital activities	1	0.1%
8620	Medical and dental practice activities	1	0.1%
8690	Other human health activities	2	0.2%
8710	Residential nursing care facilities	0	
8720	Residential care activities for mental retardation, mental h	0	
8730	Residential care activities for the elderly and disabled	0	
8790	Other residential care activities	0	
8810	Social work activities without accommodation for the elderly	0	
8890	Other social work activities without accommodation	0	
9000	Creative, arts and entertainment activities	1	0.1%
9101	Library and archives activities	0	
9102	Museums activities and operation of historical sites and bui	0	
9103	Botanical and zoological gardens and nature reserves activit	0	
9200	Gambling and betting activities	0	
9311	Operation of sports facilities	0	
9312	Activities of sports clubs	0	
9319	Other sports activities	0	
9321	Activities of amusement parks and theme parks	0	
9329	Other amusement and recreation activities n.e.c.	0	
9411	Activities of business and employers membership organization	0	
9412	Activities of professional membership organizations	0	
9420	Activities of trade unions	0	
9491	Activities of religious organizations	1	0.1%
9492	Activities of political organizations	0	
9499	Activities of other membership organizations n.e.c.	0	
9511	Repair of computers and peripheral equipment	1	0.1%
9512	Repair of communication equipment	0	

# h8q39b_fourDigit: SubCategory level3 - ISIC code			
Value	Label	Cases	Percentage
9521	Repair of consumer electronics	0	
9522	Repair of household appliances and home and garden equipment	1	0.1%
9523	Repair of footwear and leather goods	1	0.1%
9524	Repair of furniture and home furnishings	0	
9529	Repair of other personal and household goods	6	0.5%
9601	Washing and (dry-) cleaning of textile and fur products	1	0.1%
9602	Hairdressing and other beauty treatment	7	0.6%
9603	Funeral and related activities	0	
9609	Other personal service activities n.e.c.	29	2.5%
9700	Activities of households as employers of domestic personnel	1	0.1%
9810	Undifferentiated goods-producing activities of private house	0	
9820	Undifferentiated service-producing activities of private hou	1	0.1%
9900	Activities of extraterritorial organizations and bodies	1	0.1%
Sysmiss		10049	
Warning: these figures indicate the number of cases found in the data file. They cannot be interpreted as summary statistics of the population of interest.			
# s8q41: 41.In this (second) job/business that [NAME] had during the last 7 days, was..			
Information	[Type= discrete] [Format=numeric] [Range= 1-6] [Missing=*]		
Statistics [NW/ W]	[Valid=1144 /-] [Invalid=10049 /-]		
Value	Label	Cases	Percentage
1	Working for someone else for pay?	248	21.7%
2	An employer?	5	0.4%
3	An own-account worker?	377	33.0%
4	Helping without pay in a household business?	33	2.9%
5	An apprentice?	2	0.2%
6	Working on the household farm or with household livestock?	479	41.9%
Sysmiss		10049	
Warning: these figures indicate the number of cases found in the data file. They cannot be interpreted as summary statistics of the population of interest.			
# s8q42: 42.Is [NAME]'s employer/business (at secondary job)			
Information	[Type= discrete] [Format=numeric] [Range= 1-7] [Missing=*]		
Statistics [NW/ W]	[Valid=1144 /-] [Invalid=10049 /-]		
Value	Label	Cases	Percentage
1	National Government	3	0.3%
2	Local Government	5	0.4%
3	Government controlled business (NWSC, UMEME)	0	
4	A commercial bank	0	
5	A private enterprise (other than a commercial bank)	325	28.4%
6	Non-profit organization (NGO/CBO)	8	0.7%
7	A private household	803	70.2%
Sysmiss		10049	
Warning: these figures indicate the number of cases found in the data file. They cannot be interpreted as summary statistics of the population of interest.			
# s8q73: 73. Where is your usual place of work located?			
Information	[Type= discrete] [Format=numeric] [Range= 1-96] [Missing=*]		
Statistics [NW/ W]	[Valid=1144 /-] [Invalid=10049 /-]		

# s8q73: 73. Where is your usual place of work located?			
Value	Label	Cases	Percentage
1	In your home	116	<div><div></div></div> 10.1%
2	Structure attached to your home	38	<div><div></div></div> 3.3%
3	At the clientâ€™s or employerâ€™s home	17	<div><div></div></div> 1.5%
4	Enterprise, plant, factory, office, shop, workshop etc. (sep	117	<div><div></div></div> 10.2%
5	On a farm or agricultural plot	663	<div><div></div></div> 58.0%
6	Construction site	13	<div><div></div></div> 1.1%
7	Fixed stall in the market/street	71	<div><div></div></div> 6.2%
8	Without fixed location/mobile/open space	101	<div><div></div></div> 8.8%
96	Other (specify)	8	<div><div></div></div> 0.7%
Sysmiss		10049	
Warning: these figures indicate the number of cases found in the data file. They cannot be interpreted as summary statistics of the population of interest.			
# s8q36a: 36a. Hours worked by [NAME] on: Monday. MAIN JOB			
Information	[Type= discrete] [Format=numeric] [Range= 0-20] [Missing=*]		
Statistics [NW/ W]	[Valid=7687 /-] [Invalid=3506 /-] [Mean=1.483 /-] [StdDev=3.286 /-]		
Value	Label	Cases	Percentage
0		5963	<div><div></div></div> 77.6%
1		169	<div><div></div></div> 2.2%
2		109	<div><div></div></div> 1.4%
3		149	<div><div></div></div> 1.9%
4		150	<div><div></div></div> 2.0%
5		159	<div><div></div></div> 2.1%
6		190	<div><div></div></div> 2.5%
7		57	<div><div></div></div> 0.7%
8		238	<div><div></div></div> 3.1%
9		57	<div><div></div></div> 0.7%
10		153	<div><div></div></div> 2.0%
11		16	<div><div></div></div> 0.2%
12		199	<div><div></div></div> 2.6%
13		29	<div><div></div></div> 0.4%
14		19	<div><div></div></div> 0.2%
15		19	<div><div></div></div> 0.2%
16		6	<div><div></div></div> 0.1%
17		1	<div><div></div></div> 0.0%
18		2	<div><div></div></div> 0.0%
20		2	<div><div></div></div> 0.0%
Sysmiss		3506	
Warning: these figures indicate the number of cases found in the data file. They cannot be interpreted as summary statistics of the population of interest.			
# s8q36b: 36a. Hours worked by [NAME] on: Tuesday. MAIN JOB			
Information	[Type= discrete] [Format=numeric] [Range= 0-20] [Missing=*]		
Statistics [NW/ W]	[Valid=7687 /-] [Invalid=3506 /-] [Mean=4.197 /-] [StdDev=3.689 /-]		
Value	Label	Cases	Percentage
0		2262	<div><div></div></div> 29.4%
1		136	<div><div></div></div> 1.8%

s8q36b: 36a. Hours worked by [NAME] on: Tuesday. MAIN JOB

Value	Label	Cases	Percentage
2		264	<div></div> 3.4%
3		756	<div></div> 9.8%
4		902	<div></div> 11.7%
5		701	<div></div> 9.1%
6		893	<div></div> 11.6%
7		215	<div></div> 2.8%
8		619	<div></div> 8.1%
9		155	<div></div> 2.0%
10		293	<div></div> 3.8%
11		46	<div></div> 0.6%
12		345	<div></div> 4.5%
13		29	<div></div> 0.4%
14		35	<div></div> 0.5%
15		25	<div></div> 0.3%
16		6	<div></div> 0.1%
17		1	<div></div> 0.0%
18		2	<div></div> 0.0%
20		2	<div></div> 0.0%
Sysmiss		3506	

Warning: these figures indicate the number of cases found in the data file. They cannot be interpreted as summary statistics of the population of interest.

s8q36c: 36a. Hours worked by [NAME] on: Wednesday. MAIN JOB

Information	[Type= discrete] [Format=numeric] [Range= 0-20] [Missing=*]
Statistics [NW/ W]	[Valid=7687 /-] [Invalid=3506 /-] [Mean=4.22 /-] [StdDev=3.665 /-]

Value	Label	Cases	Percentage
0		2184	<div></div> 28.4%
1		144	<div></div> 1.9%
2		292	<div></div> 3.8%
3		782	<div></div> 10.2%
4		929	<div></div> 12.1%
5		692	<div></div> 9.0%
6		890	<div></div> 11.6%
7		227	<div></div> 3.0%
8		612	<div></div> 8.0%
9		140	<div></div> 1.8%
10		302	<div></div> 3.9%
11		51	<div></div> 0.7%
12		348	<div></div> 4.5%
13		26	<div></div> 0.3%
14		34	<div></div> 0.4%
15		23	<div></div> 0.3%
16		7	<div></div> 0.1%
17		1	<div></div> 0.0%
18		1	<div></div> 0.0%
20		2	<div></div> 0.0%

# s8q36c: 36a. Hours worked by [NAME] on: Wednesday. MAIN JOB			
Value	Label	Cases	Percentage
Sysmiss		3506	
Warning: these figures indicate the number of cases found in the data file. They cannot be interpreted as summary statistics of the population of interest.			
# s8q36d: 36a. Hours worked by [NAME] on: Thursday. MAIN JOB			
Information	[Type= discrete] [Format=numeric] [Range= 0-20] [Missing=*]		
Statistics [NW/ W]	[Valid=7687 /-] [Invalid=3506 /-] [Mean=4.121 /-] [StdDev=3.693 /-]		
Value	Label	Cases	Percentage
0		2346	<div></div> 30.5%
1		140	<div></div> 1.8%
2		244	<div></div> 3.2%
3		757	<div></div> 9.8%
4		908	<div></div> 11.8%
5		705	<div></div> 9.2%
6		863	<div></div> 11.2%
7		207	<div></div> 2.7%
8		583	<div></div> 7.6%
9		152	<div></div> 2.0%
10		302	<div></div> 3.9%
11		52	<div></div> 0.7%
12		329	<div></div> 4.3%
13		26	<div></div> 0.3%
14		39	<div></div> 0.5%
15		23	<div></div> 0.3%
16		5	<div></div> 0.1%
17		1	<div></div> 0.0%
18		3	<div></div> 0.0%
20		2	<div></div> 0.0%
Sysmiss		3506	
Warning: these figures indicate the number of cases found in the data file. They cannot be interpreted as summary statistics of the population of interest.			
# s8q36e: 36a. Hours worked by [NAME] on: Friday. MAIN JOB			
Information	[Type= discrete] [Format=numeric] [Range= 0-20] [Missing=*]		
Statistics [NW/ W]	[Valid=7687 /-] [Invalid=3506 /-] [Mean=3.89 /-] [StdDev=3.726 /-]		
Value	Label	Cases	Percentage
0		2638	<div></div> 34.3%
1		132	<div></div> 1.7%
2		243	<div></div> 3.2%
3		741	<div></div> 9.6%
4		849	<div></div> 11.0%
5		659	<div></div> 8.6%
6		782	<div></div> 10.2%
7		208	<div></div> 2.7%
8		560	<div></div> 7.3%
9		141	<div></div> 1.8%
10		269	<div></div> 3.5%
11		44	<div></div> 0.6%

# s8q36e: 36a. Hours worked by [NAME] on: Friday. MAIN JOB			
Value	Label	Cases	Percentage
12		315	<div></div> 4.1%
13		30	<div></div> 0.4%
14		37	<div></div> 0.5%
15		26	<div></div> 0.3%
16		7	<div></div> 0.1%
17		1	<div></div> 0.0%
18		3	<div></div> 0.0%
20		2	<div></div> 0.0%
Sysmiss		3506	
Warning: these figures indicate the number of cases found in the data file. They cannot be interpreted as summary statistics of the population of interest.			
# s8q36f: 36a. Hours worked by [NAME] on: Saturday. MAIN JOB			
Information	[Type= discrete] [Format=numeric] [Range= 0-20] [Missing=*]		
Statistics [NW/ W]	[Valid=7687 /-] [Invalid=3506 /-] [Mean=3.664 /-] [StdDev=3.786 /-]		
Value	Label	Cases	Percentage
0		3000	<div></div> 39.0%
1		134	<div></div> 1.7%
2		237	<div></div> 3.1%
3		627	<div></div> 8.2%
4		769	<div></div> 10.0%
5		628	<div></div> 8.2%
6		699	<div></div> 9.1%
7		188	<div></div> 2.4%
8		534	<div></div> 6.9%
9		138	<div></div> 1.8%
10		284	<div></div> 3.7%
11		43	<div></div> 0.6%
12		301	<div></div> 3.9%
13		28	<div></div> 0.4%
14		35	<div></div> 0.5%
15		28	<div></div> 0.4%
16		9	<div></div> 0.1%
17		1	<div></div> 0.0%
18		2	<div></div> 0.0%
20		2	<div></div> 0.0%
Sysmiss		3506	
Warning: these figures indicate the number of cases found in the data file. They cannot be interpreted as summary statistics of the population of interest.			
# s8q36g: 36a. Hours worked by [NAME] on: Sunday. MAIN JOB			
Information	[Type= discrete] [Format=numeric] [Range= 0-20] [Missing=*]		
Statistics [NW/ W]	[Valid=7687 /-] [Invalid=3506 /-] [Mean=3.549 /-] [StdDev=3.691 /-]		
Value	Label	Cases	Percentage
0		2962	<div></div> 38.5%
1		117	<div></div> 1.5%
2		274	<div></div> 3.6%
3		717	<div></div> 9.3%

# s8q36g: 36a. Hours worked by [NAME] on: Sunday. MAIN JOB			
Value	Label	Cases	Percentage
4		925	<div></div> 12.0%
5		624	<div></div> 8.1%
6		676	<div></div> 8.8%
7		153	<div></div> 2.0%
8		426	<div></div> 5.5%
9		113	<div></div> 1.5%
10		250	<div></div> 3.3%
11		44	<div></div> 0.6%
12		301	<div></div> 3.9%
13		29	<div></div> 0.4%
14		42	<div></div> 0.5%
15		21	<div></div> 0.3%
16		9	<div></div> 0.1%
17		1	<div></div> 0.0%
18		1	<div></div> 0.0%
20		2	<div></div> 0.0%
Sysmiss		3506	
Warning: these figures indicate the number of cases found in the data file. They cannot be interpreted as summary statistics of the population of interest.			
# s8q43a: 43a. Hours worked by [NAME] on: Monday. OTHER JOBS			
Information	[Type= discrete] [Format=numeric] [Range= 0-14] [Missing=*]		
Statistics [NW/ W]	[Valid=1144 /-] [Invalid=10049 /-] [Mean=1.041 /-] [StdDev=2.383 /-]		
Value	Label	Cases	Percentage
0		890	<div></div> 77.8%
1		25	<div></div> 2.2%
2		30	<div></div> 2.6%
3		58	<div></div> 5.1%
4		32	<div></div> 2.8%
5		30	<div></div> 2.6%
6		26	<div></div> 2.3%
7		5	<div></div> 0.4%
8		21	<div></div> 1.8%
9		3	<div></div> 0.3%
10		12	<div></div> 1.0%
11		2	<div></div> 0.2%
12		6	<div></div> 0.5%
13		2	<div></div> 0.2%
14		2	<div></div> 0.2%
Sysmiss		10049	
Warning: these figures indicate the number of cases found in the data file. They cannot be interpreted as summary statistics of the population of interest.			
# s8q43b: 43a. Hours worked by [NAME] on: Tuesday. OTHER JOBS			
Information	[Type= discrete] [Format=numeric] [Range= 0-14] [Missing=*]		
Statistics [NW/ W]	[Valid=1144 /-] [Invalid=10049 /-] [Mean=2.163 /-] [StdDev=2.638 /-]		
Value	Label	Cases	Percentage
0		555	<div></div> 48.5%

s8q43b: 43a. Hours worked by [NAME] on: Tuesday. OTHER JOBS

Value	Label	Cases	Percentage
1		31	<div><div></div></div> 2.7%
2		102	<div><div></div></div> 8.9%
3		142	<div><div></div></div> 12.4%
4		94	<div><div></div></div> 8.2%
5		76	<div><div></div></div> 6.6%
6		72	<div><div></div></div> 6.3%
7		12	<div><div></div></div> 1.0%
8		34	<div><div></div></div> 3.0%
9		5	<div><div></div></div> 0.4%
10		16	<div><div></div></div> 1.4%
12		2	<div><div></div></div> 0.2%
13		2	<div><div></div></div> 0.2%
14		1	<div><div></div></div> 0.1%
Sysmiss		10049	

Warning: these figures indicate the number of cases found in the data file. They cannot be interpreted as summary statistics of the population of interest.

s8q43c: 43a. Hours worked by [NAME] on: Wednesday. OTHER JOBS

Information	[Type= discrete] [Format=numeric] [Range= 0-15] [Missing=*]
Statistics [NW/ W]	[Valid=1144 /-] [Invalid=10049 /-] [Mean=2.219 /-] [StdDev=2.592 /-]

Value	Label	Cases	Percentage
0		523	<div><div></div></div> 45.7%
1		44	<div><div></div></div> 3.8%
2		94	<div><div></div></div> 8.2%
3		164	<div><div></div></div> 14.3%
4		100	<div><div></div></div> 8.7%
5		81	<div><div></div></div> 7.1%
6		68	<div><div></div></div> 5.9%
7		14	<div><div></div></div> 1.2%
8		31	<div><div></div></div> 2.7%
9		8	<div><div></div></div> 0.7%
10		12	<div><div></div></div> 1.0%
12		3	<div><div></div></div> 0.3%
13		1	<div><div></div></div> 0.1%
15		1	<div><div></div></div> 0.1%
Sysmiss		10049	

Warning: these figures indicate the number of cases found in the data file. They cannot be interpreted as summary statistics of the population of interest.

s8q43d: 43a. Hours worked by [NAME] on: Thursday. OTHER JOBS

Information	[Type= discrete] [Format=numeric] [Range= 0-14] [Missing=*]
Statistics [NW/ W]	[Valid=1144 /-] [Invalid=10049 /-] [Mean=2.031 /-] [StdDev=2.544 /-]

Value	Label	Cases	Percentage
0		574	<div><div></div></div> 50.2%
1		37	<div><div></div></div> 3.2%
2		93	<div><div></div></div> 8.1%
3		150	<div><div></div></div> 13.1%
4		91	<div><div></div></div> 8.0%

# s8q43d: 43a. Hours worked by [NAME] on: Thursday. OTHER JOBS			
Value	Label	Cases	Percentage
5		70	<div><div></div></div> 6.1%
6		64	<div><div></div></div> 5.6%
7		15	<div><div></div></div> 1.3%
8		28	<div><div></div></div> 2.4%
9		8	<div><div></div></div> 0.7%
10		9	<div><div></div></div> 0.8%
11		1	<div><div></div></div> 0.1%
12		2	<div><div></div></div> 0.2%
13		1	<div><div></div></div> 0.1%
14		1	<div><div></div></div> 0.1%
Sysmiss		10049	
Warning: these figures indicate the number of cases found in the data file. They cannot be interpreted as summary statistics of the population of interest.			
# s8q43e: 43a. Hours worked by [NAME] on: Friday. OTHER JOBS			
Information	[Type= discrete] [Format=numeric] [Range= 0-14] [Missing=*]		
Statistics [NW/ W]	[Valid=1144 /-] [Invalid=10049 /-] [Mean=2.261 /-] [StdDev=2.68 /-]		
Value	Label	Cases	Percentage
0		552	<div><div></div></div> 48.3%
1		28	<div><div></div></div> 2.4%
2		77	<div><div></div></div> 6.7%
3		129	<div><div></div></div> 11.3%
4		122	<div><div></div></div> 10.7%
5		79	<div><div></div></div> 6.9%
6		79	<div><div></div></div> 6.9%
7		19	<div><div></div></div> 1.7%
8		37	<div><div></div></div> 3.2%
9		5	<div><div></div></div> 0.4%
10		10	<div><div></div></div> 0.9%
12		5	<div><div></div></div> 0.4%
13		1	<div><div></div></div> 0.1%
14		1	<div><div></div></div> 0.1%
Sysmiss		10049	
Warning: these figures indicate the number of cases found in the data file. They cannot be interpreted as summary statistics of the population of interest.			
# s8q43f: 43a. Hours worked by [NAME] on: Saturday. OTHER JOBS			
Information	[Type= discrete] [Format=numeric] [Range= 0-15] [Missing=*]		
Statistics [NW/ W]	[Valid=1144 /-] [Invalid=10049 /-] [Mean=2.343 /-] [StdDev=2.859 /-]		
Value	Label	Cases	Percentage
0		555	<div><div></div></div> 48.5%
1		28	<div><div></div></div> 2.4%
2		83	<div><div></div></div> 7.3%
3		122	<div><div></div></div> 10.7%
4		110	<div><div></div></div> 9.6%
5		63	<div><div></div></div> 5.5%
6		86	<div><div></div></div> 7.5%
7		21	<div><div></div></div> 1.8%

# s8q43f: 43a. Hours worked by [NAME] on: Saturday. OTHER JOBS			
Value	Label	Cases	Percentage
8		42	<div><div></div></div> 3.7%
9		4	<div><div></div></div> 0.3%
10		18	<div><div></div></div> 1.6%
11		1	<div><div></div></div> 0.1%
12		7	<div><div></div></div> 0.6%
13		2	<div><div></div></div> 0.2%
14		1	<div><div></div></div> 0.1%
15		1	<div><div></div></div> 0.1%
Sysmiss		10049	
Warning: these figures indicate the number of cases found in the data file. They cannot be interpreted as summary statistics of the population of interest.			
# s8q43g: 43a. Hours worked by [NAME] on: Sunday. OTHER JOBS			
Information	[Type= discrete] [Format=numeric] [Range= 0-14] [Missing=*]		
Statistics [NW/ W]	[Valid=1144 /-] [Invalid=10049 /-] [Mean=2.413 /-] [StdDev=2.917 /-]		
Value	Label	Cases	Percentage
0		549	<div><div></div></div> 48.0%
1		27	<div><div></div></div> 2.4%
2		81	<div><div></div></div> 7.1%
3		123	<div><div></div></div> 10.8%
4		95	<div><div></div></div> 8.3%
5		74	<div><div></div></div> 6.5%
6		98	<div><div></div></div> 8.6%
7		22	<div><div></div></div> 1.9%
8		37	<div><div></div></div> 3.2%
9		6	<div><div></div></div> 0.5%
10		13	<div><div></div></div> 1.1%
11		3	<div><div></div></div> 0.3%
12		13	<div><div></div></div> 1.1%
13		1	<div><div></div></div> 0.1%
14		2	<div><div></div></div> 0.2%
Sysmiss		10049	
Warning: these figures indicate the number of cases found in the data file. They cannot be interpreted as summary statistics of the population of interest.			
# s8q46: 46.Last 7 days, would [NAME] have liked to work more hours than actually worked?			
Information	[Type= discrete] [Format=numeric] [Range= 1-8] [Missing=*]		
Statistics [NW/ W]	[Valid=7689 /-] [Invalid=3504 /-]		
Value	Label	Cases	Percentage
1	Yes, in the current job	969	<div><div></div></div> 12.6%
2	Yes, in taking an additional job	919	<div><div></div></div> 12.0%
3	Yes, in a different job with more hours	627	<div><div></div></div> 8.2%
4	No	4950	<div><div></div></div> 64.4%
8	Donâ€™t know	224	<div><div></div></div> 2.9%
Sysmiss		3504	
Warning: these figures indicate the number of cases found in the data file. They cannot be interpreted as summary statistics of the population of interest.			

# s8q77: 77. On your (main) job, are you paidâ€!. ?			
Information	[Type= discrete] [Format=numeric] [Range= 1-96] [Missing=*]		
Statistics [NW/ W]	[Valid=1399 /-] [Invalid=9794 /-]		
Value	Label	Cases	Percentage
1	a set rate	1058	<div><div></div></div> 75.6%
2	both a set rate and on the commission basis of sales	62	<div><div></div></div> 4.4%
3	commission on the basis of sales	174	<div><div></div></div> 12.4%
4	in kind only	8	<div><div></div></div> 0.6%
96	some other way, specify	97	<div><div></div></div> 6.9%
Sysmiss		9794	
Warning: these figures indicate the number of cases found in the data file. They cannot be interpreted as summary statistics of the population of interest.			
# s8q31a: 31a. What is the set rate you are paid?			
Information	[Type= continuous] [Format=numeric] [Range= 0-20000000] [Missing=*]		
Statistics [NW/ W]	[Valid=1120 /-] [Invalid=10073 /-] [Mean=272454.527 /-] [StdDev=790381.427 /-]		
# s8q31c: 31c. What is the periodicity of this?			
Information	[Type= discrete] [Format=numeric] [Range= 1-96] [Missing=*]		
Statistics [NW/ W]	[Valid=1120 /-] [Invalid=10073 /-]		
Value	Label	Cases	Percentage
1	Hour	11	<div><div></div></div> 1.0%
2	Day	403	<div><div></div></div> 36.0%
3	Week	61	<div><div></div></div> 5.4%
4	Month	631	<div><div></div></div> 56.3%
96	Other (specify)	14	<div><div></div></div> 1.2%
Sysmiss		10073	
Warning: these figures indicate the number of cases found in the data file. They cannot be interpreted as summary statistics of the population of interest.			
# s8q78: 78. In the last month, how much did you earn?			
Information	[Type= continuous] [Format=numeric] [Range= 0-3000000] [Missing=*]		
Statistics [NW/ W]	[Valid=278 /-] [Invalid=10915 /-] [Mean=254991.367 /-] [StdDev=373297.947 /-]		
# s8q31d1: 31d1. Who controls/decides on the use of payments from the main job? (1st)			
Information	[Type= discrete] [Format=numeric] [Range= 1-17] [Missing=*]		
Statistics [NW/ W]	[Valid=1393 /-] [Invalid=9800 /-] [Mean=2.359 /-] [StdDev=2.005 /-]		
Value	Label	Cases	Percentage
1		672	<div><div></div></div> 48.2%
2		278	<div><div></div></div> 20.0%
3		171	<div><div></div></div> 12.3%
4		98	<div><div></div></div> 7.0%
5		72	<div><div></div></div> 5.2%
6		31	<div><div></div></div> 2.2%
7		29	<div><div></div></div> 2.1%
8		18	<div><div></div></div> 1.3%
9		10	<div><div></div></div> 0.7%
10		5	<div><div></div></div> 0.4%
11		4	<div><div></div></div> 0.3%
12		1	<div><div></div></div> 0.1%

# s8q31d1: 31d1. Who controls/decides on the use of payments from the main job? (1st)			
Value	Label	Cases	Percentage
15		2	0.1%
17		2	0.1%
Sysmiss		9800	
Warning: these figures indicate the number of cases found in the data file. They cannot be interpreted as summary statistics of the population of interest.			
# s8q31d2: 31d2. Who controls/decides on the use of payments from the main job? (2nd)			
Information	[Type= discrete] [Format=numeric] [Range= 2-12] [Missing=*]		
Statistics [NW/ W]	[Valid=101 -/] [Invalid=11092 -/] [Mean=3.099 -/] [StdDev=1.937 -/]		
Value	Label	Cases	Percentage
2		63	<div><div></div></div> 62.4%
3		13	<div><div></div></div> 12.9%
4		6	<div><div></div></div> 5.9%
5		6	<div><div></div></div> 5.9%
6		8	<div><div></div></div> 7.9%
7		1	<div><div></div></div> 1.0%
8		2	<div><div></div></div> 2.0%
11		1	<div><div></div></div> 1.0%
12		1	<div><div></div></div> 1.0%
Sysmiss		11092	
Warning: these figures indicate the number of cases found in the data file. They cannot be interpreted as summary statistics of the population of interest.			
# s8q79: 79. On your (second) job, are you paid€?			
Information	[Type= discrete] [Format=numeric] [Range= 1-96] [Missing=*]		
Statistics [NW/ W]	[Valid=248 -/] [Invalid=10945 -/]		
Value	Label	Cases	Percentage
1	a set rate	155	<div><div></div></div> 62.5%
2	both a set rate and on the commission basis of sales	13	<div><div></div></div> 5.2%
3	commission on the basis of sales	16	<div><div></div></div> 6.5%
4	in kind only	4	<div><div></div></div> 1.6%
96	some other way, specify	60	<div><div></div></div> 24.2%
Sysmiss		10945	
Warning: these figures indicate the number of cases found in the data file. They cannot be interpreted as summary statistics of the population of interest.			
# s8q45b: 45b. How much was %roster%’s set pay rate? Value before taxes and other ded			
Information	[Type= continuous] [Format=numeric] [Range= 2000-700000] [Missing=*]		
Statistics [NW/ W]	[Valid=163 -/] [Invalid=11030 -/] [Mean=44975.46 -/] [StdDev=103023.862 -/]		
# s8q45c: 45c. What is the periodicity of this?			
Information	[Type= discrete] [Format=numeric] [Range= 1-5] [Missing=*]		
Statistics [NW/ W]	[Valid=168 -/] [Invalid=11025 -/]		
Value	Label	Cases	Percentage
1	Hour	6	<div><div></div></div> 3.6%
2	Day	115	<div><div></div></div> 68.5%
3	Week	13	<div><div></div></div> 7.7%
4	Month	27	<div><div></div></div> 16.1%
5	Other	7	<div><div></div></div> 4.2%

# s8q45c: 45c. What is the periodicity of this?			
Value	Label	Cases	Percentage
Sysmiss		11025	
Warning: these figures indicate the number of cases found in the data file. They cannot be interpreted as summary statistics of the population of interest.			
# s8q80: 80. In the last month, how much did you earn?			
Information	[Type= continuous] [Format=numeric] [Range= 0-540000] [Missing=*]		
Statistics [NW/ W]	[Valid=80 /-] [Invalid=11113 /-] [Mean=60737.5 /-] [StdDev=78388.435 /-]		
# s8q45d1: 45d1. Who controls/decides on the use of payments from the secondary job? (1st)			
Information	[Type= discrete] [Format=numeric] [Range= 1-11] [Missing=*]		
Statistics [NW/ W]	[Valid=248 /-] [Invalid=10945 /-] [Mean=1.944 /-] [StdDev=1.611 /-]		
Value	Label	Cases	Percentage
1		141	<div><div></div></div> 56.9%
2		58	<div><div></div></div> 23.4%
3		18	<div><div></div></div> 7.3%
4		11	<div><div></div></div> 4.4%
5		10	<div><div></div></div> 4.0%
6		3	<div><div></div></div> 1.2%
7		2	<div><div></div></div> 0.8%
8		2	<div><div></div></div> 0.8%
9		2	<div><div></div></div> 0.8%
11		1	<div><div></div></div> 0.4%
Sysmiss		10945	
Warning: these figures indicate the number of cases found in the data file. They cannot be interpreted as summary statistics of the population of interest.			
# s8q45d2: 45d2. Who controls/decides on the use of payments from the secondary job? (2nd)			
Information	[Type= discrete] [Format=numeric] [Range= 2-7] [Missing=*]		
Statistics [NW/ W]	[Valid=18 /-] [Invalid=11175 /-] [Mean=2.444 /-] [StdDev=1.247 /-]		
Value	Label	Cases	Percentage
2		15	<div><div></div></div> 83.3%
3		1	<div><div></div></div> 5.6%
4		1	<div><div></div></div> 5.6%
7		1	<div><div></div></div> 5.6%
Sysmiss		11175	
Warning: these figures indicate the number of cases found in the data file. They cannot be interpreted as summary statistics of the population of interest.			
# s8q100a: 100A. In the last four weeks, were you looking for a job?			
Information	[Type= discrete] [Format=numeric] [Range= 1-2] [Missing=*]		
Statistics [NW/ W]	[Valid=3504 /-] [Invalid=7689 /-]		
Value	Label	Cases	Percentage
1	Yes	148	<div><div></div></div> 4.2%
2	No	3356	<div><div></div></div> 95.8%
Sysmiss		7689	
Warning: these figures indicate the number of cases found in the data file. They cannot be interpreted as summary statistics of the population of interest.			
# s8q100b: 100B. In the last four weeks, were you trying to start a business?			
Information	[Type= discrete] [Format=numeric] [Range= 1-2] [Missing=*]		
Statistics [NW/ W]	[Valid=148 /-] [Invalid=11045 /-]		

# s8q100b: 100B. In the last four weeks, were you trying to start a business?			
Value	Label	Cases	Percentage
1	Yes	11	<div><div></div></div> 7.4%
2	No	137	<div><div></div></div> 92.6%
Sysmiss		11045	
Warning: these figures indicate the number of cases found in the data file. They cannot be interpreted as summary statistics of the population of interest.			
# s8q100c: 100C. What did %rostartitle% do to look for work?			
Information	[Type= discrete] [Format=numeric] [Range= 1-96] [Missing=*]		
Statistics [NW/ W]	[Valid=11 /-] [Invalid=11182 /-]		
Value	Label	Cases	Percentage
1	Registered with a recruitment agency (either public, private	1	<div><div></div></div> 9.1%
2	Replied to advertisements in newspapers, posters or internet	2	<div><div></div></div> 18.2%
3	Inquiring from persons with public or private sector job con	8	<div><div></div></div> 72.7%
96	Other	0	
Sysmiss		11182	
Warning: these figures indicate the number of cases found in the data file. They cannot be interpreted as summary statistics of the population of interest.			
# h8q101b_oneDigit: Main Category- ISCO code			
Information	[Type= discrete] [Format=numeric] [Range= 0-9] [Missing=*]		
Statistics [NW/ W]	[Valid=9 /-] [Invalid=11184 /-]		
Value	Label	Cases	Percentage
0	Armed forces occupations	0	
1	Managers	1	<div><div></div></div> 11.1%
2	Professionals	1	<div><div></div></div> 11.1%
3	Technicians and associate professionals	1	<div><div></div></div> 11.1%
4	Clerical support workers	0	
5	Service and sales workers	2	<div><div></div></div> 22.2%
6	Skilled agricultural, forestry and fishery workers	1	<div><div></div></div> 11.1%
7	Craft and related trades workers	0	
8	Plant and machine operators and assemblers	1	<div><div></div></div> 11.1%
9	Elementary occupations	2	<div><div></div></div> 22.2%
Sysmiss		11184	
Warning: these figures indicate the number of cases found in the data file. They cannot be interpreted as summary statistics of the population of interest.			
# h8q101b_twoDigit: SubCategory Level1 - ISCO code			
Information	[Type= discrete] [Format=numeric] [Range= 11-993] [Missing=*]		
Statistics [NW/ W]	[Valid=9 /-] [Invalid=11184 /-]		
Value	Label	Cases	Percentage
11	Chief executives, senior officials and legislators	0	
12	Administrative and commercial managers	1	<div><div></div></div> 11.1%
13	Production and specialized services managers	0	
14	Hospitality, retail and other services managers	0	
21	Science and engineering professionals	0	
22	Health professionals	0	
23	Teaching professionals	0	
24	Business and administration professionals	1	<div><div></div></div> 11.1%
25	Information and communications technology professionals	0	

# h8q101b_twoDigit: SubCategory Level1 - ISCO code			
Value	Label	Cases	Percentage
26	Legal, social and cultural professionals	0	
31	Science and engineering associate professionals	0	
32	Health associate professionals	1	11.1%
33	Business and administration associate professionals	0	
34	Legal, social, cultural and related associate professionals	0	
35	Information and communications technicians	0	
41	General and keyboard clerks	0	
42	Customer services clerks	0	
43	Numerical and material recording clerks	0	
44	Other clerical support workers	0	
51	Personal service workers	2	22.2%
52	Sales workers	0	
53	Personal care workers	0	
54	Protective services workers	0	
61	Market-oriented skilled agricultural workers	1	11.1%
62	Market-oriented skilled forestry, fishery and hunting worker	0	
63	Subsistence farmers, fishers, hunters and gatherers	0	
71	Building and related trades workers, excluding electricians	0	
72	Metal, machinery and related trades workers	0	
73	Handicraft and printing workers	0	
74	Electrical and electronic trades workers	0	
75	Food processing, wood working, garment and other craft and r	0	
81	Stationary plant and machine operators	0	
82	Assemblers	1	11.1%
83	Drivers and mobile plant operators	0	
91	Cleaners and helpers	1	11.1%
92	Agricultural, forestry and fishery labourers	0	
93	Labourers in mining, construction, manufacturing and transpo	0	
94	Food preparation assistants	1	11.1%
95	Street and related sales and service workers	0	
96	Refuse workers and other elementary workers	0	
991	Commissioned armed forces officers	0	
992	Non-commissioned armed forces officers	0	
993	Armed forces occupations, other ranks	0	
Sysmiss		11184	
Warning: these figures indicate the number of cases found in the data file. They cannot be interpreted as summary statistics of the population of interest.			
# h8q101b_threeDigit: SubCategory Level2 - ISCO code			
Information	[Type= discrete] [Format=numeric] [Range= 111-9931] [Missing=*]		
Statistics [NW/ W]	[Valid=9 /-] [Invalid=11184 /-]		
Value	Label	Cases	Percentage
111	Legislators and senior officials	0	
112	Managing directors and chief executives	0	
121	Business services and administration managers	1	11.1%
122	Sales, marketing and development managers	0	

h8q101b_threeDigit: SubCategory Level2 - ISCO code

Value	Label	Cases	Percentage
131	Production managers in agriculture, forestry and fisheries	0	
132	Manufacturing, mining, construction, and distribution manage	0	
133	Information and communications technology service managers	0	
134	Professional services managers	0	
141	Hotel and restaurant managers	0	
142	Retail and wholesale trade managers	0	
143	Other services managers	0	
211	Physical and earth science professionals	0	
212	Mathematicians, actuaries and statisticians	0	
213	Life science professionals	0	
214	Engineering professionals (excluding electrotechnology)	0	
215	Electrotechnology engineers	0	
216	Architects, planners, surveyors and designers	0	
221	Medical doctors	0	
222	Nursing and midwifery professionals	0	
223	Traditional and complementary medicine professionals	0	
224	Paramedical practitioners	0	
225	Veterinarians	0	
226	Other health professionals	0	
231	University and higher education teachers	0	
232	Vocational education teachers	0	
233	Secondary education teachers	0	
234	Primary school and early childhood teachers	0	
235	Other teaching professionals	0	
241	Finance professionals	1	11.1%
242	Administration professionals	0	
243	Sales, marketing and public relations professionals	0	
251	Software and applications developers and analysts	0	
252	Database and network professionals	0	
261	Legal professionals	0	
262	Librarians, archivists and curators	0	
263	Social and religious professionals	0	
264	Authors, journalists and linguists	0	
265	Creative and performing artists	0	
311	Physical and engineering science technicians	0	
312	Mining, manufacturing and construction supervisors	0	
313	Process control technicians	0	
314	Life science technicians and related associate professionals	0	
315	Ship and aircraft controllers and technicians	0	
321	Medical and pharmaceutical technicians	0	
322	Nursing and midwifery associate professionals	0	
323	Traditional and complementary medicine associate professiona	0	
324	Veterinary technicians and assistants	0	
325	Other health associate professionals	1	11.1%
331	Financial and mathematical associate professionals	0	

# h8q101b_threeDigit: SubCategory Level2 - ISCO code			
Value	Label	Cases	Percentage
332	Sales and purchasing agents and brokers	0	
333	Business services agents	0	
334	Administrative and specialized secretaries	0	
335	Regulatory government associate professionals	0	
341	Legal, social and religious associate professionals	0	
342	Sports and fitness workers	0	
343	Artistic, cultural and culinary associate professionals	0	
351	Information and communications technology operations and use	0	
352	Telecommunications and broadcasting technicians	0	
411	General office clerks	0	
412	Secretaries (general)	0	
413	Keyboard operators	0	
421	Tellers, money collectors and related clerks	0	
422	Client information workers	0	
431	Numerical clerks	0	
432	Material-recording and transport clerks	0	
441	Other clerical support workers	0	
511	Travel attendants, conductors and guides	0	
512	Cooks	0	
513	Waiters and bartenders	0	
514	Hairdressers, beauticians and related workers	2	22.2%
515	Building and housekeeping supervisors	0	
516	Other personal services workers	0	
521	Street and market salespersons	0	
522	Shop salespersons	0	
523	Cashiers and ticket clerks	0	
524	Other sales workers	0	
531	Child care workers and teachers' aides	0	
532	Personal care workers in health services	0	
541	Protective services workers	0	
611	Market gardeners and crop growers	1	11.1%
612	Animal producers	0	
613	Mixed crop and animal producers	0	
621	Forestry and related workers	0	
622	Fishery workers, hunters and trappers	0	
631	Subsistence crop farmers	0	
632	Subsistence livestock farmers	0	
633	Subsistence mixed crop and livestock farmers	0	
634	Subsistence fishers, hunters, trappers and gatherers	0	
711	Building frame and related trades workers	0	
712	Building finishers and related trades workers	0	
713	Painters, building structure cleaners and related trades wor	0	
721	Sheet and structural metal workers, moulders and welders, an	0	
722	Blacksmiths, toolmakers and related trades workers	0	
723	Machinery mechanics and repairers	0	

# h8q101b_threeDigit: SubCategory Level2 - ISCO code			
Value	Label	Cases	Percentage
731	Handicraft workers	0	
732	Printing trades workers	0	
741	Electrical equipment installers and repairers	0	
742	Electronics and telecommunications installers and repairers	0	
751	Food processing and related trades workers	0	
752	Wood treaters, cabinet-makers and related trades workers	0	
753	Garment and related trades workers	0	
754	Other craft and related workers	0	
811	Mining and mineral processing plant operators	0	
812	Metal processing and finishing plant operators	0	
813	Chemical and photographic products plant and machine operators	0	
814	Rubber, plastic and paper products machine operators	0	
815	Textile, fur and leather products machine operators	0	
816	Food and related products machine operators	0	
817	Wood processing and papermaking plant operators	0	
818	Other stationary plant and machine operators	0	
821	Assemblers	1	11.1%
831	Locomotive engine drivers and related workers	0	
833	Heavy truck and bus drivers	0	
834	Mobile plant operators	0	
835	Ships' deck crews and related workers	0	
911	Domestic, hotel and office cleaners and helpers	1	11.1%
912	Vehicle, window, laundry and other hand cleaning workers	0	
921	Agricultural, forestry and fishery labourers	0	
931	Mining and construction labourers	0	
932	Manufacturing labourers	0	
933	Transport and storage labourers	0	
941	Food preparation assistants	1	11.1%
951	Street and related service workers	0	
952	Street vendors (excluding food)	0	
961	Refuse workers	0	
962	Other elementary workers	0	
9911	Commissioned armed forces officers	0	
9921	Non-commissioned armed forces officers	0	
9931	Armed forces occupations, other ranks	0	
Sysmiss		11184	
Warning: these figures indicate the number of cases found in the data file. They cannot be interpreted as summary statistics of the population of interest.			
# h8q101b_fourDigit: SubCategory Level3 - ISCO code			
Information	[Type= discrete] [Format=numeric] [Range= 832-99310] [Missing=*]		
Statistics [NW/ W]	[Valid=9 /-] [Invalid=11184 /-]		
Value	Label	Cases	Percentage
832	Car, van and motorcycle drivers	0	
1111	Legislators	0	
1112	Senior government officials	0	

h8q101b_fourDigit: SubCategory Level3 - ISCO code

Value	Label	Cases	Percentage
1113	Traditional chiefs and heads of village	0	
1114	Senior officials of special-interest organizations	0	
1120	Managing directors and chief executives	0	
1211	Finance managers	0	
1212	Human resource managers	0	
1213	Policy and planning managers	0	
1219	Business services and administration managers not elsewhere	1	11.1%
1221	Sales and marketing managers	0	
1222	Advertising and public relations managers	0	
1223	Research and development managers	0	
1311	Agricultural and forestry production managers	0	
1312	Aquaculture and fisheries production managers	0	
1321	Manufacturing managers	0	
1322	Mining managers	0	
1323	Construction managers	0	
1324	Supply, distribution and related managers	0	
1330	Information and communications technology service managers	0	
1341	Child care services managers	0	
1342	Health services managers	0	
1343	Aged care services managers	0	
1344	Social welfare managers	0	
1345	Education managers	0	
1346	Financial and insurance services branch managers	0	
1349	Professional services managers not elsewhere classified	0	
1411	Hotel managers	0	
1412	Restaurant managers	0	
1420	Retail and wholesale trade managers	0	
1431	Sports, recreation and cultural centre managers	0	
1439	Services managers not elsewhere classified	0	
2111	Physicists and astronomers	0	
2112	Meteorologists	0	
2113	Chemists	0	
2114	Geologists and geophysicists	0	
2120	Mathematicians, actuaries and statisticians	0	
2131	Biologists, botanists, zoologists and related professionals	0	
2132	Farming, forestry and fisheries advisers	0	
2133	Environmental protection professionals	0	
2141	Industrial and production engineers	0	
2142	Civil engineers	0	
2143	Environmental engineers	0	
2144	Mechanical engineers	0	
2145	Chemical engineers	0	
2146	Mining engineers, metallurgists and related professionals	0	
2149	Engineering professionals not elsewhere classified	0	
2151	Electrical engineers	0	

h8q101b_fourDigit: SubCategory Level3 - ISCO code

Value	Label	Cases	Percentage
2152	Electronics engineers	0	
2153	Telecommunications engineers	0	
2161	Building architects	0	
2162	Landscape architects	0	
2163	Product and garment designers	0	
2164	Town and traffic planners	0	
2165	Cartographers and surveyors	0	
2166	Graphic and multimedia designers	0	
2211	Generalist medical practitioners	0	
2212	Specialist medical practitioners	0	
2221	Nursing professionals	0	
2222	Midwifery professionals	0	
2230	Traditional and complementary medicine professionals	0	
2240	Paramedical practitioners	0	
2250	Veterinarians	0	
2261	Dentists	0	
2262	Pharmacists	0	
2263	Environmental and occupational health and hygiene profession	0	
2264	Physiotherapists	0	
2265	Dieticians and nutritionists	0	
2266	Audiologists and speech therapists	0	
2267	Optometrists and ophthalmic opticians	0	
2269	Health professionals not elsewhere classified	0	
2310	University and higher education teachers	0	
2320	Vocational education teachers	0	
2330	Secondary education teachers	0	
2341	Primary school teachers	0	
2342	Early childhood educators	0	
2351	Education methods specialists	0	
2352	Special needs teachers	0	
2353	Other language teachers	0	
2354	Other music teachers	0	
2355	Other arts teachers	0	
2356	Information technology trainers	0	
2359	Teaching professionals not elsewhere classified	0	
2411	Accountants	1	11.1%
2412	Financial and investment advisers	0	
2413	Financial analysts	0	
2421	Management and organization analysts	0	
2422	Policy administration professionals	0	
2423	Personnel and careers professionals	0	
2424	Training and staff development professionals	0	
2431	Advertising and marketing professionals	0	
2432	Public relations professionals	0	
2433	Technical and medical sales professionals (excluding ICT)	0	

h8q101b_fourDigit: SubCategory Level3 - ISCO code

Value	Label	Cases	Percentage
2434	Information and communications technology sales professional	0	
2511	Systems analysts	0	
2512	Software developers	0	
2513	Web and multimedia developers	0	
2514	Applications programmers	0	
2519	Software and applications developers and analysts not elsewh	0	
2521	Database designers and administrators	0	
2522	Systems administrators	0	
2523	Computer network professionals	0	
2529	Database and network professionals not elsewhere classified	0	
2611	Lawyers	0	
2612	Judges	0	
2619	Legal professionals not elsewhere classified	0	
2621	Archivists and curators	0	
2622	Librarians and related information professionals	0	
2631	Economists	0	
2632	Sociologists, anthropologists and related professionals	0	
2633	Philosophers, historians and political scientists	0	
2634	Psychologists	0	
2635	Social work and counselling professionals	0	
2636	Religious professionals	0	
2641	Authors and related writers	0	
2642	Journalists	0	
2643	Translators, interpreters and other linguists	0	
2651	Visual artists	0	
2652	Musicians, singers and composers	0	
2653	Dancers and choreographers	0	
2654	Film, stage and related directors and producers	0	
2655	Actors	0	
2656	Announcers on radio, television and other media	0	
2659	Creative and performing artists not elsewhere classified	0	
3111	Chemical and physical science technicians	0	
3112	Civil engineering technicians	0	
3113	Electrical engineering technicians	0	
3114	Electronics engineering technicians	0	
3115	Mechanical engineering technicians	0	
3116	Chemical engineering technicians	0	
3117	Mining and metallurgical technicians	0	
3118	Draughtspersons	0	
3119	Physical and engineering science technicians not elsewhere c	0	
3121	Mining supervisors	0	
3122	Manufacturing supervisors	0	
3123	Construction supervisors	0	
3131	Power production plant operators	0	
3132	Incinerator and water treatment plant operators	0	

h8q101b_fourDigit: SubCategory Level3 - ISCO code

Value	Label	Cases	Percentage
3133	Chemical processing plant controllers	0	
3134	Petroleum and natural gas refining plant operators	0	
3135	Metal production process controllers	0	
3139	Process control technicians not elsewhere classified	0	
3141	Life science technicians (excluding medical)	0	
3142	Agricultural technicians	0	
3143	Forestry technicians	0	
3151	Ships' engineers	0	
3152	Ships' deck officers and pilots	0	
3153	Aircraft pilots and related associate professionals	0	
3154	Air traffic controllers	0	
3155	Air traffic safety electronics technicians	0	
3211	Medical imaging and therapeutic equipment technicians	0	
3212	Medical and pathology laboratory technicians	0	
3213	Pharmaceutical technicians and assistants	0	
3214	Medical and dental prosthetic technicians	0	
3221	Nursing associate professionals	0	
3222	Midwifery associate professionals	0	
3230	Traditional and complementary medicine associate professiona	0	
3240	Veterinary technicians and assistants	0	
3251	Dental assistants and therapists	0	
3252	Medical records and health information technicians	0	
3253	Community health workers	0	
3254	Dispensing opticians	0	
3255	Physiotherapy technicians and assistants	1	11.1%
3256	Medical assistants	0	
3257	Environmental and occupational health inspectors and associa	0	
3258	Ambulance workers	0	
3259	Health associate professionals not elsewhere classified	0	
3311	Securities and finance dealers and brokers	0	
3312	Credit and loans officers	0	
3313	Accounting associate professionals	0	
3314	Statistical, mathematical and related associate professional	0	
3315	Valuers and loss assessors	0	
3321	Insurance representatives	0	
3322	Commercial sales representatives	0	
3323	Buyers	0	
3324	Trade brokers	0	
3331	Clearing and forwarding agents	0	
3332	Conference and event planners	0	
3333	Employment agents and contractors	0	
3334	Real estate agents and property managers	0	
3339	Business services agents not elsewhere classified	0	
3341	Office supervisors	0	
3342	Legal secretaries	0	

h8q101b_fourDigit: SubCategory Level3 - ISCO code

Value	Label	Cases	Percentage
3343	Administrative and executive secretaries	0	
3344	Medical secretaries	0	
3351	Customs and border inspectors	0	
3352	Government tax and excise officials	0	
3353	Government social benefits officials	0	
3354	Government licensing officials	0	
3355	Police inspectors and detectives	0	
3359	Regulatory government associate professionals not elsewhere	0	
3411	Legal and related associate professionals	0	
3412	Social work associate professionals	0	
3413	Religious associate professionals	0	
3421	Athletes and sports players	0	
3422	Sports coaches, instructors and officials	0	
3423	Fitness and recreation instructors and program leaders	0	
3431	Photographers	0	
3432	Interior designers and decorators	0	
3433	Gallery, museum and library technicians	0	
3434	Chefs	0	
3435	Other artistic and cultural associate professionals	0	
3511	Information and communications technology operations technic	0	
3512	Information and communications technology user support techn	0	
3513	Computer network and systems technicians	0	
3514	Web technicians	0	
3521	Broadcasting and audio-visual technicians	0	
3522	Telecommunications engineering technicians	0	
4110	General office clerks	0	
4120	Secretaries (general)	0	
4131	Typists and word processing operators	0	
4132	Data entry clerks	0	
4211	Bank tellers and related clerks	0	
4212	Bookmakers, croupiers and related gaming workers	0	
4213	Pawnbrokers and money-lenders	0	
4214	Debt-collectors and related workers	0	
4221	Travel consultants and clerks	0	
4222	Contact centre information clerks	0	
4223	Telephone switchboard operators	0	
4224	Hotel receptionists	0	
4225	Enquiry clerks	0	
4226	Receptionists (general)	0	
4227	Survey and market research interviewers	0	
4229	Client information workers not elsewhere classified	0	
4311	Accounting and bookkeeping clerks	0	
4312	Statistical, finance and insurance clerks	0	
4313	Payroll clerks	0	
4321	Stock clerks	0	

# h8q101b_fourDigit: SubCategory Level3 - ISCO code			
Value	Label	Cases	Percentage
4322	Production clerks	0	
4323	Transport clerks	0	
4411	Library clerks	0	
4412	Mail carriers and sorting clerks	0	
4413	Coding, proof-reading and related clerks	0	
4414	Scribes and related workers	0	
4415	Filing and copying clerks	0	
4416	Personnel clerks	0	
4419	Clerical support workers not elsewhere classified	0	
5111	Travel attendants and travel stewards	0	
5112	Transport conductors	0	
5113	Travel guides	0	
5120	Cooks	0	
5131	Waiters	0	
5132	Bartenders	0	
5141	Hairdressers	2	22.2%
5142	Beauticians and related workers	0	
5151	Cleaning and housekeeping supervisors in offices, hotels and	0	
5152	Domestic housekeepers	0	
5153	Building caretakers	0	
5161	Astrologers, fortune-tellers and related workers	0	
5162	Companions and valets	0	
5163	Undertakers and embalmers	0	
5164	Pet groomers and animal care workers	0	
5165	Driving instructors	0	
5169	Personal services workers not elsewhere classified	0	
5211	Stall and market salespersons	0	
5212	Street food salespersons	0	
5221	Shop keepers	0	
5222	Shop supervisors	0	
5223	Shop sales assistants	0	
5230	Cashiers and ticket clerks	0	
5241	Fashion and other models	0	
5242	Sales demonstrators	0	
5243	Door to door salespersons	0	
5244	Contact centre salespersons	0	
5245	Service station attendants	0	
5246	Food service counter attendants	0	
5249	Sales workers not elsewhere classified	0	
5311	Child care workers	0	
5312	Teachers' aides	0	
5321	Health care assistants	0	
5322	Home-based personal care workers	0	
5329	Personal care workers in health services not elsewhere class	0	
5411	Fire-fighters	0	

h8q101b_fourDigit: SubCategory Level3 - ISCO code

Value	Label	Cases	Percentage
5412	Police officers	0	
5413	Prison guards	0	
5414	Security guards	0	
5419	Protective services workers not elsewhere classified	0	
6111	Field crop and vegetable growers	1	11.1%
6112	Tree and shrub crop growers	0	
6113	Gardeners, horticultural and nursery growers	0	
6114	Mixed crop growers	0	
6121	Livestock and dairy producers	0	
6122	Poultry producers	0	
6123	Apiarists and sericulturists	0	
6129	Animal producers not elsewhere classified	0	
6130	Mixed crop and animal producers	0	
6210	Forestry and related workers	0	
6221	Aquaculture workers	0	
6222	Inland and coastal waters fishery workers	0	
6223	Deep-sea fishery workers	0	
6224	Hunters and trappers	0	
6310	Subsistence crop farmers	0	
6320	Subsistence livestock farmers	0	
6330	Subsistence mixed crop and livestock farmers	0	
6340	Subsistence fishers, hunters, trappers and gatherers	0	
7111	House builders	0	
7112	Bricklayers and related workers	0	
7113	Stonemasons, stone cutters, splitters and carvers	0	
7114	Concrete placers, concrete finishers and related workers	0	
7115	Carpenters and joiners	0	
7119	Building frame and related trades workers not elsewhere clas	0	
7121	Roofers	0	
7122	Floor layers and tile setters	0	
7123	Plasterers	0	
7124	Insulation workers	0	
7125	Glaziers	0	
7126	Plumbers and pipe fitters	0	
7127	Air conditioning and refrigeration mechanics	0	
7131	Painters and related workers	0	
7132	Spray painters and varnishers	0	
7133	Building structure cleaners	0	
7211	Metal moulders and coremakers	0	
7212	Welders and flamecutters	0	
7213	Sheet-metal workers	0	
7214	Structural-metal preparers and erectors	0	
7215	Riggers and cable splicers	0	
7221	Blacksmiths, hammersmiths and forging press workers	0	
7222	Toolmakers and related workers	0	

h8q101b_fourDigit: SubCategory Level3 - ISCO code

Value	Label	Cases	Percentage
7223	Metal working machine tool setters and operators	0	
7224	Metal polishers, wheel grinders and tool sharpeners	0	
7231	Motor vehicle mechanics and repairers	0	
7232	Aircraft engine mechanics and repairers	0	
7233	Agricultural and industrial machinery mechanics and repairer	0	
7234	Bicycle and related repairers	0	
7311	Precision-instrument makers and repairers	0	
7312	Musical instrument makers and tuners	0	
7313	Jewellery and precious-metal workers	0	
7314	Potters and related workers	0	
7315	Glass makers, cutters, grinders and finishers	0	
7316	Sign writers, decorative painters, engravers and etchers	0	
7317	Handicraft workers in wood, basketry and related materials	0	
7318	Handicraft workers in textile, leather and related materials	0	
7319	Handicraft workers not elsewhere classified	0	
7321	Pre-press technicians	0	
7322	Printers	0	
7323	Print finishing and binding workers	0	
7411	Building and related electricians	0	
7412	Electrical mechanics and fitters	0	
7413	Electrical line installers and repairers	0	
7421	Electronics mechanics and servicers	0	
7422	Information and communications technology installers and ser	0	
7511	Butchers, fishmongers and related food preparers	0	
7512	Bakers, pastry-cooks and confectionery makers	0	
7513	Dairy-products makers	0	
7514	Fruit, vegetable and related preservers	0	
7515	Food and beverage tasters and graders	0	
7516	Tobacco preparers and tobacco products makers	0	
7521	Wood treaters	0	
7522	Cabinet-makers and related workers	0	
7523	Woodworking-machine tool setters and operators	0	
7531	Tailors, dressmakers, furriers and hatters	0	
7532	Garment and related pattern-makers and cutters	0	
7533	Sewing, embroidery and related workers	0	
7534	Upholsterers and related workers	0	
7535	Pelt dressers, tanners and fellmongers	0	
7536	Shoemakers and related workers	0	
7541	Underwater divers	0	
7542	Shotfirers and blasters	0	
7543	Product graders and testers (excluding foods and beverages)	0	
7544	Fumigators and other pest and weed controllers	0	
7549	Craft and related workers not elsewhere classified	0	
8111	Miners and quarriers	0	
8112	Mineral and stone processing plant operators	0	

h8q101b_fourDigit: SubCategory Level3 - ISCO code

Value	Label	Cases	Percentage
8113	Well drillers and borers and related workers	0	
8114	Cement, stone and other mineral products machine operators	0	
8121	Metal processing plant operators	0	
8122	Metal finishing, plating and coating machine operators	0	
8131	Chemical products plant and machine operators	0	
8132	Photographic products machine operators	0	
8141	Rubber products machine operators	0	
8142	Plastic products machine operators	0	
8143	Paper products machine operators	0	
8151	Fibre preparing, spinning and winding machine operators	0	
8152	Weaving and knitting machine operators	0	
8153	Sewing machine operators	0	
8154	Bleaching, dyeing and fabric cleaning machine operators	0	
8155	Fur and leather preparing machine operators	0	
8156	Shoemaking and related machine operators	0	
8157	Laundry machine operators	0	
8159	Textile, fur and leather products machine operators not else	0	
8160	Food and related products machine operators	0	
8171	Pulp and papermaking plant operators	0	
8172	Wood processing plant operators	0	
8181	Glass and ceramics plant operators	0	
8182	Steam engine and boiler operators	0	
8183	Packing, bottling and labelling machine operators	0	
8189	Stationary plant and machine operators not elsewhere classif	0	
8211	Mechanical machinery assemblers	1	11.1%
8212	Electrical and electronic equipment assemblers	0	
8219	Assemblers not elsewhere classified	0	
8311	Locomotive engine drivers	0	
8312	Railway brake, signal and switch operators	0	
8321	Motorcycle drivers	0	
8322	Car, taxi and van drivers	0	
8331	Bus and tram drivers	0	
8332	Heavy truck and lorry drivers	0	
8341	Mobile farm and forestry plant operators	0	
8342	Earthmoving and related plant operators	0	
8343	Crane, hoist and related plant operators	0	
8344	Lifting truck operators	0	
8350	Ships' deck crews and related workers	0	
9111	Domestic cleaners and helpers	1	11.1%
9112	Cleaners and helpers in offices, hotels and other establishm	0	
9121	Hand launderers and pressers	0	
9122	Vehicle cleaners	0	
9123	Window cleaners	0	
9129	Other cleaning workers	0	
9211	Crop farm labourers	0	

# h8q101b_fourDigit: SubCategory Level3 - ISCO code			
Value	Label	Cases	Percentage
9212	Livestock farm labourers	0	
9213	Mixed crop and livestock farm labourers	0	
9214	Garden and horticultural labourers	0	
9215	Forestry labourers	0	
9216	Fishery and aquaculture labourers	0	
9311	Mining and quarrying labourers	0	
9312	Civil engineering labourers	0	
9313	Building construction labourers	0	
9321	Hand packers	0	
9329	Manufacturing labourers not elsewhere classified	0	
9331	Hand and pedal vehicle drivers	0	
9332	Drivers of animal-drawn vehicles and machinery	0	
9333	Freight handlers	0	
9334	Shelf fillers	0	
9411	Fast food preparers	0	
9412	Kitchen helpers	1	<div></div> 11.1%
9510	Street and related service workers	0	
9520	Street vendors (excluding food)	0	
9611	Garbage and recycling collectors	0	
9612	Refuse sorters	0	
9613	Sweepers and related labourers	0	
9621	Messengers, package deliverers and luggage porters	0	
9622	Odd job persons	0	
9623	Meter readers and vending-machine collectors	0	
9624	Water and firewood collectors	0	
9629	Elementary workers not elsewhere classified	0	
99110	Commissioned armed forces officers	0	
99210	Non-commissioned armed forces officers	0	
99310	Armed forces occupations, other ranks	0	
Sysmiss		11184	
Warning: these figures indicate the number of cases found in the data file. They cannot be interpreted as summary statistics of the population of interest.			
# s8q101a: 101A. If Yes, which occupations are you targeting? DESCRIBE THE INDUSTRY E.G. re			
Information	[Type= discrete] [Format=character] [Missing=*]		
Statistics [NW/ W]	[Valid=4 /-] [Invalid=0 /-]		
Value	Label	Cases	Percentage
Burser		1	<div></div> 25.0%
Elementary domestic worker		1	<div></div> 25.0%
Ladies Saloon		1	<div></div> 25.0%
MEDICAL PHYSIOTHERAPIST		1	<div></div> 25.0%
Warning: these figures indicate the number of cases found in the data file. They cannot be interpreted as summary statistics of the population of interest.			
# s8q101d: 100d. What was the main reason why you did not seek work or try to start a busin			
Information	[Type= discrete] [Format=numeric] [Range= 10-96] [Missing=*]		
Statistics [NW/ W]	[Valid=3503 /-] [Invalid=7690 /-]		

s8q101d: 100d. What was the main reason why you did not seek work or try to start a busin

Value	Label	Cases	Percentage
10	Was waiting for results of a vacancy competition or an inter	47	1.3%
11	Awaiting the season for work	229	6.5%
12	Attended school or training courses	1893	54.0%
13	Family responsibilities or housework	660	18.8%
14	Pregnancy	11	0.3%
15	Illness, injury or disability	248	7.1%
16	Does not know how and where to look for work	8	0.2%
17	Unable to find work for his/her skills	16	0.5%
18	Had looked for job(s) before but had not found any	54	1.5%
19	Too young or too old to find a job	227	6.5%
20	No jobs available in the area/district	18	0.5%
96	Other(specify)	92	2.6%
Sysmiss		7690	

Warning: these figures indicate the number of cases found in the data file. They cannot be interpreted as summary statistics of the population of interest.

File : GSEC9

hhid: Unique household identifier in 2019/20

Information	[Type= discrete] [Format=character] [Missing=*]
Statistics [NW/ W]	[Valid=3078 /-] [Invalid=0 /-]

h9q01: 1. What type of dwelling is it?

Information	[Type= discrete] [Format=numeric] [Range= 10-96] [Missing=*]
Statistics [NW/ W]	[Valid=3078 /-] [Invalid=0 /-]

Value	Label	Cases	Percentage
10	Detached house	2100	68.2%
11	Semi-detached house	133	4.3%
12	Flat in a block of flats	4	0.1%
13	Room or rooms of a main house	14	0.5%
14	Servant quarters	8	0.3%
15	Tenant (Muzigo)	332	10.8%
16	Hut	485	15.8%
17	Garage	0	
18	Go down / Basement	0	
19	Store	0	
96	Other (specify)	2	0.1%

Warning: these figures indicate the number of cases found in the data file. They cannot be interpreted as summary statistics of the population of interest.

h9q02: 2. What is its tenure status?

Information	[Type= discrete] [Format=numeric] [Range= 10-96] [Missing=*]
Statistics [NW/ W]	[Valid=3078 /-] [Invalid=0 /-]

Value	Label	Cases	Percentage
10	Owner occupied	2571	83.5%
11	Free public	30	1.0%
12	Free private	173	5.6%
13	Subsidized public	0	
14	Subsidized private	3	0.1%
15	Rented public	47	1.5%
16	Rented private	254	8.3%
96	Other (specify)	0	

Warning: these figures indicate the number of cases found in the data file. They cannot be interpreted as summary statistics of the population of interest.

h9q24a: 24a. What is the parcel area of this property? UNIT

Information	[Type= discrete] [Format=numeric] [Range= 1-96] [Missing=*]
Statistics [NW/ W]	[Valid=2568 /-] [Invalid=510 /-]

Value	Label	Cases	Percentage
1	Square Metres	825	32.1%
2	Hectares	6	0.2%
3	Acres	695	27.1%
4	Square feet	1042	40.6%
96	Other (specify)	0	
Sysmiss		510	

Warning: these figures indicate the number of cases found in the data file. They cannot be interpreted as summary statistics of the population of interest.

File : GSEC9

h9q24b: 24b. What is the parcel area of this property?

Information	[Type= continuous] [Format=numeric] [Range= 0-100000] [Missing=*]
Statistics [NW/ W]	[Valid=2567 /-] [Invalid=511 /-] [Mean=1676.636 /-] [StdDev=4664.781 /-]

h9q26: 26. How did your hh acquire this property/parcel?

Information	[Type= discrete] [Format=numeric] [Range= 1-5] [Missing=*]
Statistics [NW/ W]	[Valid=2568 /-] [Invalid=510 /-]

Value	Label	Cases	Percentage
1	Purchased	990	38.6%
2	Inherited	1382	53.8%
3	Gift/Donation	196	7.6%
4	Provided by employer	0	
5	Rented	0	
Sysmiss		510	

Warning: these figures indicate the number of cases found in the data file. They cannot be interpreted as summary statistics of the population of interest.

h9q25: 25. In what year did your hh first acquire this property?

Information	[Type= continuous] [Format=numeric] [Range= 15-2000000] [Missing=*]
Statistics [NW/ W]	[Valid=2560 /-] [Invalid=518 /-] [Mean=2895.34 /-] [StdDev=39498.564 /-]

h9q27: 27. Ownership rights/tenure type your hh has to the parcel of this property

Information	[Type= discrete] [Format=numeric] [Range= 1-96] [Missing=*]
Statistics [NW/ W]	[Valid=2567 /-] [Invalid=511 /-]

Value	Label	Cases	Percentage
1	Customary	1450	56.5%
2	Freehold	877	34.2%
3	Leasehold	55	2.1%
4	Mailo	164	6.4%
5	Permit	11	0.4%
96	Other (specify)	10	0.4%
Sysmiss		511	

Warning: these figures indicate the number of cases found in the data file. They cannot be interpreted as summary statistics of the population of interest.

h9q28: 28. Does your hh have a formal ownership document for this property?













Information	[Type= discrete] [Format=numeric] [Range= 1-96] [Missing=*]
Statistics [NW/ W]	[Valid=2568 /-] [Invalid=510 /-]

Value	Label	Cases	Percentage
1	Yes, Title Deed	99	3.9%
2	Yes, Certificate	79	3.1%
3	No	2294	89.3%
96	Yes, Other (specify)	96	3.7%
Sysmiss		510	

Warning: these figures indicate the number of cases found in the data file. They cannot be interpreted as summary statistics of the population of interest.

h9q29: 29. In which year did your household acquire the formal title or certificate of

Information	[Type= continuous] [Format=numeric] [Range= 0-9998] [Missing=*]
Statistics [NW/ W]	[Valid=271 /-] [Invalid=2807 /-] [Mean=2202.535 /-] [StdDev=1277.604 /-]

File : GSEC9			
# h9q30_1: 30_1 Is anyone in your hh listed on the formal ownership doc of this property?			
Information	[Type= discrete] [Format=numeric] [Range= 1-2] [Missing=*]		
Statistics [NW/ W]	[Valid=273 /-] [Invalid=2805 /-]		
Value	Label	Cases	Percentage
1	Yes	187	 68.5%
2	No	86	 31.5%
Sysmiss		2805	
<i>Warning: these figures indicate the number of cases found in the data file. They cannot be interpreted as summary statistics of the population of interest.</i>			
# h9q30a: 30a. Name listed as owners on formal ownership document for this property? PID 1			
Information	[Type= discrete] [Format=numeric] [Range= 1-10] [Missing=*]		
Statistics [NW/ W]	[Valid=187 /-] [Invalid=2891 /-] [Mean=1.497 /-] [StdDev=1.4 /-]		
Value	Label	Cases	Percentage
1		153	 81.8%
2		16	 8.6%
3		4	 2.1%
4		4	 2.1%
5		2	 1.1%
6		2	 1.1%
7		5	 2.7%
10		1	 0.5%
Sysmiss		2891	
<i>Warning: these figures indicate the number of cases found in the data file. They cannot be interpreted as summary statistics of the population of interest.</i>			
# h9q30b: 30b. Name listed as owners on formal ownership document for this property? PID 2			
Information	[Type= discrete] [Format=numeric] [Range= 2-3] [Missing=*]		
Statistics [NW/ W]	[Valid=23 /-] [Invalid=3055 /-] [Mean=2.13 /-] [StdDev=0.344 /-]		
Value	Label	Cases	Percentage
2		20	 87.0%
3		3	 13.0%
Sysmiss		3055	
<i>Warning: these figures indicate the number of cases found in the data file. They cannot be interpreted as summary statistics of the population of interest.</i>			
# h9q30c: 30c. Name listed as owners on formal ownership document for this property? PID 3			
Information	[Type= discrete] [Format=numeric] [Missing=*]		
Statistics [NW/ W]	[Valid=0 /-] [Invalid=3078 /-]		
Value	Label	Cases	Percentage
Sysmiss		3078	
<i>Warning: these figures indicate the number of cases found in the data file. They cannot be interpreted as summary statistics of the population of interest.</i>			
# h9q30d: 30d. Name listed as owners on formal ownership document for this property? PID 4			
Information	[Type= discrete] [Format=numeric] [Missing=*]		
Statistics [NW/ W]	[Valid=0 /-] [Invalid=3078 /-]		
Value	Label	Cases	Percentage
Sysmiss		3078	
<i>Warning: these figures indicate the number of cases found in the data file. They cannot be interpreted as summary statistics of the population of interest.</i>			

File : GSEC9

h9q31: 31. Does your household have other documents (semi-formal or informal) that woul

Information	[Type= discrete] [Format=numeric] [Range= 1-2] [Missing=*]		
Statistics [NW/ W]	[Valid=2567 /-] [Invalid=511 /-]		
Value	Label	Cases	Percentage
1	Yes	835	32.5%
2	No	1732	67.5%
Sysmiss		511	

Warning: these figures indicate the number of cases found in the data file. They cannot be interpreted as summary statistics of the population of interest.

h9q32a: 32a. What type of informal documents does your household possess? 1st

Information	[Type= discrete] [Format=numeric] [Range= 1-96] [Missing=*]		
Statistics [NW/ W]	[Valid=831 /-] [Invalid=2247 /-]		
Value	Label	Cases	Percentage
1	Inheritance Letter	135	16.2%
2	Gift/Exchange paper	88	10.6%
3	Sales Receipt	303	36.5%
4	Approved House Plan or Building permit	2	0.2%
5	Survey plan	4	0.5%
6	Govâ€™t allocation paper	3	0.4%
7	Tax receipt	5	0.6%
8	Utility Bill	4	0.5%
96	Other (specify)	287	34.5%
Sysmiss		2247	

Warning: these figures indicate the number of cases found in the data file. They cannot be interpreted as summary statistics of the population of interest.

h9q32b: 32b. What type of informal documents does your household possess? 2nd

Information	[Type= discrete] [Format=numeric] [Range= 1-96] [Missing=*]		
Statistics [NW/ W]	[Valid=39 /-] [Invalid=3039 /-]		
Value	Label	Cases	Percentage
1	Inheritance Letter	3	7.7%
2	Gift/Exchange paper	7	17.9%
3	Sales Receipt	9	23.1%
4	Approved House Plan or Building permit	2	5.1%
5	Survey plan	2	5.1%
6	Govâ€™t allocation paper	0	
7	Tax receipt	1	2.6%
8	Utility Bill	2	5.1%
96	Other (specify)	13	33.3%
Sysmiss		3039	


Warning: these figures indicate the number of cases found in the data file. They cannot be interpreted as summary statistics of the population of interest.

h9q32c: 32c. What type of informal documents does your household possess? 3rd

Information	[Type= discrete] [Format=numeric] [Range= 1-96] [Missing=*]		
Statistics [NW/ W]	[Valid=1 /-] [Invalid=3077 /-]		
Value	Label	Cases	Percentage
1	Inheritance Letter	0	







File : GSEC9

h9q32c: 32c. What type of informal documents does your household possess? 3rd

Value	Label	Cases	Percentage
2	Gift/Exchange paper	0	
3	Sales Receipt	0	
4	Approved House Plan or Building permit	0	
5	Survey plan	0	
6	Govâ€™t allocation paper	0	
7	Tax receipt	0	
8	Utility Bill	1	 100.0%
96	Other (specify)	0	
Sysmiss		3077	



Warning: these figures indicate the number of cases found in the data file. They cannot be interpreted as summary statistics of the population of interest.

h9q33: 33. Do female children have the right to inherit this property?

Information	[Type= discrete] [Format=numeric] [Range= 1-6] [Missing=*]		
Statistics [NW/ W]	[Valid=2558 /-] [Invalid=520 /-]		
Value	Label	Cases	Percentage
1	Yes: Equally as male children	641	 25.1%
2	Yes: But less than male children	1174	 45.9%
3	Yes: But more than male children	25	 1.0%
4	Yes: But no male children	75	 2.9%
5	No female children	142	 5.6%
6	Not at all	501	 19.6%
Sysmiss		520	







Warning: these figures indicate the number of cases found in the data file. They cannot be interpreted as summary statistics of the population of interest.

h9q34: 34. Did you have any land dispute or disagreements with anyone over this parcel/

Information	[Type= discrete] [Format=numeric] [Range= 1-2] [Missing=*]		
Statistics [NW/ W]	[Valid=2555 /-] [Invalid=523 /-]		
Value	Label	Cases	Percentage
1	Yes	98	 3.8%
2	No	2457	 96.2%
Sysmiss		523	

Warning: these figures indicate the number of cases found in the data file. They cannot be interpreted as summary statistics of the population of interest.

h9q35: 35. What was the nature of the main dispute or disagreement?

Information	[Type= discrete] [Format=numeric] [Range= 1-96] [Missing=*]		
Statistics [NW/ W]	[Valid=98 /-] [Invalid=2980 /-]		
Value	Label	Cases	Percentage
1	Boundary	39	 39.8%
2	Ownership: Inheritance related	35	 35.7%
3	Ownership: Sales related	15	 15.3%
4	Ownership: Expropriation	1	 1.0%
5	Ownership: Other	7	 7.1%
6	Rental related	1	 1.0%
96	Other (specify)	0	

File : GSEC9

h9q35: 35. What was the nature of the main dispute or disagreement?

Value	Label	Cases	Percentage
Sysmiss		2980	

Warning: these figures indicate the number of cases found in the data file. They cannot be interpreted as summary statistics of the population of interest.

h9q36: 36. How likely do you think that there would be disagreement over the ownership

Information	[Type= discrete] [Format=numeric] [Range= 1-5] [Missing=*]
Statistics [NW/ W]	[Valid=2560 /-] [Invalid=518 /-]

Value	Label	Cases	Percentage
1	Not at all (0%)	2438	95.2%
2	Somewhat likely (25%)	48	1.9%
3	Likely (50%)	43	1.7%
4	Very likely (75%)	15	0.6%
5	Certainly, for sure (100%)	16	0.6%
Sysmiss		518	

Warning: these figures indicate the number of cases found in the data file. They cannot be interpreted as summary statistics of the population of interest.

h9q37: 37. What is the main concern?

Information	[Type= discrete] [Format=numeric] [Range= 1-96] [Missing=*]
Statistics [NW/ W]	[Valid=122 /-] [Invalid=2956 /-]

Value	Label	Cases	Percentage
1	Boundary	36	29.5%
2	Ownership: Inheritance related	40	32.8%
3	Ownership: Sales related	29	23.8%
4	Ownership: Expropriation	7	5.7%
5	Ownership: Other	7	5.7%
6	Rental related	1	0.8%
96	Other (specify)	2	1.6%
Sysmiss		2956	

Warning: these figures indicate the number of cases found in the data file. They cannot be interpreted as summary statistics of the population of interest.

h9q38: 38. What is the current value of this parcel?

Information	[Type= continuous] [Format=numeric] [Range= 0-2000000000] [Missing=*]
Statistics [NW/ W]	[Valid=2554 /-] [Invalid=524 /-] [Mean=15566132.853 /-] [StdDev=66492699.626 /-]

h9q03: 3. How many rooms does your household use for sleeping?

Information	[Type= continuous] [Format=numeric] [Range= 1-100000000] [Missing=*]
Statistics [NW/ W]	[Valid=3066 /-] [Invalid=12 /-] [Mean=42728.824 /-] [StdDev=1885412.555 /-]

h9q04: 4. What is the major construction material of the roof?

Information	[Type= discrete] [Format=numeric] [Range= 10-96] [Missing=*]
Statistics [NW/ W]	[Valid=3066 /-] [Invalid=12 /-]

Value	Label	Cases	Percentage
10	Iron sheets	2232	72.8%
11	Tiles	9	0.3%
12	Asbestos	1	0.0%
13	Concrete	2	0.1%

File : GSEC9

h9q04: 4. What is the major construction material of the roof?

Value	Label	Cases	Percentage
14	Tin	3	0.1%
15	Thatch	816	26.6%
96	Other (specify)	3	0.1%
Sysmiss		12	

Warning: these figures indicate the number of cases found in the data file. They cannot be interpreted as summary statistics of the population of interest.

h9q05: 5. What is the major construction material of the external wall?

Information	[Type= discrete] [Format=numeric] [Range= 10-96] [Missing=*]
Statistics [NW/ W]	[Valid=3065 /-] [Invalid=13 /-]

Value	Label	Cases	Percentage
10	Concrete / stones	1	0.0%
11	Cement blocks	39	1.3%
12	Burnt / stabilized bricks	1470	48.0%
13	Unburnt bricks with cement	58	1.9%
14	Unburnt bricks with mud	578	18.9%
15	Wood	13	0.4%
16	Mud and pole	874	28.5%
17	Tin / iron	9	0.3%
96	Other (specify)	23	0.8%
Sysmiss		13	

Warning: these figures indicate the number of cases found in the data file. They cannot be interpreted as summary statistics of the population of interest.

h9q06: 6. What is the major material of the floor?

Information	[Type= discrete] [Format=numeric] [Range= 10-96] [Missing=*]
Statistics [NW/ W]	[Valid=3065 /-] [Invalid=13 /-]

Value	Label	Cases	Percentage
10	Concrete	23	0.8%
11	Bricks	8	0.3%
12	Stone	5	0.2%
13	Cement screed	1050	34.3%
14	Rammed earth	1879	61.3%
15	Wood	1	0.0%
16	Tiles	71	2.3%
96	Other (specify)	28	0.9%
Sysmiss		13	

Warning: these figures indicate the number of cases found in the data file. They cannot be interpreted as summary statistics of the population of interest.

h9q07: 7. What is the main source of water for drinking for your household?

Information	[Type= discrete] [Format=numeric] [Range= 10-96] [Missing=*]
Statistics [NW/ W]	[Valid=3065 /-] [Invalid=13 /-]

Value	Label	Cases	Percentage
10	Piped water into dwelling	64	2.1%
11	Piped water to the yard	216	7.0%
12	Public taps	421	13.7%

File : GSEC9

h9q07: 7. What is the main source of water for drinking for your household?

Value	Label	Cases	Percentage
13	Borehole in yard / plot	32	1.0%
14	Public borehole	1101	35.9%
15	Protected well / spring	555	18.1%
16	Unprotected well / spring	395	12.9%
17	River / stream / lake	101	3.3%
18	Vendor	24	0.8%
19	Tanker truck	3	0.1%
20	Gravity flow schemes	27	0.9%
21	Rain water	88	2.9%
22	Bottled water	7	0.2%
96	Other (specify)	31	1.0%
Sysmiss		13	

Warning: these figures indicate the number of cases found in the data file. They cannot be interpreted as summary statistics of the population of interest.

h9q08: 8. What is the main reason for not using protected water sources?

Information	[Type= discrete] [Format=numeric] [Range= 1-96] [Missing=*]
Statistics [NW/ W]	[Valid=2049 /-] [Invalid=1029 /-]

Value	Label	Cases	Percentage
1	Long distance	490	23.9%
2	Unreliable	285	13.9%
3	Water does not taste good	12	0.6%
4	Require contribution	38	1.9%
5	Long queues	24	1.2%
6	Open source is okay	993	48.5%
96	Other (specify)	207	10.1%
Sysmiss		1029	

Warning: these figures indicate the number of cases found in the data file. They cannot be interpreted as summary statistics of the population of interest.

h9q09a: 9a. How long does it take to collect the drinking water to and from the main sou

Information	[Type= continuous] [Format=numeric] [Range= 0-180] [Missing=*]
Statistics [NW/ W]	[Valid=2634 /-] [Invalid=444 /-] [Mean=20.986 /-] [StdDev=18.236 /-]

h9q09b: 9b. WAITING TIME

Information	[Type= continuous] [Format=numeric] [Range= 0-360] [Missing=*]
Statistics [NW/ W]	[Valid=2633 /-] [Invalid=445 /-] [Mean=11.972 /-] [StdDev=19.466 /-]

h9q10: 10. How far is the main source from your dwelling?

Information	[Type= continuous] [Format=numeric] [Range= 0-45] [Missing=*]
Statistics [NW/ W]	[Valid=2634 /-] [Invalid=444 /-] [Mean=0.672 /-] [StdDev=1.948 /-]

h9q11: 11. How much DRINKING water does the household use per day? (litres)

Information	[Type= continuous] [Format=numeric] [Range= 0-6000] [Missing=*]
Statistics [NW/ W]	[Valid=3065 /-] [Invalid=13 /-] [Mean=10.86 /-] [StdDev=155.812 /-]

h9q12: 12. Is the water used by the household paid for?

Information	[Type= discrete] [Format=numeric] [Range= 1-2] [Missing=*]
-------------	--

File : GSEC9

h9q12: 12. Is the water used by the household paid for?

Statistics [NW/ W] [Valid=3065 /-] [Invalid=13 /-]

Value	Label	Cases	Percentage
1	Yes	987	<div><div></div></div> 32.2%
2	No	2078	<div><div></div></div> 67.8%
Sysmiss		13	

Warning: these figures indicate the number of cases found in the data file. They cannot be interpreted as summary statistics of the population of interest.

h9q13: 13. What is the purpose for payment?

Information [Type= discrete] [Format=numeric] [Range= 1-8] [Missing=*]

Statistics [NW/ W] [Valid=987 /-] [Invalid=2091 /-]

Value	Label	Cases	Percentage
1	User fees / tariffs	548	<div><div></div></div> 55.5%
2	Maintenance costs	419	<div><div></div></div> 42.5%
8	Other (specify)	20	<div><div></div></div> 2.0%
Sysmiss		2091	

Warning: these figures indicate the number of cases found in the data file. They cannot be interpreted as summary statistics of the population of interest.

h9q14: 14. How much money, on average, does the household pay per month for the water?

Information [Type= continuous] [Format=numeric] [Range= 0-180000] [Missing=*]

Statistics [NW/ W] [Valid=987 /-] [Invalid=2091 /-] [Mean=10841.27 /-] [StdDev=13889.69 /-]

h9q15: 15. Who normally collects the drinking water in this household?

Information [Type= discrete] [Format=numeric] [Range= 10-15] [Missing=*]

Statistics [NW/ W] [Valid=2665 /-] [Invalid=413 /-]

Value	Label	Cases	Percentage
10	Household member	2491	<div><div></div></div> 93.5%
11	Non-household member--female, minor	34	<div><div></div></div> 1.3%
12	Non-household member--male, minor	29	<div><div></div></div> 1.1%
13	Non-household member--adult male	63	<div><div></div></div> 2.4%
14	Non-household member--adult female	38	<div><div></div></div> 1.4%
15	No one	10	<div><div></div></div> 0.4%
Sysmiss		413	

Warning: these figures indicate the number of cases found in the data file. They cannot be interpreted as summary statistics of the population of interest.

h9q15_1: 15.1 If household member(s), PID 1

Information [Type= discrete] [Format=numeric] [Range= 1-13] [Missing=*]

Statistics [NW/ W] [Valid=2491 /-] [Invalid=587 /-] [Mean=2.133 /-] [StdDev=1.364 /-]

Value	Label	Cases	Percentage
1		975	<div><div></div></div> 39.1%
2		837	<div><div></div></div> 33.6%
3		341	<div><div></div></div> 13.7%
4		186	<div><div></div></div> 7.5%
5		79	<div><div></div></div> 3.2%
6		41	<div><div></div></div> 1.6%
7		18	<div><div></div></div> 0.7%

File : GSEC9

h9q15_1: 15.1 If household member(s), PID 1

Value	Label	Cases	Percentage
8		6	0.2%
9		4	0.2%
10		1	0.0%
12		2	0.1%
13		1	0.0%
Sysmiss		587	

Warning: these figures indicate the number of cases found in the data file. They cannot be interpreted as summary statistics of the population of interest.

h9q15_2: 15.2 If household member(s), PID 2

Information	[Type= discrete] [Format=numeric] [Range= 2-19] [Missing=*]
Statistics [NW/ W]	[Valid=1679 /-] [Invalid=1399 /-] [Mean=3.926 /-] [StdDev=1.736 /-]

Value	Label	Cases	Percentage
2		344	20.5%
3		447	26.6%
4		400	23.8%
5		229	13.6%
6		125	7.4%
7		77	4.6%
8		29	1.7%
9		12	0.7%
10		4	0.2%
11		7	0.4%
12		1	0.1%
13		1	0.1%
14		2	0.1%
19		1	0.1%
Sysmiss		1399	

Warning: these figures indicate the number of cases found in the data file. They cannot be interpreted as summary statistics of the population of interest.

h9q15_3: 15.3 If household member(s), PID 3

Information	[Type= discrete] [Format=numeric] [Range= 3-22] [Missing=*]
Statistics [NW/ W]	[Valid=913 /-] [Invalid=2165 /-] [Mean=5.582 /-] [StdDev=2.074 /-]

Value	Label	Cases	Percentage
3		92	10.1%
4		190	20.8%
5		256	28.0%
6		158	17.3%
7		98	10.7%
8		45	4.9%
9		30	3.3%
10		19	2.1%
11		8	0.9%
12		6	0.7%
13		2	0.2%

File : GSEC9

h9q15_3: 15.3 If household member(s), PID 3

Value	Label	Cases	Percentage
14		4	0.4%
15		2	0.2%
16		2	0.2%
22		1	0.1%
Sysmiss		2165	

Warning: these figures indicate the number of cases found in the data file. They cannot be interpreted as summary statistics of the population of interest.

s915_4: 15.4 How is the drinking water normally transported?

Information	[Type= discrete] [Format=numeric] [Range= 1-96] [Missing=*]
Statistics [NW/ W]	[Valid=2491 /-] [Invalid=587 /-]

Value	Label	Cases	Percentage
1	Carried by person	2225	89.3%
2	Bicycle	232	9.3%
3	Motorcycle	24	1.0%
4	Wheel barrow / hand cart	9	0.4%
5	Motor vehicle	1	0.0%
96	Other (specify)	0	
Sysmiss		587	

Warning: these figures indicate the number of cases found in the data file. They cannot be interpreted as summary statistics of the population of interest.

h9q15_5: 15.5 On average, how much water does the household use (for all purposes) per da

Information	[Type= continuous] [Format=numeric] [Range= 0-200000] [Missing=*]
Statistics [NW/ W]	[Valid=3061 /-] [Invalid=17 /-] [Mean=128.533 /-] [StdDev=3614.097 /-]

h9q16: 16. Are the safe water sources in your community managed by user committees?

Information	[Type= discrete] [Format=numeric] [Range= 1-8] [Missing=*]
Statistics [NW/ W]	[Valid=3065 /-] [Invalid=13 /-]

Value	Label	Cases	Percentage
1	Yes	1513	49.4%
2	No	1363	44.5%
8	Don't know	189	6.2%
Sysmiss		13	

Warning: these figures indicate the number of cases found in the data file. They cannot be interpreted as summary statistics of the population of interest.

h9q17: 17. What do you do to the water to make it safer for drinking?

Information	[Type= discrete] [Format=numeric] [Range= 1-8] [Missing=*]
Statistics [NW/ W]	[Valid=3065 /-] [Invalid=13 /-]

Value	Label	Cases	Percentage
1	Boil and filter	123	4.0%
2	Boil only	1001	32.7%
3	Filter only	27	0.9%
4	Nothing is done	1843	60.1%
5	Water purification tablet	60	2.0%
8	Other (specify)	11	0.4%
Sysmiss		13	

File : GSEC9

h9q17: 17. What do you do to the water to make it safer for drinking?

Warning: these figures indicate the number of cases found in the data file. They cannot be interpreted as summary statistics of the population of interest.

h9q22: 22. What type of toilet is mainly used in your household?

Information	[Type= discrete] [Format=numeric] [Range= 11-96] [Missing=*]		
Statistics [NW/ W]	[Valid=3065 /-] [Invalid=13 /-]		
Value	Label	Cases	Percentage
11	Flush To Piped Sewer System	15	<div><div></div></div> 0.5%
12	Flush To Septic Tank	39	<div><div></div></div> 1.3%
13	Flush To Pit Latrine	7	<div><div></div></div> 0.2%
14	Flush To Open Drain	0	
18	Flush To DK Where	0	
21	Ventilated Improved Pit Latrine	201	<div><div></div></div> 6.6%
22	Pit Latrine With Slab	672	<div><div></div></div> 21.9%
23	Pit Latrine Without Slab/Open Pit	1884	<div><div></div></div> 61.5%
31	Composting Toilet	1	<div><div></div></div> 0.0%
41	Bucket (>> 23)	0	
51	Hanging Toilet/Hanging Latrine	7	<div><div></div></div> 0.2%
95	No Facility/Bush/Field/Polythene (>> 23)	233	<div><div></div></div> 7.6%
96	Other (Specify)	6	<div><div></div></div> 0.2%
Sysmiss		13	

Warning: these figures indicate the number of cases found in the data file. They cannot be interpreted as summary statistics of the population of interest.

h9q22a: 22a. Does the household share this toilet facility with other household?

Information	[Type= discrete] [Format=numeric] [Range= 1-2] [Missing=*]		
Statistics [NW/ W]	[Valid=2832 /-] [Invalid=246 /-]		
Value	Label	Cases	Percentage
1	Yes	1015	<div><div></div></div> 35.8%
2	No	1817	<div><div></div></div> 64.2%
Sysmiss		246	

Warning: these figures indicate the number of cases found in the data file. They cannot be interpreted as summary statistics of the population of interest.

h9q22b: 22b. With how many other households does this household share this toilet?

Information	[Type= continuous] [Format=numeric] [Range= 1-150] [Missing=*]		
Statistics [NW/ W]	[Valid=1014 /-] [Invalid=2064 /-] [Mean=3.5 /-] [StdDev=7.956 /-]		

h9q23: 23. Do you have a hand washing facility at the toilet?

Information	[Type= discrete] [Format=numeric] [Range= 1-3] [Missing=*]		
Statistics [NW/ W]	[Valid=2832 /-] [Invalid=246 /-]		
Value	Label	Cases	Percentage
1	No	2512	<div><div></div></div> 88.7%
2	Yes with water only	222	<div><div></div></div> 7.8%
3	Yes with water and soap	98	<div><div></div></div> 3.5%
Sysmiss		246	

Warning: these figures indicate the number of cases found in the data file. They cannot be interpreted as summary statistics of the population of interest.

# h9_respondent: KEY RESPONDENT FOR THIS SECTION			
Information	[Type= discrete] [Format=numeric] [Range= 1-13] [Missing=*]		
Statistics [NW/ W]	[Valid=3062 /-] [Invalid=16 /-] [Mean=1.707 /-] [StdDev=1.292 /-]		
Value	Label	Cases	Percentage
1		1782	<div></div> 58.2%
2		941	<div></div> 30.7%
3		120	<div></div> 3.9%
4		91	<div></div> 3.0%
5		52	<div></div> 1.7%
6		26	<div></div> 0.8%
7		21	<div></div> 0.7%
8		11	<div></div> 0.4%
9		7	<div></div> 0.2%
10		3	<div></div> 0.1%
11		4	<div></div> 0.1%
12		2	<div></div> 0.1%
13		2	<div></div> 0.1%
Sysmiss		16	
Warning: these figures indicate the number of cases found in the data file. They cannot be interpreted as summary statistics of the population of interest.			
# dwellingVisit: INTERVIEWER: Is this the DWELLING visited last time?			
Information	[Type= discrete] [Format=numeric] [Range= 1-2] [Missing=*]		
Statistics [NW/ W]	[Valid=3066 /-] [Invalid=12 /-]		
Value	Label	Cases	Percentage
1	Yes	2736	<div></div> 89.2%
2	No	330	<div></div> 10.8%
Sysmiss		12	
Warning: these figures indicate the number of cases found in the data file. They cannot be interpreted as summary statistics of the population of interest.			

File : GSEC10_1

hhid: Unique household identifier in 2019/20














Information	[Type= discrete] [Format=character] [Missing=*]
-------------	---

Statistics [NW/ W]	[Valid=3066 /-] [Invalid=0 /-]
--------------------	--------------------------------

h10_respondent: KEY RESPONDENT FOR THIS SECTION

Information	[Type= discrete] [Format=numeric] [Range= 1-13] [Missing=*]
-------------	---

Statistics [NW/ W]	[Valid=3065 /-] [Invalid=1 /-] [Mean=1.723 /-] [StdDev=1.315 /-]
--------------------	--

Value	Label	Cases	Percentage
1		1753	 57.2%
2		972	 31.7%
3		117	 3.8%
4		91	 3.0%
5		55	 1.8%
6		25	 0.8%
7		20	 0.7%
8		12	 0.4%
9		8	 0.3%
10		3	 0.1%
11		4	 0.1%
12		2	 0.1%
13		3	 0.1%
Sysmiss		1	

Warning: these figures indicate the number of cases found in the data file. They cannot be interpreted as summary statistics of the population of interest.

s10q01: 1. Does this house have GRID electricity?

Information	[Type= discrete] [Format=numeric] [Range= 1-2] [Missing=*]
-------------	--

Statistics [NW/ W]	[Valid=3066 /-] [Invalid=0 /-]
--------------------	--------------------------------

Value	Label	Cases	Percentage
1	Yes	537	 17.5%
2	No	2529	 82.5%

Warning: these figures indicate the number of cases found in the data file. They cannot be interpreted as summary statistics of the population of interest.

s10q02: 2. How many hours per day do you usually have power, in a season like this?







Information	[Type= continuous] [Format=numeric] [Range= 1-24] [Missing=*]
-------------	---

Statistics [NW/ W]	[Valid=537 /-] [Invalid=2529 /-] [Mean=19.927 /-] [StdDev=6.522 /-]
--------------------	---

s10q03: 3. How does the household pay for the electricity it uses?

Information	[Type= discrete] [Format=numeric] [Range= 1-8] [Missing=*]
-------------	--

Statistics [NW/ W]	[Valid=537 /-] [Invalid=2529 /-]
--------------------	----------------------------------

Value	Label	Cases	Percentage
1	Bill from power company	96	 17.9%
2	Provide in rent	47	 8.8%
3	Free use/illegal connections	31	 5.8%
4	Pay fee to neighbor	43	 8.0%
5	Prepaid (YAKA)	306	 57.0%
8	Other (specify)	14	 2.6%

File : GSEC10_1

s10q03: 3. How does the household pay for the electricity it uses?

Value	Label	Cases	Percentage
Sysmiss		2529	

Warning: these figures indicate the number of cases found in the data file. They cannot be interpreted as summary statistics of the population of interest.

s10q05a: 5a.Amount paid for electricity in the last month? SHILLINGS

Information	[Type= continuous] [Format=numeric] [Range= 0-110000] [Missing=*]
Statistics [NW/ W]	[Valid=445 /-] [Invalid=2621 /-] [Mean=19576.865 /-] [StdDev=14289.889 /-]

s10q05b: 5b.Amount paid for electricity in the last month? DAYS COVERED

Information	[Type= continuous] [Format=numeric] [Range= 0-60] [Missing=*]
Statistics [NW/ W]	[Valid=445 /-] [Invalid=2621 /-] [Mean=29.946 /-] [StdDev=2.173 /-]

s10q05c: 5c. What is the main reason why your household does not use grid electricity?

Information	[Type= discrete] [Format=numeric] [Range= 1-96] [Missing=*]
Statistics [NW/ W]	[Valid=2528 /-] [Invalid=538 /-]

Value	Label	Cases	Percentage
1	Electricity is not available in area	1893	74.9%
2	Household can't afford connection fee	404	16.0%
3	Household can't afford cost of house wiring	49	1.9%
4	Household can't afford the monthly payment	44	1.7%
5	Household can't afford to buy electrical equipment	10	0.4%
6	Satisfied with present energy source	41	1.6%
7	No need for electricity	51	2.0%
96	Other (specify)	36	1.4%
Sysmiss		538	

Warning: these figures indicate the number of cases found in the data file. They cannot be interpreted as summary statistics of the population of interest.

s10q06: 6. Does this house USE a generator?

Information	[Type= discrete] [Format=numeric] [Range= 1-2] [Missing=*]
Statistics [NW/ W]	[Valid=3066 /-] [Invalid=0 /-]

Value	Label	Cases	Percentage
1	Yes	4	0.1%
2	No	3062	99.9%

Warning: these figures indicate the number of cases found in the data file. They cannot be interpreted as summary statistics of the population of interest.

s10q07a: 7a.Amount paid for fuel or gasoline for your generator in the last month?

Information	[Type= continuous] [Format=numeric] [Range= 0-187500] [Missing=*]
Statistics [NW/ W]	[Valid=4 /-] [Invalid=3062 /-] [Mean=53875 /-] [StdDev=89461.7 /-]

s10q07b: 7b.Amount of fuel or gasoline used for your generator in the last month?

Information	[Type= continuous] [Format=numeric] [Range= 0-75] [Missing=*]
Statistics [NW/ W]	[Valid=4 /-] [Invalid=3062 /-] [Mean=20.275 /-] [StdDev=36.522 /-]

s10q08a: 8a. Type of stoves used: Electric

Information	[Type= discrete] [Format=numeric] [Range= 1-2] [Missing=*]
Statistics [NW/ W]	[Valid=3066 /-] [Invalid=0 /-]

File : GSEC10_1

s10q08a: 8a. Type of stoves used: Electric

Value	Label	Cases	Percentage
1	Yes	22	0.7%
2	No	3044	99.3%

Warning: these figures indicate the number of cases found in the data file. They cannot be interpreted as summary statistics of the population of interest.

s10q08b: 8b. Type of stoves used: LPG

Information	[Type= discrete] [Format=numeric] [Range= 1-2] [Missing=*]
Statistics [NW/ W]	[Valid=3066 /-] [Invalid=0 /-]

Value	Label	Cases	Percentage
1	Yes	16	0.5%
2	No	3050	99.5%

Warning: these figures indicate the number of cases found in the data file. They cannot be interpreted as summary statistics of the population of interest.

s10q08c: 8c. Type of stoves used: Kerosene

Information	[Type= discrete] [Format=numeric] [Range= 1-2] [Missing=*]
Statistics [NW/ W]	[Valid=3066 /-] [Invalid=0 /-]

Value	Label	Cases	Percentage
1	Yes	48	1.6%
2	No	3018	98.4%

Warning: these figures indicate the number of cases found in the data file. They cannot be interpreted as summary statistics of the population of interest.

s10q08d: 8d. Type of stoves used: Wood/Sawdust Burning

Information	[Type= discrete] [Format=numeric] [Range= 1-2] [Missing=*]
Statistics [NW/ W]	[Valid=3066 /-] [Invalid=0 /-]

Value	Label	Cases	Percentage
1	Yes	7	0.2%
2	No	3059	99.8%

Warning: these figures indicate the number of cases found in the data file. They cannot be interpreted as summary statistics of the population of interest.

s10q08e: 8e. Type of stoves used: Efficient Wood Burning

Information	[Type= discrete] [Format=numeric] [Range= 1-2] [Missing=*]
Statistics [NW/ W]	[Valid=3066 /-] [Invalid=0 /-]

Value	Label	Cases	Percentage
1	Yes	28	0.9%
2	No	3038	99.1%

Warning: these figures indicate the number of cases found in the data file. They cannot be interpreted as summary statistics of the population of interest.

s10q08f: 8f. Type of stoves used: Charcoal


Information	[Type= discrete] [Format=numeric] [Range= 1-2] [Missing=*]
Statistics [NW/ W]	[Valid=3066 /-] [Invalid=0 /-]

Value	Label	Cases	Percentage
1	Yes	784	25.6%
2	No	2282	74.4%

Warning: these figures indicate the number of cases found in the data file. They cannot be interpreted as summary statistics of the population of interest.



File : GSEC10_1

s10q08g: 8g. Type of stoves used: Other Biomass Burning

Information	[Type= discrete] [Format=numeric] [Range= 1-2] [Missing=*]		
Statistics [NW/ W]	[Valid=3066 /-] [Invalid=0 /-]		
Value	Label	Cases	Percentage
1	Yes	0	
2	No	3066	 100.0%


Warning: these figures indicate the number of cases found in the data file. They cannot be interpreted as summary statistics of the population of interest.

s10q08h: 8h. Type of stoves used: Open fire

Information	[Type= discrete] [Format=numeric] [Range= 1-2] [Missing=*]		
Statistics [NW/ W]	[Valid=3066 /-] [Invalid=0 /-]		
Value	Label	Cases	Percentage
1	Yes	2410	 78.6%
2	No	656	 21.4%



Warning: these figures indicate the number of cases found in the data file. They cannot be interpreted as summary statistics of the population of interest.

s10q08x: 8x. Type of stoves used: Other (specify)

Information	[Type= discrete] [Format=numeric] [Range= 1-2] [Missing=*]		
Statistics [NW/ W]	[Valid=3066 /-] [Invalid=0 /-]		
Value	Label	Cases	Percentage
1	Yes	6	0.2%
2	No	3060	 99.8%



Warning: these figures indicate the number of cases found in the data file. They cannot be interpreted as summary statistics of the population of interest.

s10q08z: 8z. Type of stoves used: None

Information	[Type= discrete] [Format=numeric] [Range= 1-2] [Missing=*]		
Statistics [NW/ W]	[Valid=3066 /-] [Invalid=0 /-]		
Value	Label	Cases	Percentage
1	Yes	105	 3.4%
2	No	2961	 96.6%

Warning: these figures indicate the number of cases found in the data file. They cannot be interpreted as summary statistics of the population of interest.

s10q09: 9. Which is the stove used most often by this household?

Information	[Type= discrete] [Format=numeric] [Range= 1-96] [Missing=*]		
Statistics [NW/ W]	[Valid=2958 /-] [Invalid=108 /-]		
Value	Label	Cases	Percentage
1	Electric	8	0.3%
2	LPG	7	0.2%
3	Kerosene	11	0.4%
4	Wood / Sawdust Burning	3	0.1%
5	Efficient Wood Burning	26	0.9%
6	Charcoal	591	 20.0%
7	Other Biomass Burning	0	
8	Open fire	2312	 78.2%
96	Other (specify)	0	
Sysmiss		108	

File : GSEC10_1

s10q09: 9. Which is the stove used most often by this household?

Warning: these figures indicate the number of cases found in the data file. They cannot be interpreted as summary statistics of the population of interest.

s10q10: 10. Does the main stove have a chimney?

Information [Type= discrete] [Format=numeric] [Range= 1-2] [Missing=*]

Statistics [NW/ W] [Valid=2942 /-] [Invalid=124 /-]

Value	Label	Cases	Percentage
1	Yes	158	5.4%
2	No	2784	94.6%
Sysmiss		124	

Warning: these figures indicate the number of cases found in the data file. They cannot be interpreted as summary statistics of the population of interest.

s10q11: 11. Approximately how many hours a day is the main stove in use?

Information [Type= continuous] [Format=numeric] [Range= 0-24] [Missing=*]

Statistics [NW/ W] [Valid=2958 /-] [Invalid=108 /-] [Mean=4.015 /-] [StdDev=1.681 /-]

s10q12: 12. Where is the main stove located?

Information [Type= discrete] [Format=numeric] [Range= 1-3] [Missing=*]

Statistics [NW/ W] [Valid=2959 /-] [Invalid=107 /-]

Value	Label	Cases	Percentage
1	In a separate kitchen	2203	74.5%
2	In a room in the dwelling not just devoted to cooking	184	6.2%
3	In an outdoor space	572	19.3%
Sysmiss		107	

Warning: these figures indicate the number of cases found in the data file. They cannot be interpreted as summary statistics of the population of interest.

File : GSEC10_3

hhid: Unique household identifier in 2019/20

Information [Type= discrete] [Format=character] [Missing=*]

Statistics [NW/ W] [Valid=27702 /-] [Invalid=0 /-]

s10q13: Fuel id

Information [Type= discrete] [Format=numeric] [Range= 1-9] [Missing=*]

Statistics [NW/ W] [Valid=27702 /-] [Invalid=0 /-]

Value	Label	Cases	Percentage
1	Firewood	3078	11.1%
2	Dung	3078	11.1%
3	Crop Residue	3078	11.1%
4	Kerosene	3078	11.1%
5	LPG	3078	11.1%
6	Charcoal	3078	11.1%
7	Solar	3078	11.1%
8	Electricity	3078	11.1%
9	Torches	3078	11.1%

Warning: these figures indicate the number of cases found in the data file. They cannot be interpreted as summary statistics of the population of interest.

s10q14: 14. Does your household use [FUEL]?

Information [Type= discrete] [Format=numeric] [Range= 1-2] [Missing=*]

Statistics [NW/ W] [Valid=27508 /-] [Invalid=194 /-]

Value	Label	Cases	Percentage
1	Yes	7193	26.1%
2	No	20315	73.9%
Sysmiss		194	

Warning: these figures indicate the number of cases found in the data file. They cannot be interpreted as summary statistics of the population of interest.

s10q15a: 15a. Do you use this [FUEL] for cooking?

Information [Type= discrete] [Format=numeric] [Range= 1-2] [Missing=*]

Statistics [NW/ W] [Valid=6325 /-] [Invalid=21377 /-]

Value	Label	Cases	Percentage
1	Yes	4026	63.7%
2	No	2299	36.3%
Sysmiss		21377	

Warning: these figures indicate the number of cases found in the data file. They cannot be interpreted as summary statistics of the population of interest.

s10q15b: 15b. Do you use this [FUEL] for lighting?

Information [Type= discrete] [Format=numeric] [Range= 1-2] [Missing=*]

Statistics [NW/ W] [Valid=7193 /-] [Invalid=20509 /-]

Value	Label	Cases	Percentage
1	Yes	3301	45.9%
2	No	3892	54.1%
Sysmiss		20509	

Warning: these figures indicate the number of cases found in the data file. They cannot be interpreted as summary statistics of the population of interest.

File : GSEC10_3

s10q15c: 15c. Do you use this [FUEL] for heating?

Information	[Type= discrete] [Format=numeric] [Range= 1-2] [Missing=*]
Statistics [NW/ W]	[Valid=6325 /-] [Invalid=21377 /-]

Value	Label	Cases	Percentage
1	Yes	248	3.9%
2	No	6077	96.1%
Sysmiss		21377	

Warning: these figures indicate the number of cases found in the data file. They cannot be interpreted as summary statistics of the population of interest.

s10q16: 16. Where do you get most of [FUEL]?

Information	[Type= discrete] [Format=numeric] [Range= 1-6] [Missing=*]
Statistics [NW/ W]	[Valid=5398 /-] [Invalid=22304 /-]

Value	Label	Cases	Percentage
1	Purchase from shop	1304	24.2%
2	Purchase from marketplace	995	18.4%
3	Purchase from public utility	204	3.8%
4	Purchase on the black market	22	0.4%
5	Gather / collect from own land	929	17.2%
6	Gather / collect from village	1944	36.0%
Sysmiss		22304	

Warning: these figures indicate the number of cases found in the data file. They cannot be interpreted as summary statistics of the population of interest.

s10q17a: 17a. How much did your household pay for the [FUEL] used in the last month? Shil

Information	[Type= continuous] [Format=numeric] [Range= 0-200000] [Missing=*]
Statistics [NW/ W]	[Valid=2524 /-] [Invalid=25178 /-] [Mean=12178.83 /-] [StdDev=18902.218 /-]

s10q17b: 17a. QUANTITY

Information	[Type= continuous] [Format=numeric] [Range= 0-90000] [Missing=*]
Statistics [NW/ W]	[Valid=1660 /-] [Invalid=26042 /-] [Mean=237.743 /-] [StdDev=3197.157 /-]











s10q17c: 17c. UNIT OF MEASURE

Information	[Type= discrete] [Format=numeric] [Range= 1-96] [Missing=*]
Statistics [NW/ W]	[Valid=1659 /-] [Invalid=26043 /-]

Value	Label	Cases	Percentage
1	Kg	16	1.0%
2	Liter	255	15.4%
3	Bundle	0	
4	Sack (50kg)	40	2.4%
5	Sack (80kg)	50	3.0%
6	Sack (100kg)	157	9.5%
7	Sack (120kg)	63	3.8%
8	Heap, small	85	5.1%
9	Heap, medium	62	3.7%
10	Heap, large	28	1.7%
11	Tin (5 liter)	53	3.2%
12	Tin (3 liter)	22	1.3%

File : GSEC10_3

s10q17c: 17c. UNIT OF MEASURE

Value	Label	Cases	Percentage
13	Sandolin tin (3 liter)	102	 6.1%
14	Plastic basin (15 liter)	188	 11.3%
15	Akendo, small	79	 4.8%
16	Akendo, medium	11	 0.7%
17	Akendo, large	49	 3.0%
18	Bundle, small	53	 3.2%
19	Bundle, medium	48	 2.9%
20	BUndle, large	61	 3.7%
21	Bottle (300ml)	209	 12.6%
96	Other	28	 1.7%
Sysmiss		26043	

Warning: these figures indicate the number of cases found in the data file. They cannot be interpreted as summary statistics of the population of interest.

File : GSEC12_1

hhid: Unique household identifier in 2019/20














Information	[Type= discrete] [Format=character] [Missing=*]
-------------	---

Statistics [NW/ W]	[Valid=1628 /-] [Invalid=0 /-]
--------------------	--------------------------------

s12q02: WHAT IS THE ID CODE OF THE RESPONDENT TO THIS SECTION?

Information	[Type= discrete] [Format=numeric] [Range= 1-13] [Missing=*]
-------------	---

Statistics [NW/ W]	[Valid=1628 /-] [Invalid=0 /-] [Mean=1.67 /-] [StdDev=1.272 /-]
--------------------	---



Value	Label	Cases	Percentage
1		979	 60.1%
2		477	 29.3%
3		65	 4.0%
4		44	 2.7%
5		27	 1.7%
6		15	 0.9%
7		6	 0.4%
8		5	 0.3%
9		3	 0.2%
10		2	 0.1%
11		2	 0.1%
12		1	 0.1%
13		2	 0.1%

Warning: these figures indicate the number of cases found in the data file. They cannot be interpreted as summary statistics of the population of interest.

NA1a: NA1a. Anyone in your hh: own a non agricultural business or provided a non-...

Information	[Type= discrete] [Format=numeric] [Range= 1-2] [Missing=*]
-------------	--

Statistics [NW/ W]	[Valid=1628 /-] [Invalid=0 /-]
--------------------	--------------------------------



Value	Label	Cases	Percentage
1	Yes	18	 1.1%
2	No	1610	 98.9%

Warning: these figures indicate the number of cases found in the data file. They cannot be interpreted as summary statistics of the population of interest.

NA1b: NA1b. Anyone in your hh: process and sell any agricultural by-products, ...

Information	[Type= discrete] [Format=numeric] [Range= 1-2] [Missing=*]
-------------	--

Statistics [NW/ W]	[Valid=1628 /-] [Invalid=0 /-]
--------------------	--------------------------------

Value	Label	Cases	Percentage
1	Yes	10	 0.6%
2	No	1618	 99.4%

Warning: these figures indicate the number of cases found in the data file. They cannot be interpreted as summary statistics of the population of interest.

NA1c: NA1c. Anyone in your hh: own a trading business on a street or in a market?

Information	[Type= discrete] [Format=numeric] [Range= 1-2] [Missing=*]
-------------	--

Statistics [NW/ W]	[Valid=1628 /-] [Invalid=0 /-]
--------------------	--------------------------------

Value	Label	Cases	Percentage
1	Yes	8	 0.5%
2	No	1620	 99.5%

Warning: these figures indicate the number of cases found in the data file. They cannot be interpreted as summary statistics of the population of interest.

File : GSEC12_1

NA1d: NA1d. Anyone in your hh: offer any service or sold anything on a street ...

Information	[Type= discrete] [Format=numeric] [Range= 1-2] [Missing=*]		
Statistics [NW/ W]	[Valid=1628 /-] [Invalid=0 /-]		
Value	Label	Cases	Percentage
1	Yes	8	0.5%
2	No	1620	99.5%

Warning: these figures indicate the number of cases found in the data file. They cannot be interpreted as summary statistics of the population of interest.

NA1e: NA1e. Anyone in your hh: own a professional office or offered professional ...

Information	[Type= discrete] [Format=numeric] [Range= 1-2] [Missing=*]		
Statistics [NW/ W]	[Valid=1627 /-] [Invalid=1 /-]		
Value	Label	Cases	Percentage
1	Yes	1	0.1%
2	No	1626	99.9%
Sysmiss		1	

Warning: these figures indicate the number of cases found in the data file. They cannot be interpreted as summary statistics of the population of interest.

NA1f: NA1f. Anyone in your hh: drive a household-owned taxi or pick-up truck to ...

Information	[Type= discrete] [Format=numeric] [Range= 1-2] [Missing=*]		
Statistics [NW/ W]	[Valid=1628 /-] [Invalid=0 /-]		
Value	Label	Cases	Percentage
1	Yes	2	0.1%
2	No	1626	99.9%

Warning: these figures indicate the number of cases found in the data file. They cannot be interpreted as summary statistics of the population of interest.

NA1g: NA1g. Anyone in your hh: own a bar or restaurant?

Information	[Type= discrete] [Format=numeric] [Range= 1-2] [Missing=*]		
Statistics [NW/ W]	[Valid=1628 /-] [Invalid=0 /-]		
Value	Label	Cases	Percentage
1	Yes	1	0.1%
2	No	1627	99.9%

Warning: these figures indicate the number of cases found in the data file. They cannot be interpreted as summary statistics of the population of interest.

NA1h: NA1h. Anyone in your hh: own any other non-agricultural business, even if ...

Information	[Type= discrete] [Format=numeric] [Range= 1-2] [Missing=*]		
Statistics [NW/ W]	[Valid=1628 /-] [Invalid=0 /-]		
Value	Label	Cases	Percentage
1	Yes	26	1.6%
2	No	1602	98.4%

Warning: these figures indicate the number of cases found in the data file. They cannot be interpreted as summary statistics of the population of interest.

File : GSEC12_2

hhid: Unique household identifier in 2019/20







Information [Type= discrete] [Format=character] [Missing=*]

Statistics [NW/ W] [Valid=1477 /-] [Invalid=0 /-]

entID_unps: UNPS Enterprise ID

Information [Type= discrete] [Format=numeric] [Range= 1-6] [Missing=*]

Statistics [NW/ W] [Valid=1477 /-] [Invalid=0 /-]















Value	Label	Cases	Percentage
1	0	42	 2.8%
2	1	1031	 69.8%
3	2	316	 21.4%
4	3	66	 4.5%
5	4	18	 1.2%
6	5	4	 0.3%

Warning: these figures indicate the number of cases found in the data file. They cannot be interpreted as summary statistics of the population of interest.

h12q01: N01. Description of enterpirse






















Information [Type= discrete] [Format=character] [Missing=*]

Statistics [NW/ W] [Valid=1124 /-] [Invalid=0 /-]

Value	Label	Cases	Percentage
1		1	 0.1%
AGRICULTURA FARM IMPLEMENTAT DEALER		1	 0.1%
AUTHOR OF SCIENCE TEXT BOOKS		1	 0.1%
BAKING AND SELLING PANCAKES		1	 0.1%
BAR		2	 0.2%
BAR DEALING IN LOCAL BREW		1	 0.1%
BAR OPERATOR		1	 0.1%
BARBER AND COSMETICS SHOP		1	 0.1%
BARBER SHOP		1	 0.1%
BARBERS SHOP SERVICES		1	 0.1%
BLACK SMITH		2	 0.2%
BODA BODA		2	 0.2%
BODA BODA BUSINESS		1	 0.1%
BODA BODA MOTORCYCLE TRANSPORT		1	 0.1%



















File : GSEC12_2

h12q01: N01. Description of enterprise

Value	Label	Cases	Percentage
BODA BODA RIDER		4	 0.4%
BODA BODA RIDERING		1	 0.1%
BODA BODA RIDING		2	 0.2%
BODA BODA TRANSPORT		2	 0.2%
BODA BODA TRANSPORT ON MOTORCYCLE FOR PAY		2	 0.2%
BODA TRANSPORT ON A MOTORCYCLE		1	 0.1%
BODA-BODA MOTORCYCLIS		1	 0.1%
BODABODA		1	 0.1%
BODABODA BUSINESS		1	 0.1%
BODABODA DRIVER		2	 0.2%
BODABODA RIDER		8	 0.7%
BODABODA TRANSPORT		2	 0.2%
BODABODA TRANSPORT BUSINESS		1	 0.1%
BODABODA TRANSPORT SERVICES		1	 0.1%
BREWING		1	 0.1%
BREWING AND SELLING KWETE		1	 0.1%
BREWING LOCAL BREW (MWENGE BIGERE)		1	 0.1%
BREWING ALCOHOL		2	 0.2%
BREWING AND DISTILLING WARAGI		1	 0.1%
BREWING AND SELLING ALCOHOL		1	 0.1%
BREWING AND SELLING KWETE		3	 0.3%















File : GSEC12_2

h12q01: N01. Description of enterpirse

Value	Label	Cases	Percentage
BREWING AND SELLING LOCAL BREW		2	 0.2%
BREWING AND SELLING OF LOCAL BREW		2	 0.2%
BREWING AND SELLING WARAGI		2	 0.2%
BREWING BEAR		1	 0.1%
BREWING LOCAL ALCOHOL		2	 0.2%
BREWING LOCAL BEER (TONTO)		1	 0.1%
BREWING LOCAL WARAGI		5	 0.4%
BREWING LOCAL WARAGI AND MARUWA FOR SALE		1	 0.1%
BREWING OF ALCOHOLIC		1	 0.1%
BREWING WARAGI		1	 0.1%
BREWING WARAGI FO SALE		1	 0.1%
BREWING kwete		1	 0.1%
BURNING CHARCOAL		1	 0.1%
BURNING CHRISTINE 7 AND SELLING		1	 0.1%
BUTCHERY		1	 0.1%
BUYING AND SELLING AGRI ULTURAL PRODUCE(BOG AND TOMATOES)		1	 0.1%
BUYING AND SELLING AGRICULTURA PRODUCE		1	 0.1%
BUYING AND SELLING AGRICULTURA PRODUCE ON MAJORLY		1	 0.1%
















File : GSEC12_2

h12q01: N01. Description of enterprise

Value	Label	Cases	Percentage
RETAIL SCALE IN MARKETS			
BUYING AND SELLING AGRICULTURAL PRODUCE ON WHOLE SALE SCALE		1	 0.1%
BUYING AND SELLING BANANAS SWEET AND FOOD BANANAS		1	 0.1%
BUYING AND SELLING CLOTHES, HAWKING		1	 0.1%
BUYING AND SELLING FISH		1	 0.1%
BUYING AND SELLING FRESH PRODUCE ON WHOLESALE		1	 0.1%
BUYING AND SELLING GOATS		1	 0.1%
BUYING AND SELLING GOODS ON RETAIL SCALE		1	 0.1%
BUYING AND SELLING KWETE		1	 0.1%
BUYING AND SELLING LIVESTOCK		1	 0.1%
BUYING AND SELLING LIVESTOCK IN THE MARKET		1	 0.1%
BUYING AND SELLING LOCAL BREW		2	 0.2%
BUYING AND SELLING LOCAL BREW IN A BAR		1	 0.1%
BUYING AND SELLING MATOOKE		1	 0.1%
BUYING AND SELLING MEAT		1	 0.1%

File : GSEC12_2

h12q01: N01. Description of enterprise

Value	Label	Cases	Percentage
AT OWN BUTCHER			
BUYING AND SELLING OF AGRICULTURAL PRODUCE		1	 0.1%
BUYING AND SELLING OF AGRICULTURAL PRODUCE LIKE MAIZE, BEANS AND MILLET		1	 0.1%
BUYING AND SELLING OF GOATS AND COWS IN MARKETS		1	 0.1%
BUYING AND SELLING OF LIVE ANIMALS		1	 0.1%
BUYING AND SELLING OF SMOKED FISH		1	 0.1%
BUYING AND SELLING ORANGES ON WHOLE SALE AT NAKASERO MARKET		1	 0.1%
BUYING AND SELLING TOMATOES		1	 0.1%
BUYING RICE FROM FARMERS AND TAKES TO SHOPS		1	 0.1%
BUYS AND SELLS PORK		1	 0.1%
BUYS AND SELLS PRODUCE		1	 0.1%
BUYS AND SELLS TOMATOES		1	 0.1%
Bicycle and motorcycle repairer		1	 0.1%
Bicycle repairing		2	 0.2%
Boda Boda Rider		2	 0.2%
Boda Boda business		1	 0.1%

























File : GSEC12_2

h12q01: N01. Description of enterpirse

Value	Label	Cases	Percentage
Boda Boda rider		1	0.1%
Boda Boda riding		1	0.1%
Boda boda rider		6	0.5%
Bodaboda rider		2	0.2%
Border game ludo		1	0.1%
Brewing alcohol		6	0.5%
Brewing and SELLING alcohol		1	0.1%
Brewing and distillery		1	0.1%
Brewing beer		2	0.2%
Brewing local alcohol		6	0.5%
Brewing local alcohol at home		1	0.1%
Brewing local alcohol for sale		1	0.1%
Brewing local beer		2	0.2%
Brewing waragi		1	0.1%
Brick making		3	0.3%
Buying and Selling of Local Brew		1	0.1%
Buying and Selling of coffee		1	0.1%
Buying and selling Sweet Bananas		1	0.1%
Buying and selling banana for food		1	0.1%
Buying and selling of Agricultural Produce		1	0.1%
Buying and selling of Agricultural produce		2	0.2%
Buying and selling of produce		1	0.1%
CAR HIRE		1	0.1%
CARPENTRY		1	0.1%
CARPENTRY AND JOINARY		1	0.1%
CARPENTRY AND JOINERY		1	0.1%



























File : GSEC12_2

h12q01: N01. Description of enterprise

Value	Label	Cases	Percentage
CARPENTRY WORK		1	 0.1%
CARPENTRY WORK SHOP		2	 0.2%
CHAPATI MAKING		1	 0.1%
CHARCOAL BURNING		3	 0.3%
CHARCOAL SELLER		1	 0.1%
CHICKEN REARING		1	 0.1%
CHIPS MAKING		1	 0.1%
CLINIC AND DRUG SHOP		1	 0.1%
COFFEE TRADER		1	 0.1%
COOKING AND SELLING OF FOOD		1	 0.1%
CUTTING TREES FOR WOOD PRODUCTION		1	 0.1%
Carpentry		1	 0.1%
Carpentry		1	 0.1%
Carpentry and Joinery		1	 0.1%
Charcoal burning		1	 0.1%
Charcoal making		1	 0.1%
Collecting firewood for sale		1	 0.1%
Community Vetenary treating animals like cows and goats		1	 0.1%
Crushing stones for sale		1	 0.1%
DIRECTOR OF A PRIMARY SCHOOL		1	 0.1%
DISTILLING AND SALE OF WARAGI		1	 0.1%
DISTILLING LOCAL BEER		1	 0.1%
DISTILLING LOCAL BREW		1	 0.1%
DISTILLING WARAGI		2	 0.2%






















File : GSEC12_2

h12q01: N01. Description of enterpirse

Value	Label	Cases	Percentage
DRUG SHOP		2	 0.2%
DRUG SHOP AND STATIONERY		1	 0.1%
Distilling alcohol		1	 0.1%
Distilling alcohol		1	 0.1%
Distilling local WARAGI for sale		1	 0.1%
Distilling local alcohol		1	 0.1%
Distilling of local WARAGI		1	 0.1%
Drugshop		1	 0.1%
EGGS SELLING		1	 0.1%
EXPORTS VEGETABLES		1	 0.1%
FABRICATING METALS		1	 0.1%
FIREWOOD SELLER		2	 0.2%
FISH MONGER		1	 0.1%
FISH MONGERING		1	 0.1%
FISHER MAN		1	 0.1%
FISHING FOR SALE		1	 0.1%
FLOUR MILLING MACHINE.		1	 0.1%
FRAYING CASSAVA AND SELLING		1	 0.1%
FRESH FOOD STALL		1	 0.1%
Fast food preparation		1	 0.1%
Fish monger		1	 0.1%
Fishing		1	 0.1%
GENERAL HARD WARE		1	 0.1%
GRAFTING SEEDLINGS		1	 0.1%
GRINDING MACHINE BUSINESS		1	 0.1%
General retail shop with beverages		1	 0.1%



















File : GSEC12_2

h12q01: N01. Description of enterprise

Value	Label	Cases	Percentage
Grinding food stuffs like maize, Cassava		1	 0.1%
HAIR DRESSING		3	 0.3%
HAIRDRESSING		1	 0.1%
HARDWARE SELLING		1	 0.1%
HAVE A NURSERY BED FROM WHICH THEY SELL TREES		1	 0.1%
HOUSEHOLD BREWS AND SELLS OWN BREW		1	 0.1%
HOUSEHOLD HEAD COLLECTS FIREWOOD AND SELLS IT		1	 0.1%
HOUSEHOLD HEAD SELLS PETYCOATS		1	 0.1%
HOUSEHOLD SELLS OWN BURNT CHARCOAL		1	 0.1%
Hair Salon		1	 0.1%
Hairdressing and Styling		1	 0.1%
Hawking		1	 0.1%
Herbalist		1	 0.1%
KWETE SELLER		1	 0.1%
LAND TRANSPORTAT BY MOTORCYCLE		1	 0.1%
LORRY DRIVING		1	 0.1%
MAIZE		1	 0.1%
MAKER SYNTHETIC ROPES		1	 0.1%
MAKES AND SELLS WARAGI		1	 0.1%
MAKES FURNITURE		1	 0.1%
MAKES LOCAL BREW		1	 0.1%























File : GSEC12_2

h12q01: N01. Description of enterpirse

Value	Label	Cases	Percentage
MAKES PAPER BAGS		1	 0.1%
MAKES POPCORN		1	 0.1%
MAKING AND REPAIRING CLOTHES		1	 0.1%
MAKING AND SELLING CHAPATI		1	 0.1%
MAKING AND SELLING LOCAL BREW		2	 0.2%
MAKING AND SELLING OF LOCAL BREW		1	 0.1%
MAKING AND WEAVING BASKETS		1	 0.1%
MAKING BAGS FOR SALE		1	 0.1%
MAKING BASKETS		1	 0.1%
MAKING BASKETS FOR SELLING		1	 0.1%
MAKING BRICKS		2	 0.2%
MAKING CHAPATI		1	 0.1%
MAKING CHARCOAL FOR SALE		2	 0.2%
MAKING FURNITURE		2	 0.2%
MAKING FURNITURE FOR SALE		1	 0.1%
MAKING FURNITURE PRODUCTS		1	 0.1%
MAKING LOCAL BREW		2	 0.2%
MAKING LOCAL BREW FOR SALE		1	 0.1%
MAKING LOCAL BREWED ALCOHOL		7	 0.6%
MAKING MANDAZI		1	 0.1%























File : GSEC12_2

h12q01: N01. Description of enterprise

Value	Label	Cases	Percentage
MAKING MANDAZI FOR SALE		1	 0.1%
MAKING MATS		3	 0.3%
MAKING MATS FOR SALE		2	 0.2%
MAKING METALLIC DOORS AND WINDOWS		1	 0.1%
MAKING OF BAKERY PRODUCTS		1	 0.1%
MAKING OF BRICKS		1	 0.1%
MAKING PANCAKES FOR RETAIL SALE		1	 0.1%
MAKING PANCAKES FOR SALE		1	 0.1%
MAKING PAPYRUS MATS		1	 0.1%
MAKING PAPYRUS MATS FOR SALE		1	 0.1%
MAKING POTS		1	 0.1%
MAKING ROPES		1	 0.1%
MAKING SKIN MEAT		1	 0.1%
MAKING WARAGI		2	 0.2%
MANUFACTURING LOCAL BREW		1	 0.1%
MANUFACTURING OF BRICKS		1	 0.1%
MARKET SALES		1	 0.1%
MARKET TENDERING		1	 0.1%
MAT MAKING		1	 0.1%
MENDING CLOTHES		1	 0.1%
MENDING SHOES		1	 0.1%
METAL WELDING		1	 0.1%

File : GSEC12_2

h12q01: N01. Description of enterprise

Value	Label	Cases	Percentage
MINING GOLD		1	 0.1%
MOBILE MONEY		1	 0.1%
MOBILE MONEYBUSINE		1	 0.1%
MOBILE PHOTOGRAPHY		1	 0.1%
MOBILE RETAIL SELLER OF SECOND HAND CLOTHES		1	 0.1%
MOBILE SALE OF SECOND HAND CLOTHES		1	 0.1%
MOTOR CYCLE BUSINESS OF TRANSPORTING PEOPLE		2	 0.2%
MOTOR VEHICLE GARAGE		1	 0.1%
MOTOR VEHICLE REPAIRER		1	 0.1%
MOTORCYCLE BODA BODA SERVICES		1	 0.1%
MOTORCYCLE REPAIRER		1	 0.1%
MUNAFACTURING OF LOCAL ALCOHOL		1	 0.1%
Makes and sells crafts		1	 0.1%
Making Charcoal		1	 0.1%
Making Crafts		1	 0.1%
Making Local Brew		1	 0.1%
Making Local Brewed Alcohol		1	 0.1%
Making Vaseline		1	 0.1%
Making and Selling pancakes		1	 0.1%
Making and selling fried cassava chips		1	 0.1%
Making baskets		1	 0.1%
Making bricks for sale		1	 0.1%

File : GSEC12_2

h12q01: N01. Description of enterprise

Value	Label	Cases	Percentage
Making baskets		1	0.1%
Making clothes		1	0.1%
Making fishing traps		1	0.1%
Making fried Cassava for sale		1	0.1%
Making local beer		1	0.1%
Making local wine		1	0.1%
Making of local porridge		1	0.1%
Making pan cakes		1	0.1%
Making papyrus mats		1	0.1%
Making ropes		1	0.1%
Making ropes, selling		1	0.1%
Making waragi		1	0.1%
Making/ Weaving mats		1	0.1%
Manufacture of local brew		1	0.1%
Manufacturing Garments		1	0.1%
Manufacturing of building materials		1	0.1%
Manufacturing of waragi		1	0.1%
Manufacturing wine		1	0.1%
Market vendor		1	0.1%
Metal fabrications		1	0.1%
Mining and Selling Gold		1	0.1%
Mobile money		1	0.1%
Motor vehicle garage		1	0.1%
NURSERY AND PRIMARY SCHOOL		1	0.1%
NURSERY SCHOOL		1	0.1%
BUYING AND SELLING PETROL ON RETAIL SCALE		1	0.1%



















File : GSEC12_2

h12q01: N01. Description of enterpirse

Value	Label	Cases	Percentage
OFFERING TREATMENT TO PEOPLE		1	0.1%
OPERATES A RESTAURANT AT HOME		1	0.1%
OPERATES BODA BODA MOTORCYCLE		1	0.1%
OPERATING BUTCHER		1	0.1%
OPERATING A BAR		1	0.1%
OPERATING A BODA BODA		1	0.1%
OPERATING A BUTCHER		1	0.1%
OPERATING A DRUG SHOP		1	0.1%
OPERATING A HARDWARE SHOP		1	0.1%
OPERATING A MARKET STALL		1	0.1%
OPERATING A RETAIL SHOP		1	0.1%
OPERATING A RETAIL SHOP DEALING WITH GENERAL MERCHANDISE		1	0.1%
OPERATING A SALOON		1	0.1%
OPERATING A SEWING MACHINE		1	0.1%
OPERATING A STATIONARY SHOP		1	0.1%
OPERATING A SUPERMARKET		1	0.1%
OPERATING GRINDING MILL		1	0.1%
OPERATING PRODUCE SHOP		1	0.1%
OPERATING RETAIL SHOP		1	0.1%
OPERATING SHOP BUSINESS		1	0.1%























File : GSEC12_2

h12q01: N01. Description of enterpirse

Value	Label	Cases	Percentage
OWNS A BUSINESS THAT SELLS CHAPATI, SUMBUSA AND OTHER FRIES		1	 0.1%
OWNS A LODGE WHICH ALSO OPERATES A RESTAURANT		1	 0.1%
OWNS A RETAIL SHOP AND ALSO SELLS CLOTHES IN SAME SHOP		1	 0.1%
OWNS A SHOP		1	 0.1%
OWNS A SMALL FOOD STAND AT THE MARKET		1	 0.1%
OWNS AND DRIVES A BODABODA		1	 0.1%
OWNS AND OPERATES A BAR		1	 0.1%
OWNS AND OPERATES A PORK JOINT		1	 0.1%
OWNS AND OPERATES A PRODUCE STORE		1	 0.1%
OWNS AND RIDES A BODA BODA		2	 0.2%
OWNS AND RIDES A BODA BODA MOTORCYCLE		1	 0.1%
OWNS AND RIDES A MOTORCYCLE		1	 0.1%
Operates a bar		1	 0.1%
Operates a canteen		1	 0.1%
Operating a bar		1	 0.1%
Operating technical school		1	 0.1%
Owens a School		1	 0.1%
Owens transportation		1	 0.1%



















File : GSEC12_2

h12q01: N01. Description of enterprise

Value	Label	Cases	Percentage
of children to school			
PASSENGER TRANSPORT USING A BICYCLE		1	 0.1%
PHOTOGRAPHY SERVICES		1	 0.1%
PLANT TREES FOR SALE		1	 0.1%
PLUMBING		1	 0.1%
PRE-PRIMARY AND PRIMARY EDUCATION		1	 0.1%
PRE-PRIMARY SCHOOL		1	 0.1%
PRIMARY SCHOOL		1	 0.1%
PRODUCE BUYING		1	 0.1%
PRODUCE SELLING		1	 0.1%
PRODUCE CHARCOAL FOR SALE		1	 0.1%
Photography		1	 0.1%
Plaiting hair		1	 0.1%
Processing Maize to Grain		1	 0.1%
Produce seller		1	 0.1%
Produce traders		1	 0.1%
Produce trading		1	 0.1%
REAL ESTATE		1	 0.1%
RENTING OUT CHAIRS		1	 0.1%
REPAIR OF ELECTRONIC AND OTHER HOME APPLIANCES		1	 0.1%
REPAIRING BICYCLES		2	 0.2%
REPAIRING BICYCLES AND SELLING BICYCLE SPARE PARTS		1	 0.1%
REPAIRING BICYCLES AND SELLING SPARE PARTS		1	 0.1%

File : GSEC12_2

h12q01: N01. Description of enterprise

Value	Label	Cases	Percentage
REPAIRING BIVYCLES		1	 0.1%
REPAIRING CLOTHES		1	 0.1%
REPAIRING OF BICYCLES		1	 0.1%
REPAIRS SHOES AND SAUCEPANS		1	 0.1%
REPARING RADIOS		1	 0.1%
RESTAURANT		2	 0.2%
RESTAURANT SERVICES. (COOKS AND SELLS TEA AND FOOD)		1	 0.1%
RETAIL SALE OF ELECTRONIC EQUIPMENT		1	 0.1%
RETAIL DRUG SHOP		1	 0.1%
RETAIL MEAT BUCTHERY		1	 0.1%
RETAIL SALE OF AGRICULTURA FOODS		1	 0.1%
RETAIL SALE OF AGRICULTURA FOODS LIKE POTATOES		1	 0.1%
RETAIL SALE OF AGRICULTURA PRODUCE		2	 0.2%
RETAIL SALE OF BEVERAGES		1	 0.1%
RETAIL SALE OF BOGOYA		1	 0.1%
RETAIL SALE OF CHAPATI IN THE TRADING CENTER PLUS GENERAL MERCHANDISE		1	 0.1%
RETAIL SALE OF CHARCOAL		4	 0.4%
RETAIL SALE OF CLOTHES		2	 0.2%




















File : GSEC12_2

h12q01: N01. Description of enterpirse

Value	Label	Cases	Percentage
RETAIL SALE OF CLOTHES AND SHOES		1	0.1%
RETAIL SALE OF CLOTHING IN THE MARKET		1	0.1%
RETAIL SALE OF COOKED FOOD		2	0.2%
RETAIL SALE OF COSMETICS		1	0.1%
RETAIL SALE OF DOLLS		1	0.1%
RETAIL SALE OF DRUGS		1	0.1%
RETAIL SALE OF ELECTRICALS		1	0.1%
RETAIL SALE OF ELECTRONICS		1	0.1%
RETAIL SALE OF FIREWOOD		1	0.1%
RETAIL SALE OF FISH		1	0.1%
RETAIL SALE OF FISH MAW		1	0.1%
RETAIL SALE OF FOOD AND TOBBACO		1	0.1%
RETAIL SALE OF FOOD ITEMS ON A STALL		1	0.1%
RETAIL SALE OF FOOTWEAR		2	0.2%
RETAIL SALE OF FRESH FISH		1	0.1%
RETAIL SALE OF FRIED CASSAVA		1	0.1%
RETAIL SALE OF FRUITS		1	0.1%
RETAIL SALE OF FRUITS AND VEGETABLES		1	0.1%
RETAIL SALE OF GENERAL MERCHANDISE		18	1.6%
















File : GSEC12_2

h12q01: N01. Description of enterpirse

Value	Label	Cases	Percentage
RETAIL SALE OF GENERAL MERCHANDISE AND AIRTIME		1	 0.1%
RETAIL SALE OF GHEE		1	 0.1%
RETAIL SALE OF GLASSES		1	 0.1%
RETAIL SALE OF HENNA		1	 0.1%
RETAIL SALE OF HERBS		1	 0.1%
RETAIL SALE OF HUMAN DRUGS		3	 0.3%
RETAIL SALE OF JACK FRUIT		1	 0.1%
RETAIL SALE OF KIGERE		1	 0.1%
RETAIL SALE OF LIVE CHICKEN		1	 0.1%
RETAIL SALE OF LOCAL BREW AND BEER		1	 0.1%
RETAIL SALE OF LOCAL WARAGI MOGO AMOGA		1	 0.1%
RETAIL SALE OF MALWA		1	 0.1%
RETAIL SALE OF MANDAZI		2	 0.2%
RETAIL SALE OF MEAT		1	 0.1%
RETAIL SALE OF MOTORCYCLE SPARE PARTS		1	 0.1%
RETAIL SALE OF MOVIES AND PHONE CHARGER		1	 0.1%
RETAIL SALE OF MUKENE		2	 0.2%
RETAIL SALE OF PANCAKES		1	 0.1%
RETAIL SALE OF PAPYRUS MATS		1	 0.1%


















File : GSEC12_2

h12q01: N01. Description of enterpirse

Value	Label	Cases	Percentage
RETAIL SALE OF PORK ON A STALL		1	 0.1%
RETAIL SALE OF ROASTED GROUNDNUTS AND SOYA BEANS		1	 0.1%
RETAIL SALE OF SECOND HAND CLOTHES		2	 0.2%
RETAIL SALE OF SECOND HAND CLOTHES MAINLY CHILDREN AND WOMEN		1	 0.1%
RETAIL SALE OF SILVER FISH		1	 0.1%
RETAIL SALE OF SILVER FISH AND TOMATOES		1	 0.1%
RETAIL SALE OF SOLAR PANEL AND ELECTRICALS APPLIANCES		1	 0.1%
RETAIL SALE OF SOUR MILK (BONGO)		1	 0.1%
RETAIL SALE OF STATIONARY		2	 0.2%
RETAIL SALE OF SWEET BANANAS		1	 0.1%
RETAIL SALE OF TOMATOES		1	 0.1%
RETAIL SALE OF VEGETABLES		3	 0.3%
RETAIL SALE OF WARAGI		1	 0.1%
RETAIL SALE OF YAMS AND FRESH MAIZE		1	 0.1%
RETAIL SALES OF AGRICULTURA FOOD STUFF		1	 0.1%


















File : GSEC12_2

h12q01: N01. Description of enterprise

Value	Label	Cases	Percentage
RETAIL SALES OF GENERAL MERCHANDISE		1	 0.1%
RETAIL SELL OF CHARCOAL		1	 0.1%
RETAIL SELL OF CLOTHES		1	 0.1%
RETAIL SELL OF ELECTRONICS		1	 0.1%
RETAIL SELL OF FRESH PRODUCE		1	 0.1%
RETAIL SELL OF GENERAL MERCHANDISE		1	 0.1%
RETAIL SELL OF LOCAL BREW		1	 0.1%
RETAIL SELLING OF BEVERAGES		1	 0.1%
RETAIL SELLING OF CHARCOAL		1	 0.1%
RETAIL SELLING OF COFFEE		1	 0.1%
RETAIL SELLING OF FISH WITH STALL		1	 0.1%
RETAIL SELLING OF FRESH COW PEAS ON THE STREET		1	 0.1%
RETAIL SELLING OF GENERAL MERCHANDISE		1	 0.1%
RETAIL SELLING OF GENERAL MERCHANDISE ON A STALL		1	 0.1%
RETAIL SELLING OF MATOOKE		1	 0.1%
RETAIL SELLING OF MILLET FLOUR		1	 0.1%
RETAIL SELLING OF		1	 0.1%





















File : GSEC12_2

h12q01: N01. Description of enterprise

Value	Label	Cases	Percentage
WARAGI IN BAR			
RETAIL SHOP		13	 1.2%
RETAIL SHOP DEALING IN GENERAL MERCHANDISE		1	 0.1%
RETAIL SHOP FOR GENERAL MERCHANDISE		2	 0.2%
RETAIL SHOP OF GENERAL MERCHANDISE		1	 0.1%
RETAIL SHOP SELL GENERAL MERCHANDISE		1	 0.1%
RETAIL SHOP SELLER		1	 0.1%
RETAIL SHOP SELLING GENERAL MERCHANDISE		1	 0.1%
RETAIL TRADE IN GENERAL MERCHANDISE		1	 0.1%
RETAIL TRADE OF ANIMALS		1	 0.1%
RETAIL TRADE OF CHAPATI		1	 0.1%
RETAIL TRADE OF CHARCOAL		3	 0.3%
RETAIL TRADE OF FRESH FISH		1	 0.1%
RETAIL TRADE OF FRESH FISH		1	 0.1%
RETAIL TRADE OF FUEL (PETROL)		1	 0.1%
RETAIL TRADE OF GENERAL MERCHANDISE		1	 0.1%
RETAIL TRADE OF HARDWARE		1	 0.1%
RETAIL TRADE OF NEW SHOES		1	 0.1%























File : GSEC12_2

h12q01: N01. Description of enterprise

Value	Label	Cases	Percentage
RETAIL TRADE OF SECOND HAND CLOTHES		2	 0.2%
RETAIL TRADE OF SILVER FISH		1	 0.1%
RETAIL TRADE SELLER OF ASSORTED HOUSEHOLD ITEMS		1	 0.1%
RETAIL TRADE SELLER OF SILVER FISH		1	 0.1%
RIDING A MOTORCYCLE BODA BODA		1	 0.1%
RUNNING		1	 0.1%
RUNS A DRUG SHOP		1	 0.1%
Rearing layers		1	 0.1%
Repair of footwear		1	 0.1%
Repair of garments		1	 0.1%
Repair of household garments		1	 0.1%
Repairer of bicycles and motorcycles		1	 0.1%
Repairing bicycles at roadside		1	 0.1%
Restaurant		1	 0.1%
Retail Sale of Garments		1	 0.1%
Retail Sale of general merchandise		1	 0.1%
Retail sale of Charcoal		1	 0.1%
Retail sale of General merchandise		1	 0.1%
Retail sale of alcohol		1	 0.1%
Retail sale of alcohol		1	 0.1%





















File : GSEC12_2

h12q01: N01. Description of enterprise

Value	Label	Cases	Percentage
Retail sale of firewood		2	 0.2%
Retail sale of food		1	 0.1%
Retail sale of food via roadside		1	 0.1%
Retail sale of general merchandise		7	 0.6%
Retail sale of kerosene		1	 0.1%
Retail sale of motor vehicle spare parts		1	 0.1%
Retail sale of new clothing apparel		1	 0.1%
Retail sale of papyrus		1	 0.1%
Retail sale of second hand clothes and plastic shoes		1	 0.1%
Retail sale of timber		1	 0.1%
Retail sales of Bogoya		1	 0.1%
Retail sales of footwear		1	 0.1%
Retail sales of general merchandise		3	 0.3%
Retail shop		12	 1.1%
SALE OF ALCOHOLIC BEVERAGES		1	 0.1%
SALE OF BANANAS		1	 0.1%
SALE OF CLOTHES		1	 0.1%
SALE OF FOOD		1	 0.1%
SALE OF GOLD		1	 0.1%
SALE OF HUMAN DRUGS		2	 0.2%
SALE OF PRODUCE		1	 0.1%
SALE OF ROASTED FISH		1	 0.1%

File : GSEC12_2

h12q01: N01. Description of enterpirse

Value	Label	Cases	Percentage
SALE OF SMALL DUGGAR FISH (MUKENE)		1	 0.1%
SALON		1	 0.1%
SALOON		2	 0.2%
SALOON AND HAIR DRESSING		1	 0.1%
SALOON BUSSINESS		1	 0.1%
SALOON OPERATOR		1	 0.1%
SAWING CLOTHES		1	 0.1%
SECRETARIAL SERVICES		1	 0.1%
SELLER ASSORTED HOUSEHOLD ITEMS		1	 0.1%
SELLER DRY AND FRESH FISH		1	 0.1%
SELLER FOOD STUFFS		1	 0.1%
SELLER GENERAL MERCHANDISE		1	 0.1%
SELLER OF SCRAPS (USED METALS)		1	 0.1%
SELLER TOMATOES AND SILVER FISH		1	 0.1%
SELLING AGRICULTURE PRODUCE		1	 0.1%
SELLING OF BOILED EGGS		1	 0.1%
SELLING SECOND HAND CLOTHES		1	 0.1%
SELLING 2nd Hand clothes		1	 0.1%
SELLING AGRICULTURA PRODUCTS ON A STALL		1	 0.1%
SELLING AGRO INPUTS IN A SHOP		1	 0.1%

File : GSEC12_2

h12q01: N01. Description of enterprise

Value	Label	Cases	Percentage
SELLING AGRO VET INPUTS		1	0.1%
SELLING ALCOHOL		1	0.1%
SELLING ALCOHOLIC DRINKS IN THE TRADITIONAL MARKET		1	0.1%
SELLING AND INSTALLATION OF DSTV DISHES		1	0.1%
SELLING BEER		2	0.2%
SELLING BITENGES AND SECOND HAND CLOTHES		1	0.1%
SELLING BOILED EGGS		1	0.1%
SELLING CASSAVA CHIPS AND BOILED MAIZE GRAIN		1	0.1%
SELLING CHARCOAL		4	0.4%
SELLING CHARCOAL AT THE ROAD SIDE		1	0.1%
SELLING CHARCOAL ON RETAIL SCALE		1	0.1%
SELLING CLOTHES IN THE MARKET		1	0.1%
SELLING COLORED ICE		1	0.1%
SELLING COOKED FOOD ON OPEN MARKET DAYS		1	0.1%
SELLING DRINKS		1	0.1%
SELLING FIREWOOD		10	0.9%





















File : GSEC12_2

h12q01: N01. Description of enterprise

Value	Label	Cases	Percentage
SELLING FIREWOOD/ CHARCOAL		1	0.1%
SELLING FISH		1	0.1%
SELLING FOOD IN RESTAURANT		1	0.1%
SELLING FOOD ITEMS IN THE LOCAL MARKET		1	0.1%
SELLING FOOD ITEMS ON A STALL		1	0.1%
SELLING FOOD STUFF AND CHARCOAL		2	0.2%
SELLING FOOD STUFFS		1	0.1%
SELLING FOODSTUFF		2	0.2%
SELLING FRESH FOOD		1	0.1%
SELLING GENERAL MERCHANDISE		5	0.4%
SELLING GLASS		1	0.1%
SELLING GREEN PEPPER AT THE WEEKLY MARKET		1	0.1%
SELLING HUMAN DRUGS AND TREATING PATIENTS		1	0.1%
SELLING JACKFRUIT		1	0.1%
SELLING KWETE		1	0.1%
SELLING LIVE ANIMALS IN THE MARKET		1	0.1%
SELLING LOCAL BREW		3	0.3%
SELLING LOCAL BREW (WARAGI)		1	0.1%
SELLING LOCAL BREW FROM HOME		1	0.1%






















File : GSEC12_2

h12q01: N01. Description of enterpirse

Value	Label	Cases	Percentage
SELLING MANDAZI		2	 0.2%
SELLING MATOOKE		1	 0.1%
SELLING MUSHROOMS		1	 0.1%
SELLING MUSHROOMS AND VEGETABLES		1	 0.1%
SELLING NEW AND SECOND HAND SHOES		1	 0.1%
SELLING NEW CLOTHES		2	 0.2%
SELLING OF COWS		1	 0.1%
SELLING OF FEMALE SECOND HAND CLOTHES		1	 0.1%
SELLING OF KATOGO		1	 0.1%
SELLING OF LOCAL BREW IN A BAR		1	 0.1%
SELLING OF MEAT		1	 0.1%
SELLING OF PIPED WATER		1	 0.1%
SELLING OWN FIREWOOD AND CHARCOAL		1	 0.1%
SELLING PANCAKES		1	 0.1%
SELLING PANCAKES AT SCHOOL		1	 0.1%
SELLING PARAFIN		1	 0.1%
SELLING PORRIDGE IN THE MARKET		1	 0.1%
SELLING POSHO		1	 0.1%
SELLING PREPARED FOOD IN A RESTAURANT		1	 0.1%
SELLING SECOND HAND CLOTHES		2	 0.2%





























File : GSEC12_2

h12q01: N01. Description of enterprise

Value	Label	Cases	Percentage
SELLING SWEET BANANAS		1	 0.1%
SELLING TOBACCO POWDER		1	 0.1%
SELLING VEGETABLES		2	 0.2%
SELLING WARAGI		2	 0.2%
SELLING bamboo sticks		1	 0.1%
SELLING charcoal		1	 0.1%
SELLS FOOD IN A RESTAURANT		1	 0.1%
SELLS GENERAL MERCHANDISE		2	 0.2%
SELLS LOCAL BREW		2	 0.2%
SELLS MATOOKE		1	 0.1%
SELLS SILVER FISH		1	 0.1%
SELLS VEGETABLES		1	 0.1%
SEWING CLOTHES		1	 0.1%
SHE GATHERS FIREWOOD AND SELLS IT		1	 0.1%
SHE MAKES AND SELLS WARAGI		1	 0.1%
SHE SELLS COOKED FOOD AT THE ROADSIDE		1	 0.1%
SHOE REPAIRS		1	 0.1%
SOWS CLOTHES		1	 0.1%
STALL SELLER OF FRESH FOOD		1	 0.1%
STALL SELLING OF SECOND HAND SHOES		1	 0.1%
STONE QUARRYING		2	 0.2%


























File : GSEC12_2

h12q01: N01. Description of enterprise

Value	Label	Cases	Percentage
Sale of fresh foods		1	 0.1%
Sale of spare parts		1	 0.1%
Salon		1	 0.1%
Sand mining		1	 0.1%
Secretarial bureau		1	 0.1%
Sell foodstuff		1	 0.1%
Sell of electricals		1	 0.1%
Seller secondhand clothes		1	 0.1%
Selling Charcoal		1	 0.1%
Selling BANANAS		1	 0.1%
Selling Charcoal		1	 0.1%
Selling Fish		1	 0.1%
Selling Food		1	 0.1%
Selling Sweet bananas		1	 0.1%
Selling and buying of produce		1	 0.1%
Selling bananas		2	 0.2%
Selling beans		1	 0.1%
Selling cabbage and soda ash		1	 0.1%
Selling clothes		1	 0.1%
Selling cosmetics:Vaselin lotions		1	 0.1%
Selling firewood		1	 0.1%
Selling food and porridge		1	 0.1%
Selling food in restaurant		1	 0.1%
Selling food items at the roadside		1	 0.1%
Selling food items in the market		1	 0.1%
Selling food stuff		1	 0.1%
Selling foodstuffs		2	 0.2%
Selling foodstuffs in the trading center		1	 0.1%




























File : GSEC12_2

h12q01: N01. Description of enterprise

Value	Label	Cases	Percentage
Selling foodstuffs, Banana leaves		1	 0.1%
Selling general merchandise		2	 0.2%
Selling general merchandise in a shop		2	 0.2%
Selling gnut paste		1	 0.1%
Selling gnuts		1	 0.1%
Selling grains in the market		1	 0.1%
Selling human drugs		1	 0.1%
Selling local alcohol in markets		1	 0.1%
Selling local herbs		1	 0.1%
Selling mukene		1	 0.1%
Selling of Coffee husks		1	 0.1%
Selling of alcoholic and non-alcoholic drinks		1	 0.1%
Selling of fruits and vegetables and food		1	 0.1%
Selling of merchandise		1	 0.1%
Selling of pancakes		1	 0.1%
Selling of produce		2	 0.2%
Selling of snacks		1	 0.1%
Selling of waragi		1	 0.1%
Selling pancakes		1	 0.1%
Selling produce		2	 0.2%
Selling second hand clothes in the market		1	 0.1%
Selling small fish		1	 0.1%
Selling soap, salt, sugar		1	 0.1%
Selling somosa at roadside		1	 0.1%
Selling tomatoes and sorghum		1	 0.1%

File : GSEC12_2

h12q01: N01. Description of enterpirse

Value	Label	Cases	Percentage
Selling vegetables		1	 0.1%
Sells Sodas on retail		1	 0.1%
Sells Tomatoes and cabbage		1	 0.1%
Sells foodstuffs in front of home		1	 0.1%
Sells local brew		1	 0.1%
Sells local brew, Soft drinks and beer		1	 0.1%
Sells tomatoes, cabbage, onions in market		1	 0.1%
Sells tomatoes, onions, cabbage and greens		1	 0.1%
Sells vegetables		1	 0.1%
Sewing clothes		1	 0.1%
Shop		2	 0.2%
Sold silver fish		1	 0.1%
Special hire driver		1	 0.1%
Stone Quarrying		1	 0.1%
Stone quarrying		2	 0.2%
Street food seller		2	 0.2%
TAILOR		1	 0.1%
TAILOR SHOP		1	 0.1%
TAILORING		4	 0.4%
TAILORING (REPAIRING CLOTHES)		1	 0.1%
TAILORING / MENDING CLOTHES		1	 0.1%
TAILORING AND DESIGN		1	 0.1%
TAILORING OF CLOTHES		1	 0.1%
TAILORING SERVICES		1	 0.1%
TAILORING SERVICES FOR ONLY NEW CLOTHES		1	 0.1%
TAILORING SHOP		1	 0.1%
TELECASTING MOVIES AND SPORTS		1	 0.1%






















File : GSEC12_2

h12q01: N01. Description of enterprise

Value	Label	Cases	Percentage
THE HOUSEHOLD GETS RENTED FROM ITS OWN RENTAL UNITS		1	 0.1%
THE HOUSEHOLD A RESTAURANT		1	 0.1%
THE HOUSEHOLD MAKES LOCAL BREW FOR SALE		1	 0.1%
THE HOUSEHOLD OPERATES A SMALL RETAIL SHOP IN THE TRADING CENTER		1	 0.1%
THE HOUSEHOLD OPERATES ITS OWN CLINIC BY THE ROADSIDE		1	 0.1%
THE HOUSEHOLD RUNS A GRINDING MILL		1	 0.1%
THE HOUSEHOLD RUNS A VEGETABLE STALL ON THE ROADSIDE		1	 0.1%
THE HOUSEHOLD SELLS OWN FIREWOOD		1	 0.1%
THEY CUT SISAL FROM THE BUSH AND MAKE ROPES WITH IT		1	 0.1%
TRADE OF TOBBACO		1	 0.1%
TRADING IN AGRICULTURE PRODUCE		1	 0.1%
TRADING OF VEGETABLES		1	 0.1%


















File : GSEC12_2

h12q01: N01. Description of enterpirse

Value	Label	Cases	Percentage
TRADITIONAL HEALER		2	 0.2%
TRADITIONAL HEALING		2	 0.2%
TRADITIONAL HEALING PRACTICES		1	 0.1%
TRADITIONAL HERBALIST		2	 0.2%
TRANSPORT		1	 0.1%
TRANSPORTING BUILDING MATERIALS AND OTHER GOODS		1	 0.1%
TRANSPORTING PASSENGERS		1	 0.1%
TRANSPORTING PASSENGERS AND GOODS		2	 0.2%
TRANSPORTING PASSENGERS AND GOODS ON A MOTORCYCLE		2	 0.2%
TRANSPORTING PASSENGERS ON MOTORCYCLE FOR PAY		1	 0.1%
TRANSPORTING PEOPLE AND LUGGAGE USING A MOTORCYCLE		1	 0.1%
TRANSPORTING SUGARCANE		1	 0.1%
TRIMMING HAIR IN A SALON		1	 0.1%
Tailor		1	 0.1%
Tailoring		4	 0.4%
Tailoring of clothes		1	 0.1%
Takes photographs		1	 0.1%
Trading in hides		1	 0.1%
Traditional healer		2	 0.2%
Transportation		1	 0.1%
Transporting of passengers		1	 0.1%

File : GSEC12_2

h12q01: N01. Description of enterprise

Value	Label	Cases	Percentage
UYING AND SELLING ORANGES		1	 0.1%
VEHICLE TRANSPORTAT GOODS		1	 0.1%
VENDING FISH IN THE LOCAL MARKET		1	 0.1%
WARAGI DISTILLER		2	 0.2%
WASHING BAY		1	 0.1%
WEAVING BASKETS		1	 0.1%
WEAVING BASKETS, MATS		1	 0.1%
WEAVING FISHING BASKETS		1	 0.1%
WEAVING MATS		4	 0.4%
WEAVING MATS FOR SALE		1	 0.1%
WELDING WORKSHOP		1	 0.1%
WHOLE SALE OF AGRICULTURA PRODUCE ESPECIALLY MAIZE		1	 0.1%
WHOLE SALE OF AGRICULTURA PRODUCE		1	 0.1%
WHOLE SALE OF CHARCOAL		1	 0.1%
WHOLE SALE OF SCRAP (BOTH METAL AND PLASTIC)		1	 0.1%
WHOLE SELLING OF AGRICULTURA PRODUCE		1	 0.1%
WHOLE SELLING OF AGRICULTURA PRODUCE LIKE COFFEE		1	 0.1%

File : GSEC12_2

h12q01: N01. Description of enterprise

Value	Label	Cases	Percentage
WHOLESALE AND RETAIL SALE OF CHARCOAL		1	0.1%
WHOLESALE AND RETAIL SALE OF GENERAL MERCHANDISE		1	0.1%
WHOLESALE OF AGRICULTURAL PRODUCE		8	0.7%
WHOLESALE OF AGRICULTURE PRODUCE		1	0.1%
WHOLESALE OF BANANA LEAVES IN A MARKET		1	0.1%
WHOLESALE OF CABBAGES		1	0.1%
WHOLESALE OF CHARCOAL		1	0.1%
WHOLESALE OF FISH		1	0.1%
WHOLESALE OF MAIZE FLOUR PRODUCE		1	0.1%
WHOLESALE OF PEODUCE		1	0.1%
WHOLESALE OF TIMBER		1	0.1%
WHOLESALE OF TOMATOES		1	0.1%
WHOLESALE/ RETAIL SALE OF SILVER FISH (MUKENE)		1	0.1%
Weaving Baskets		1	0.1%
Weaving and making baskets		1	0.1%
Weaving baskets		1	0.1%
Weaving mats		1	0.1%
Wholesale of agricultural produce		2	0.2%





























File : GSEC12_2

h12q01: N01. Description of enterprise

Value	Label	Cases	Percentage
Wholesale of fishing equipments		1	0.1%
Wholesale of perennial crops		1	0.1%
bicycle repairer		1	0.1%
blacksmith		1	0.1%
boda		1	0.1%
boda boda		2	0.2%
boda boda rider		4	0.4%
bodaboda rider		3	0.3%
brewing alcohol		7	0.6%
brewing and distilling alcohol		1	0.1%
brewing local WARAGI		1	0.1%
brewing local waragi		2	0.2%
brewing malwa		1	0.1%
buying and selling fish		1	0.1%
buying and selling of cattle		1	0.1%
buying and selling of coffee		1	0.1%
buys maize and makes yeast		1	0.1%
clinic		1	0.1%
coffee trading		1	0.1%
computer repairing		1	0.1%
distilling local WARAGI		2	0.2%
distilling local waragi		1	0.1%
drug shop		1	0.1%
forestry		1	0.1%
frying eats		2	0.2%
grinding and selling odii		1	0.1%
grinding mill		1	0.1%
hair dressing		1	0.1%
hair salon		1	0.1%
hardware shop		1	0.1%
key cutter		1	0.1%
lodge		1	0.1%
makes and sells alcohol		1	0.1%



























File : GSEC12_2

h12q01: N01. Description of enterprise

Value	Label	Cases	Percentage
makes pots for sale		1	 0.1%
making alcohol		1	 0.1%
making and selling bricks		1	 0.1%
making and selling ghee		1	 0.1%
making bricks		1	 0.1%
making chairs, beds and tables		1	 0.1%
making chapati		2	 0.2%
making chapatis		1	 0.1%
making charcoal		1	 0.1%
making crafts		1	 0.1%
making doughnuts and samosas		1	 0.1%
making furniture		1	 0.1%
making half cakes for sale		1	 0.1%
making local brew		4	 0.4%
making mats		3	 0.3%
making mats from Palm leaves		1	 0.1%
making papyrus mats and ropes for sale		1	 0.1%
making winower for sale		1	 0.1%
making yeast		1	 0.1%
motorcycle and bicycles repairer		1	 0.1%
motorcycle mechanic		1	 0.1%
music studio		1	 0.1%
operates a chapati stall		1	 0.1%
operates a cosmetics shop		1	 0.1%
operates a maternity home		1	 0.1%
operates a restaurant		1	 0.1%
operates groundnut hand grinding machine		1	 0.1%
operating a bar business		1	 0.1%





























File : GSEC12_2

h12q01: N01. Description of enterpirse

Value	Label	Cases	Percentage
operating a nursery school		1	 0.1%
operating a retail shop		1	 0.1%
operating a shop		1	 0.1%
owner video hall		1	 0.1%
owns and rides a bodaboda		1	 0.1%
owns bodaboda		1	 0.1%
owns bricks made for sale		1	 0.1%
owns trucks for transportation of sand		1	 0.1%
phone charging		1	 0.1%
repairing		1	 0.1%
repairing bicycles		1	 0.1%
repairs fridges		1	 0.1%
repairs spraying pumps		1	 0.1%
restaurant selling food and juices		1	 0.1%
retail sale of food		1	 0.1%
retail sale of agricultural produce		1	 0.1%
retail sale of alcohol		1	 0.1%
retail sale of alcoholic drinks		1	 0.1%
retail sale of beer		1	 0.1%
retail sale of beverages and vegetables		1	 0.1%
retail sale of charcoal		1	 0.1%
retail sale of fish		1	 0.1%
retail sale of food spices		1	 0.1%
retail sale of foods and tomatoes		1	 0.1%
retail sale of fruits and vegetables		1	 0.1%
retail sale of general merchandise		5	 0.4%

File : GSEC12_2

h12q01: N01. Description of enterprise

Value	Label	Cases	Percentage
retail sale of matooke		1	 0.1%
retail sale of new clothes		1	 0.1%
retail sale of pancakes		1	 0.1%
retail sale of raw food		1	 0.1%
retail sale of roasted maize		1	 0.1%
retail sale of snacks		2	 0.2%
retail sale of vegetables		2	 0.2%
retail sale second hand clothes		1	 0.1%
retail sales of general merchandise		1	 0.1%
retail shop		6	 0.5%
retail trader		1	 0.1%
riding a bodaboda		1	 0.1%
sale of charcoal		1	 0.1%
sale of soft Drinks and Beverages		1	 0.1%
sale of tea with snacks		1	 0.1%
sales confectionery		1	 0.1%
sales of new Clothes		1	 0.1%
salon business		1	 0.1%
sawing and mending clothes		1	 0.1%
seller silver fish and dry beans		1	 0.1%
selling alcohol		2	 0.2%
selling alcoholic drinks		1	 0.1%
selling anyoya		1	 0.1%
selling beans in local market		1	 0.1%
selling beans in the market		1	 0.1%
selling cassava chips		1	 0.1%
selling char		1	 0.1%
selling clothes		1	 0.1%






File : GSEC12_2

h12q01: N01. Description of enterpirse

Value	Label	Cases	Percentage
selling clothes and shoes		1	0.1%
selling eats in school canteen		1	0.1%
selling firewood		1	0.1%
selling food in the market		1	0.1%
selling food items in the market		1	0.1%
selling food items in theshop		1	0.1%
selling food stuff in the market		2	0.2%
selling foodstuffs		1	0.1%
selling kwete		1	0.1%
selling matooke		1	0.1%
selling milk		1	0.1%
selling of second hand clothes		1	0.1%
selling of tap water		1	0.1%
selling pork		1	0.1%
selling secondhand clothes		1	0.1%
selling sweet bananas		1	0.1%
selling timber		1	0.1%
selling unprocessed tobacco		1	0.1%
selling vegetables		1	0.1%
selling vegetables on mobile basis		1	0.1%
selling waragi		2	0.2%
sells headscarf and shariati		1	0.1%
sewing and selling clothes		1	0.1%
sewing clothes		1	0.1%
shoe repairer		1	0.1%
stationary		1	0.1%
stone quarry		1	0.1%
tailor		2	0.2%
taxi driving		1	0.1%
transportation		1	0.1%

File : GSEC12_2

h12q01: N01. Description of enterprise

Value	Label	Cases	Percentage
transporting passengers on the lake		1	 0.1%
treating people using local herbs		1	 0.1%
vending sweet bananas		1	 0.1%
washing cars		1	 0.1%
water vendor		1	 0.1%
weaving and selling mats		1	 0.1%
weaving of baskets		1	 0.1%
wholesale and retail trading		1	 0.1%
wholesale of firewood		1	 0.1%
wholesale of fresh fish		1	 0.1%
wholesale of timber		1	 0.1%

Warning: these figures indicate the number of cases found in the data file. They cannot be interpreted as summary statistics of the population of interest.

h12q01_1: N01_1. Sector of main activity

Information		[Type= discrete] [Format=numeric] [Range= 1-5] [Missing=*]	
Statistics [NW/ W]		[Valid=1125 /-] [Invalid=352 /-]	
Value	Label	Cases	Percentage
1	Manufacturing, mining & quarrying	257	<div><div></div></div> 22.8%
2	Trade & Services	775	<div><div></div></div> 68.9%
3	Hotels, Bars & restaurants	61	<div><div></div></div> 5.4%
4	Forestry	22	<div><div></div></div> 2.0%
5	Agriculture	10	<div><div></div></div> 0.9%
Sysmiss		352	

Warning: these figures indicate the number of cases found in the data file. They cannot be interpreted as summary statistics of the population of interest.

h12q02_oneDigit: N02. Industry code - One digit ISIC code

Information	[Type= discrete] [Format=numeric] [Range= 11111-211111] [Missing=*]		
Statistics [NW/ W]	[Valid=1124 /-] [Invalid=353 /-]		
Value	Label	Cases	Percentage
11111	Agriculture, forestry and fishing	37	<div><div></div></div> 3.3%
21111	Mining and quarrying	12	<div><div></div></div> 1.1%
31111	Manufacturing	265	<div><div></div></div> 23.6%
41111	Electricity, gas, steam and air conditioning supply	0	
51111	Water supply; sewerage, waste management and remediation act	0	
61111	Construction	1	<div><div></div></div> 0.1%
71111	Wholesale and retail trade; repair of motor vehicles and mot	551	<div><div></div></div> 49.0%
81111	Transportation and storage	94	<div><div></div></div> 8.4%

File : GSEC12_2

h12q02_oneDigit: N02. Industry code - One digit ISIC code

Value	Label	Cases	Percentage
91111	Accommodation and food service activities	52	4.6%
101111	Information and communication	4	0.4%
111111	Financial and insurance activitie	2	0.2%
121111	Real estate activities	2	0.2%
131111	Professional, scientific and technical activities	3	0.3%
141111	Administrative and support service activities	2	0.2%
151111	Public administration and defence; compulsory social securit	0	
161111	Education	9	0.8%
171111	Human health and social work activities	14	1.2%
181111	Arts, entertainment and recreation	6	0.5%
191111	Other service activities	69	6.1%
201111	Activities of households as employers; undifferentiated good	1	0.1%
211111	Activities of extraterritorial organizations and bodies	0	
Sysmiss		353	

Warning: these figures indicate the number of cases found in the data file. They cannot be interpreted as summary statistics of the population of interest.

h12q02_twoDigit: N02. Industry code - Two digit ISIC code

Information	[Type= discrete] [Format=numeric] [Range= 1-99] [Missing=*]
Statistics [NW/ W]	[Valid=1124 /-] [Invalid=353 /-]

Value	Label	Cases	Percentage
1	Crop and animal production, hunting and related service acti	4	0.4%
2	Forestry and logging	29	2.6%
3	Fishing and aquaculture	4	0.4%
5	Mining of coal and lignite	1	0.1%
6	Extraction of crude petroleum and natural gas	0	
7	Mining of metal ores	1	0.1%
8	Other mining and quarrying	10	0.9%
9	Mining support service activities	0	
10	Manufacture of food products	29	2.6%
11	Manufacture of beverages	118	10.5%
12	Manufacture of tobacco products	0	
13	Manufacture of textiles	16	1.4%
14	Manufacture of wearing apparel	15	1.3%
15	Manufacture of leather and related products	2	0.2%
16	Manufacture of wood and of products of wood and cork, except	39	3.5%
17	Manufacture of paper and paper products	2	0.2%
18	Printing and reproduction of recorded media	0	
19	Manufacture of coke and refined petroleum products	2	0.2%
20	Manufacture of chemicals and chemical products	7	0.6%
21	Manufacture of basic pharmaceutical products and pharmaceuti	1	0.1%
22	Manufacture of rubber and plastics products	0	
23	Manufacture of other non-metallic mineral products	6	0.5%
24	Manufacture of basic metals	1	0.1%
25	Manufacture of fabricated metal products, except machinery a	8	0.7%

File : GSEC12_2

h12q02_twoDigit: N02. Industry code - Two digit ISIC code

Value	Label	Cases	Percentage
26	Manufacture of computer, electronic and optical products	0	
27	Manufacture of electrical equipment	0	
28	Manufacture of machinery and equipment n.e.c.	1	0.1%
29	Manufacture of motor vehicles, trailers and semi-trailers	0	
30	Manufacture of other transport equipment	1	0.1%
31	Manufacture of furniture	2	0.2%
32	Other manufacturing	14	1.2%
33	Repair and installation of machinery and equipment	1	0.1%
35	Electricity, gas, steam and air conditioning supply	0	
36	Water collection, treatment and supply	0	
37	Sewerage	0	
38	Waste collection, treatment and disposal activities; materia	0	
39	Remediation activities and other waste management services	0	
41	Construction of buildings	0	
42	Civil engineering	0	
43	Specialized construction activities	1	0.1%
45	Wholesale and retail trade and repair of motor vehicles and	13	1.2%
46	Wholesale trade, except of motor vehicles and motorcycles	63	5.6%
47	Retail trade, except of motor vehicles and motorcycles	475	42.3%
49	Land transport and transport via pipelines	93	8.3%
50	Water transport	1	0.1%
51	Air transport	0	
52	Warehousing and support activities for transportation	0	
53	Postal and courier activities	0	
55	Accommodation	2	0.2%
56	Food and beverage service activities	50	4.4%
58	Publishing activities	2	0.2%
59	Motion picture, video and television programme production, s	2	0.2%
60	Programming and broadcasting activities	0	
61	Telecommunications	0	
62	Computer programming, consultancy and related activities	0	
63	Information service activities	0	
64	Financial service activities, except insurance and pension f	2	0.2%
65	Insurance, reinsurance and pension funding, except compulsor	0	
66	Activities auxiliary to financial service and insurance acti	0	
68	Real estate activities	2	0.2%
69	Legal and accounting activities	0	
70	Activities of head offices; management consultancy activitie	0	
71	Architectural and engineering activities; technical testing	0	
72	Scientific research and development	0	
73	Advertising and market research	0	
74	Other professional, scientific and technical activities	2	0.2%
75	Veterinary activities	1	0.1%

File : GSEC12_2

h12q02_twoDigit: N02. Industry code - Two digit ISIC code

Value	Label	Cases	Percentage
77	Rental and leasing activities	1	0.1%
78	Employment activities	0	
79	Travel agency, tour operator, reservation service and relate	0	
80	Security and investigation activities	0	
81	Services to buildings and landscape activities	0	
82	Office administrative, office support and other business sup	1	0.1%
84	Public administration and defence; compulsory social securit	0	
85	Education	9	0.8%
86	Human health activities	13	1.2%
87	Residential care activities	1	0.1%
88	Social work activities without accommodation	0	
90	Creative, arts and entertainment activities	5	0.4%
91	Libraries, archives, museums and other cultural activities	0	
92	Gambling and betting activities	0	
93	Sports activities and amusement and recreation activities	1	0.1%
94	Activities of membership organizations	0	
95	Repair of computers and personal and household goods	16	1.4%
96	Other personal service activities	53	4.7%
97	Activities of households as employers of domestic personnel	0	
98	Undifferentiated goods- and services-producing activities of	1	0.1%
99	Activities of extraterritorial organizations and bodies	0	
Sysmiss		353	

Warning: these figures indicate the number of cases found in the data file. They cannot be interpreted as summary statistics of the population of interest.

h12q02_threeDigit: N02. Industry code - Three digit ISIC code

Information	[Type= discrete] [Format=numeric] [Range= 101-990222] [Missing=*]		
Statistics [NW/ W]	[Valid=1124 /-] [Invalid=353 /-]		
Value	Label	Cases	Percentage
101	Processing and preserving of meat	1	0.1%
102	Processing and preserving of fish, crustaceans and molluscs	0	
103	Processing and preserving of fruit and vegetables	0	
104	Manufacture of vegetable and animal oils and fats	0	
105	Manufacture of dairy products	1	0.1%
106	Manufacture of grain mill products, starches and starch prod	11	1.0%
107	Manufacture of other food products	16	1.4%
108	Manufacture of prepared animal feeds	0	
110	Manufacture of beverages	118	10.5%
120	Manufacture of tobacco products	0	
131	Spinning, weaving and finishing of textiles	7	0.6%
139	Manufacture of other textiles	9	0.8%
151	Tanning and dressing of leather; manufacture of luggage, han	2	0.2%
152	Manufacture of footwear	0	
181	Printing and service activities related to printing	0	
182	Reproduction of recorded media	0	

File : GSEC12_2

h12q02_threeDigit: N02. Industry code - Three digit ISIC code

Value	Label	Cases	Percentage
191	Manufacture of coke oven products	1	0.1%
192	Manufacture of refined petroleum products	1	0.1%
201	Manufacture of basic chemicals, fertilizers and nitrogen com	0	
202	Manufacture of other chemical products	0	
203	Manufacture of man-made fibres	7	0.6%
221	Manufacture of rubber products	0	
222	Manufacture of plastics products	0	
231	Manufacture of glass and glass products	0	
239	Manufacture of non-metallic mineral products n.e.c.	6	0.5%
241	Manufacture of basic iron and steel	1	0.1%
242	Manufacture of basic precious and other non-ferrous metals	0	
243	Casting of metals	0	
251	Manufacture of structural metal products, tanks, reservoirs	2	0.2%
252	Manufacture of weapons and ammunition	0	
259	Manufacture of other fabricated metal products; metalworking	6	0.5%
261	Manufacture of electronic components and boards	0	
262	Manufacture of computers and peripheral equipment	0	
263	Manufacture of communication equipment	0	
264	Manufacture of consumer electronics	0	
265	Manufacture of measuring, testing, navigating and control eq	0	
266	Manufacture of irradiation, electromedical and electrotherap	0	
267	Manufacture of optical instruments and photographic equipmen	0	
268	Manufacture of magnetic and optical media	0	
271	Manufacture of electric motors, generators, transformers and	0	
272	Manufacture of batteries and accumulators	0	
273	Manufacture of wiring and wiring devices	0	
274	Manufacture of electric lighting equipment	0	
275	Manufacture of domestic appliances	0	
279	Manufacture of other electrical equipment	0	
281	Manufacture of general-purpose machinery	1	0.1%
282	Manufacture of special-purpose machinery	0	
291	Manufacture of motor vehicles	0	
292	Manufacture of bodies (coachwork) for motor vehicles; manufa	0	
293	Manufacture of parts and accessories for motor vehicles	0	
301	Building of ships and boats	0	
302	Manufacture of railway locomotives and rolling stock	0	
303	Manufacture of air and spacecraft and related machinery	0	
304	Manufacture of military fighting vehicles	0	
309	Manufacture of transport equipment n.e.c.	1	0.1%
310	Manufacture of furniture	2	0.2%
323	Manufacture of sports goods	0	
324	Manufacture of games and toys	0	
325	Manufacture of medical and dental instruments and supplies	0	

File : GSEC12_2

h12q02_threeDigit: N02. Industry code - Three digit ISIC code

Value	Label	Cases	Percentage
329	Other manufacturing n.e.c.	14	1.2%
331	Repair of fabricated metal products, machinery and equipment	1	0.1%
332	Installation of industrial machinery and equipment	0	
351	Electric power generation, transmission and distribution	0	
352	Manufacture of gas; distribution of gaseous fuels through ma	0	
353	Steam and air conditioning supply	0	
360	Water collection, treatment and supply	0	
370	Sewerage	0	
381	Waste collection	0	
382	Waste treatment and disposal	0	
383	Materials recovery	0	
390	Remediation activities and other waste management services	0	
410	Construction of buildings	0	
421	Construction of roads and railways	0	
422	Construction of utility projects	0	
429	Construction of other civil engineering projects	0	
431	Demolition and site preparation	0	
432	Electrical, plumbing and other construction installation act	1	0.1%
433	Building completion and finishing	0	
439	Other specialized construction activities	0	
451	Sale of motor vehicles	0	
452	Maintenance and repair of motor vehicles	3	0.3%
453	Sale of motor vehicle parts and accessories	2	0.2%
454	Sale, maintenance and repair of motorcycles and related part	8	0.7%
461	Wholesale on a fee or contract basis	0	
462	Wholesale of agricultural raw materials and live animals	33	2.9%
463	Wholesale of food, beverages and tobacco	16	1.4%
464	Wholesale of household goods	3	0.3%
465	Wholesale of machinery, equipment and supplies	1	0.1%
466	Other specialized wholesale	6	0.5%
469	Non-specialized wholesale trade	4	0.4%
471	Retail sale in non-specialized stores	88	7.8%
472	Retail sale of food, beverages and tobacco in specialized st	67	6.0%
473	Retail sale of automotive fuel in specialized stores	0	
474	Retail sale of information and communications equipment in s	0	
475	Retail sale of other household equipment in specialized stor	8	0.7%
476	Retail sale of cultural and recreation goods in specialized	0	
477	Retail sale of other goods in specialized stores	63	5.6%
478	Retail sale via stalls and markets	140	12.5%
479	Retail trade not in stores, stalls or markets	109	9.7%
491	Transport via railways	0	
492	Other land transport	93	8.3%
493	Transport via pipeline	0	

File : GSEC12_2

h12q02_threeDigit: N02. Industry code - Three digit ISIC code

Value	Label	Cases	Percentage
501	Sea and coastal water transport	0	
502	Inland water transport	1	0.1%
511	Passenger air transport	0	
512	Freight air transport	0	
521	Warehousing and storage	0	
522	Support activities for transportation	0	
531	Postal activities	0	
532	Courier activities	0	
551	Short term accommodation activities	2	0.2%
552	Camping grounds, recreational vehicle parks and trailer park	0	
559	Other accommodation	0	
561	Restaurants and mobile food service activities	25	2.2%
562	Event catering and other food service activities	2	0.2%
563	Beverage serving activities	23	2.0%
581	Publishing of books, periodicals and other publishing activi	2	0.2%
582	Software publishing	0	
591	Motion picture, video and television programme activities	2	0.2%
592	Sound recording and music publishing activities	0	
601	Radio broadcasting	0	
602	Television programming and broadcasting activities	0	
611	Wired telecommunications activities	0	
612	Wireless telecommunications activities	0	
613	Satellite telecommunications activities	0	
619	Other telecommunications activities	0	
631	Data processing, hosting and related activities; web portals	0	
639	Other information service activities	0	
641	Monetary intermediation	0	
642	Activities of holding companies	0	
643	Trusts, funds and similar financial entities	0	
649	Other financial service activities, except insurance and pen	2	0.2%
651	Insurance	0	
652	Reinsurance	0	
653	Pension funding	0	
661	Activities auxiliary to financial service activities, except	0	
662	Activities auxiliary to insurance and pension funding	0	
663	Fund management activities	0	
681	Real estate activities with own or leased property	1	0.1%
682	Real estate activities on a fee or contract basis	1	0.1%
691	Legal activities	0	
692	Accounting, bookkeeping and auditing activities; tax consult	0	
701	Activities of head offices	0	
702	Management consultancy activities	0	
711	Architectural and engineering activities and related technic	0	

File : GSEC12_2

h12q02_threeDigit: N02. Industry code - Three digit ISIC code

Value	Label	Cases	Percentage
712	Technical testing and analysis	0	
722	Research and experimental development on social sciences and	0	
731	Advertising	0	
732	Market research and public opinion polling	0	
741	Specialized design activities	0	
742	Photographic activities	1	0.1%
749	Other professional, scientific and technical activities n.e.	1	0.1%
750	Veterinary activities	1	0.1%
771	Renting and leasing of motor vehicles	0	
772	Renting and leasing of personal and household goods	1	0.1%
773	Renting and leasing of other machinery, equipment and tangib	0	
774	Leasing of intellectual property and similar products, excep	0	
781	Activities of employment placement agencies	0	
782	Temporary employment agency activities	0	
783	Other human resources provision	0	
791	Travel agency and tour operator activities	0	
799	Other reservation service and related activities	0	
801	Private security activities	0	
802	Security systems service activities	0	
803	Investigation activities	0	
811	Combined facilities support activities	0	
812	Cleaning activities	0	
813	Landscape care and maintenance service activities	0	
821	Office administrative and support activities	1	0.1%
822	Activities of call centres	0	
823	Organization of conventions and trade shows	0	
829	Business support service activities n.e.c.	0	
841	Administration of the State and the economic and social poli	0	
842	Provision of services to the community as a whole	0	
843	Compulsory social security activities	0	
851	Pre-primary and primary education	8	0.7%
852	Secondary education	0	
853	Higher education	0	
854	Other education	1	0.1%
855	Educational support activities	0	
861	Hospital activities	1	0.1%
862	Medical and dental practice activities	4	0.4%
869	Other human health activities	8	0.7%
871	Residential nursing care facilities	0	
872	Residential care activities for mental retardation, mental h	0	
873	Residential care activities for the elderly and disabled	0	
879	Other residential care activities	1	0.1%
881	Social work activities without accommodation for the elderly	0	

File : GSEC12_2

h12q02_threeDigit: N02. Industry code - Three digit ISIC code

Value	Label	Cases	Percentage
889	Other social work activities without accommodation	0	
900	Creative, arts and entertainment activities	5	0.4%
920	Gambling and betting activities	0	
931	Sports activities	0	
932	Other amusement and recreation activities	1	0.1%
941	Activities of business, employers and professional membershi	0	
942	Activities of trade unions	0	
949	Activities of other membership organizations	0	
951	Repair of computers and communication equipment	1	0.1%
952	Repair of personal and household goods	15	1.3%
960	Other personal service activities	53	4.7%
970	Activities of households as employers of domestic personnel	0	
981	Undifferentiated goods-producing activities of private house	0	
982	Undifferentiated service-producing activities of private hou	1	0.1%
11222	Growing of non-perennial crops	1	0.1%
12222	Growing of perennial crops	0	
13222	Plant propagation	1	0.1%
14222	Animal production	2	0.2%
15222	Mixed farming	0	
16222	Support activities to agriculture and post-harvest crop acti	0	
17222	Hunting, trapping and related service activities	0	
21222	Silviculture and other forestry activities	10	0.9%
22222	Logging	11	1.0%
23222	Gathering of non-wood forest products	7	0.6%
24222	Support services to forestry	1	0.1%
31222	Fishing	4	0.4%
32222	Aquaculture	0	
51222	Mining of hard coal	1	0.1%
52222	Mining of lignite	0	
61222	Extraction of crude petroleum	0	
62222	Extraction of natural gas	0	
71222	Mining of iron ores	0	
72222	Mining of non-ferrous metal ores	1	0.1%
81222	Quarrying of stone, sand and clay	7	0.6%
89222	Mining and quarrying n.e.c.	3	0.3%
91222	Support activities for petroleum and natural gas extraction	0	
99222	Support activities for other mining and quarrying	0	
141222	Manufacture of wearing apparel, except fur apparel	14	1.2%
142222	Manufacture of articles of fur	0	
143222	Manufacture of knitted and crocheted apparel	1	0.1%
161222	Sawmilling and planing of wood	1	0.1%
162222	Manufacture of products of wood, cork, straw and plaiting ma	38	3.4%
170222	Manufacture of paper and paper products	2	0.2%

File : GSEC12_2

h12q02_threeDigit: N02. Industry code - Three digit ISIC code

Value	Label	Cases	Percentage
210222	Manufacture of pharmaceuticals, medicinal chemical and botan	1	0.1%
321222	Manufacture of jewellery, bijouterie and related articles	0	
322222	Manufacture of musical instruments	0	
620222	Computer programming, consultancy and related activities	0	
721222	Research and experimental development on natural sciences an	0	
910222	Libraries, archives, museums and other cultural activities	0	
990222	Activities of extraterritorial organizations and bodies	0	
Sysmiss		353	

Warning: these figures indicate the number of cases found in the data file. They cannot be interpreted as summary statistics of the population of interest.

h12q02_fourDigit: N02. Industry code - Four digit ISIC code

Information	[Type= discrete] [Format=numeric] [Range= 111-9900] [Missing=*]
Statistics [NW/ W]	[Valid=1124 /-] [Invalid=353 /-]

Value	Label	Cases	Percentage
111	Growing of cereals (except rice), leguminous crops and oil s	1	0.1%
112	Growing of rice	0	
113	Growing of vegetables and melons, roots and tubers	0	
114	Growing of sugar cane	0	
115	Growing of tobacco	0	
116	Growing of fibre crops	0	
119	Growing of other non-perennial crops	0	
121	Growing of grapes	0	
122	Growing of tropical and subtropical fruits	0	
123	Growing of citrus fruits	0	
124	Growing of pome fruits and stone fruits	0	
125	Growing of other tree and bush fruits and nuts	0	
126	Growing of oleaginous fruits	0	
127	Growing of beverage crops	0	
128	Growing of spices, aromatic, drug and pharmaceutical crops	0	
129	Growing of other perennial crops	0	
130	Plant propagation	1	0.1%
141	Raising of cattle and buffaloes	0	
142	Raising of horses and other equines	0	
143	Raising of camels and camelids	0	
144	Raising of sheep and goats	0	
145	Raising of swine/pigs	0	
146	Raising of poultry	2	0.2%
149	Raising of other animals	0	
150	Mixed farming	0	
161	Support activities for crop production	0	
162	Support activities for animal production	0	
163	Post-harvest crop activities	0	
164	Seed processing for propagation	0	
170	Hunting, trapping and related service activities	0	

File : GSEC12_2

h12q02_fourDigit: N02. Industry code - Four digit ISIC code

Value	Label	Cases	Percentage
210	Silviculture and other forestry activities	10	0.9%
220	Logging	11	1.0%
230	Gathering of non-wood forest products	7	0.6%
240	Support services to forestry	1	0.1%
311	Marine fishing	0	
312	Freshwater fishing	4	0.4%
321	Marine aquaculture	0	
322	Freshwater aquaculture	0	
510	Mining of hard coal	1	0.1%
520	Mining of lignite	0	
610	Extraction of crude petroleum	0	
620	Extraction of natural gas	0	
710	Mining of iron ores	0	
721	Mining of uranium and thorium ores	0	
729	Mining of other non-ferrous metal ores	1	0.1%
810	Quarrying of stone, sand and clay	7	0.6%
891	Mining of chemical and fertilizer minerals	0	
892	Extraction of peat	0	
893	Extraction of salt	0	
899	Other mining and quarrying n.e.c.	3	0.3%
910	Support activities for petroleum and natural gas extraction	0	
990	Support activities for other mining and quarrying	0	
1010	Processing and preserving of meat	1	0.1%
1020	Processing and preserving of fish, crustaceans and molluscs	0	
1030	Processing and preserving of fruit and vegetables	0	
1040	Manufacture of vegetable and animal oils and fats	0	
1050	Manufacture of dairy products	1	0.1%
1061	Manufacture of grain mill products	8	0.7%
1062	Manufacture of starches and starch products	3	0.3%
1071	Manufacture of bakery products	7	0.6%
1072	Manufacture of sugar	0	
1073	Manufacture of cocoa, chocolate and sugar confectionery	0	
1074	Manufacture of macaroni, noodles, couscous and similar farin	0	
1075	Manufacture of prepared meals and dishes	0	
1079	Manufacture of other food products n.e.c.	9	0.8%
1080	Manufacture of prepared animal feeds	0	
1101	Distilling, rectifying and blending of spirits	69	6.1%
1102	Manufacture of wines	6	0.5%
1103	Manufacture of malt liquors and malt	42	3.7%
1104	Manufacture of soft drinks; production of mineral waters and	1	0.1%
1200	Manufacture of tobacco products	0	
1311	Preparation and spinning of textile fibres	1	0.1%
1312	Weaving of textiles	4	0.4%

File : GSEC12_2

h12q02_fourDigit: N02. Industry code - Four digit ISIC code

Value	Label	Cases	Percentage
1313	Finishing of textiles	2	0.2%
1391	Manufacture of knitted and crocheted fabrics	0	
1392	Manufacture of made-up textile articles, except apparel	0	
1393	Manufacture of carpets and rugs	0	
1394	Manufacture of cordage, rope, twine and netting	2	0.2%
1399	Manufacture of other textiles n.e.c.	7	0.6%
1410	Manufacture of wearing apparel, except fur apparel	14	1.2%
1420	Manufacture of articles of fur	0	
1430	Manufacture of knitted and crocheted apparel	1	0.1%
1511	Tanning and dressing of leather; dressing and dyeing of fur	1	0.1%
1512	Manufacture of luggage, handbags and the like, saddlery and	1	0.1%
1520	Manufacture of footwear	0	
1610	Sawmilling and planing of wood	1	0.1%
1621	Manufacture of veneer sheets and wood-based panels	0	
1622	Manufacture of builders' carpentry and joinery	9	0.8%
1623	Manufacture of wooden containers	0	
1629	Manufacture of other products of wood; manufacture of article	29	2.6%
1701	Manufacture of pulp, paper and paperboard	0	
1702	Manufacture of corrugated paper and paperboard and of containers	0	
1709	Manufacture of other articles of paper and paperboard	2	0.2%
1811	Printing	0	
1812	Service activities related to printing	0	
1820	Reproduction of recorded media	0	
1910	Manufacture of coke oven products	1	0.1%
1920	Manufacture of refined petroleum products	1	0.1%
2011	Manufacture of basic chemicals	0	
2012	Manufacture of fertilizers and nitrogen compounds	0	
2013	Manufacture of plastics and synthetic rubber in primary form	0	
2021	Manufacture of pesticides and other agrochemical products	0	
2022	Manufacture of paints, varnishes and similar coatings, printing	0	
2023	Manufacture of soap and detergents, cleaning and polishing products	0	
2029	Manufacture of other chemical products n.e.c.	0	
2030	Manufacture of man-made fibres	7	0.6%
2100	Manufacture of pharmaceuticals, medicinal chemical and botanical	1	0.1%
2211	Manufacture of rubber tyres and tubes; retreading and rebuilding	0	
2219	Manufacture of other rubber products	0	
2220	Manufacture of plastics products	0	
2310	Manufacture of glass and glass products	0	
2391	Manufacture of refractory products	0	
2392	Manufacture of clay building materials	5	0.4%
2393	Manufacture of other porcelain and ceramic products	0	
2394	Manufacture of cement, lime and plaster	0	
2395	Manufacture of articles of concrete, cement and plaster	0	

File : GSEC12_2

h12q02_fourDigit: N02. Industry code - Four digit ISIC code

Value	Label	Cases	Percentage
2396	Cutting, shaping and finishing of stone	0	
2399	Manufacture of other non-metallic mineral products n.e.c.	1	0.1%
2410	Manufacture of basic iron and steel	1	0.1%
2420	Manufacture of basic precious and other non-ferrous metals	0	
2431	Casting of iron and steel	0	
2432	Casting of non-ferrous metals	0	
2511	Manufacture of structural metal products	2	0.2%
2512	Manufacture of tanks, reservoirs and containers of metal	0	
2513	Manufacture of steam generators, except central heating hot	0	
2520	Manufacture of weapons and ammunition	0	
2591	Forging, pressing, stamping and roll-forming of metal; powde	0	
2592	Treatment and coating of metals; machining	0	
2593	Manufacture of cutlery, hand tools and general hardware	2	0.2%
2599	Manufacture of other fabricated metal products n.e.c.	4	0.4%
2610	Manufacture of electronic components and boards	0	
2620	Manufacture of computers and peripheral equipment	0	
2630	Manufacture of communication equipment	0	
2640	Manufacture of consumer electronics	0	
2651	Manufacture of measuring, testing, navigating and control eq	0	
2652	Manufacture of watches and clocks	0	
2660	Manufacture of irradiation, electromedical and electrotherap	0	
2670	Manufacture of optical instruments and photographic equipmen	0	
2680	Manufacture of magnetic and optical media	0	
2710	Manufacture of electric motors, generators, transformers and	0	
2720	Manufacture of batteries and accumulators	0	
2731	Manufacture of fibre optic cables	0	
2732	Manufacture of other electronic and electric wires and cable	0	
2733	Manufacture of wiring devices	0	
2740	Manufacture of electric lighting equipment	0	
2750	Manufacture of domestic appliances	0	
2790	Manufacture of other electrical equipment	0	
2811	Manufacture of engines and turbines, except aircraft, vehicl	1	0.1%
2812	Manufacture of fluid power equipment	0	
2813	Manufacture of other pumps, compressors, taps and valves	0	
2814	Manufacture of bearings, gears, gearing and driving elements	0	
2815	Manufacture of ovens, furnaces and furnace burners	0	
2816	Manufacture of lifting and handling equipment	0	
2817	Manufacture of office machinery and equipment (except comput	0	
2818	Manufacture of power-driven hand tools	0	
2819	Manufacture of other general-purpose machinery	0	
2821	Manufacture of agricultural and forestry machinery	0	
2822	Manufacture of metal-forming machinery and machine tools	0	
2823	Manufacture of machinery for metallurgy	0	

File : GSEC12_2

h12q02_fourDigit: N02. Industry code - Four digit ISIC code

Value	Label	Cases	Percentage
2824	Manufacture of machinery for mining, quarrying and construct	0	
2825	Manufacture of machinery for food, beverage and tobacco proc	0	
2826	Manufacture of machinery for textile, apparel and leather pr	0	
2829	Manufacture of other special-purpose machinery	0	
2910	Manufacture of motor vehicles	0	
2920	Manufacture of bodies (coachwork) for motor vehicles; manufa	0	
2930	Manufacture of parts and accessories for motor vehicles	0	
3011	Building of ships and floating structures	0	
3012	Building of pleasure and sporting boats	0	
3020	Manufacture of railway locomotives and rolling stock	0	
3030	Manufacture of air and spacecraft and related machinery	0	
3040	Manufacture of military fighting vehicles	0	
3091	Manufacture of motorcycles	0	
3092	Manufacture of bicycles and invalid carriages	0	
3099	Manufacture of other transport equipment n.e.c.	1	0.1%
3100	Manufacture of furniture	2	0.2%
3211	Manufacture of jewellery and related articles	0	
3212	Manufacture of imitation jewellery and related articles	0	
3220	Manufacture of musical instruments	0	
3230	Manufacture of sports goods	0	
3240	Manufacture of games and toys	0	
3250	Manufacture of medical and dental instruments and supplies	0	
3290	Other manufacturing n.e.c.	14	1.2%
3311	Repair of fabricated metal products	0	
3312	Repair of machinery	0	
3313	Repair of electronic and optical equipment	0	
3314	Repair of electrical equipment	1	0.1%
3315	Repair of transport equipment, except motor vehicles	0	
3319	Repair of other equipment	0	
3320	Installation of industrial machinery and equipment	0	
3510	Electric power generation, transmission and distribution	0	
3520	Manufacture of gas; distribution of gaseous fuels through ma	0	
3530	Steam and air conditioning supply	0	
3600	Water collection, treatment and supply	0	
3700	Sewerage	0	
3811	Collection of non-hazardous waste	0	
3812	Collection of hazardous waste	0	
3821	Treatment and disposal of non-hazardous waste	0	
3822	Treatment and disposal of hazardous waste	0	
3830	Materials recovery	0	
3900	Remediation activities and other waste management services	0	
4100	Construction of buildings	0	
4210	Construction of roads and railways	0	

File : GSEC12_2

h12q02_fourDigit: N02. Industry code - Four digit ISIC code

Value	Label	Cases	Percentage
4220	Construction of utility projects (roads and railways)	0	
4290	Construction of other civil engineering projects	0	
4311	Demolition	0	
4312	Site preparation	0	
4321	Electrical installation	0	
4322	Plumbing, heat and air-conditioning installation	1	0.1%
4329	Other construction installation	0	
4330	Building completion and finishing	0	
4390	Other specialized construction activities	0	
4510	Sale of motor vehicles	0	
4520	Maintenance and repair of motor vehicles	3	0.3%
4530	Sale of motor vehicle parts and accessories	2	0.2%
4540	Sale, maintenance and repair of motorcycles and related part	8	0.7%
4610	Wholesale on a fee or contract basis	0	
4620	Wholesale of agricultural raw materials and live animals	33	2.9%
4630	Wholesale of food, beverages and tobacco	16	1.4%
4641	Wholesale of textiles, clothing and footwear	1	0.1%
4649	Wholesale of other household goods	2	0.2%
4651	Wholesale of computers, computer peripheral equipment and so	0	
4652	Wholesale of electronic and telecommunications equipment and	0	
4653	Wholesale of agricultural machinery, equipment and supplies	1	0.1%
4659	Wholesale of other machinery and equipment	0	
4661	Wholesale of solid, liquid and gaseous fuels and related pro	2	0.2%
4662	Wholesale of metals and metal ores	0	
4663	Wholesale of construction materials, hardware, plumbing and	1	0.1%
4669	Wholesale of waste and scrap and other products n.e.c.	3	0.3%
4690	Non-specialized wholesale trade	4	0.4%
4711	Retail sale in non-specialized stores with food, beverages o	43	3.8%
4719	Other retail sale in non-specialized stores	45	4.0%
4721	Retail sale of food in specialized stores	40	3.6%
4722	Retail sale of beverages in specialized stores	25	2.2%
4723	Retail sale of tobacco products in specialized stores	2	0.2%
4730	Retail sale of automotive fuel in specialized stores	0	
4741	Retail sale of computers, peripheral units, software and tel	0	
4742	Retail sale of audio and video equipment in specialized stor	0	
4751	Retail sale of textiles in specialized stores	1	0.1%
4752	Retail sale of hardware, paints and glass in specialized sto	3	0.3%
4753	Retail sale of carpets, rugs, wall and floor coverings in sp	0	
4759	Retail sale of electrical household appliances, furniture, l	4	0.4%
4761	Retail sale of books, newspapers and stationary in specializ	0	
4762	Retail sale of music and video recordings in specialized sto	0	
4763	Retail sale of sporting equipment in specialized stores	0	
4764	Retail sale of games and toys in specialized stores	0	

File : GSEC12_2

h12q02_fourDigit: N02. Industry code - Four digit ISIC code

Value	Label	Cases	Percentage
4771	Retail sale of clothing, footwear and leather articles in sp	12	1.1%
4772	Retail sale of pharmaceutical and medical goods, cosmetic an	11	1.0%
4773	Other retail sale of new goods in specialized stores	39	3.5%
4774	Retail sale of second-hand goods	1	0.1%
4781	Retail sale via stalls and markets of food, beverages and to	58	5.2%
4782	Retail sale via stalls and markets of textiles, clothing and	17	1.5%
4789	Retail sale via stalls and markets of other goods	65	5.8%
4791	Retail sale via mail order houses or via Internet	0	
4799	Other retail sale not in stores, stalls or markets	109	9.7%
4911	Passenger rail transport, interurban	0	
4912	Freight rail transport	0	
4921	Urban and suburban passenger land transport	49	4.4%
4922	Other passenger land transport	39	3.5%
4923	Freight transport by road	5	0.4%
4930	Transport via pipeline	0	
5011	Sea and coastal passenger water transport	0	
5012	Sea and coastal freight water transport	0	
5021	Inland passenger water transport	1	0.1%
5022	Inland freight water transport	0	
5110	Passenger air transport	0	
5120	Freight air transport	0	
5210	Warehousing and storage	0	
5221	Service activities incidental to land transportation	0	
5222	Service activities incidental to water transportation	0	
5223	Service activities incidental to air transportation	0	
5224	Cargo handling	0	
5229	Other transportation support activities	0	
5310	Postal activities	0	
5320	Courier activities	0	
5510	Short term accommodation activities	2	0.2%
5520	Camping grounds, recreational vehicle parks and trailer park	0	
5590	Other accommodation	0	
5610	Restaurants and mobile food service activities	25	2.2%
5621	Event catering	0	
5629	Other food service activities	2	0.2%
5630	Beverage serving activities	23	2.0%
5811	Book publishing	1	0.1%
5812	Publishing of directories and mailing lists	0	
5813	Publishing of newspapers, journals and periodicals	0	
5819	Other publishing activities	1	0.1%
5820	Software publishing	0	
5911	Motion picture, video and television programme production ac	0	
5912	Motion picture, video and television programme post-producti	0	

File : GSEC12_2

h12q02_fourDigit: N02. Industry code - Four digit ISIC code

Value	Label	Cases	Percentage
5913	Motion picture, video and television programme distribution	0	
5914	Motion picture projection activities	2	0.2%
5920	Sound recording and music publishing activities	0	
6010	Radio broadcasting	0	
6020	Television programming and broadcasting activities	0	
6110	Wired telecommunications activities	0	
6120	Wireless telecommunications activities	0	
6130	Satellite telecommunications activities	0	
6190	Other telecommunications activities	0	
6201	Computer programming activities	0	
6202	Computer consultancy and computer facilities management acti	0	
6209	Other information technology and computer service activities	0	
6311	Data processing, hosting and related activities	0	
6312	Web portals	0	
6391	News agency activities	0	
6399	Other information service activities n.e.c.	0	
6411	Central banking	0	
6419	Other monetary intermediation	0	
6420	Activities of holding companies	0	
6430	Trusts, funds and similar financial entities	0	
6491	Financial leasing	0	
6492	Other credit granting	0	
6499	Other financial service activities, except insurance and pen	2	0.2%
6511	Life insurance	0	
6512	Non-life insurance	0	
6520	Reinsurance	0	
6530	Pension funding	0	
6611	Administration of financial markets	0	
6612	Security and commodity contracts brokerage	0	
6619	Other activities auxiliary to financial service activities	0	
6621	Risk and damage evaluation	0	
6622	Activities of insurance agents and brokers	0	
6629	Other activities auxiliary to insurance and pension funding	0	
6630	Fund management activities	0	
6810	Real estate activities with own or leased property	1	0.1%
6820	Real estate activities on a fee or contract basis	1	0.1%
6910	Legal activities	0	
6920	Accounting, bookkeeping and auditing activities; tax consult	0	
7010	Activities of head offices	0	
7020	Management consultancy activities	0	
7110	Architectural and engineering activities and related technic	0	
7120	Technical testing and analysis	0	
7210	Research and experimental development on natural sciences an	0	

File : GSEC12_2

h12q02_fourDigit: N02. Industry code - Four digit ISIC code

Value	Label	Cases	Percentage
7220	Research and experimental development on social sciences and	0	
7310	Advertising	0	
7320	Market research and public opinion polling	0	
7410	Specialized design activities	0	
7420	Photographic activities	1	0.1%
7490	Other professional, scientific and technical activities n.e.	1	0.1%
7500	Veterinary activities	1	0.1%
7710	Renting and leasing of motor vehicles	0	
7721	Renting and leasing of recreational and sports goods	0	
7722	Renting of video tapes and disks	0	
7729	Renting and leasing of other personal and household goods	1	0.1%
7730	Renting and leasing of other machinery, equipment and tangib	0	
7740	Leasing of intellectual property and similar products, excep	0	
7810	Activities of employment placement agencies	0	
7820	Temporary employment agency activities	0	
7830	Other human resources provision	0	
7911	Travel agency activities	0	
7912	Tour operator activities	0	
7990	Other reservation service and related activities	0	
8010	Private security activities	0	
8020	Security systems service activities	0	
8030	Investigation activities	0	
8110	Combined facilities support activities	0	
8121	General cleaning of buildings	0	
8129	Other building and industrial cleaning activities	0	
8130	Landscape care and maintenance service activities	0	
8211	Combined office administrative service activities	0	
8219	Photocopying, document preparation and other specialized off	1	0.1%
8220	Activities of call centres	0	
8230	Activities of collection agencies and credit bureaus	0	
8292	Packaging activities	0	
8299	Other business support service activities n.e.c.	0	
8411	General public administration activities	0	
8412	Regulation of the activities of providing health care, educa	0	
8413	Regulation of and contribution to more efficient operation o	0	
8421	Foreign affairs	0	
8422	Defence activities	0	
8423	Public order and safety activities	0	
8430	Compulsory social security activities	0	
8510	Pre-primary and primary education	8	0.7%
8521	General secondary education	0	
8522	Technical and vocational secondary education	0	
8530	Higher education	0	

File : GSEC12_2

h12q02_fourDigit: N02. Industry code - Four digit ISIC code

Value	Label	Cases	Percentage
8541	Sports and recreation education	0	
8542	Cultural education	0	
8549	Other education n.e.c.	1	0.1%
8550	Educational support activities	0	
8610	Hospital activities	1	0.1%
8620	Medical and dental practice activities	4	0.4%
8690	Other human health activities	8	0.7%
8710	Residential nursing care facilities	0	
8720	Residential care activities for mental retardation, mental h	0	
8730	Residential care activities for the elderly and disabled	0	
8790	Other residential care activities	1	0.1%
8810	Social work activities without accommodation for the elderly	0	
8890	Other social work activities without accommodation	0	
9000	Creative, arts and entertainment activities	5	0.4%
9101	Library and archives activities	0	
9102	Museums activities and operation of historical sites and bui	0	
9103	Botanical and zoological gardens and nature reserves activit	0	
9200	Gambling and betting activities	0	
9311	Operation of sports facilities	0	
9312	Activities of sports clubs	0	
9319	Other sports activities	0	
9321	Activities of amusement parks and theme parks	0	
9329	Other amusement and recreation activities n.e.c.	1	0.1%
9411	Activities of business and employers membership organization	0	
9412	Activities of professional membership organizations	0	
9420	Activities of trade unions	0	
9491	Activities of religious organizations	0	
9492	Activities of political organizations	0	
9499	Activities of other membership organizations n.e.c.	0	
9511	Repair of computers and peripheral equipment	1	0.1%
9512	Repair of communication equipment	0	
9521	Repair of consumer electronics	0	
9522	Repair of household appliances and home and garden equipment	1	0.1%
9523	Repair of footwear and leather goods	3	0.3%
9524	Repair of furniture and home furnishings	0	
9529	Repair of other personal and household goods	11	1.0%
9601	Washing and (dry-) cleaning of textile and fur products	2	0.2%
9602	Hairdressing and other beauty treatment	20	1.8%
9603	Funeral and related activities	0	
9609	Other personal service activities n.e.c.	31	2.8%
9700	Activities of households as employers of domestic personnel	0	
9810	Undifferentiated goods-producing activities of private house	0	
9820	Undifferentiated service-producing activities of private hou	1	0.1%

File : GSEC12_2

h12q02_fourDigit: N02. Industry code - Four digit ISIC code

Value	Label	Cases	Percentage
9900	Activities of extraterritorial organizations and bodies	0	
Sysmiss		353	

Warning: these figures indicate the number of cases found in the data file. They cannot be interpreted as summary statistics of the population of interest.

h12q02_superConfirm: N02. SUPERVISOR: DO YOU AGREE WITH THE INTERVIEWER'S ISIC CODE?

Information	[Type= discrete] [Format=numeric] [Range= 1-2] [Missing=*]
Statistics [NW/ W]	[Valid=1030 /-] [Invalid=447 /-]

Value	Label	Cases	Percentage
1	Yes	1020	99.0%
2	No	10	1.0%
Sysmiss		447	

Warning: these figures indicate the number of cases found in the data file. They cannot be interpreted as summary statistics of the population of interest.

h12q03: N03. ID code/name of person responsible

Information	[Type= discrete] [Format=numeric] [Range= 1-14] [Missing=*]
Statistics [NW/ W]	[Valid=1125 /-] [Invalid=352 /-] [Mean=1.773 /-] [StdDev=1.452 /-]

Value	Label	Cases	Percentage
1		643	57.2%
2		343	30.5%
3		50	4.4%
4		37	3.3%
5		15	1.3%
6		13	1.2%
7		6	0.5%
8		7	0.6%
9		1	0.1%
10		7	0.6%
11		1	0.1%
13		1	0.1%
14		1	0.1%
Sysmiss		352	

Warning: these figures indicate the number of cases found in the data file. They cannot be interpreted as summary statistics of the population of interest.

h12q20: N20. Is the enterprise in operation today?

Information	[Type= discrete] [Format=numeric] [Range= 1-2] [Missing=*]
Statistics [NW/ W]	[Valid=285 /-] [Invalid=1192 /-]

Value	Label	Cases	Percentage
1	Yes	214	75.1%
2	No	71	24.9%
Sysmiss		1192	

Warning: these figures indicate the number of cases found in the data file. They cannot be interpreted as summary statistics of the population of interest.

h12q04: N04. Year started

Information	[Type= continuous] [Format=numeric] [Range= 1955-9998] [Missing=*]
Statistics [NW/ W]	[Valid=1125 /-] [Invalid=352 /-] [Mean=2015.221 /-] [StdDev=238.423 /-]

File : GSEC12_2

h12q16: N16. How was this [BUSINESS] acquired?

Information [Type= discrete] [Format=numeric] [Range= 1-98] [Missing=*]

Statistics [NW/ W] [Valid=1125 /-] [Invalid=352 /-]

Value	Label	Cases	Percentage
1	Founded	1028	91.4%
2	Purchased	68	6.0%
3	Inherited after the death of a family member	8	0.7%
4	Allocated by family	11	1.0%
5	Gift from non-household member	5	0.4%
96	Other	4	0.4%
98	Don't Know	1	0.1%
Sysmiss		352	

Warning: these figures indicate the number of cases found in the data file. They cannot be interpreted as summary statistics of the population of interest.

h12q05: N05. What was the main source of money for setting up the business?

Information [Type= discrete] [Format=numeric] [Range= 1-96] [Missing=*]

Statistics [NW/ W] [Valid=1125 /-] [Invalid=352 /-]

Value	Label	Cases	Percentage
1	Didn't need any money	106	9.4%
2	Own/household's savings	955	84.9%
3	Commercial/Development Bank	10	0.9%
4	Deposit Taking Microfinance institutions	3	0.3%
5	SACCO	6	0.5%
6	Local group	23	2.0%
7	NGO	2	0.2%
96	Other	20	1.8%
Sysmiss		352	

Warning: these figures indicate the number of cases found in the data file. They cannot be interpreted as summary statistics of the population of interest.

h12q15: N15. Where id this [BUSINESS] located?

Information [Type= discrete] [Format=numeric] [Range= 1-98] [Missing=*]

Statistics [NW/ W] [Valid=1125 /-] [Invalid=352 /-]

Value	Label	Cases	Percentage
1	Home inside the residence	244	21.7%
2	Home outside the residence	200	17.8%
3	Industrial site	12	1.1%
4	Traditional market	120	10.7%
5	Commercial District shop	62	5.5%
6	Roadside	74	6.6%
7	Other Fixed place	210	18.7%
8	Mobile	203	18.0%
98	Don't know	0	
Sysmiss		352	

Warning: these figures indicate the number of cases found in the data file. They cannot be interpreted as summary statistics of the population of interest.

File : GSEC12_2

h12q06_1: N06_1. Has this household used any funding to finance expansion and capital...

Information	[Type= discrete] [Format=numeric] [Range= 1-2] [Missing=*]
Statistics [NW/ W]	[Valid=1125 /-] [Invalid=352 /-]

Value	Label	Cases	Percentage
1	Yes	172	15.3%
2	No	953	84.7%
Sysmiss		352	

Warning: these figures indicate the number of cases found in the data file. They cannot be interpreted as summary statistics of the population of interest.

h12q07_1: N07_1 What was the primary source of funding used?

Information	[Type= discrete] [Format=numeric] [Range= 1-96] [Missing=*]
Statistics [NW/ W]	[Valid=172 /-] [Invalid=1305 /-]

Value	Label	Cases	Percentage
1	Formal Banks (Commercial/Development	23	13.4%
2	Deposit Taking Micro-Finance Institutions	19	11.0%
3	SACCO	17	9.9%
4	NGO	4	2.3%
5	Credit Union	2	1.2%
6	Landlord	0	
7	Employer	0	
8	Local group	44	25.6%
9	Relative	4	2.3%
10	Friend	8	4.7%
11	Local money lender	3	1.7%
12	Own/household's savings	35	20.3%
96	Other	13	7.6%
Sysmiss		1305	

Warning: these figures indicate the number of cases found in the data file. They cannot be interpreted as summary statistics of the population of interest.

h12q07_1other: Other-What was the primary source of funding used?

Information	[Type= discrete] [Format=character] [Missing=*]
Statistics [NW/ W]	[Valid=13 /-] [Invalid=0 /-]

Value	Label	Cases	Percentage
SAVING CLUB		1	7.7%
VILLAGE SAVING AND LOANS GROUP		1	7.7%
VSLA		6	46.2%
Village saving group		4	30.8%
WHOLESALE SHOP		1	7.7%

Warning: these figures indicate the number of cases found in the data file. They cannot be interpreted as summary statistics of the population of interest.

h12q08a: N08a. 1st PID working in the enterprise/activity

Information	[Type= discrete] [Format=numeric] [Range= 1-14] [Missing=*]
Statistics [NW/ W]	[Valid=1118 /-] [Invalid=359 /-] [Mean=1.673 /-] [StdDev=1.391 /-]

File : GSEC12_2

h12q08a: N08a. 1st PID working in the enterprise/activity

Value	Label	Cases	Percentage
1		703	62.9%
2		297	26.6%
3		39	3.5%
4		34	3.0%
5		14	1.3%
6		10	0.9%
7		5	0.4%
8		5	0.4%
9		3	0.3%
10		5	0.4%
11		1	0.1%
13		1	0.1%
14		1	0.1%
Sysmiss		359	

Warning: these figures indicate the number of cases found in the data file. They cannot be interpreted as summary statistics of the population of interest.

h12q08b: N08b. 2nd PID working in the enterprise/activity

Information	[Type= discrete] [Format=numeric] [Range= 2-14] [Missing=*]
Statistics [NW/ W]	[Valid=174 /-] [Invalid=1303 /-] [Mean=3.287 /-] [StdDev=2.034 /-]

Value	Label	Cases	Percentage
2		98	56.3%
3		23	13.2%
4		18	10.3%
5		9	5.2%
6		12	6.9%
7		8	4.6%
8		1	0.6%
10		4	2.3%
14		1	0.6%
Sysmiss		1303	

Warning: these figures indicate the number of cases found in the data file. They cannot be interpreted as summary statistics of the population of interest.

h12q08c: N08c. 3rd PID working in the enterprise/activity

Information	[Type= discrete] [Format=numeric] [Range= 3-11] [Missing=*]
Statistics [NW/ W]	[Valid=31 /-] [Invalid=1446 /-] [Mean=5.097 /-] [StdDev=2.481 /-]

Value	Label	Cases	Percentage
3		11	35.5%
4		3	9.7%
5		10	32.3%
6		1	3.2%
7		1	3.2%
8		1	3.2%
9		1	3.2%
11		3	9.7%

File : GSEC12_2

h12q08c: N08c. 3rd PID working in the enterprise/activity

Value	Label	Cases	Percentage
Sysmiss		1446	

Warning: these figures indicate the number of cases found in the data file. They cannot be interpreted as summary statistics of the population of interest.

h12q08d: N08d. 4th PID working in the enterprise/activity

Information	[Type= discrete] [Format=numeric] [Range= 4-7] [Missing=*]
Statistics [NW/ W]	[Valid=9 /-] [Invalid=1468 /-] [Mean=5 /-] [StdDev=1.323 /-]

Value	Label	Cases	Percentage
4		5	55.6%
5		1	11.1%
6		1	11.1%
7		2	22.2%
Sysmiss		1468	

Warning: these figures indicate the number of cases found in the data file. They cannot be interpreted as summary statistics of the population of interest.

h12q08e: N08e. 5th PID working in the enterprise/activity

Information	[Type= discrete] [Format=numeric] [Range= 5-9] [Missing=*]
Statistics [NW/ W]	[Valid=6 /-] [Invalid=1471 /-] [Mean=6.333 /-] [StdDev=1.506 /-]

Value	Label	Cases	Percentage
5		2	33.3%
6		2	33.3%
7		1	16.7%
9		1	16.7%
Sysmiss		1471	

Warning: these figures indicate the number of cases found in the data file. They cannot be interpreted as summary statistics of the population of interest.

h12q19a: N19a. Who decides how to use earnings from this enterprise - 1st PID?

Information	[Type= discrete] [Format=numeric] [Range= 1-11] [Missing=*]
Statistics [NW/ W]	[Valid=1125 /-] [Invalid=352 /-] [Mean=1.62 /-] [StdDev=1.277 /-]

Value	Label	Cases	Percentage
1		733	65.2%
2		281	25.0%
3		34	3.0%
4		33	2.9%
5		15	1.3%
6		10	0.9%
7		6	0.5%
8		6	0.5%
9		2	0.2%
10		4	0.4%
11		1	0.1%
Sysmiss		352	

Warning: these figures indicate the number of cases found in the data file. They cannot be interpreted as summary statistics of the population of interest.

h12q19b: N19b. Who decides how to use earnings from this enterprise - 2nd PID?

Information	[Type= discrete] [Format=numeric] [Range= 2-14] [Missing=*]
-------------	---

File : GSEC12_2

h12q19b: N19b. Who decides how to use earnings from this enterprise - 2nd PID?

Statistics [NW/ W] [Valid=154 /-] [Invalid=1323 /-] [Mean=2.955 /-] [StdDev=2.027 /-]

Value	Label	Cases	Percentage
2		105	68.2%
3		20	13.0%
4		7	4.5%
5		7	4.5%
6		5	3.2%
7		4	2.6%
8		1	0.6%
9		1	0.6%
10		2	1.3%
13		1	0.6%
14		1	0.6%
Sysmiss		1323	

Warning: these figures indicate the number of cases found in the data file. They cannot be interpreted as summary statistics of the population of interest.

h12q09: N09. In the past 12 months, how many months did the enterprise operate?

Information [Type= continuous] [Format=numeric] [Range= 0-1200000] [Missing=*]

Statistics [NW/ W] [Valid=1125 /-] [Invalid=352 /-] [Mean=1077.465 /-] [StdDev=35776.765 /-]

h12q10: N10. Average monthly gross revenues in the months when the [BUSINESS] is/was ope

Information [Type= continuous] [Format=numeric] [Range= 0-85000000] [Missing=*]

Statistics [NW/ W] [Valid=1121 /-] [Invalid=356 /-] [Mean=1457449.562 /-] [StdDev=4578495.776 /-]

h12q11A: N11a. Number of PAID people enterprise hires during a month enterprise was opera

Information [Type= continuous] [Format=numeric] [Range= 0-1500000] [Missing=*]

Statistics [NW/ W] [Valid=1123 /-] [Invalid=354 /-] [Mean=1674.502 /-] [StdDev=45664.056 /-]

h12q11B: N11b. Number of UNPAID people enterprise hires during a month enterprise was ope

Information [Type= continuous] [Format=numeric] [Range= 0-400000] [Missing=*]

Statistics [NW/ W] [Valid=1123 /-] [Invalid=354 /-] [Mean=356.64 /-] [StdDev=11936.297 /-]

h12q12: N12. What is/was the average expenditure on wages during that month?

Information [Type= continuous] [Format=numeric] [Range= 0-3200000] [Missing=*]

Statistics [NW/ W] [Valid=555 /-] [Invalid=922 /-] [Mean=107057.658 /-] [StdDev=280939.586 /-]

h12q13: N13. What is/was the average expenditure on raw materials during that month?

Information [Type= continuous] [Format=numeric] [Range= 0-65000000] [Missing=*]

Statistics [NW/ W] [Valid=1121 /-] [Invalid=356 /-] [Mean=786810.438 /-] [StdDev=3271485.196 /-]

h12q14: N14. Other operating expenses such as fuel, kerosene, electricity etc during tha

Information [Type= continuous] [Format=numeric] [Range= 0-20000000] [Missing=*]

Statistics [NW/ W] [Valid=1122 /-] [Invalid=355 /-] [Mean=118201.604 /-] [StdDev=707133.53 /-]

h12q17: N17. Over the past year, has the [BUSINESS]â€™s revenues increased,decreased or re

Information [Type= discrete] [Format=numeric] [Range= 1-98] [Missing=*]

Statistics [NW/ W] [Valid=1125 /-] [Invalid=352 /-]

File : GSEC12_2

h12q17: N17. Over the past year, has the [BUSINESS]â€™s revenues increased,decreased or re

Value	Label	Cases	Percentage
1	Increased	587	<div><div></div></div> 52.2%
2	Decreased	347	<div><div></div></div> 30.8%
3	Remained the same	182	<div><div></div></div> 16.2%
98	Dont know	9	<div><div></div></div> 0.8%
Sysmiss		352	

Warning: these figures indicate the number of cases found in the data file. They cannot be interpreted as summary statistics of the population of interest.

h12q18A: N18a. Constraining factor: lack of demand

Information	[Type= discrete] [Format=numeric] [Range= 1-2] [Missing=*]
Statistics [NW/ W]	[Valid=536 /-] [Invalid=941 /-]

Value	Label	Cases	Percentage
1	Yes	286	<div><div></div></div> 53.4%
2	No	250	<div><div></div></div> 46.6%
Sysmiss		941	

Warning: these figures indicate the number of cases found in the data file. They cannot be interpreted as summary statistics of the population of interest.

h12q18B: N18b. Constraining factor: lack of inputs

Information	[Type= discrete] [Format=numeric] [Range= 1-2] [Missing=*]
Statistics [NW/ W]	[Valid=533 /-] [Invalid=944 /-]

Value	Label	Cases	Percentage
1	Yes	126	<div><div></div></div> 23.6%
2	No	407	<div><div></div></div> 76.4%
Sysmiss		944	

Warning: these figures indicate the number of cases found in the data file. They cannot be interpreted as summary statistics of the population of interest.

h12q18C: N18c. Constraining factor: lack of finance

Information	[Type= discrete] [Format=numeric] [Range= 1-2] [Missing=*]
Statistics [NW/ W]	[Valid=535 /-] [Invalid=942 /-]

Value	Label	Cases	Percentage
1	Yes	217	<div><div></div></div> 40.6%
2	No	318	<div><div></div></div> 59.4%
Sysmiss		942	

Warning: these figures indicate the number of cases found in the data file. They cannot be interpreted as summary statistics of the population of interest.

h12q18D: N18d. Constraining factor: poor quality electricity and phone

Information	[Type= discrete] [Format=numeric] [Range= 1-2] [Missing=*]
Statistics [NW/ W]	[Valid=534 /-] [Invalid=943 /-]

Value	Label	Cases	Percentage
1	Yes	3	<div><div></div></div> 0.6%
2	No	531	<div><div></div></div> 99.4%
Sysmiss		943	

Warning: these figures indicate the number of cases found in the data file. They cannot be interpreted as summary statistics of the population of interest.

h12q18E: N18e. Constraining factor: lack of trained employees

Information	[Type= discrete] [Format=numeric] [Range= 1-2] [Missing=*]
-------------	--

File : GSEC12_2

h12q18E: N18e. Constraining factor: lack of trained employees

Statistics [NW/ W] [Valid=533 /-] [Invalid=944 /-]

Value	Label	Cases	Percentage
1	Yes	9	1.7%
2	No	524	98.3%
Sysmiss		944	

Warning: these figures indicate the number of cases found in the data file. They cannot be interpreted as summary statistics of the population of interest.

h12q18F: N18f. Constraining factor: cost of hiring new employees

Information [Type= discrete] [Format=numeric] [Range= 1-2] [Missing=*]

Statistics [NW/ W] [Valid=534 /-] [Invalid=943 /-]

Value	Label	Cases	Percentage
1	Yes	6	1.1%
2	No	528	98.9%
Sysmiss		943	

Warning: these figures indicate the number of cases found in the data file. They cannot be interpreted as summary statistics of the population of interest.

h12q18G: N18g. Constraining factor: legal regulation

Information [Type= discrete] [Format=numeric] [Range= 1-2] [Missing=*]

Statistics [NW/ W] [Valid=534 /-] [Invalid=943 /-]

Value	Label	Cases	Percentage
1	Yes	49	9.2%
2	No	485	90.8%
Sysmiss		943	

Warning: these figures indicate the number of cases found in the data file. They cannot be interpreted as summary statistics of the population of interest.

h12q18H: N18h. Constraining factor: poor quality roads

Information [Type= discrete] [Format=numeric] [Range= 1-2] [Missing=*]

Statistics [NW/ W] [Valid=533 /-] [Invalid=944 /-]

Value	Label	Cases	Percentage
1	Yes	15	2.8%
2	No	518	97.2%
Sysmiss		944	

Warning: these figures indicate the number of cases found in the data file. They cannot be interpreted as summary statistics of the population of interest.

h12q18I: N18i. Constraining factor: lack of market information

Information [Type= discrete] [Format=numeric] [Range= 1-2] [Missing=*]

Statistics [NW/ W] [Valid=533 /-] [Invalid=944 /-]

Value	Label	Cases	Percentage
1	Yes	14	2.6%
2	No	519	97.4%
Sysmiss		944	

Warning: these figures indicate the number of cases found in the data file. They cannot be interpreted as summary statistics of the population of interest.

h12q18J: N18j. Constraining factor: high tax rates

Information [Type= discrete] [Format=numeric] [Range= 1-2] [Missing=*]

Statistics [NW/ W] [Valid=534 /-] [Invalid=943 /-]

File : GSEC12_2

h12q18J: N18j. Constraining factor: high tax rates

Value	Label	Cases	Percentage
1	Yes	34	6.4%
2	No	500	93.6%
Sysmiss		943	

Warning: these figures indicate the number of cases found in the data file. They cannot be interpreted as summary statistics of the population of interest.

h12q18K: N18k. Constraining factor: lack of clear ownership of land

Information	[Type= discrete] [Format=numeric] [Range= 1-2] [Missing=*]
Statistics [NW/ W]	[Valid=532 /-] [Invalid=945 /-]

Value	Label	Cases	Percentage
1	Yes	2	0.4%
2	No	530	99.6%
Sysmiss		945	

Warning: these figures indicate the number of cases found in the data file. They cannot be interpreted as summary statistics of the population of interest.

h12q18L: N18l. Constraining factor: high crime rates

Information	[Type= discrete] [Format=numeric] [Range= 1-2] [Missing=*]
Statistics [NW/ W]	[Valid=530 /-] [Invalid=947 /-]

Value	Label	Cases	Percentage
1	Yes	9	1.7%
2	No	521	98.3%
Sysmiss		947	

Warning: these figures indicate the number of cases found in the data file. They cannot be interpreted as summary statistics of the population of interest.

h12q18M: N18m. Constraining factor: economic policy uncertainty

Information	[Type= discrete] [Format=numeric] [Range= 1-2] [Missing=*]
Statistics [NW/ W]	[Valid=531 /-] [Invalid=946 /-]

Value	Label	Cases	Percentage
1	Yes	17	3.2%
2	No	514	96.8%
Sysmiss		946	

Warning: these figures indicate the number of cases found in the data file. They cannot be interpreted as summary statistics of the population of interest.

h12q18N: N18n. Constraining factor: corruption

Information	[Type= discrete] [Format=numeric] [Range= 1-2] [Missing=*]
Statistics [NW/ W]	[Valid=532 /-] [Invalid=945 /-]

Value	Label	Cases	Percentage
1	Yes	4	0.8%
2	No	528	99.2%
Sysmiss		945	

Warning: these figures indicate the number of cases found in the data file. They cannot be interpreted as summary statistics of the population of interest.

h12q18O: N18o. Constraining factor: lack of time to work on business

Information	[Type= discrete] [Format=numeric] [Range= 1-2] [Missing=*]
Statistics [NW/ W]	[Valid=532 /-] [Invalid=945 /-]

File : GSEC12_2

h12q18O: N18o. Constraining factor: lack of time to work on business

Value	Label	Cases	Percentage
1	Yes	59	<div><div></div></div> 11.1%
2	No	473	<div><div></div></div> 88.9%
Sysmiss		945	

Warning: these figures indicate the number of cases found in the data file. They cannot be interpreted as summary statistics of the population of interest.

h12q18P: N18p. Constraining factor: the business is the desired size

Information	[Type= discrete] [Format=numeric] [Range= 1-2] [Missing=*]
Statistics [NW/ W]	[Valid=531 /-] [Invalid=946 /-]

Value	Label	Cases	Percentage
1	Yes	32	<div><div></div></div> 6.0%
2	No	499	<div><div></div></div> 94.0%
Sysmiss		946	

Warning: these figures indicate the number of cases found in the data file. They cannot be interpreted as summary statistics of the population of interest.

h12q18Q: N18q. Constraining factor: don't know

Information	[Type= discrete] [Format=numeric] [Range= 1-2] [Missing=*]
Statistics [NW/ W]	[Valid=529 /-] [Invalid=948 /-]

Value	Label	Cases	Percentage
1	Yes	4	<div><div></div></div> 0.8%
2	No	525	<div><div></div></div> 99.2%
Sysmiss		948	

Warning: these figures indicate the number of cases found in the data file. They cannot be interpreted as summary statistics of the population of interest.

# h12q18X: N18x. Constraining factor: other, specify			
Information	[Type= discrete] [Format=numeric] [Range= 1-2] [Missing=*]		
Statistics [NW/ W]	[Valid=532 /-] [Invalid=945 /-]		
Value	Label	Cases	Percentage
1	Yes	63	<div><div></div></div> 11.8%
2	No	469	<div><div></div></div> 88.2%
Sysmiss		945	
Warning: these figures indicate the number of cases found in the data file. They cannot be interpreted as summary statistics of the population of interest.			
# h12q21: N21. Is the enterprise registered for VAT?			
Information	[Type= discrete] [Format=numeric] [Range= 1-9] [Missing=*]		
Statistics [NW/ W]	[Valid=1125 /-] [Invalid=352 /-]		
Value	Label	Cases	Percentage
1	Yes	39	<div><div></div></div> 3.5%
2	No	1068	<div><div></div></div> 94.9%
8	Refused	1	0.1%
9	Donâ€™t Know	17	<div><div></div></div> 1.5%
Sysmiss		352	
Warning: these figures indicate the number of cases found in the data file. They cannot be interpreted as summary statistics of the population of interest.			
# h12q22: N22. is the enterprise registered for income tax?			
Information	[Type= discrete] [Format=numeric] [Range= 1-9] [Missing=*]		
Statistics [NW/ W]	[Valid=1125 /-] [Invalid=352 /-]		
Value	Label	Cases	Percentage
1	Yes	53	<div><div></div></div> 4.7%
2	No	1056	<div><div></div></div> 93.9%
8	Refused	0	
9	Donâ€™t Know	16	<div><div></div></div> 1.4%
Sysmiss		352	
Warning: these figures indicate the number of cases found in the data file. They cannot be interpreted as summary statistics of the population of interest.			
# t0_bizroster__id: Id in t0_bizroster			
Information	[Type= discrete] [Format=numeric] [Range= 1-5] [Missing=*]		
Statistics [NW/ W]	[Valid=1477 /-] [Invalid=0 /-] [Mean=1.263 /-] [StdDev=0.544 /-]		
Value	Label	Cases	Percentage
1		1150	<div><div></div></div> 77.9%
2		278	<div><div></div></div> 18.8%
3		39	<div><div></div></div> 2.6%
4		8	<div><div></div></div> 0.5%
5		2	<div><div></div></div> 0.1%
Warning: these figures indicate the number of cases found in the data file. They cannot be interpreted as summary statistics of the population of interest.			

File : GSEC14

hhid: Unique household identifier in 2019/20

Information [Type= discrete] [Format=character] [Missing=*]

Statistics [NW/ W] [Valid=86184 /-] [Invalid=0 /-]

h14q02: 2. Type of Asset

Information [Type= discrete] [Format=numeric] [Range= 1-28] [Missing=*]

Statistics [NW/ W] [Valid=86184 /-] [Invalid=0 /-]

Value	Label	Cases	Percentage	
1	Owner occupied House	3078	<div></div>	3.6%
2	Other Buildings	3078	<div></div>	3.6%
3	Non-agricultural land	3078	<div></div>	3.6%
4	Furniture/Furnishings	3078	<div></div>	3.6%
5	Household Appliances e.g. Kettle, Flat iron, etc	3078	<div></div>	3.6%
6	Television	3078	<div></div>	3.6%
7	Cassette/DVD/CD	3078	<div></div>	3.6%
8	Generators	3078	<div></div>	3.6%
9	Solar panel/electric inverters	3078	<div></div>	3.6%
10	Bicycle	3078	<div></div>	3.6%
11	Motor cycle	3078	<div></div>	3.6%
12	Motor vehicle	3078	<div></div>	3.6%
13	Boat /Canoe	3078	<div></div>	3.6%
14	Other Transport equipment	3078	<div></div>	3.6%
15	Jewelry and Watches	3078	<div></div>	3.6%
16	Mobile phone	3078	<div></div>	3.6%
17	Computer - Desktop/Laptop/Tablet/iPad	3078	<div></div>	3.6%
18	Internet access	3078	<div></div>	3.6%
19	Other electronic equipment	3078	<div></div>	3.6%
20	Other household assets e.g. lawn mowers, etc	3078	<div></div>	3.6%
21	Other 1 (specify)	3078	<div></div>	3.6%
22	Other 2 (specify)	3078	<div></div>	3.6%
23	Cooker	3078	<div></div>	3.6%
24	Refrigerator	3078	<div></div>	3.6%
25	Washing machine/Driers	3078	<div></div>	3.6%
26	Radio	3078	<div></div>	3.6%
27	Home theatre / music system	3078	<div></div>	3.6%
28	Fixed phone	3078	<div></div>	3.6%

Warning: these figures indicate the number of cases found in the data file. They cannot be interpreted as summary statistics of the population of interest.

h14q03: 3. Does any member of your household own [ASSET] at present?

Information [Type= discrete] [Format=numeric] [Range= 1-5] [Missing=*]

Statistics [NW/ W] [Valid=85784 /-] [Invalid=400 /-]

Value	Label	Cases	Percentage	
1	Yes,individually	9552	<div></div>	11.1%
2	No	71183	<div></div>	83.0%
3	No	0		
4	Yes, jointly with hh member	4918	<div></div>	5.7%

File : GSEC14

h14q03: 3. Does any member of your household own [ASSET] at present?

Value	Label	Cases	Percentage
5	Yes, jointly with non-hh member	131	0.2%
Sysmiss		400	

Warning: these figures indicate the number of cases found in the data file. They cannot be interpreted as summary statistics of the population of interest.

h14q03a: 3a. Who owns [ASSET]?-1st PID

Information	[Type= discrete] [Format=numeric] [Range= 1-14] [Missing=*]
Statistics [NW/ W]	[Valid=10741 /-] [Invalid=75443 /-] [Mean=1.363 /-] [StdDev=1.115 /-]

Value	Label	Cases	Percentage
1		8942	83.3%
2		1019	9.5%
3		289	2.7%
4		171	1.6%
5		115	1.1%
6		72	0.7%
7		57	0.5%
8		38	0.4%
9		7	0.1%
10		21	0.2%
11		2	0.0%
12		2	0.0%
13		4	0.0%
14		2	0.0%
Sysmiss		75443	

Warning: these figures indicate the number of cases found in the data file. They cannot be interpreted as summary statistics of the population of interest.

h14q03b: 3b. Who owns [ASSET]?-2nd PID

Information	[Type= discrete] [Format=numeric] [Range= 2-17] [Missing=*]
Statistics [NW/ W]	[Valid=4588 /-] [Invalid=81596 /-] [Mean=2.677 /-] [StdDev=1.606 /-]

Value	Label	Cases	Percentage
2		3483	75.9%
3		414	9.0%
4		216	4.7%
5		164	3.6%
6		96	2.1%
7		93	2.0%
8		48	1.0%
9		21	0.5%
10		27	0.6%
11		15	0.3%
12		3	0.1%
13		2	0.0%
14		3	0.1%
16		1	0.0%
17		2	0.0%

File : GSEC14

h14q03b: 3b. Who owns [ASSET]?-2nd PID

Value	Label	Cases	Percentage
Sysmiss		81596	
<i>Warning: these figures indicate the number of cases found in the data file. They cannot be interpreted as summary statistics of the population of interest.</i>			

h14q04: 4. How many [ASSET] do(es) your household own at present?

Information	[Type= continuous] [Format=numeric] [Range= 0-1000000] [Missing=*]
Statistics [NW/ W]	[Valid=10741 /-] [Invalid=75443 /-] [Mean=341.679 /-] [StdDev=14185.099 /-]

h14q05: 5. What is the Total estimated value of the [ASSET] owned at present?

Information	[Type= continuous] [Format=numeric] [Range= 0-1800000000] [Missing=*]
Statistics [NW/ W]	[Valid=14534 /-] [Invalid=71650 /-] [Mean=3972628.227 /-] [StdDev=28642335.635 /-]

h14q06: 6. Why do you have less [ASSET] than last year?

Information	[Type= discrete] [Format=numeric] [Range= 1-6] [Missing=*]
Statistics [NW/ W]	[Valid=569 /-] [Invalid=85615 /-]

Value	Label	Cases	Percentage
1	Sold Asset	49	8.6%
2	Asset Destroyed	245	43.1%
3	Asset Given Away	31	5.4%
4	Asset Stolen	42	7.4%
5	An old member of the household took them with him/her	124	21.8%
6	The number of Assets was misreported last time	78	13.7%
Sysmiss		85615	
<i>Warning: these figures indicate the number of cases found in the data file. They cannot be interpreted as summary statistics of the population of interest.</i>			

h14q07: 7. Why do you have more [ASSET] than last year?

Information	[Type= discrete] [Format=numeric] [Range= 1-4] [Missing=*]
Statistics [NW/ W]	[Valid=2115 /-] [Invalid=84069 /-]

Value	Label	Cases	Percentage
1	Purchased additional asset	1582	74.8%
2	Received Gift/inheritance of additional asset	124	5.9%
3	A new member to the household brought with him/her	51	2.4%
4	The number of Assets was misreported last time	358	16.9%
Sysmiss		84069	
<i>Warning: these figures indicate the number of cases found in the data file. They cannot be interpreted as summary statistics of the population of interest.</i>			

h14q08: 8. What should have been the number last time?

Information	[Type= continuous] [Format=numeric] [Range= 0-50000] [Missing=*]
Statistics [NW/ W]	[Valid=436 /-] [Invalid=85748 /-] [Mean=116.057 /-] [StdDev=2394.5 /-]

File : GSEC15A

hhid: Unique household identifier in 2019/20

Information	[Type= discrete] [Format=character] [Missing=*]
-------------	---

Statistics [NW/ W]	[Valid=6156 /-] [Invalid=0 /-]
--------------------	--------------------------------

CEA01: Household member/visitor

Information	[Type= discrete] [Format=numeric] [Range= 1-2] [Missing=*]
-------------	--

Statistics [NW/ W]	[Valid=6156 /-] [Invalid=0 /-]
--------------------	--------------------------------

Value	Label	Cases	Percentage
1	Household members	3078	<div></div> 50.0%
2	Visitors	3078	<div></div> 50.0%

Warning: these figures indicate the number of cases found in the data file. They cannot be interpreted as summary statistics of the population of interest.

CEA01A: Number of people present for selected category in the last7 days (Male adults)

Information	[Type= discrete] [Format=numeric] [Range= 0-8] [Missing=*]
-------------	--

Statistics [NW/ W]	[Valid=6132 /-] [Invalid=24 /-] [Mean=0.607 /-] [StdDev=0.837 /-]
--------------------	---

Value	Label	Cases	Percentage
0		3391	<div></div> 55.3%
1		2039	<div></div> 33.3%
2		513	<div></div> 8.4%
3		133	<div></div> 2.2%
4		39	<div></div> 0.6%
5		7	<div></div> 0.1%
6		5	<div></div> 0.1%
7		2	<div></div> 0.0%
8		3	<div></div> 0.0%
Sysmiss		24	

Warning: these figures indicate the number of cases found in the data file. They cannot be interpreted as summary statistics of the population of interest.

CEA01B: Number of people present for selected category in the last7 days (Female adults)

Information	[Type= discrete] [Format=numeric] [Range= 0-12] [Missing=*]
-------------	---

Statistics [NW/ W]	[Valid=6132 /-] [Invalid=24 /-] [Mean=0.724 /-] [StdDev=0.841 /-]
--------------------	---

Value	Label	Cases	Percentage
0		2780	<div></div> 45.3%
1		2542	<div></div> 41.5%
2		623	<div></div> 10.2%
3		136	<div></div> 2.2%
4		34	<div></div> 0.6%
5		6	<div></div> 0.1%
6		4	<div></div> 0.1%
7		5	<div></div> 0.1%
8		1	<div></div> 0.0%
12		1	<div></div> 0.0%
Sysmiss		24	

Warning: these figures indicate the number of cases found in the data file. They cannot be interpreted as summary statistics of the population of interest.










CEA01C: Number of people present for selected category in the last7 days(Male children)

Information	[Type= discrete] [Format=numeric] [Range= 0-9] [Missing=*]
-------------	--

File : GSEC15A

CEA01C: Number of people present for selected category in the last7 days(Male children)

Statistics [NW/ W] [Valid=6132 /-] [Invalid=24 /-] [Mean=0.701 /-] [StdDev=1.098 /-]










Value	Label	Cases	Percentage
0		3789	 61.8%
1		1126	 18.4%
2		723	 11.8%
3		328	 5.3%
4		112	 1.8%
5		35	 0.6%
6		15	 0.2%
7		3	 0.0%
9		1	 0.0%
Sysmiss		24	

Warning: these figures indicate the number of cases found in the data file. They cannot be interpreted as summary statistics of the population of interest.

CEA01D: Number of people present for selected category in the last7 day(Female children)

Information [Type= discrete] [Format=numeric] [Range= 0-8] [Missing=*]

Statistics [NW/ W] [Valid=6132 /-] [Invalid=24 /-] [Mean=0.71 /-] [StdDev=1.133 /-]

Value	Label	Cases	Percentage
0		3809	 62.1%
1		1114	 18.2%
2		692	 11.3%
3		317	 5.2%
4		130	 2.1%
5		44	 0.7%
6		19	 0.3%
7		6	 0.1%
8		1	 0.0%
Sysmiss		24	

Warning: these figures indicate the number of cases found in the data file. They cannot be interpreted as summary statistics of the population of interest.

File : GSEC15B

hhid: Unique household identifier in 2019/20

Information [Type= discrete] [Format=character] [Missing=*]

Statistics [NW/ W] [Valid=385434 /-] [Invalid=0 /-]

coicop_2: Classification of consumption by purpose:group

Information [Type= discrete] [Format=numeric] [Range= 11-127] [Missing=*]

Statistics [NW/ W] [Valid=48615 /-] [Invalid=336819 /-]

Value	Label	Cases	Percentage
11	Food	44607	91.8%
12	Non-alcoholic beverages	2844	5.9%
21	Alcoholic beverages	1050	2.2%
22	Tobacco	114	0.2%
24	Narcotics	0	
31	Clothing	0	
32	Footwear	0	
41	Actual Rentals for Housing	0	
42	Imputed Rentals for Housing	0	
43	Maintenance and repair of the dwelling	0	
44	Water Supply and Miscellaneous Services relating to t	0	
45	Electricity, Gas and Other Fuels	0	
51	Furniture and furnishings, Carpets and Other Floor Co	0	
52	Household Textiles	0	
53	Household Appliances	0	
54	Glassware, Tableware and Household Utensils	0	
55	Tools and Equipments for House and Garden	0	
56	Goods and Services for Routine Household Maintenance	0	
61	Medical Products, Appliances and Equipments	0	
62	Outpatient Services	0	
63	Hospital Services	0	
71	Purchase of Vehicles	0	
72	Operation of Personal Transport Equipment	0	
73	Transport Services	0	
81	Postal services	0	
82	Telephone and telefax equipment	0	
83	Telephone and telefax services	0	
91	Audio-visual, photographic and information processing	0	
92	Other Major durables for Recreation and Culture	0	
93	Other recreational items and equipment, gardens and p	0	
94	Recreational and Cultural Services	0	
95	Newspapers, books and stationery	0	
96	Package holidays	0	
101	Pre-Primary and Primary Education	0	
102	Secondary Education	0	
103	Post-secondary non-tertiary education	0	
104	Tertiary Education	0	

File : GSEC15B

coicop_2: Classification of consumption by purpose:group

Value	Label	Cases	Percentage
105	Education not definable by level	0	
111	Catering services	0	
112	Accommodation services	0	
121	Personal Care	0	
123	Personal Effects n.e.c	0	
124	Social protection	0	
125	Insurance	0	
126	Financial services n.e.c.	0	
127	Other services n.e.c.	0	
Sysmiss		336819	

Warning: these figures indicate the number of cases found in the data file. They cannot be interpreted as summary statistics of the population of interest.

coicop_3: Classification of consumption by purpose:Class

Information	[Type= discrete] [Format=numeric] [Range= 111-1271] [Missing=*]
Statistics [NW/ W]	[Valid=48615 /-] [Invalid=336819 /-]

Value	Label	Cases	Percentage
111	Cereals and cereal products	6037	12.4%
112	Meat	1959	4.0%
113	Fish and Sea Food	2326	4.8%
114	Milk, Other Dairy products and eggs	1990	4.1%
115	Oils and Fats	2233	4.6%
116	Fruits and nuts	5805	11.9%
117	Vegetables , tubers, Plantaina Cooking Bananas and P	18805	38.7%
118	Sugar, jam, honey, chocolate, and confectionery	466	1.0%
119	Ready made food and Food Products n.e.c.	3108	6.4%
121	Fruits and Vegetable juices	60	0.1%
122	Coffee and coffee substitutes	87	0.2%
123	Tea, Mate and Other plant products	1918	3.9%
124	Cocoa drinks	0	
125	Water	74	0.2%
126	Soft drinks	600	1.2%
129	Other NON-alcoholic beverages	0	
211	Spirits and Liquor	669	1.4%
212	Wine	0	
213	Beer	206	0.4%
221	Tobacco	267	0.5%
311	Clothing Materials	0	
312	Garments	0	
313	Other articles of clothing and clothing accessories	0	
314	Cleaning, Repair and Hire of Clothing	0	
321	Shoes and other footwear	0	
322	Repair and Hire of Footwear	0	
411	Actual Rentals paid by Tenants	0	
412	Other Actual Rentals	0	

File : GSEC15B

coicop_3: Classification of consumption by purpose:Class

Value	Label	Cases	Percentage
421	Imputed rentals of ownerâ€™occupiers	0	
422	Other imputed rentals	0	
431	Materials for the Maintenance and repair of the dwell	0	
432	Services for the Maintenance and repair of the dwelli	0	
441	Water supply	0	
442	Refuse Collection	0	
443	Sewage Collection	0	
444	Other Services relating to the dwelling n.e.c	0	
451	Electricity	0	
452	Gas	0	
453	Liquid Fuels	0	
454	Solid Fuels	0	
511	Furniture and furnishings	0	
512	Carpets and other floor coverings	0	
513	Repair of furniture, furnishings and floor coverings	0	
521	Household Textiles	0	
531	Major household appliances whether electric or not	0	
532	Small electric household appliances	0	
533	Repair of Household appliances	0	
541	Glassware, Tableware and Household Utensils	0	
551	Major tools and equipment	0	
552	Small tools and miscellaneous accessories	0	
561	Non-durable Household Goods	0	
562	Domestic services and Household Services	0	
611	Pharmaceutical products	0	
612	Other Medical Products	0	
613	Therapeutical appliances and equipment	0	
621	Medical Services	0	
622	Dental Services	0	
623	Paramedical Services	0	
631	Hospital Services	0	
711	Motor cars	0	
712	Motor Cycles	0	
713	Bicycles	0	
714	Animal drawn vehicles	0	
721	Spare parts and accessories	0	
722	Fuels and lubricants	0	
723	Maintenance and repair of personal transport equipmen	0	
724	Other services in respect of personal transport equip	0	
731	Passenger transport by Railway	0	
732	Passenger transport by road	0	
733	Passenger transport by Air	0	
734	Passenger transport by sea and inland waterway	0	

File : GSEC15B

coicop_3: Classification of consumption by purpose:Class

Value	Label	Cases	Percentage
735	Combined Passenger Transport	0	
736	Other purchased transport services	0	
811	Postal services	0	
821	Telephone and telefax equipment	0	
831	Telephone and telefax services	0	
911	Equipments for reception, recording and reproduction	0	
912	Photographic and Cinematographic equipments and Optic	0	
913	Information Processing Equipments	0	
914	Recording media	0	
915	Repair of audio-visual, photographic and information	0	
921	Major Durables for outdoor recreation	0	
922	Musical instrument and majors durables for indoor rec	0	
923	Maintenance and repair of other major durables for re	0	
931	Games, toys and hobbies	0	
932	Equipment for sport, camping and open��air recreatio	0	
933	Gardens, plants and flowers	0	
934	Pets and related products	0	
935	Veterinary and other services for pets	0	
941	Recreational and sporting services	0	
942	Cultural services	0	
943	Games of chance	0	
951	Books	0	
952	Newspapers and Periodicals	0	
953	Miscellaneous printed matter	0	
954	Stationary and Drawing Materials	0	
961	Package holidays	0	
1011	Pre-Primary and Primary Education	0	
1021	Secondary Education	0	
1031	Post-secondary non-tertiary education	0	
1041	Tertiary Education	0	
1051	Education not definable by level	0	
1111	Restaurants, Cafes and the like	2005	4.1%
1112	Canteens	0	
1121	Accommodation services	0	
1211	Hairdressing salons and personal grooming establishme	0	
1212	Electrical appliances for personal care	0	
1213	Other Appliances, articles and products for personal	0	
1231	Jewellery, clocks and watches	0	
1232	Other personal effects	0	
1241	Social protection Services	0	
1252	Insurance connected with the dwelling	0	
1253	Insurance connected with health	0	
1254	Insurance connected with transport	0	

File : GSEC15B

coicop_3: Classification of consumption by purpose:Class

Value	Label	Cases	Percentage
1255	Other insurance	0	
1261	Financial services n.e.c.	0	
1271	Other services n.e.c.	0	
Sysmiss		336819	

Warning: these figures indicate the number of cases found in the data file. They cannot be interpreted as summary statistics of the population of interest.

CEB01: Item code

Information	[Type= discrete] [Format=numeric] [Range= 100-1762] [Missing=*]
Statistics [NW/ W]	[Valid=385434 /-] [Invalid=0 /-]

Value	Label	Cases	Percentage
100	Matooke	0	
101	Matooke (Bunch)	3059	0.8%
102	Matooke (Cluster)	3059	0.8%
103	Matooke (Heap)	3059	0.8%
104	Matooke others	3059	0.8%
105	Sweet Potatoes	3059	0.8%
106	Sweet Potatoes (Dry)	3059	0.8%
107	Cassava (Fresh)	3059	0.8%
108	Cassava (Dry)	3059	0.8%
109	Irish Potatoes	3059	0.8%
110	Rice	3059	0.8%
111	Maize grains	3059	0.8%
112	Maize cobs	3059	0.8%
113	Maize flour	3059	0.8%
114	Bread (wheat)	3059	0.8%
116	Sorghum	3059	0.8%
117	Beef	3059	0.8%
118	Pork	3059	0.8%
119	Goat Meat	3059	0.8%
120	Other Meat (eg duck, rabbit etc)	3059	0.8%
121	Chicken	3059	0.8%
124	Eggs	3059	0.8%
125	Fresh Milk	3059	0.8%
126	Infant Formula Foods	3059	0.8%
128	Ghee	3059	0.8%
129	Margarine	3059	0.8%
130	Passion Fruits	3059	0.8%
132	Mangoes	3059	0.8%
133	Oranges/Tangerines	3059	0.8%
134	Other Fruits	3059	0.8%
135	Onions	3059	0.8%
136	Tomatoes	3059	0.8%
137	Cabbages	3059	0.8%
138	Dodo/Nakati/gyobyoy/Malakwang	3059	0.8%

File : GSEC15B

CEB01: Item code

Value	Label	Cases	Percentage	
139	Other vegetables	3059		0.8%
140	Bean(fresh)	3059		0.8%
141	Beans (dry)	3059		0.8%
142	Ground nuts (in shell)	3059		0.8%
143	Ground nuts (shelled)	3059		0.8%
144	Ground nuts (pounded)	3059		0.8%
145	Peas(fresh)	3059		0.8%
147	Sugar	3059		0.8%
148	Coffee instant	3059		0.8%
149	Tea	3059		0.8%
150	Salt	3059		0.8%
151	Soda*	3059		0.8%
152	Beer*	3059		0.8%
153	Other Alcoholic drinks	3059		0.8%
154	Other drinks	3059		0.8%
155	Cigarrates	3059		0.8%
156	Other Tobacco	3059		0.8%
157	Food in Restaurants	3059		0.8%
158	Soda in Restaurants	3059		0.8%
159	Beer Restaurants	3059		0.8%
160	Other juice Packed in Restaurants	3059		0.8%
161	Other foods in Restaurants	3059		0.8%
162	Peas(dry)	3059		0.8%
163	Ground nuts (paste)	3059		0.8%
164	Green Pepper	3059		0.8%
165	Pumpkins	3059		0.8%
166	Avocado	3059		0.8%
167	Carrots	3059		0.8%
168	Egg plants	3059		0.8%
169	Watermelon	3059		0.8%
170	Pineapple	3059		0.8%
171	Pawpaw	3059		0.8%
172	Wheat (flour)	3059		0.8%
173	Chapati	3059		0.8%
174	Apples	3059		0.8%
175	Water	3059		0.8%
1041	Matooke (Sack)	0		
1042	Matooke (Piece)	0		
1043	Matooke (other)	3059		0.8%
1051	Sweet Potatoes white/yellow(Fresh)	0		
1052	Sweet Potatoes-orange fleshed (fresh)	0		
1061	Sweet Potatoes white/yellow (Dry)	0		
1062	Sweet Potatoes-orange (Dry)	0		

File : GSEC15B

CEB01: Item code

Value	Label	Cases	Percentage
1063	Sweet Potatoes white/yellow (flour)	3059	0.8%
1064	Sweet Potatoes orange (flour)	0	
1081	Cassava (Dry)	3059	0.8%
1082	Cassava (flour)	3059	0.8%
1083	Pancakes(Kabalagala)	3059	0.8%
1101	Rice (white)	0	
1102	Rice (brown)	0	
1103	Rice flour	0	
1111	Maize yellow (grains)	0	
1112	Maize white (grains)	0	
1121	Maize white (cobs)	0	
1122	Maize yellow (cobs)	0	
1131	Maize white (flour)	0	
1132	Maize yellow (flour)	0	
1151	Millet flour	3059	0.8%
1171	Beef Liver	0	
1172	Beef Offals	0	
1173	Roasted beef	0	
1174	Sausages	3059	0.8%
1181	Pork	3059	0.8%
1182	Roasted Pork	0	
1191	Goat Liver	0	
1192	Goat offals	0	
1193	Roasted goat meat	0	
1201	Roasted other meat	0	
1211	Chicken off-layer	3059	0.8%
1212	Chicken Broiler	3059	0.8%
1213	Chicken Kroiler	3059	0.8%
1214	Chicken Local	3059	0.8%
1215	Roasted Chicken	0	
1221	Fresh tilapia Fish	3059	0.8%
1222	Fresh Nile perch	3059	0.8%
1231	Dry/ Smoked tilapia fish	3059	0.8%
1232	Dry/Smoked Nile perch	3059	0.8%
1234	Dried Nkejje	3059	0.8%
1235	Other fresh fish	3059	0.8%
1236	Other dry/smoked fish	3059	0.8%
1237	Silver Fish (Mukene)	3059	0.8%
1241	Eggs (yellow yolk)	0	
1242	Eggs (white yolk)	0	
1243	Other eggs (duck, turkey etc)	0	
1251	Milk Powdered	3059	0.8%
1252	Fermented milk (Bongo)	3059	0.8%

File : GSEC15B

CEB01: Item code

Value	Label	Cases	Percentage	
1253	Ice-cream	3059		0.8%
1254	Yoghurt	3059		0.8%
1271	Cooking oil refined	3059		0.8%
1272	Cooking oil unrefined	3059		0.8%
1281	Cheese	3059		0.8%
1291	Butter	0		
1311	Sweet Bananas-Ndiizi	3059		0.8%
1312	Sweet Bananas-Bogoya	3059		0.8%
1313	Plantain (gonja/kivuvu)	3059		0.8%
1351	Garlic	3059		0.8%
1352	Ginger fresh	3059		0.8%
1353	Ginger powder	3059		0.8%
1371	Cabbages â€™ Red leaf	0		
1372	Cabbage â€™ green leaf	0		
1391	Other spices	3059		0.8%
1461	Simsim	3059		0.8%
1462	Simsim paste	3059		0.8%
1471	Honey	3059		0.8%
1472	Jam/ Mamalede	3059		0.8%
1481	Coffee	0		
1482	Coffee Other	0		
1491	Tea leaves	3059		0.8%
1492	Tea bags	3059		0.8%
1493	Green tea	0		
1501	Salt	0		
1531	Waragi	3059		0.8%
1601	Other juice fresh	3059		0.8%
1602	Other juice packed	3059		0.8%
1603	Other juice Fresh in Restaurants	3059		0.8%
1651	Pumpkin Leaves	0		
1652	Mushrooms	3059		0.8%
1653	Cucumber	0		
1654	Okra	3059		0.8%
1721	Macaroni/Spaghetti	3059		0.8%
1731	Biscuits	3059		0.8%
1732	Cakes	3059		0.8%
1733	Doughnuts	3059		0.8%
1734	Cornflakes	3059		0.8%
1735	Samosas	3059		0.8%
1741	Yarms(arrow root)	3059		0.8%
1742	sugarcane	3059		0.8%
1743	Jackfruit(ffene)	3059		0.8%
1761	Soya beans (fresh)	3059		0.8%

File : GSEC15B

CEB01: Item code

Value	Label	Cases	Percentage
1762	Soya beans (dry)	3059	<div></div> 0.8%

Warning: these figures indicate the number of cases found in the data file. They cannot be interpreted as summary statistics of the population of interest.

CEB03: Did your HH consume [ITEM]?

Information	[Type= discrete] [Format=numeric] [Range= 1-2] [Missing=*]
Statistics [NW/ W]	[Valid=385434 /-] [Invalid=0 /-]

Value	Label	Cases	Percentage
1	Yes	48615	<div></div> 12.6%
2	No	336819	<div></div> 87.4%

Warning: these figures indicate the number of cases found in the data file. They cannot be interpreted as summary statistics of the population of interest.

CEB04: How many days were [ITEM] consumed out of the last 7 days?

Information	[Type= discrete] [Format=numeric] [Range= 1-7] [Missing=*]
Statistics [NW/ W]	[Valid=48573 /-] [Invalid=336861 /-] [Mean=3.752 /-] [StdDev=2.395 /-]

Value	Label	Cases	Percentage
1		11101	<div></div> 22.9%
2		9734	<div></div> 20.0%
3		6635	<div></div> 13.7%
4		3564	<div></div> 7.3%
5		2285	<div></div> 4.7%
6		704	<div></div> 1.4%
7		14550	<div></div> 30.0%
Sysmiss		336861	

Warning: these figures indicate the number of cases found in the data file. They cannot be interpreted as summary statistics of the population of interest.

CEB03C: Unit of Qty

Information	[Type= discrete] [Format=numeric] [Range= 1-999] [Missing=*]
Statistics [NW/ W]	[Valid=47889 /-] [Invalid=337545 /-]

Value	Label	Cases	Percentage
1	Kilogram (kg)	7197	<div></div> 15.0%
2	Gram	59	<div></div> 0.1%
3	Litre	553	<div></div> 1.2%
4	Small cup wuth handle(Akendo)	0	
5	Metre	0	
6	Square metre	0	
7	Yard	0	
8	Millilitre	0	
9	Sack (120 kgs)	0	
10	Sack (100 kgs)	0	
11	Sack (80 kgs)	0	
12	Sack (50 kgs)	0	
14	Jerrican (20 lts)	0	
15	Jerrican (10 lts)	1	<div></div> 0.0%
16	Jerrican (5 lts)	2	<div></div> 0.0%

File : GSEC15B

CEB03C: Unit of Qty

Value	Label	Cases	Percentage
17	Jerrican (3 lts)	9	0.0%
18	Jerrican (2 lts)	3	0.0%
19	Jerrican (1 lt)	14	0.0%
20	Tin (Debe) - 20 lts	24	0.1%
21	Tin (5 lts)	20	0.0%
22	Plastic Basin (15 lts)	455	1.0%
23	Bottle(750ml)	14	0.0%
24	Bottle(500ml)	361	0.8%
25	Bottle(350ml)	168	0.4%
26	Bottle(300ml)	717	1.5%
27	Bottle(250ml)	103	0.2%
28	Bottle(150ml)	279	0.6%
29	Kimbo/Cowboy/Blueband Tin (2kg)	138	0.3%
30	Kimbo/Cowboy/Blueband Tin (1kg)	84	0.2%
31	Kimbo/Cowboy/Blueband Tin (0.5kg)	27	0.1%
32	Cup/Mug(0.5lt)	2475	5.2%
33	Glass(0.25lt)	281	0.6%
34	Ladle(100g)	19	0.0%
35	Table spoon	121	0.3%
36	Tea spoon	14	0.0%
37	Basket (20 kg)	25	0.1%
38	Basket (10 kg)	84	0.2%
39	Basket (5 kg)	159	0.3%
40	Basket (2 kg)	70	0.1%
43	Buns (200 g)	0	
44	Buns (100 g)	87	0.2%
45	Buns (50 g)	37	0.1%
46	Bathing soap (Tablet)	0	
47	Washing soap (Bar)	0	
48	Washing soap (Tablet)	0	
49	Packet (2 kg)	16	0.0%
50	Packet (1 kg)	10	0.0%
51	Packet (500 g)	2518	5.3%
52	Packet (250 g)	463	1.0%
53	Packet (100 g)	220	0.5%
54	Packet(125g)	147	0.3%
55	Fish Whole(small)	186	0.4%
56	Fish Whole (medium)	258	0.5%
57	Fish Whole (large)	75	0.2%
58	Fish Cut piece (up to 1kg)	40	0.1%
59	Fish Cut piece (1 - 2 kg)	8	0.0%
60	Fish Cut piece(Above 2 kg)	0	
61	Tray of 30 eggs	18	0.0%

File : GSEC15B

CEB03C: Unit of Qty

Value	Label	Cases	Percentage
62	Ream	0	
63	Crate	2	0.0%
64	Heap(unspecified)	0	
65	Dozen	0	
66	Bundle (Unspecified)	0	
67	Bunch- Big	203	0.4%
68	Bunch- medium	804	1.7%
69	Bunch- small	479	1.0%
70	Bunch(Big)	0	
71	Bunch(Medium)	0	
72	Bunch(Small)	0	
73	Cluster(Unspecified)	0	
74	Gourd(1-5lts)	0	
75	Gourd(5-10lts)	0	
76	Gourd (Above 10 lts)	0	
77	Jug (2 lts)	84	0.2%
78	Jug (1.5 lts)	0	
79	Jug (1 lt)	26	0.1%
80	Tot (50 ml)	11	0.0%
81	Tot (sachet)	24	0.1%
82	Tot (Unspecified)	7	0.0%
83	Tobacco leaf (Number)	72	0.2%
84	Pair	0	
85	Number of Units (General)	2274	4.7%
86	Acre	0	
87	Piece-Big	1050	2.2%
88	Piece-Medium	2225	4.6%
89	Piece-Small	2467	5.2%
90	Heap - Big	1304	2.7%
91	Heap - medium	3276	6.8%
92	Heap - small	4863	10.2%
93	Cluster - big	117	0.2%
94	Cluster - medium	189	0.4%
95	Cluster - Small	156	0.3%
96	Bundle-Big	623	1.3%
97	Bundle-Medium	1115	2.3%
98	Bundle-Small	1469	3.1%
99	Others specify	0	
100	Fish Whole-Large	0	
101	Fish Whole-Medium	0	
102	Fish Whole-Small	0	
103	Plastinbasin(5ltrs)	70	0.1%
104	Glass(0.5ltrs)	45	0.1%

File : GSEC15B

CEB03C: Unit of Qty

Value	Label	Cases	Percentage
105	Glass(0.125ltrs)	133	0.3%
106	Jug(2.5ltrs)	0	
107	Nice cup(100g)- Large	528	1.1%
108	Nice cup(60g)-Medium	1865	3.9%
109	Nice cup(50g)-Small	457	1.0%
110	Metallic tumbler(100g)- Big	0	
111	Metallic tumbler(50g)- Small	0	
112	Plastic tumbler(50g)- Big	0	
113	Plastic tumbler(30g)-Small	0	
114	Plastic plate(60g)-Large	0	
115	Plastic plate(30g)-Small	0	
116	Metallic plate(100g)-Large	0	
117	Metallic plate(80g)- Small	0	
118	Plastic bowl(40g)	0	
119	Nomi Tin(1kg)	49	0.1%
120	Nomi Tin(500g)	6	0.0%
121	Nomi Tin(250g)	7	0.0%
122	Nido Tin(400g)	11	0.0%
123	Akendo-Big	339	0.7%
124	Akendo-Medium	235	0.5%
125	Akendo-Small	461	1.0%
126	Jerrican(0.5ltrs)	6	0.0%
127	Container- Big	0	
128	Container-Medium	0	
129	Container-Small	0	
130	Container- Smallest	0	
131	Bottle(500g)	0	
132	Bottle(350g)	0	
133	Sadolin Tin- 3ltrs	0	
134	Loaf (Kg)	279	0.6%
135	Loaf (0.5kg)	242	0.5%
136		5	0.0%
137	Bottle (1tr	15	0.0%
138	Bottle (1.5ltr)	30	0.1%
139	Bottle (2ltr)	0	
140	sacket (10g)	984	2.1%
141	Sacket (15g)	755	1.6%
142	Sacket (20g)	91	0.2%
143	Sacket (25g)	6	0.0%
144	Sacket (30g)	14	0.0%
145	Sacket (50g)	18	0.0%
146	Sacket (100g)	8	0.0%
147	Sacket (150g)	0	

File : GSEC15B

CEB03C: Unit of Qty

Value	Label	Cases	Percentage
800	Sackets (25ml)	245	0.5%
801	Sackets (50ml)	112	0.2%
802	Sackets (100ml)	85	0.2%
900	Other	0	
996	Whole chicken -Big	190	0.4%
997	Whole chicken-Medium	112	0.2%
998	Whole chicken -Small	43	0.1%
999		44	0.1%
Sysmiss		337545	

Warning: these figures indicate the number of cases found in the data file. They cannot be interpreted as summary statistics of the population of interest.

CEB06: Quantity of hhold [item] purchased for consumptn at home during the last 7 days

Information	[Type= continuous] [Format=numeric] [Range= 0.05-10000] [Missing=*]
Statistics [NW/ W]	[Valid=31849 /-] [Invalid=353585 /-] [Mean=3.216 /-] [StdDev=56.201 /-]

CEB14a: Market price for purchasing [item] for consumption at home per unit of consumptn

Information	[Type= continuous] [Format=numeric] [Range= 20-55000] [Missing=*]
Statistics [NW/ W]	[Valid=31846 /-] [Invalid=353588 /-] [Mean=1925.71 /-] [StdDev=2935.147 /-]

CEB07: What is the total Value for [item] purchased for consumption at home

Information	[Type= continuous] [Format=numeric] [Range= 10-122500] [Missing=*]
Statistics [NW/ W]	[Valid=31847 /-] [Invalid=353587 /-] [Mean=3236.061 /-] [StdDev=5008.498 /-]

CEB08: Quantit of hhold [item] purchasd for consumptn Away from home during last7 days

Information	[Type= continuous] [Format=numeric] [Range= 0.25-7000] [Missing=*]
Statistics [NW/ W]	[Valid=1085 /-] [Invalid=384349 /-] [Mean=10.643 /-] [StdDev=212.44 /-]

CEB14b: Market price for purchasg[item] for consumptn Away from home per unit of consmpn

Information	[Type= continuous] [Format=numeric] [Range= 50-20000] [Missing=*]
Statistics [NW/ W]	[Valid=951 /-] [Invalid=384483 /-] [Mean=1460.436 /-] [StdDev=1940.997 /-]

CEB09: What is the total Value for [item] purchased for consumptn Away from home

Information	[Type= continuous] [Format=numeric] [Range= 25-138000] [Missing=*]
Statistics [NW/ W]	[Valid=1579 /-] [Invalid=383855 /-] [Mean=8731.048 /-] [StdDev=12511.394 /-]

CEB10: Quantity consumed out of home produce during the last 7 days?

Information	[Type= continuous] [Format=numeric] [Range= 0.13-1000] [Missing=*]
Statistics [NW/ W]	[Valid=11499 /-] [Invalid=373935 /-] [Mean=5.149 /-] [StdDev=12.037 /-]

CEB14c: Price of [item] if you were to sell it in the market per unit of consump

Information	[Type= continuous] [Format=numeric] [Range= 50-38000] [Missing=*]
Statistics [NW/ W]	[Valid=3946 /-] [Invalid=381488 /-] [Mean=2015.028 /-] [StdDev=3220.492 /-]

CEB11: Total Value for [item] consumed out of Home produce during the last 7 days .

Information	[Type= continuous] [Format=numeric] [Range= 2-294000] [Missing=*]
Statistics [NW/ W]	[Valid=11511 /-] [Invalid=373923 /-] [Mean=6318.959 /-] [StdDev=8865.86 /-]

File : GSEC15B			
# CEB012: Quantity of [item] your household RECEIVED INKIND/FREE during the last 7 days			
Information	[Type= continuous] [Format=numeric] [Range= 0.05-105] [Missing=*]		
Statistics [NW/ W]	[Valid=3958 /-] [Invalid=381476 /-] [Mean=3.416 /-] [StdDev=5.144 /-]		
# CEB013: Total value of [item] Received in kind if it were sold in the market			
Information	[Type= continuous] [Format=numeric] [Range= 50-700000] [Missing=*]		
Statistics [NW/ W]	[Valid=4160 /-] [Invalid=381274 /-] [Mean=4760.698 /-] [StdDev=13214.882 /-]		
# CEB15: Farm gate/producer price per unit of consumption			
Information	[Type= continuous] [Format=numeric] [Range= 2-30000] [Missing=*]		
Statistics [NW/ W]	[Valid=11497 /-] [Invalid=373937 /-] [Mean=2241.772 /-] [StdDev=3228.427 /-]		
# CEB16: Was [item] consumed substandard?			
Information	[Type= discrete] [Format=numeric] [Range= 1-2] [Missing=*]		
Statistics [NW/ W]	[Valid=11861 /-] [Invalid=373573 /-]		
Value	Label	Cases	Percentage
1	Yes	41	0.3%
2	No	11820	99.7%
Sysmiss		373573	
Warning: these figures indicate the number of cases found in the data file. They cannot be interpreted as summary statistics of the population of interest.			
# CEB17: Did the [item] perform well, was it enjoyable or fancy?			
Information	[Type= discrete] [Format=numeric] [Range= 1-5] [Missing=*]		
Statistics [NW/ W]	[Valid=41 /-] [Invalid=385393 /-]		
Value	Label	Cases	Percentage
1	Very Good	0	
2	Good	10	24.4%
3	Not Sure	10	24.4%
4	Poor	21	51.2%
5	Very Poor	0	
Sysmiss		385393	
Warning: these figures indicate the number of cases found in the data file. They cannot be interpreted as summary statistics of the population of interest.			
# CEB18: Did the [item] cause any harm to you or your household members?			
Information	[Type= discrete] [Format=numeric] [Range= 1-5] [Missing=*]		
Statistics [NW/ W]	[Valid=41 /-] [Invalid=385393 /-]		
Value	Label	Cases	Percentage
1	Not Sure	11	26.8%
2	Not Harmful	18	43.9%
3	Less Harmful	10	24.4%
4	Harmful	2	4.9%
5	Very Harmful	0	
Sysmiss		385393	
Warning: these figures indicate the number of cases found in the data file. They cannot be interpreted as summary statistics of the population of interest.			
# CEB19: Was [item] genuine or deceptive in nature, packaging or labeling?			
Information	[Type= discrete] [Format=numeric] [Range= 1-2] [Missing=*]		

File : GSEC15B

CEB19: Was [item] genuine or deceptive in nature, packaging or labeling?

Statistics [NW/ W] [Valid=41 /-] [Invalid=385393 /-]

Value	Label	Cases	Percentage
1	Defective	32	<div></div> 78.0%
2	Genuine	9	<div></div> 22.0%
Sysmiss		385393	

Warning: these figures indicate the number of cases found in the data file. They cannot be interpreted as summary statistics of the population of interest.

File : GSEC15B_2

hhid: Unique household identifier in 2019/20

Information	[Type= discrete] [Format=character] [Missing=*]
-------------	---

Statistics [NW/ W]	[Valid=5754 /-] [Invalid=0 /-]
--------------------	--------------------------------

FF01: Item Description

Information	[Type= discrete] [Format=character] [Missing=*]
-------------	---

Statistics [NW/ W]	[Valid=5754 /-] [Invalid=0 /-]
--------------------	--------------------------------

Value	Label	Cases	Percentage
Cooking fat		1918	<div></div> 33.3%
Cooking oil		1918	<div></div> 33.3%
Salt		1918	<div></div> 33.3%

Warning: these figures indicate the number of cases found in the data file. They cannot be interpreted as summary statistics of the population of interest.

FF02: Item code

Information	[Type= discrete] [Format=numeric] [Range= 127-991] [Missing=*]
-------------	--

Statistics [NW/ W]	[Valid=5754 /-] [Invalid=0 /-]
--------------------	--------------------------------

Value	Label	Cases	Percentage
127	Cooking oil	1918	<div></div> 33.3%
150	Salt	1918	<div></div> 33.3%
991	Cooking fat	1918	<div></div> 33.3%

Warning: these figures indicate the number of cases found in the data file. They cannot be interpreted as summary statistics of the population of interest.

FF_21a: 21a. Was the sample of %rosteritle% collected?

Information	[Type= discrete] [Format=numeric] [Range= 1-3] [Missing=*]
-------------	--

Statistics [NW/ W]	[Valid=2002 /-] [Invalid=3752 /-]
--------------------	-----------------------------------

Value	Label	Cases	Percentage
1	Yes Sample collected	548	<div></div> 27.4%
2	No, Never had sample	1428	<div></div> 71.3%
3	No Refused	26	<div></div> 1.3%
Sysmiss		3752	

Warning: these figures indicate the number of cases found in the data file. They cannot be interpreted as summary statistics of the population of interest.

FF_21b: 21b. Record the the label for the sample of %rosteritle% collected

Information	[Type= discrete] [Format=character] [Missing=*]
-------------	---

Statistics [NW/ W]	[Valid=547 /-] [Invalid=0 /-]
--------------------	-------------------------------

Value	Label	Cases	Percentage
U! 3363		1	<div></div> 0.2%
UF-->79		1	<div></div> 0.2%
UF-1530		1	<div></div> 0.2%
UF-1531		1	<div></div> 0.2%
UF-1569		1	<div></div> 0.2%
UF-1812		1	<div></div> 0.2%
UF-3062		1	<div></div> 0.2%
UF-3085		1	<div></div> 0.2%
UF-3090		1	<div></div> 0.2%
UF-3104		1	<div></div> 0.2%

File : GSEC15B_2

FF_21b: 21b. Record the the label for the sample of %rosteritle% collected

Value	Label	Cases	Percentage
UF-3108		1	0.2%
UF-3109		1	0.2%
UF-3376		1	0.2%
UF-3381		1	0.2%
UF-3467		1	0.2%
UF-3472		1	0.2%
UF-3496		1	0.2%
UF-3517		1	0.2%
UF-3619		1	0.2%
UF-3626		1	0.2%
UF-3649		1	0.2%
UF-3664		1	0.2%
UF-3678		1	0.2%
UF-3679		1	0.2%
UF-3684		1	0.2%
UF-3694		1	0.2%
UF-3821		1	0.2%
UF-3831		1	0.2%
UF-3873		1	0.2%
UF-3903		1	0.2%
UF-3905		1	0.2%
UF-3906		1	0.2%
UF-3913		1	0.2%
UF-3923		1	0.2%
UF-4124		1	0.2%
UF-4141		1	0.2%
UF-4172		1	0.2%
UF-4175		1	0.2%
UF-5482		1	0.2%
UF-5612		1	0.2%
UF-5620		1	0.2%
UF-5670		1	0.2%
UF-5677		1	0.2%
UF-5680		1	0.2%
UO-1022		1	0.2%
UO-1027		1	0.2%
UO-1031		1	0.2%
UO-1032		1	0.2%
UO-1033		1	0.2%
UO-1034		1	0.2%
UO-1163		1	0.2%
UO-1266		1	0.2%
UO-1321		1	0.2%

File : GSEC15B_2

FF_21b: 21b. Record the the label for the sample of %rosteritle% collected

Value	Label	Cases	Percentage
UO-1527		1	0.2%
UO-1532		1	0.2%
UO-1533		1	0.2%
UO-1567		1	0.2%
UO-1652		1	0.2%
UO-1653		1	0.2%
UO-1654		1	0.2%
UO-1656		1	0.2%
UO-1657		1	0.2%
UO-1659		1	0.2%
UO-1660		1	0.2%
UO-1661		1	0.2%
UO-1805		1	0.2%
UO-1806		1	0.2%
UO-1847		1	0.2%
UO-2526		1	0.2%
UO-3042		1	0.2%
UO-3051		1	0.2%
UO-3052		1	0.2%
UO-3053		1	0.2%
UO-3054		1	0.2%
UO-3056		1	0.2%
UO-3057		1	0.2%
UO-3058		1	0.2%
UO-3059		1	0.2%
UO-3060		1	0.2%
UO-3061		1	0.2%
UO-3062		1	0.2%
UO-3064		1	0.2%
UO-3065		1	0.2%
UO-3066		1	0.2%
UO-3067		1	0.2%
UO-3068		1	0.2%
UO-3069		1	0.2%
UO-3070		1	0.2%
UO-3071		1	0.2%
UO-3072		1	0.2%
UO-3073		1	0.2%
UO-3074		1	0.2%
UO-3075		1	0.2%
UO-3076		1	0.2%
UO-3077		1	0.2%
UO-3078		1	0.2%

File : GSEC15B_2

FF_21b: 21b. Record the the label for the sample of %rosteritle% collected

Value	Label	Cases	Percentage
UO-3079		1	0.2%
UO-3080		1	0.2%
UO-3081		1	0.2%
UO-3082		1	0.2%
UO-3083		1	0.2%
UO-3084		1	0.2%
UO-3086		1	0.2%
UO-3087		1	0.2%
UO-3088		1	0.2%
UO-3089		1	0.2%
UO-3091		1	0.2%
UO-3092		1	0.2%
UO-3093		1	0.2%
UO-3094		1	0.2%
UO-3095		1	0.2%
UO-3096		1	0.2%
UO-3097		1	0.2%
UO-3098		1	0.2%
UO-3103		1	0.2%
UO-3105		1	0.2%
UO-3106		1	0.2%
UO-3108		1	0.2%
UO-3236		1	0.2%
UO-3247		1	0.2%
UO-3273		1	0.2%
UO-3274		1	0.2%
UO-3276		1	0.2%
UO-3286		1	0.2%
UO-3289		1	0.2%
UO-3309		1	0.2%
UO-3344		1	0.2%
UO-3345		1	0.2%
UO-3377		1	0.2%
UO-3381		1	0.2%
UO-3390		1	0.2%
UO-3391		1	0.2%
UO-3403		1	0.2%
UO-3404		1	0.2%
UO-3406		1	0.2%
UO-3407		1	0.2%
UO-3408		1	0.2%
UO-3409		1	0.2%
UO-3410		1	0.2%

File : GSEC15B_2

FF_21b: 21b. Record the the label for the sample of %rosteritle% collected

Value	Label	Cases	Percentage
UO-3411		1	0.2%
UO-3416		1	0.2%
UO-3417		2	0.4%
UO-3418		1	0.2%
UO-3420		2	0.4%
UO-3422		1	0.2%
UO-3423		1	0.2%
UO-3424		1	0.2%
UO-3427		1	0.2%
UO-3428		1	0.2%
UO-3429		1	0.2%
UO-3430		1	0.2%
UO-3431		1	0.2%
UO-3432		1	0.2%
UO-3433		1	0.2%
UO-3434		1	0.2%
UO-3435		1	0.2%
UO-3436		1	0.2%
UO-3437		1	0.2%
UO-3438		1	0.2%
UO-3439		1	0.2%
UO-3440		1	0.2%
UO-3441		1	0.2%
UO-3465		1	0.2%
UO-3466		1	0.2%
UO-3468		1	0.2%
UO-3469		1	0.2%
UO-3470		1	0.2%
UO-3471		1	0.2%
UO-3473		1	0.2%
UO-3474		1	0.2%
UO-3475		1	0.2%
UO-3476		1	0.2%
UO-3477		1	0.2%
UO-3478		1	0.2%
UO-3479		1	0.2%
UO-3480		1	0.2%
UO-3481		1	0.2%
UO-3482		1	0.2%
UO-3483		1	0.2%
UO-3493		1	0.2%
UO-3495		1	0.2%
UO-3497		1	0.2%

File : GSEC15B_2

FF_21b: 21b. Record the the label for the sample of %rosteritle% collected

Value	Label	Cases	Percentage
UO-3504		1	0.2%
UO-3508		1	0.2%
UO-3510		1	0.2%
UO-3513		1	0.2%
UO-3514		1	0.2%
UO-3515		1	0.2%
UO-3516		1	0.2%
UO-3517		1	0.2%
UO-3518		1	0.2%
UO-3519		1	0.2%
UO-3520		1	0.2%
UO-3521		1	0.2%
UO-3523		1	0.2%
UO-3524		1	0.2%
UO-3525		1	0.2%
UO-3620		1	0.2%
UO-3621		1	0.2%
UO-3622		1	0.2%
UO-3624		1	0.2%
UO-3625		1	0.2%
UO-3626		1	0.2%
UO-3627		1	0.2%
UO-3628		1	0.2%
UO-3630		1	0.2%
UO-3631		1	0.2%
UO-3632		1	0.2%
UO-3633		1	0.2%
UO-3634		1	0.2%
UO-3635		1	0.2%
UO-3637		1	0.2%
UO-3638		1	0.2%
UO-3639		1	0.2%
UO-3640		1	0.2%
UO-3641		1	0.2%
UO-3642		1	0.2%
UO-3643		1	0.2%
UO-3644		1	0.2%
UO-3645		1	0.2%
UO-3646		1	0.2%
UO-3648		1	0.2%
UO-3649		1	0.2%
UO-3652		1	0.2%
UO-3654		1	0.2%

File : GSEC15B_2

FF_21b: 21b. Record the the label for the sample of %roster% collected

Value	Label	Cases	Percentage
UO-3656		1	0.2%
UO-3657		1	0.2%
UO-3658		1	0.2%
UO-3659		1	0.2%
UO-3660		1	0.2%
UO-3662		1	0.2%
UO-3663		1	0.2%
UO-3667		1	0.2%
UO-3669		1	0.2%
UO-3670		1	0.2%
UO-3671		1	0.2%
UO-3672		1	0.2%
UO-3673		1	0.2%
UO-3676		1	0.2%
UO-3677		1	0.2%
UO-3678		1	0.2%
UO-3680		1	0.2%
UO-3681		1	0.2%
UO-3683		1	0.2%
UO-3684		1	0.2%
UO-3685		1	0.2%
UO-3686		1	0.2%
UO-3691		1	0.2%
UO-3692		1	0.2%
UO-3694		1	0.2%
UO-3695		1	0.2%
UO-3704		1	0.2%
UO-3705		1	0.2%
UO-3706		1	0.2%
UO-3708		1	0.2%
UO-3709		1	0.2%
UO-3710		1	0.2%
UO-3711		1	0.2%
UO-3712		1	0.2%
UO-3713		1	0.2%
UO-3714		1	0.2%
UO-3718		1	0.2%
UO-3719		1	0.2%
UO-3720		1	0.2%
UO-3721		1	0.2%
UO-3722		1	0.2%
UO-3726		1	0.2%
UO-3727		1	0.2%

File : GSEC15B_2

FF_21b: 21b. Record the the label for the sample of %rosteritle% collected

Value	Label	Cases	Percentage
UO-3728		1	0.2%
UO-3729		1	0.2%
UO-3732		1	0.2%
UO-3733		1	0.2%
UO-3735		1	0.2%
UO-3736		1	0.2%
UO-3737		1	0.2%
UO-3738		1	0.2%
UO-3739		1	0.2%
UO-3741		1	0.2%
UO-3743		1	0.2%
UO-3744		1	0.2%
UO-3745		1	0.2%
UO-3781		1	0.2%
UO-3786		1	0.2%
UO-3787		1	0.2%
UO-3788		1	0.2%
UO-3789		1	0.2%
UO-3790		1	0.2%
UO-3791		1	0.2%
UO-3792		1	0.2%
UO-3793		1	0.2%
UO-3796		1	0.2%
UO-3797		1	0.2%
UO-3798		1	0.2%
UO-3799		1	0.2%
UO-3807		1	0.2%
UO-3808		1	0.2%
UO-3809		1	0.2%
UO-3810		1	0.2%
UO-3811		1	0.2%
UO-3812		1	0.2%
UO-3814		1	0.2%
UO-3815		1	0.2%
UO-3817		1	0.2%
UO-3818		1	0.2%
UO-3819		1	0.2%
UO-3820		1	0.2%
UO-3822		1	0.2%
UO-3823		1	0.2%
UO-3824		1	0.2%
UO-3825		1	0.2%
UO-3826		1	0.2%

File : GSEC15B_2

FF_21b: 21b. Record the the label for the sample of %roster% collected

Value	Label	Cases	Percentage
UO-3827		1	0.2%
UO-3828		1	0.2%
UO-3829		1	0.2%
UO-3830		1	0.2%
UO-3832		1	0.2%
UO-3833		1	0.2%
UO-3835		1	0.2%
UO-3836		1	0.2%
UO-3839		1	0.2%
UO-3840		1	0.2%
UO-3841		1	0.2%
UO-3842		1	0.2%
UO-3843		1	0.2%
UO-3844		1	0.2%
UO-3845		1	0.2%
UO-3846		1	0.2%
UO-3847		1	0.2%
UO-3848		1	0.2%
UO-3849		1	0.2%
UO-3850		1	0.2%
UO-3852		1	0.2%
UO-3853		1	0.2%
UO-3854		1	0.2%
UO-3856		1	0.2%
UO-3857		1	0.2%
UO-3858		1	0.2%
UO-3859		1	0.2%
UO-3861		1	0.2%
UO-3863		1	0.2%
UO-3864		1	0.2%
UO-3865		1	0.2%
UO-3866		1	0.2%
UO-3867		1	0.2%
UO-3868		1	0.2%
UO-3870		1	0.2%
UO-3871		1	0.2%
UO-3872		1	0.2%
UO-3874		1	0.2%
UO-3875		1	0.2%
UO-3876		1	0.2%
UO-3878		1	0.2%
UO-3879		1	0.2%
UO-3880		1	0.2%

File : GSEC15B_2

FF_21b: 21b. Record the the label for the sample of %roster% collected

Value	Label	Cases	Percentage
UO-3881		1	0.2%
UO-3882		1	0.2%
UO-3884		1	0.2%
UO-3885		1	0.2%
UO-3887		1	0.2%
UO-3888		1	0.2%
UO-3889		1	0.2%
UO-3890		1	0.2%
UO-3891		1	0.2%
UO-3892		1	0.2%
UO-3893		1	0.2%
UO-3894		1	0.2%
UO-3895		1	0.2%
UO-3896		1	0.2%
UO-3898		1	0.2%
UO-3899		1	0.2%
UO-3900		1	0.2%
UO-3901		1	0.2%
UO-3904		1	0.2%
UO-3905		1	0.2%
UO-3907		1	0.2%
UO-3909		1	0.2%
UO-3910		1	0.2%
UO-3914		1	0.2%
UO-3915		1	0.2%
UO-3916		1	0.2%
UO-3917		1	0.2%
UO-3918		1	0.2%
UO-3919		1	0.2%
UO-3920		1	0.2%
UO-3921		1	0.2%
UO-3922		1	0.2%
UO-3924		1	0.2%
UO-3925		1	0.2%
UO-3927		1	0.2%
UO-3929		1	0.2%
UO-3930		1	0.2%
UO-3935		1	0.2%
UO-4025		1	0.2%
UO-4026		1	0.2%
UO-4027		1	0.2%
UO-4028		1	0.2%
UO-4030		1	0.2%

File : GSEC15B_2

FF_21b: 21b. Record the the label for the sample of %rosteritle% collected

Value	Label	Cases	Percentage
UO-4046		1	0.2%
UO-4047		1	0.2%
UO-4048		1	0.2%
UO-4050		1	0.2%
UO-4051		1	0.2%
UO-4054		1	0.2%
UO-4055		1	0.2%
UO-4060		1	0.2%
UO-4069		1	0.2%
UO-4070		1	0.2%
UO-4071		1	0.2%
UO-4075		1	0.2%
UO-4076		1	0.2%
UO-4079		1	0.2%
UO-4080		1	0.2%
UO-4081		1	0.2%
UO-4096		1	0.2%
UO-4121		1	0.2%
UO-4122		1	0.2%
UO-4123		1	0.2%
UO-4125		1	0.2%
UO-4126		1	0.2%
UO-4127		1	0.2%
UO-4130		1	0.2%
UO-4131		1	0.2%
UO-4135		1	0.2%
UO-4136		1	0.2%
UO-4137		1	0.2%
UO-4138		1	0.2%
UO-4139		1	0.2%
UO-4142		1	0.2%
UO-4143		1	0.2%
UO-4145		1	0.2%
UO-4148		1	0.2%
UO-4151		1	0.2%
UO-4153		1	0.2%
UO-4154		1	0.2%
UO-4157		1	0.2%
UO-4158		1	0.2%
UO-4159		1	0.2%
UO-4160		1	0.2%
UO-4162		1	0.2%
UO-4163		1	0.2%

File : GSEC15B_2

FF_21b: 21b. Record the the label for the sample of %rosteritle% collected

Value	Label	Cases	Percentage
UO-4164		1	0.2%
UO-4165		1	0.2%
UO-4168		1	0.2%
UO-4169		1	0.2%
UO-4171		1	0.2%
UO-4173		1	0.2%
UO-4175		1	0.2%
UO-4180		1	0.2%
UO-4801		1	0.2%
UO-4802		1	0.2%
UO-4805		1	0.2%
UO-4806		1	0.2%
UO-4814		1	0.2%
UO-4815		1	0.2%
UO-4816		1	0.2%
UO-4880		1	0.2%
UO-4883		1	0.2%
UO-4884		1	0.2%
UO-4896		1	0.2%
UO-4898		1	0.2%
UO-4900		1	0.2%
UO-5481		1	0.2%
UO-5483		1	0.2%
UO-5484		1	0.2%
UO-5485		1	0.2%
UO-5487		1	0.2%
UO-5488		1	0.2%
UO-5489		2	0.4%
UO-5490		1	0.2%
UO-5492		1	0.2%
UO-5493		1	0.2%
UO-5494		1	0.2%
UO-5495		1	0.2%
UO-5498		1	0.2%
UO-5499		1	0.2%
UO-5500		1	0.2%
UO-5551		1	0.2%
UO-5599		1	0.2%
UO-5600		1	0.2%
UO-5605		1	0.2%
UO-5606		1	0.2%
UO-5607		1	0.2%
UO-5608		1	0.2%

File : GSEC15B_2

FF_21b: 21b. Record the the label for the sample of %roster% collected

Value	Label	Cases	Percentage
UO-5609		1	0.2%
UO-5610		1	0.2%
UO-5611		1	0.2%
UO-5613		1	0.2%
UO-5618		1	0.2%
UO-5619		1	0.2%
UO-5620		1	0.2%
UO-5622		1	0.2%
UO-5624		1	0.2%
UO-5625		1	0.2%
UO-5628		1	0.2%
UO-5631		1	0.2%
UO-5632		1	0.2%
UO-5635		1	0.2%
UO-5636		1	0.2%
UO-5637		1	0.2%
UO-5638		1	0.2%
UO-5640		1	0.2%
UO-5642		1	0.2%
UO-5664		1	0.2%
UO-5665		1	0.2%
UO-5668		1	0.2%
UO-5669		1	0.2%
UO-5671		1	0.2%
UO-5672		1	0.2%
UO-5673		1	0.2%
UO-5676		1	0.2%
UO-5678		1	0.2%
UO-5681		1	0.2%
UO-5682		1	0.2%
UO-5683		1	0.2%
UO-5684		1	0.2%
UO-5686		1	0.2%
UO-5687		1	0.2%
UO-5688		1	0.2%
UO-5690		1	0.2%
UO-5691		1	0.2%
UO-5692		1	0.2%
UO-5693		1	0.2%
UO-5694		1	0.2%
UO-5982		1	0.2%
US-3731		1	0.2%
US-3834		1	0.2%

File : GSEC15B_2

FF_21b: 21b. Record the the label for the sample of %rosteritle% collected

Value	Label	Cases	Percentage	
US-3837		1	<div></div>	0.2%
US-3838		1	<div></div>	0.2%
US-3851		1	<div></div>	0.2%
US-3860		1	<div></div>	0.2%
US-3862		1	<div></div>	0.2%
US-3877		1	<div></div>	0.2%
US-3883		1	<div></div>	0.2%
US-4029		1	<div></div>	0.2%
US-4147		1	<div></div>	0.2%
US-4803		1	<div></div>	0.2%
US-4804		1	<div></div>	0.2%
US-5486		1	<div></div>	0.2%
US-5491		1	<div></div>	0.2%
US-5674		1	<div></div>	0.2%
US-5675		1	<div></div>	0.2%
US-5679		1	<div></div>	0.2%
US-5685		1	<div></div>	0.2%
Uo-1658		1	<div></div>	0.2%

Warning: these figures indicate the number of cases found in the data file. They cannot be interpreted as summary statistics of the population of interest.

File : GSEC15C

hhid: Unique household identifier in 2019/20

Information	[Type= discrete] [Format=character] [Missing=*]
Statistics [NW/ W]	[Valid=196260 /-] [Invalid=0 /-]

CEC02: Item Code

Information	[Type= discrete] [Format=numeric] [Range= 108-4651999] [Missing=*]
Statistics [NW/ W]	[Valid=196260 /-] [Invalid=0 /-]

Value	Label	Cases	Percentage	
108	Public Transport - Bus	3066		1.6%
109	Public transport â€™ Others (Truck,)	3066		1.6%
301	Rent of rented house	3066		1.6%
302	Imputed rent of owned house	3066		1.6%
303	Imputed rent of free house	3066		1.6%
304	Maintenance and repair expenses	3066		1.6%
306	Electricity	3066		1.6%
307	Generators/lawn mower fuels	3066		1.6%
308	Paraffin or kerosene	3066		1.6%
309	Charcoal	3066		1.6%
310	Firewood	3066		1.6%
311	Others	3066		1.6%
452	Washing soap	3066		1.6%
453	Bathing soap	3066		1.6%
454	Tooth paste	3066		1.6%
455	Cosmetics (body lotion, deodorant etc)	3066		1.6%
456	Handbags, travel bags etc	3066		1.6%
457	Batteries (Dry cells)	3066		1.6%
458	Newspapers or magazines	3066		1.6%
459	Others	3066		1.6%
460	Diapers	3066		1.6%
461	Tyres, tubes, spares, brake pads etc	3066		1.6%
462		3066		1.6%
463	Public transport - Taxi/Minibus	3066		1.6%
464		3066		1.6%
465	Public transport â€™ Bodaboda-Bicycle	3066		1.6%
466	Stamps, envelops, etc.	3066		1.6%
467		3066		1.6%
468	Expenditure on phone calls for phones not owned	3066		1.6%
469	Others	3066		1.6%
470	Sanitary Towels	3066		1.6%
501	Consultation Fees	3066		1.6%
502	Medicines etc	3066		1.6%
503	Hospital/ clinic charges	3066		1.6%
504	Traditional Doctors fees/ medicines	3066		1.6%
505	Others	3066		1.6%
506	Total expenditure on health	3066		1.6%

File : GSEC15C

CEC02: Item Code

Value	Label	Cases	Percentage	
507	Total expenditure on health	3066		1.6%
601	Sports, theaters, etc	3066		1.6%
602	Dry Cleaning and Laundry	3066		1.6%
603	Houseboys/ girls, Shamba boys etc	3066		1.6%
604	Barber and Beauty Shops	3066		1.6%
605	Expenses in hotels, lodging, etc	3066		1.6%
3051	Water NWSC	3066		1.6%
3052	Water Other sources	3066		1.6%
3111	Candles	3066		1.6%
3112	Matches	3066		1.6%
3121	Refuse collection	3066		1.6%
4501	Internet fees	3066		1.6%
4511	Mobile money charges	3066		1.6%
4521	Detergent	3066		1.6%
4541	Tooth brush	3066		1.6%
4542	Toilet Paper	3066		1.6%
4591	Toys, games etc	3066		1.6%
4621	Lubricants (, engine oil, grease, coolant etc)	3066		1.6%
4622	Petrol	3066		1.6%
4623	Diesel	3066		1.6%
4624	Maintenance,repair of vehicles,motorcycles, bicycles	3066		1.6%
4631	Public transport - Bus	0		
4632	Public transport â€™ Others (Truck,)	0		
4651	Maintenance and repair of vehicles, motorcycles and bicycles	3066		1.6%
4661	Postal Services	3066		1.6%
4671	Air time for fixed phones	3066		1.6%
4672	Air time for mobile phones	3066		1.6%
5041	Transport to and From health facility	3066		1.6%
6061	Security fees (guard, LC defense, community security)	3066		1.6%
109999		2	0.0%	
4651999		34	0.0%	

Warning: these figures indicate the number of cases found in the data file. They cannot be interpreted as summary statistics of the population of interest.

CEC01: Item Description

Information	[Type= discrete] [Format=character] [Missing=*]			
Statistics [NW/ W]	[Valid=196260 /-] [Invalid=0 /-]			
Value	Label	Cases	Percentage	
108		3066		1.6%
109		3066		1.6%
109999		2	0.0%	
301		3066		1.6%
302		3066		1.6%
303		3066		1.6%
304		3066		1.6%

File : GSEC15C

CEC01: Item Description

Value	Label	Cases	Percentage
3051		3066	1.6%
3052		3066	1.6%
306		3066	1.6%
307		3066	1.6%
308		3066	1.6%
309		3066	1.6%
310		3066	1.6%
311		3066	1.6%
3111		3066	1.6%
3112		3066	1.6%
3121		3066	1.6%
4501		3066	1.6%
4511		3066	1.6%
452		3066	1.6%
4521		3066	1.6%
453		3066	1.6%
454		3066	1.6%
4541		3066	1.6%
4542		3066	1.6%
455		3066	1.6%
456		3066	1.6%
457		3066	1.6%
458		3066	1.6%
459		3066	1.6%
4591		3066	1.6%
460		3066	1.6%
461		3066	1.6%
462		3066	1.6%
4621		3066	1.6%
4622		3066	1.6%
4623		3066	1.6%
4624		3066	1.6%
463		3066	1.6%
464		3066	1.6%
465		3066	1.6%
4651		3066	1.6%
4651999		34	0.0%
466		3066	1.6%
4661		3066	1.6%
467		3066	1.6%
4671		3066	1.6%
4672		3066	1.6%
468		3066	1.6%

File : GSEC15C

CEC01: Item Description

Value	Label	Cases	Percentage
469		3066	1.6%
470		3066	1.6%
501		3066	1.6%
502		3066	1.6%
503		3066	1.6%
504		3066	1.6%
5041		3066	1.6%
505		3066	1.6%
506		3066	1.6%
507		3066	1.6%
601		3066	1.6%
602		3066	1.6%
603		3066	1.6%
604		3066	1.6%
605		3066	1.6%
6061		3066	1.6%

Warning: these figures indicate the number of cases found in the data file. They cannot be interpreted as summary statistics of the population of interest.

coicop_3: Classification of consumption by purpose:Class

Information	[Type= discrete] [Format=numeric] [Range= 111-9521] [Missing=*]
Statistics [NW/ W]	[Valid=32214 /-] [Invalid=164046 /-]

Value	Label	Cases	Percentage
111	Bread and cereals	0	
112	Meat	0	
113	Fish and Sea Food	0	
114	Milk, cheese and eggs	0	
115	Oils and Fats	0	
116	Fruits	0	
117	Vegetables	0	
118	Sugar, jam, honey, chocolate, and confectionery	0	
119	Food Products n.e.c.	0	
121	Coffee, Tea, and Cocoa	0	
122	Mineral waters, soft drinks, fruit and vegetable juic	0	
211	Spirits	0	
212	Wine	0	
213	Beer	0	
221	Tobacco	0	
311	Clothing Materials	0	
312	Garments	0	
313	Other articles of clothing and clothing accessories	0	
314	Cleaning, Repair and Hire of Clothing	0	
321	Shoes and other footwear	0	
322	Repair and Hire of Footwear	0	
411	Actual Rentals paid by Tenants	321	1.0%

File : GSEC15C

coicop_3: Classification of consumption by purpose:Class

Value	Label	Cases	Percentage
412	Other Actual Rentals	2570	8.0%
421	Imputed rentals of ownerâ€™occupiers	186	0.6%
422	Other imputed rentals	0	
431	Materials for the Maintenance and repair of the dwell	77	0.2%
432	Services for the Maintenance and repair of the dwelli	0	
441	Water supply	3028	9.4%
442	Refuse Collection	76	0.2%
443	Sewage Collection	0	
444	Other Services relating to the dwelling n.e.c	0	
451	Electricity	491	1.5%
452	Gas	0	
453	Liquid Fuels	0	
454	Solid Fuels	0	
511	Furniture and furnishings	0	
512	Carpets and other floor coverings	0	
513	Repair of furniture, furnishings and floor coverings	0	
521	Household Textiles	0	
531	Major household appliances whether electric or not	0	
532	Small electric household appliances	0	
533	Repair of Household appliances	0	
541	Glassware, Tableware and Household Utensils	0	
551	Major tools and equipment	0	
552	Small tools and miscellaneous accessories	946	2.9%
561	Non-durable Household Goods	3032	9.4%
562	Domestic services and Household Services	86	0.3%
611	Pharmaceutical products	1887	5.9%
612	Other Medical Products	0	
613	Therapeutical appliances and equipment	0	
621	Medical Services	243	0.8%
622	Dental Services	0	
623	Paramedical Services	325	1.0%
631	Hospital Services	1796	5.6%
711	Motor cars	0	
712	Motor Cycles	0	
713	Bicycles	0	
714	Animal drawn vehicles	0	
721	Spare parts and accessories	230	0.7%
722	Fuels and lubricants	452	1.4%
723	Maintenance and repair of personal transport equipmen	0	
724	Other services in respect of personal transport equip	0	
731	Passenger transport by Railway	0	
732	Passenger transport by road	1916	5.9%
733	Passenger transport by Air	0	

File : GSEC15C

coicop_3: Classification of consumption by purpose:Class

Value	Label	Cases	Percentage
734	Passenger transport by sea and inland waterway	0	
735	Combined Passenger Transport	0	
736	Other purchased transport services	0	
811	Postal services	0	
821	Telephone and telefax equipment	0	
831	Telephone and telefax services	49	0.2%
911	Equipments for reception, recording and reproduction	0	
912	Photographic and Cinematographic equipments and Optic	0	
913	Information Processing Equipments	0	
914	Recording media	0	
915	Repair of audio-visual, photographic and information	0	
921	Major Durables for outdoor recreation	0	
922	Musical instrument and majors durables for indoor rec	0	
923	Maintenance and repair of other major durables for re	0	
931	Games, toys and hobbies	22	0.1%
932	Equipment for sport, camping and openâ€™air recreatio	0	
933	Gardens, plants and flowers	0	
934	Pets and related products	0	
935	Veterinary and other services for pets	0	
941	Recreational and sporting services	65	0.2%
942	Cultural services	0	
943	Games of chance	0	
951	Books	0	
952	Newspapers and Periodicals	0	
953	Miscellaneous printed matter	0	
954	Stationary and Drawing Materials	0	
961	Package holidays	0	
1011	Pre-Primary and Primary Education	0	
1021	Secondary Education	0	
1031	Post-secondary non-tertiary education	0	
1041	Tertiary Education	0	
1051	Education not definable by level	0	
1111	Restaurants, Cafes and the like	0	
1112	Canteens	0	
1121	Accommodation services	9	0.0%
1211	Hairdressing salons and personal grooming establishme	1701	5.3%
1212	Electrical appliances for personal care	0	
1213	Other Appliances, articles and products for personal	6041	18.8%
1231	Jewellery, clocks and watches	0	
1232	Other personal effects	59	0.2%
1241	Social protection Services	0	
1252	Insurance connected with the dwelling	0	
1253	Insurance connected with health	0	

File : GSEC15C

coicop_3: Classification of consumption by purpose:Class

Value	Label	Cases	Percentage
1254	Insurance connected with transport	0	
1255	Other insurance	0	
1261	Financial services n.e.c.	0	
1271	Other services n.e.c.	0	
4531		630	2.0%
4541		2328	7.2%
4543		807	2.5%
5612		2791	8.7%
9521		50	0.2%
Sysmiss		164046	

Warning: these figures indicate the number of cases found in the data file. They cannot be interpreted as summary statistics of the population of interest.

coicop_2: Classification of consumption by purpose:group

Information	[Type= discrete] [Format=numeric] [Range= 11-952] [Missing=*]
Statistics [NW/ W]	[Valid=32214 /-] [Invalid=164046 /-]

Value	Label	Cases	Percentage
11	Food	0	
12	Non-alcoholic beverages	0	
21	Alcoholic beverages	0	
22	Tobacco	0	
31	Clothing	0	
32	Footwear	0	
41	Actual Rentals for Housing	2891	9.0%
42	Imputed Rentals for Housing	186	0.6%
43	Maintenance and repair of the dwelling	77	0.2%
44	Water Supply and Miscellaneous Services relating to t	3104	9.6%
45	Electricity, Gas and Other Fuels	491	1.5%
51	Furniture and furnishings, Carpets and Other Floor Co	0	
52	Household Textiles	0	
53	Household Appliances	0	
54	Glassware, Tableware and Household Utensils	0	
55	Tools and Equipments for House and Garden	946	2.9%
56	Goods and Services for Routine Household Maintenance	3118	9.7%
61	Medical Products, Appliances and Equipments	1887	5.9%
62	Outpatient Services	568	1.8%
63	Hospital Services	1796	5.6%
71	Purchase of Vehicles	0	
72	Operation of Personal Transport Equipment	682	2.1%
73	Transport Services	1916	5.9%
81	Postal services	0	
82	Telephone and telefax equipment	0	
83	Telephone and telefax services	49	0.2%
91	Audio-visual, photographic and information processing	0	
92	Other Major durables for Recreation and Culture	0	

File : GSEC15C

coicop_2: Classification of consumption by purpose:group

Value	Label	Cases	Percentage
93	Other recreational items and equipment, gardens and p	22	0.1%
94	Recreational and Cultural Services	65	0.2%
95	Newspapers, books and stationery	0	
96	Package holidays	0	
101	Pre-Primary and Primary Education	0	
102	Secondary Education	0	
103	Post-secondary non-tertiary education	0	
104	Tertiary Education	0	
105	Education not definable by level	0	
111	Catering services	0	
112	Accommodation services	9	0.0%
121	Personal Care	7742	24.0%
123	Personal Effects n.e.c	59	0.2%
124	Social protection	0	
125	Insurance	0	
126	Financial services n.e.c.	0	
127	Other services n.e.c.	0	
452		2328	7.2%
453		630	2.0%
454		807	2.5%
561		2791	8.7%
952		50	0.2%
Sysmiss		164046	

Warning: these figures indicate the number of cases found in the data file. They cannot be interpreted as summary statistics of the population of interest.

CEC02_1: CEC02_1. Did the HH consume [ITEM]?

Information	[Type= discrete] [Format=numeric] [Range= 1-2] [Missing=*]		
Statistics [NW/ W]	[Valid=196260 /-] [Invalid=0 /-]		
Value	Label	Cases	Percentage
1	Yes	37226	19.0%
2	No	159034	81.0%

Warning: these figures indicate the number of cases found in the data file. They cannot be interpreted as summary statistics of the population of interest.

CEC03: CEC03. Unit of Quantity

Information	[Type= discrete] [Format=numeric] [Range= 1-133] [Missing=*]		
Statistics [NW/ W]	[Valid=11905 /-] [Invalid=184355 /-]		
Value	Label	Cases	Percentage
1	kilogram	2	0.0%
3	LITRE	578	4.9%
9	Sack(120kg)	64	0.5%
10	sack(100kg)	152	1.3%
11	sack(80kg)	48	0.4%
12	sack(50kg)	45	0.4%
13	sack(unspecified)	7	0.1%

File : GSEC15C

CEC03: CEC03. Unit of Quantity

Value	Label	Cases	Percentage
20	Tin (debe)20lts	12	0.1%
21	Tin (5lts)	57	0.5%
22	Plastic basin(15lts)	198	1.7%
25	Bottle(350ml)	20	0.2%
26	Bottle(300ml)	210	1.8%
46	Bathing soap (tablet)	453	3.8%
47	Washing soap (bar)	2475	20.8%
48	Washing soap (tablet)	534	4.5%
49	Packet (2kg)	5	0.0%
50	Packet (1kg)	47	0.4%
51	Packet (500g)	131	1.1%
52	Packet (250g)	317	2.7%
54	Packet (unspecified)	0	
84	pair	946	7.9%
85	Number of unit (general)	2912	24.5%
90	Heap large	6	0.1%
91	Heap medium	25	0.2%
92	Heap small	69	0.6%
96	Bundle Big	763	6.4%
97	Bundle medium	964	8.1%
98	Bundle small	601	5.0%
123	Akendo- big	62	0.5%
124	Akendo- medium	0	
125	Akendo- small	78	0.7%
133	sadolin tin- 3ltrs	124	1.0%
Sysmiss		184355	

Warning: these figures indicate the number of cases found in the data file. They cannot be interpreted as summary statistics of the population of interest.

CEC04: CEC04. Qty purchased

Information	[Type= continuous] [Format=numeric] [Range= 0-10000] [Missing=*]
Statistics [NW/ W]	[Valid=12046 /-] [Invalid=184214 /-] [Mean=4.742 /-] [StdDev=96.789 /-]

CEC05: CEC05. Value purchased

Information	[Type= continuous] [Format=numeric] [Range= 0-6500000] [Missing=*]
Statistics [NW/ W]	[Valid=32315 /-] [Invalid=163945 /-] [Mean=14670.439 /-] [StdDev=62523.525 /-]

CEC06: CEC06. home produced Qty for item

Information	[Type= continuous] [Format=numeric] [Range= 0-10000] [Missing=*]
Statistics [NW/ W]	[Valid=11301 /-] [Invalid=184959 /-] [Mean=5.119 /-] [StdDev=166.035 /-]

CEC07: CEC07. home produced Valuefor item

Information	[Type= continuous] [Format=numeric] [Range= 0-8000000] [Missing=*]
Statistics [NW/ W]	[Valid=15554 /-] [Invalid=180706 /-] [Mean=12043.822 /-] [StdDev=92120.454 /-]

CEC08: CEC08. Qty received inkind for item

Information	[Type= continuous] [Format=numeric] [Range= 0-32000] [Missing=*]
-------------	--

File : GSEC15C

CEC08: CEC08. Qty received inkind for item

Statistics [NW/ W] [Valid=11743 /-] [Invalid=184517 /-] [Mean=5.441 /-] [StdDev=326.142 /-]

CEC09: CEC09. Qty received inkind Value for item

Information [Type= continuous] [Format=numeric] [Range= 0-1000000] [Missing=*]

Statistics [NW/ W] [Valid=24522 /-] [Invalid=171738 /-] [Mean=3933.785 /-] [StdDev=15455.968 /-]

CEC10: CEC10. Unit Price for item

Information [Type= continuous] [Format=numeric] [Range= 0-120000] [Missing=*]

Statistics [NW/ W] [Valid=11743 /-] [Invalid=184517 /-] [Mean=3048.867 /-] [StdDev=7613.25 /-]

CEC11: CEC11. Was %rosteritle% consumed substandard?

Information [Type= discrete] [Format=numeric] [Range= 1-2] [Missing=*]

Statistics [NW/ W] [Valid=10771 /-] [Invalid=185489 /-]

Value	Label	Cases	Percentage
1	Yes	78	0.7%
2	No	10693	99.3%
Sysmiss		185489	

Warning: these figures indicate the number of cases found in the data file. They cannot be interpreted as summary statistics of the population of interest.

CEC12: CEC12. Did the [ITEM] perform well,was it enjoyable/fancy?(1-5,Most-Least)

Information [Type= discrete] [Format=numeric] [Range= 1-5] [Missing=*]

Statistics [NW/ W] [Valid=78 /-] [Invalid=196182 /-] [Mean=2.897 /-] [StdDev=1.052 /-]

Value	Label	Cases	Percentage
1		2	2.6%
2		31	39.7%
3		28	35.9%
4		7	9.0%
5		10	12.8%
Sysmiss		196182	

Warning: these figures indicate the number of cases found in the data file. They cannot be interpreted as summary statistics of the population of interest.

CEC13: CEC13. Did the [ITEM] cause any harm to you or your hh members? (1-5,Most-Least)

Information [Type= discrete] [Format=numeric] [Range= 1-5] [Missing=*]

Statistics [NW/ W] [Valid=78 /-] [Invalid=196182 /-] [Mean=2.308 /-] [StdDev=1.188 /-]

Value	Label	Cases	Percentage
1		24	30.8%
2		25	32.1%
3		13	16.7%
4		13	16.7%
5		3	3.8%
Sysmiss		196182	

Warning: these figures indicate the number of cases found in the data file. They cannot be interpreted as summary statistics of the population of interest.

CEC14: CEC14. Was [ITEM] genuine or deceptive in nature,packaging/labeling?(1-5,Most-Le

Information [Type= discrete] [Format=numeric] [Range= 1-5] [Missing=*]

Statistics [NW/ W] [Valid=78 /-] [Invalid=196182 /-] [Mean=2.603 /-] [StdDev=1.303 /-]

File : GSEC15C

CEC14: CEC14. Was [ITEM] genuine or deceptive in nature,packaging/labeling?(1-5,Most-Le

Value	Label	Cases	Percentage
1		21	<div></div> 26.9%
2		18	<div></div> 23.1%
3		16	<div></div> 20.5%
4		17	<div></div> 21.8%
5		6	<div></div> 7.7%
Sysmiss		196182	

Warning: these figures indicate the number of cases found in the data file. They cannot be interpreted as summary statistics of the population of interest.

File : GSEC15D

hhid: Unique household identifier in 2019/20

Information	[Type= discrete] [Format=character] [Missing=*]
Statistics [NW/ W]	[Valid=190893 /-] [Invalid=0 /-]

CED02: Item Code

Information	[Type= discrete] [Format=numeric] [Range= 205-6051999] [Missing=*]
Statistics [NW/ W]	[Valid=190893 /-] [Invalid=0 /-]

Value	Label	Cases	Percentage	
205	Tailoring and Materials	2971		1.6%
206	Men's Footwear	2971		1.6%
207	Women's Footwear	2971		1.6%
208	Children's Footwear	2971		1.6%
209	Other Footwear and repairs	2971		1.6%
301	Furniture Items	2971		1.6%
302	Carpets, mats, etc	2971		1.6%
303	Curtains, etc	2971		1.6%
304	Bedding Mattresses	2971		1.6%
305	Blankets	2971		1.6%
306	Others and Repairs	2971		1.6%
401	Appliances: Electric iron, / Kettles, Refrigerator etc	2971		1.6%
402	Charcoal and Kerosene Stoves	2971		1.6%
403	Electronic Equipment (TV, radio cassette, car radios, headph	2971		1.6%
404	Bicycles	2971		1.6%
405	Radio	2971		1.6%
406	Motors, Pick-ups, etc	2971		1.6%
407	Motor cycles	2971		1.6%
408	Computers for household use (desktops, laptops, notebooks, s	2971		1.6%
410	Other equipment and repairs	2971		1.6%
411	Jewelry, Watches, clocks etc	2971		1.6%
501	Plastic basins	0		
502	Plastic plates/ tumblers	0		
503	Jerry cans and plastic buckets	0		
504	Enamel and metallic utensils	0		
505	Switches, plugs, cables, etc	0		
506	Others and repairs	0		
602	Boarding and Lodging	2971		1.6%
603	School uniform	2971		1.6%
604	Books and supplies	2971		1.6%
606	Total education expenses	2971		1.6%
607	Costs to and from school	2971		1.6%
701	Expenditure on household functions	2971		1.6%
703	Other services N.E.S.	2971		1.6%
2011	Men's clothing- new	2971		1.6%
2012	Men's clothing- second hand	2971		1.6%
2021	Women's clothing - new	2971		1.6%

File : GSEC15D

CED02: Item Code

Value	Label	Cases	Percentage	
2022	Womenâ€™s clothing â€“second hand	2971	<div></div>	1.6%
2031	Childrenâ€™s clothing (excluding school uniforms)-new	2971	<div></div>	1.6%
2032	Childrenâ€™s clothing (excluding school uniforms)- Second ha	2971	<div></div>	1.6%
2041	Other clothing and clothing materials/hiring of clothing mat	2971	<div></div>	1.6%
3011		2971	<div></div>	1.6%
3021		2971	<div></div>	1.6%
3031	Bed sheets	2971	<div></div>	1.6%
3032		2971	<div></div>	1.6%
3042		2971	<div></div>	1.6%
3062		2971	<div></div>	1.6%
4012	Home theatres, DVDs, Decks CD players	2971	<div></div>	1.6%
4021	Electric/Gas cooker	2971	<div></div>	1.6%
4031	Flash disks, CDs	2971	<div></div>	1.6%
4091	Phone Handsets fixed	2971	<div></div>	1.6%
4092	Phone Handsets mobile	2971	<div></div>	1.6%
5041	Spoons/Knives/Forks	0		
5042	Saucepan/cook-pot/pressure cooker/thermal cooker etc	0		
5501		2971	<div></div>	1.6%
5502		2971	<div></div>	1.6%
5503		2971	<div></div>	1.6%
5504		2971	<div></div>	1.6%
5505		2971	<div></div>	1.6%
5506		2971	<div></div>	1.6%
6011	School fees	2971	<div></div>	1.6%
6012	Registration fees	2971	<div></div>	1.6%
6013	Exam fees	2971	<div></div>	1.6%
6021		2971	<div></div>	1.6%
6031		2971	<div></div>	1.6%
6041		2971	<div></div>	1.6%
6051	Other educational expenses	2971	<div></div>	1.6%
6052	Expenses in day care facility	2971	<div></div>	1.6%
7021	Insurance connected to health	2971	<div></div>	1.6%
7022	Third party insurance	2971	<div></div>	1.6%
7023	Education insurance	2971	<div></div>	1.6%
7024	Funeral insurance	2971	<div></div>	1.6%
55041		238	<div>0.1%</div>	
55042		431	<div>0.2%</div>	
301999		13	<div>0.0%</div>	
302999		10	<div>0.0%</div>	
303999		17	<div>0.0%</div>	
304999		12	<div>0.0%</div>	
602999		1	<div>0.0%</div>	
603999		8	<div>0.0%</div>	

File : GSEC15D

CED02: Item Code

Value	Label	Cases	Percentage
604999		13	0.0%
6051999		6	0.0%

Warning: these figures indicate the number of cases found in the data file. They cannot be interpreted as summary statistics of the population of interest.

coicop_1: Classification of consumption by purpose:division

Information	[Type= discrete] [Format=numeric] [Range= 1-13] [Missing=*]
Statistics [NW/ W]	[Valid=26876 /-] [Invalid=164017 /-]

Value	Label	Cases	Percentage
1	FOOD AND NON-ALCOHOLIC BEVERAGES	0	
2	ALCOHOLIC BEVERAGES, TOBACCO & NARCOTICS	0	
3	CLOTHING AND FOOTWEAR	11986	44.6%
4	HOUSING, WATER, ELECTRICITY, GAS AND OTHER FUELS	61	0.2%
5	FURNISHINGS, HOUSEHOLD EQUIPMENT AND ROUTINE HOUSEHOL	5101	19.0%
6	HEALTH	0	
7	TRANSPORT	730	2.7%
8	COMMUNICATION	603	2.2%
9	RECREATION AND CULTURE	289	1.1%
10	EDUCATION	6405	23.8%
11	RESTAURANTS AND HOTELS	0	
12	INSURANCE AND FINANCIAL SERVICES	1701	6.3%
13	PERSONAL CARE, SOCIAL PROTECTION AND MISC	0	
Sysmiss		164017	

Warning: these figures indicate the number of cases found in the data file. They cannot be interpreted as summary statistics of the population of interest.

coicop_2: Classification of consumption by purpose:group

Information	[Type= discrete] [Format=numeric] [Range= 11-127] [Missing=*]
Statistics [NW/ W]	[Valid=26876 /-] [Invalid=164017 /-]

Value	Label	Cases	Percentage
11	Food	0	
12	Non-alcoholic beverages	0	
21	Alcoholic beverages	0	
22	Tobacco	0	
31	Clothing	8077	30.1%
32	Footwear	3909	14.5%
41	Actual Rentals for Housing	0	
42	Imputed Rentals for Housing	0	
43	Maintenance and repair of the dwelling	650	2.4%
44	Water Supply and Miscellaneous Services relating to t	0	
45	Electricity, Gas and Other Fuels	0	
51	Furniture and furnishings, Carpets and Other Floor Co	0	
52	Household Textiles	1489	5.5%
53	Household Appliances	178	0.7%
54	Glassware, Tableware and Household Utensils	669	2.5%

File : GSEC15D

coicop_2: Classification of consumption by purpose:group

Value	Label	Cases	Percentage
55	Tools and Equipments for House and Garden	1459	5.4%
56	Goods and Services for Routine Household Maintenance	717	2.7%
61	Medical Products, Appliances and Equipments	0	
62	Outpatient Services	0	
63	Hospital Services	0	
71	Purchase of Vehicles	103	0.4%
72	Operation of Personal Transport Equipment	0	
73	Transport Services	627	2.3%
81	Postal services	0	
82	Telephone and telefax equipment	603	2.2%
83	Telephone and telefax services	0	
91	Audio-visual, photographic and information processing	289	1.1%
92	Other Major durables for Recreation and Culture	0	
93	Other recreational items and equipment, gardens and p	0	
94	Recreational and Cultural Services	0	
95	Newspapers, books and stationery	0	
96	Package holidays	0	
101	Pre-Primary and Primary Education	0	
102	Secondary Education	0	
103	Post-secondary non-tertiary education	0	
104	Tertiary Education	6405	23.8%
105	Education not definable by level	0	
111	Catering services	0	
112	Accommodation services	0	
121	Personal Care	1460	5.4%
123	Personal Effects n.e.c	53	0.2%
124	Social protection	0	
125	Insurance	99	0.4%
126	Financial services n.e.c.	0	
127	Other services n.e.c.	89	0.3%
Sysmiss		164017	

Warning: these figures indicate the number of cases found in the data file. They cannot be interpreted as summary statistics of the population of interest.

coicop_3: Classification of consumption by purpose:Class

Information	[Type= discrete] [Format=numeric] [Range= 111-5412] [Missing=*]		
Statistics [NW/ W]	[Valid=26876 /-] [Invalid=164017 /-]		
Value	Label	Cases	Percentage
111	Bread and cereals	0	
112	Meat	0	
113	Fish and Sea Food	0	
114	Milk, cheese and eggs	0	
115	Oils and Fats	0	
116	Fruits	0	
117	Vegetables	0	

File : GSEC15D

coicop_3: Classification of consumption by purpose:Class

Value	Label	Cases	Percentage
118	Sugar, jam, honey, chocolate, and confectionery	0	
119	Food Products n.e.c.	0	
121	Coffee, Tea, and Cocoa	0	
122	Mineral waters, soft drinks, fruit and vegetable juic	0	
211	Spirits	0	
212	Wine	0	
213	Beer	0	
221	Tobacco	0	
311	Clothing Materials	2943	11.0%
312	Garments	4545	16.9%
313	Other articles of clothing and clothing accessories	0	
314	Cleaning, Repair and Hire of Clothing	589	2.2%
321	Shoes and other footwear	3909	14.5%
322	Repair and Hire of Footwear	0	
411	Actual Rentals paid by Tenants	0	
412	Other Actual Rentals	0	
421	Imputed rentals of ownerâ€™occupiers	0	
422	Other imputed rentals	0	
431	Materials for the Maintenance and repair of the dwell	633	2.4%
432	Services for the Maintenance and repair of the dwelli	17	0.1%
441	Water supply	0	
442	Refuse Collection	0	
443	Sewage Collection	0	
444	Other Services relating to the dwelling n.e.c	0	
451	Electricity	0	
452	Gas	0	
453	Liquid Fuels	0	
454	Solid Fuels	0	
511	Furniture and furnishings	0	
512	Carpets and other floor coverings	0	
513	Repair of furniture, furnishings and floor coverings	0	
521	Household Textiles	1489	5.5%
531	Major household appliances whether electric or not	145	0.5%
532	Small electric household appliances	33	0.1%
533	Repair of Household appliances	0	
540		238	0.9%
541	Glassware, Tableware and Household Utensils	0	
551	Major tools and equipment	0	
552	Small tools and miscellaneous accessories	1459	5.4%
561	Non-durable Household Goods	0	
562	Domestic services and Household Services	717	2.7%
611	Pharmaceutical products	0	
612	Other Medical Products	0	

File : GSEC15D

coicop_3: Classification of consumption by purpose:Class

Value	Label	Cases	Percentage
613	Therapeutical appliances and equipment	0	
621	Medical Services	0	
622	Dental Services	0	
623	Paramedical Services	0	
631	Hospital Services	0	
711	Motor cars	46	0.2%
712	Motor Cycles	0	
713	Bicycles	57	0.2%
714	Animal drawn vehicles	0	
721	Spare parts and accessories	0	
722	Fuels and lubricants	0	
723	Maintenance and repair of personal transport equipmen	0	
724	Other services in respect of personal transport equip	0	
731	Passenger transport by Railway	0	
732	Passenger transport by road	627	2.3%
733	Passenger transport by Air	0	
734	Passenger transport by sea and inland waterway	0	
735	Combined Passenger Transport	0	
736	Other purchased transport services	0	
811	Postal services	0	
821	Telephone and telefax equipment	603	2.2%
831	Telephone and telefax services	0	
911	Equipments for reception, recording and reproduction	220	0.8%
912	Photographic and Cinematographic equipments and Optic	0	
913	Information Processing Equipments	16	0.1%
914	Recording media	20	0.1%
915	Repair of audio-visual, photographic and information	33	0.1%
921	Major Durables for outdoor recreation	0	
922	Musical instrument and majors durables for indoor rec	0	
923	Maintenance and repair of other major durables for re	0	
931	Games, toys and hobbies	0	
932	Equipment for sport, camping and open��air recreatio	0	
933	Gardens, plants and flowers	0	
934	Pets and related products	0	
935	Veterinary and other services for pets	0	
941	Recreational and sporting services	0	
942	Cultural services	0	
943	Games of chance	0	
951	Books	0	
952	Newspapers and Periodicals	0	
953	Miscellaneous printed matter	0	
954	Stationary and Drawing Materials	0	
961	Package holidays	0	

File : GSEC15D

coicop_3: Classification of consumption by purpose:Class

Value	Label	Cases	Percentage
1011	Pre-Primary and Primary Education	0	
1021	Secondary Education	0	
1031	Post-secondary non-tertiary education	0	
1041	Tertiary Education	6405	23.8%
1051	Education not definable by level	0	
1111	Restaurants, Cafes and the like	0	
1112	Canteens	0	
1121	Accommodation services	0	
1211	Hairdressing salons and personal grooming establishme	0	
1212	Electrical appliances for personal care	0	
1213	Other Appliances, articles and products for personal	1459	5.4%
1219		1	0.0%
1231	Jewellery, clocks and watches	53	0.2%
1232	Other personal effects	0	
1241	Social protection Services	0	
1252	Insurance connected with the dwelling	0	
1253	Insurance connected with health	5	0.0%
1254	Insurance connected with transport	51	0.2%
1255	Other insurance	43	0.2%
1261	Financial services n.e.c.	0	
1271	Other services n.e.c.	89	0.3%
5412		431	1.6%
Sysmiss		164017	

Warning: these figures indicate the number of cases found in the data file. They cannot be interpreted as summary statistics of the population of interest.

CED02_1: CED02_1. Did the HH consume [ITEM]?

Information	[Type= discrete] [Format=numeric] [Range= 1-2] [Missing=*]		
Statistics [NW/ W]	[Valid=190893 /-] [Invalid=0 /-]		
Value	Label	Cases	Percentage
1	Yes	31964	16.7%
2	No	158929	83.3%

Warning: these figures indicate the number of cases found in the data file. They cannot be interpreted as summary statistics of the population of interest.

CED03: CED03. Purchases Value for item

Information	[Type= continuous] [Format=numeric] [Range= 0-136660000] [Missing=*]		
Statistics [NW/ W]	[Valid=31939 /-] [Invalid=158954 /-] [Mean=215194.099 /-] [StdDev=1179076.929 /-]		

CED04: CED04. Consumption out of household /enterprise stock Value

Information	[Type= continuous] [Format=numeric] [Range= 0-1920000] [Missing=*]		
Statistics [NW/ W]	[Valid=31964 /-] [Invalid=158929 /-] [Mean=329.606 /-] [StdDev=15745.656 /-]		

CED05: CED05. Received in-kind/Free Value

Information	[Type= continuous] [Format=numeric] [Range= 0-10000000] [Missing=*]		
Statistics [NW/ W]	[Valid=31964 /-] [Invalid=158929 /-] [Mean=6752.878 /-] [StdDev=113238.552 /-]		

File : GSEC15D

CED06: CED06. Was %rosteritle% consumed substandard?

Information	[Type= discrete] [Format=numeric] [Range= 1-2] [Missing=*]
Statistics [NW/ W]	[Valid=15757 /-] [Invalid=175136 /-]

Value	Label	Cases	Percentage
1	Yes	165	1.0%
2	No	15592	99.0%
Sysmiss		175136	

Warning: these figures indicate the number of cases found in the data file. They cannot be interpreted as summary statistics of the population of interest.

CED07: CED07. Did the [ITEM] perform well,was it enjoyable/fancy?(1-5,Most-Least)

Information	[Type= discrete] [Format=numeric] [Range= 1-5] [Missing=*]
Statistics [NW/ W]	[Valid=165 /-] [Invalid=190728 /-] [Mean=2.606 /-] [StdDev=1.04 /-]

Value	Label	Cases	Percentage
1		19	11.5%
2		67	40.6%
3		49	29.7%
4		20	12.1%
5		10	6.1%
Sysmiss		190728	

Warning: these figures indicate the number of cases found in the data file. They cannot be interpreted as summary statistics of the population of interest.

CED08: CED08. Did the [ITEM] cause any harm to you or your hh members? (1-5,Most-Least)

Information	[Type= discrete] [Format=numeric] [Range= 1-5] [Missing=*]
Statistics [NW/ W]	[Valid=165 /-] [Invalid=190728 /-] [Mean=2.206 /-] [StdDev=1.247 /-]

Value	Label	Cases	Percentage
1		64	38.8%
2		41	24.8%
3		34	20.6%
4		14	8.5%
5		12	7.3%
Sysmiss		190728	

Warning: these figures indicate the number of cases found in the data file. They cannot be interpreted as summary statistics of the population of interest.

CED09: CED09. Was [ITEM] genuine or deceptive in nature,packaging/labeling?(1-5,Most-Le

Information	[Type= discrete] [Format=numeric] [Range= 1-5] [Missing=*]
Statistics [NW/ W]	[Valid=165 /-] [Invalid=190728 /-] [Mean=2.909 /-] [StdDev=1.374 /-]

Value	Label	Cases	Percentage
1		31	18.8%
2		40	24.2%
3		37	22.4%
4		27	16.4%
5		30	18.2%
Sysmiss		190728	

Warning: these figures indicate the number of cases found in the data file. They cannot be interpreted as summary statistics of the population of interest.

File : GSEC15E

hhid: Unique household identifier in 2019/20

Information [Type= discrete] [Format=character] [Missing=*]

Statistics [NW/ W] [Valid=18970 /-] [Invalid=0 /-]

CEE01: Item description

Information [Type= discrete] [Format=character] [Missing=*]

Statistics [NW/ W] [Valid=18970 /-]

Value	Label	Cases	Percentage
Funerals and other social functions		1897	10.0%
Income tax		1897	10.0%
Interest on loans		1897	10.0%
Local Service tax		1897	10.0%
Other financial services fees (credit card fees, overdraft charges, bankers cheque charges, deposit/ withdrawal charges, cell phone money transfer charges)		1897	10.0%
Others (like subscriptions, interest to consumer debts, etc.)		1897	10.0%
Pension and social security payments		1897	10.0%
Property rates (taxes)		1897	10.0%
Remittances, gifts, and other transfers		1897	10.0%
User fees and charges (passport, legal, photocopying service of marriage)		1897	10.0%

Warning: these figures indicate the number of cases found in the data file. They cannot be interpreted as summary statistics of the population of interest.

CEE02: Item Code

Information [Type= discrete] [Format=numeric] [Range= 801-8031] [Missing=*]

Statistics [NW/ W] [Valid=18970 /-] [Invalid=0 /-]

Value	Label	Cases	Percentage
801	Income tax	1897	10.0%
802	Property rates (taxes)	1897	10.0%
803	User fees and charges (passport, legal, photocopying service	1897	10.0%

File : GSEC15E

CEE02: Item Code

Value	Label	Cases	Percentage
804	Local Service tax	1897	<div></div> 10.0%
805	Pension and social security payments	1897	<div></div> 10.0%
806	Remittances, gifts, and other transfers	1897	<div></div> 10.0%
807	Funerals and other social functions	1897	<div></div> 10.0%
808	Interest on loans	1897	<div></div> 10.0%
809	Others (like subscriptions, interest to consumer debts, etc.	1897	<div></div> 10.0%
8031	Other financial services fees	1897	<div></div> 10.0%

Warning: these figures indicate the number of cases found in the data file. They cannot be interpreted as summary statistics of the population of interest.

CEE02_1: CEE02_1. Did the hh consume [ITEM]?

Information	[Type= discrete] [Format=numeric] [Range= 1-2] [Missing=*]
Statistics [NW/ W]	[Valid=18970 /-] [Invalid=0 /-]

Value	Label	Cases	Percentage
1	Yes	2924	<div></div> 15.4%
2	No	16046	<div></div> 84.6%

Warning: these figures indicate the number of cases found in the data file. They cannot be interpreted as summary statistics of the population of interest.

CEE03: How much did the hh spend in total on these [ITEM] during the last 365 days?

Information	[Type= continuous] [Format=numeric] [Range= 0-11388000] [Missing=*]
Statistics [NW/ W]	[Valid=2923 /-] [Invalid=16047 /-] [Mean=239998.989 /-] [StdDev=661254.13 /-]

File : GSEC16

hhid: Unique household identifier in 2019/20

Information	[Type= discrete] [Format=character] [Missing=*]
Statistics [NW/ W]	[Valid=20920 /-] [Invalid=0 /-]

s16qa01: Id in shocksRoster

Information	[Type= discrete] [Format=numeric] [Range= 102-1032] [Missing=*]
Statistics [NW/ W]	[Valid=20920 /-] [Invalid=0 /-]

Value	Label	Cases	Percentage	
102	Floods	1046	<div></div>	5.0%
104	Unusually High Level of Crop Pests & Disease	1046	<div></div>	5.0%
105	Unusually High Level of Livestock Disease	1046	<div></div>	5.0%
106	Unusually High Costs of Agricultural Inputs	1046	<div></div>	5.0%
107	Unusually Low Prices for Agricultural Output	1046	<div></div>	5.0%
108	Reduction in the Earnings of Currently (Off-Farm) Employed H	1046	<div></div>	5.0%
109	Loss of Employment of Previously Employed Household Member(s	1046	<div></div>	5.0%
110	Serious Illness or Accident of Income Earner(s)	1046	<div></div>	5.0%
111	Serious Illness or Accident of Other Household Member(s)	1046	<div></div>	5.0%
112	Death of Income Earner(s)	1046	<div></div>	5.0%
113	Death of Other Household Member(s)	1046	<div></div>	5.0%
114	Theft of Money/Valuables/Non-Agricultural Assets	1046	<div></div>	5.0%
115	Theft of Agricultural Assets/Output (Crop or Livestock)	1046	<div></div>	5.0%
116	Conflict/Violence	1046	<div></div>	5.0%
117	Fire	1046	<div></div>	5.0%
118	Other (Specify)	1046	<div></div>	5.0%
1011	Drought	1046	<div></div>	5.0%
1012	Irregular Rains	1046	<div></div>	5.0%
1031	Landslides	1046	<div></div>	5.0%
1032	Erosion	1046	<div></div>	5.0%

Warning: these figures indicate the number of cases found in the data file. They cannot be interpreted as summary statistics of the population of interest.

s16q01: Did you experience [SHOCK] during the past 12 months?

Information	[Type= discrete] [Format=numeric] [Range= 1-2] [Missing=*]
Statistics [NW/ W]	[Valid=20920 /-] [Invalid=0 /-]

Value	Label	Cases	Percentage	
1	Yes	1252	<div></div>	6.0%
2	No	19668	<div></div>	94.0%

Warning: these figures indicate the number of cases found in the data file. They cannot be interpreted as summary statistics of the population of interest.

s16q02a: 2a.When did the [SHOCK] first occur? MONTH

Information	[Type= discrete] [Format=numeric] [Range= 1-12] [Missing=*]
Statistics [NW/ W]	[Valid=1252 /-] [Invalid=19668 /-]

Value	Label	Cases	Percentage	
1	January	95	<div></div>	7.6%
2	February	88	<div></div>	7.0%
3	March	149	<div></div>	11.9%
4	April	110	<div></div>	8.8%

File : GSEC16

s16q02a: 2a.When did the [SHOCK] first occur? MONTH

Value	Label	Cases	Percentage
5	May	85	6.8%
6	June	115	9.2%
7	July	111	8.9%
8	August	161	12.9%
9	September	113	9.0%
10	October	90	7.2%
11	November	76	6.1%
12	December	59	4.7%
Sysmiss		19668	

Warning: these figures indicate the number of cases found in the data file. They cannot be interpreted as summary statistics of the population of interest.

s16q02y: 2y.When did the [SHOCK] first occur? YEAR

Information	[Type= discrete] [Format=numeric] [Range= 2016-2020] [Missing=*]		
Statistics [NW/ W]	[Valid=1252 /-] [Invalid=19668 /-] [Mean=2018.678 /-] [StdDev=0.491 /-]		
Value	Label	Cases	Percentage
2016		1	0.1%
2017		1	0.1%
2018		408	32.6%
2019		832	66.5%
2020		10	0.8%
Sysmiss		19668	

Warning: these figures indicate the number of cases found in the data file. They cannot be interpreted as summary statistics of the population of interest.

s16q02b: 2b.How long did the shock last? (number of months)

Information	[Type= continuous] [Format=numeric] [Range= 0-36] [Missing=*]
Statistics [NW/ W]	[Valid=1252 /-] [Invalid=19668 /-] [Mean=3.528 /-] [StdDev=2.927 /-]

s10q03a: 3a.As a result of the [SHOCK], was there a decline in income

Information	[Type= discrete] [Format=numeric] [Range= 1-2] [Missing=*]		
Statistics [NW/ W]	[Valid=1252 /-] [Invalid=19668 /-]		
Value	Label	Cases	Percentage
1	Yes	1024	81.8%
2	No	228	18.2%
Sysmiss		19668	

Warning: these figures indicate the number of cases found in the data file. They cannot be interpreted as summary statistics of the population of interest.



s16q03b: 3b.As a result of the [SHOCK], was there a decline in assets

Information	[Type= discrete] [Format=numeric] [Range= 1-2] [Missing=*]		
Statistics [NW/ W]	[Valid=1252 /-] [Invalid=19668 /-]		
Value	Label	Cases	Percentage
1	Yes	482	38.5%
2	No	770	61.5%
Sysmiss		19668	



Warning: these figures indicate the number of cases found in the data file. They cannot be interpreted as summary statistics of the population of interest.

File : GSEC16


















s16q03c: 3c.As a result of the [SHOCK], was there a decline food production

Information	[Type= discrete] [Format=numeric] [Range= 1-2] [Missing=*]		
Statistics [NW/ W]	[Valid=1252 /-] [Invalid=19668 /-]		
Value	Label	Cases	Percentage
1	Yes	959	 76.6%
2	No	293	 23.4%
Sysmiss		19668	
<i>Warning: these figures indicate the number of cases found in the data file. They cannot be interpreted as summary statistics of the population of interest.</i>			

s16q03d: 3d.As a result of the [SHOCK], was there a decline food purchase

Information	[Type= discrete] [Format=numeric] [Range= 1-2] [Missing=*]		
Statistics [NW/ W]	[Valid=1252 /-] [Invalid=19668 /-]		
Value	Label	Cases	Percentage
1	Yes	653	 52.2%
2	No	599	 47.8%
Sysmiss		19668	
<i>Warning: these figures indicate the number of cases found in the data file. They cannot be interpreted as summary statistics of the population of interest.</i>			

s16q04a: 4a. 1st hh coping strategy against [SHOCK]

Information	[Type= discrete] [Format=numeric] [Range= 1-96] [Missing=*]		
Statistics [NW/ W]	[Valid=1252 /-] [Invalid=19668 /-]		
Value	Label	Cases	Percentage
1	Unconditional help provided by relatives/friends	268	 21.4%
2	Unconditional help provided by local government	14	 1.1%
3	Changed dietary patterns involuntarily	246	 19.6%
4	Changed cropping practices (crop choices or technology)	12	 1.0%
5	HH member took on more non-farm (wage- or self-) employment	60	 4.8%
6	HH member took on more farm wage employment	31	 2.5%
7	Household member(s) migrated	1	 0.1%
8	Relied on savings	294	 23.5%
9	Obtained credit	34	 2.7%
10	Sold durable household assets (agricultural or nonagricultur	17	 1.4%
11	Sold land/building	5	 0.4%
12	Rented out land/building	4	 0.3%
13	Distress sales of animal stock	18	 1.4%
14	Sent children to live elsewhere	4	 0.3%
15	Reduced expenditures on health and education	2	 0.2%
40	Did nothing	236	 18.8%
96	Other (specify)	6	 0.5%
Sysmiss		19668	
<i>Warning: these figures indicate the number of cases found in the data file. They cannot be interpreted as summary statistics of the population of interest.</i>			

s16q04b: 4b. 2nd hh coping strategy against [SHOCK]

Information	[Type= discrete] [Format=numeric] [Range= 1-96] [Missing=*]		
Statistics [NW/ W]	[Valid=467 /-] [Invalid=20453 /-]		

File : GSEC16

s16q04b: 4b. 2nd hh coping strategy against [SHOCK]

Value	Label	Cases	Percentage
1	Unconditional help provided by relatives/friends	46	9.9%
2	Unconditional help provided by local government	4	0.9%
3	Changed dietary patterns involuntarily	93	19.9%
4	Changed cropping practices (crop choices or technology)	8	1.7%
5	HH member took on more non-farm (wage- or self-) employment	41	8.8%
6	HH member took on more farm wage employment	20	4.3%
7	Household member(s) migrated	1	0.2%
8	Relied on savings	130	27.8%
9	Obtained credit	49	10.5%
10	Sold durable household assets (agricultural or nonagricultur	17	3.6%
11	Sold land/building	3	0.6%
12	Rented out land/building	1	0.2%
13	Distress sales of animal stock	6	1.3%
14	Sent children to live elsewhere	7	1.5%
15	Reduced expenditures on health and education	8	1.7%
40	Did nothing	31	6.6%
96	Other (specify)	2	0.4%
Sysmiss		20453	

Warning: these figures indicate the number of cases found in the data file. They cannot be interpreted as summary statistics of the population of interest.

s16q04c: 4c. 3rd hh coping strategy against [SHOCK]

Information	[Type= discrete] [Format=numeric] [Range= 1-96] [Missing=*]
Statistics [NW/ W]	[Valid=164 /-] [Invalid=20756 /-]

Value	Label	Cases	Percentage
1	Unconditional help provided by relatives/friends	26	15.9%
2	Unconditional help provided by local government	3	1.8%
3	Changed dietary patterns involuntarily	14	8.5%
4	Changed cropping practices (crop choices or technology)	1	0.6%
5	HH member took on more non-farm (wage- or self-) employment	15	9.1%
6	HH member took on more farm wage employment	4	2.4%
7	Household member(s) migrated	0	
8	Relied on savings	26	15.9%
9	Obtained credit	19	11.6%
10	Sold durable household assets (agricultural or nonagricultur	8	4.9%
11	Sold land/building	0	
12	Rented out land/building	0	
13	Distress sales of animal stock	7	4.3%
14	Sent children to live elsewhere	8	4.9%
15	Reduced expenditures on health and education	1	0.6%
40	Did nothing	29	17.7%
96	Other (specify)	3	1.8%
Sysmiss		20756	

Warning: these figures indicate the number of cases found in the data file. They cannot be interpreted as summary statistics of the population of interest.

File : GSEC17_1

hhid: Unique household identifier in 2019/20

Information [Type= discrete] [Format=character] [Missing=*]

Statistics [NW/ W] [Valid=3078 /-] [Invalid=0 /-]

s17q01: 1. WHAT IS THE ID CODE OF THE RESPONDENT TO THIS SECTION?

Information [Type= discrete] [Format=numeric] [Range= 1-14] [Missing=*]

Statistics [NW/ W] [Valid=3066 /-] [Invalid=12 /-] [Mean=1.736 /-] [StdDev=1.342 /-]

Value	Label	Cases	Percentage
1		1744	56.9%
2		977	31.9%
3		117	3.8%
4		89	2.9%
5		55	1.8%
6		29	0.9%
7		22	0.7%
8		14	0.5%
9		6	0.2%
10		4	0.1%
11		3	0.1%
12		2	0.1%
13		3	0.1%
14		1	0.0%
Sysmiss		12	

Warning: these figures indicate the number of cases found in the data file. They cannot be interpreted as summary statistics of the population of interest.

s17q02: 2. Does every member of the household have at least two sets of clothes?

Information [Type= discrete] [Format=numeric] [Range= 1-2] [Missing=*]

Statistics [NW/ W] [Valid=3066 /-] [Invalid=12 /-]

Value	Label	Cases	Percentage
1	Yes	2840	92.6%
2	No	226	7.4%
Sysmiss		12	

Warning: these figures indicate the number of cases found in the data file. They cannot be interpreted as summary statistics of the population of interest.

s17q03: 3. Does every child in this household (all those under 18 years old) have a blan

Information [Type= discrete] [Format=numeric] [Range= 1-3] [Missing=*]

Statistics [NW/ W] [Valid=3066 /-] [Invalid=12 /-]

Value	Label	Cases	Percentage
1	Yes	1045	34.1%
2	No	1536	50.1%
3	Not Applicable	485	15.8%
Sysmiss		12	

Warning: these figures indicate the number of cases found in the data file. They cannot be interpreted as summary statistics of the population of interest.

s17q04: 4. Does every member of the household have at least one pair of shoes?

Information [Type= discrete] [Format=numeric] [Range= 1-2] [Missing=*]

Statistics [NW/ W] [Valid=3066 /-] [Invalid=12 /-]

File : GSEC17_1

s17q04: 4. Does every member of the household have at least one pair of shoes?

Value	Label	Cases	Percentage
1	Yes	2005	<div><div></div></div> 65.4%
2	No	1061	<div><div></div></div> 34.6%
Sysmiss		12	

Warning: these figures indicate the number of cases found in the data file. They cannot be interpreted as summary statistics of the population of interest.

s17q05: 5. How many meals, including breakfast are taken per day in your household?

Information	[Type= discrete] [Format=numeric] [Range= 0-12] [Missing=*]
Statistics [NW/ W]	[Valid=3066 /-] [Invalid=12 /-] [Mean=2.543 /-] [StdDev=0.644 /-]

Value	Label	Cases	Percentage
0		9	<div><div></div></div> 0.3%
1		123	<div><div></div></div> 4.0%
2		1192	<div><div></div></div> 38.9%
3		1690	<div><div></div></div> 55.1%
4		48	<div><div></div></div> 1.6%
5		2	<div><div></div></div> 0.1%
6		1	<div><div></div></div> 0.0%
12		1	<div><div></div></div> 0.0%
Sysmiss		12	

Warning: these figures indicate the number of cases found in the data file. They cannot be interpreted as summary statistics of the population of interest.

s17q06: 6. What did you do when you last ran out of salt?

Information	[Type= discrete] [Format=numeric] [Range= 1-5] [Missing=*]
Statistics [NW/ W]	[Valid=3066 /-] [Invalid=12 /-]

Value	Label	Cases	Percentage
1	Borrowed from neighbors	792	<div><div></div></div> 25.8%
2	Bought	2079	<div><div></div></div> 67.8%
3	Did without	32	<div><div></div></div> 1.0%
4	Does not cook at all	80	<div><div></div></div> 2.6%
5	Not applicable	83	<div><div></div></div> 2.7%
Sysmiss		12	

Warning: these figures indicate the number of cases found in the data file. They cannot be interpreted as summary statistics of the population of interest.

s17q07: 7. What did your children below 5 years old (0-4 years) have for breakfast yeste

Information	[Type= discrete] [Format=numeric] [Range= 1-96] [Missing=*]
Statistics [NW/ W]	[Valid=1481 /-] [Invalid=1597 /-]

Value	Label	Cases	Percentage
1	Tea/drink with sugar	139	<div><div></div></div> 9.4%
2	Milk/milk tea with sugar	200	<div><div></div></div> 13.5%
3	Solid food only	285	<div><div></div></div> 19.2%
4	Tea/drink with solid food	293	<div><div></div></div> 19.8%
5	Tea/drink without sugar with solid food	45	<div><div></div></div> 3.0%
6	Porridge with solid food	65	<div><div></div></div> 4.4%
7	Porridge with sugar	123	<div><div></div></div> 8.3%
8	Porridge with milk	65	<div><div></div></div> 4.4%

File : GSEC17_1

s17q07: 7. What did your children below 5 years old (0-4 years) have for breakfast yeste

Value	Label	Cases	Percentage
9	Porridge without sugar	60	4.1%
11	Nothing	148	10.0%
12	No under 5s in the household	9	0.6%
96	Other	49	3.3%
Sysmiss		1597	

Warning: these figures indicate the number of cases found in the data file. They cannot be interpreted as summary statistics of the population of interest.

s17q08: 8. What did your children between 5 to 13 years old have for breakfast yesterday

Information	[Type= discrete] [Format=numeric] [Range= 1-96] [Missing=*]
Statistics [NW/ W]	[Valid=2052 /-] [Invalid=1026 /-]

Value	Label	Cases	Percentage
1	Tea/drink with sugar	218	10.6%
2	Milk/milk tea with sugar	191	9.3%
3	Solid food only	421	20.5%
4	Tea/drink with solid food	446	21.7%
5	Tea/drink without sugar with solid food	79	3.8%
6	Porridge with solid food	90	4.4%
7	Porridge with sugar	121	5.9%
8	Porridge with milk	67	3.3%
9	Porridge without sugar	69	3.4%
11	Nothing	267	13.0%
12	No 5-13 in the household	32	1.6%
96	Other	51	2.5%
Sysmiss		1026	

Warning: these figures indicate the number of cases found in the data file. They cannot be interpreted as summary statistics of the population of interest.

s17q09: 9. Have you been faced with a situation when you did not have enough food to fee

Information	[Type= discrete] [Format=numeric] [Range= 1-2] [Missing=*]
Statistics [NW/ W]	[Valid=3066 /-] [Invalid=12 /-]

Value	Label	Cases	Percentage
1	Yes	508	16.6%
2	No	2558	83.4%
Sysmiss		12	

Warning: these figures indicate the number of cases found in the data file. They cannot be interpreted as summary statistics of the population of interest.

s17q10A: 10A. January

Information	[Type= discrete] [Format=numeric] [Range= 1-2] [Missing=*]
Statistics [NW/ W]	[Valid=150 /-] [Invalid=2928 /-]

Value	Label	Cases	Percentage
1	Yes	150	100.0%
2	No	0	
Sysmiss		2928	

Warning: these figures indicate the number of cases found in the data file. They cannot be interpreted as summary statistics of the population of interest.

File : GSEC17_1			
# s17q10B: 10B. February			
Information	[Type= discrete] [Format=numeric] [Range= 1-2] [Missing=*]		
Statistics [NW/ W]	[Valid=164 /-] [Invalid=2914 /-]		
Value	Label	Cases	Percentage
1	Yes	164	<div><div></div></div> 100.0%
2	No	0	
Sysmiss		2914	
<i>Warning: these figures indicate the number of cases found in the data file. They cannot be interpreted as summary statistics of the population of interest.</i>			
# s17q10C: 10C. March			
Information	[Type= discrete] [Format=numeric] [Range= 1-2] [Missing=*]		
Statistics [NW/ W]	[Valid=190 /-] [Invalid=2888 /-]		
Value	Label	Cases	Percentage
1	Yes	190	<div><div></div></div> 100.0%
2	No	0	
Sysmiss		2888	
<i>Warning: these figures indicate the number of cases found in the data file. They cannot be interpreted as summary statistics of the population of interest.</i>			
# s17q10D: 10D. April			
Information	[Type= discrete] [Format=numeric] [Range= 1-2] [Missing=*]		
Statistics [NW/ W]	[Valid=214 /-] [Invalid=2864 /-]		
Value	Label	Cases	Percentage
1	Yes	214	<div><div></div></div> 100.0%
2	No	0	
Sysmiss		2864	
<i>Warning: these figures indicate the number of cases found in the data file. They cannot be interpreted as summary statistics of the population of interest.</i>			
# s17q10E: 10E. May			
Information	[Type= discrete] [Format=numeric] [Range= 1-2] [Missing=*]		
Statistics [NW/ W]	[Valid=214 /-] [Invalid=2864 /-]		
Value	Label	Cases	Percentage
1	Yes	214	<div><div></div></div> 100.0%
2	No	0	
Sysmiss		2864	
<i>Warning: these figures indicate the number of cases found in the data file. They cannot be interpreted as summary statistics of the population of interest.</i>			
# s17q10F: 10F. June			
Information	[Type= discrete] [Format=numeric] [Range= 1-2] [Missing=*]		
Statistics [NW/ W]	[Valid=200 /-] [Invalid=2878 /-]		
Value	Label	Cases	Percentage
1	Yes	200	<div><div></div></div> 100.0%
2	No	0	
Sysmiss		2878	
<i>Warning: these figures indicate the number of cases found in the data file. They cannot be interpreted as summary statistics of the population of interest.</i>			
# s17q10G: 10G. July			
Information	[Type= discrete] [Format=numeric] [Range= 1-2] [Missing=*]		

File : GSEC17_1

s17q10G: 10G. July

Statistics [NW/ W] [Valid=146 /-] [Invalid=2932 /-]

Value	Label	Cases	Percentage
1	Yes	146	<div></div> 100.0%
2	No	0	
Sysmiss		2932	

Warning: these figures indicate the number of cases found in the data file. They cannot be interpreted as summary statistics of the population of interest.

s17q10H: 10H. August

Information [Type= discrete] [Format=numeric] [Range= 1-2] [Missing=*]

Statistics [NW/ W] [Valid=114 /-] [Invalid=2964 /-]

Value	Label	Cases	Percentage
1	Yes	114	<div></div> 100.0%
2	No	0	
Sysmiss		2964	

Warning: these figures indicate the number of cases found in the data file. They cannot be interpreted as summary statistics of the population of interest.

s17q10I: 10I. September

Information [Type= discrete] [Format=numeric] [Range= 1-2] [Missing=*]

Statistics [NW/ W] [Valid=105 /-] [Invalid=2973 /-]

Value	Label	Cases	Percentage
1	Yes	105	<div></div> 100.0%
2	No	0	
Sysmiss		2973	

Warning: these figures indicate the number of cases found in the data file. They cannot be interpreted as summary statistics of the population of interest.

s17q10J: 10J. October

Information [Type= discrete] [Format=numeric] [Range= 1-2] [Missing=*]

Statistics [NW/ W] [Valid=111 /-] [Invalid=2967 /-]

Value	Label	Cases	Percentage
1	Yes	111	<div></div> 100.0%
2	No	0	
Sysmiss		2967	

Warning: these figures indicate the number of cases found in the data file. They cannot be interpreted as summary statistics of the population of interest.

s17q10K: 10K. November

Information [Type= discrete] [Format=numeric] [Range= 1-2] [Missing=*]

Statistics [NW/ W] [Valid=115 /-] [Invalid=2963 /-]

Value	Label	Cases	Percentage
1	Yes	115	<div></div> 100.0%
2	No	0	
Sysmiss		2963	

Warning: these figures indicate the number of cases found in the data file. They cannot be interpreted as summary statistics of the population of interest.

s17q10L: 10L. December

Information [Type= discrete] [Format=numeric] [Range= 1-2] [Missing=*]

Statistics [NW/ W] [Valid=115 /-] [Invalid=2963 /-]

File : GSEC17_1

s17q10L: 10L. December

Value	Label	Cases	Percentage
1	Yes	115	<div><div></div></div> 100.0%
2	No	0	
Sysmiss		2963	

Warning: these figures indicate the number of cases found in the data file. They cannot be interpreted as summary statistics of the population of interest.

s17q11A: 11A. Reason no food: inadequate stocks due to drought

Information	[Type= discrete] [Format=numeric] [Range= 1-2] [Missing=*]
Statistics [NW/ W]	[Valid=327 /-] [Invalid=2751 /-]

Value	Label	Cases	Percentage
1	Yes	327	<div><div></div></div> 100.0%
2	No	0	
Sysmiss		2751	

Warning: these figures indicate the number of cases found in the data file. They cannot be interpreted as summary statistics of the population of interest.

s17q11B: 11B. Reason no food: inadequate stocks from previous season due to insecurity

Information	[Type= discrete] [Format=numeric] [Range= 1-2] [Missing=*]
Statistics [NW/ W]	[Valid=15 /-] [Invalid=3063 /-]

Value	Label	Cases	Percentage
1	Yes	15	<div><div></div></div> 100.0%
2	No	0	
Sysmiss		3063	

Warning: these figures indicate the number of cases found in the data file. They cannot be interpreted as summary statistics of the population of interest.

s17q11C: 11C. Reason no food: inadequate stocks due to pest damage

Information	[Type= discrete] [Format=numeric] [Range= 1-2] [Missing=*]
Statistics [NW/ W]	[Valid=19 /-] [Invalid=3059 /-]

Value	Label	Cases	Percentage
1	Yes	19	<div><div></div></div> 100.0%
2	No	0	
Sysmiss		3059	

Warning: these figures indicate the number of cases found in the data file. They cannot be interpreted as summary statistics of the population of interest.

s17q11D: 11D. Reason no food: inadequate stocks due to not planting enough

Information	[Type= discrete] [Format=numeric] [Range= 1-2] [Missing=*]
Statistics [NW/ W]	[Valid=106 /-] [Invalid=2972 /-]

Value	Label	Cases	Percentage
1	Yes	106	<div><div></div></div> 100.0%
2	No	0	
Sysmiss		2972	

Warning: these figures indicate the number of cases found in the data file. They cannot be interpreted as summary statistics of the population of interest.

s17q11E: 11E. Reason no food: not enough money to buy

Information	[Type= discrete] [Format=numeric] [Range= 1-2] [Missing=*]
Statistics [NW/ W]	[Valid=188 /-] [Invalid=2890 /-]

File : GSEC17_1

s17q11E: 11E. Reason no food: not enough money to buy

Value	Label	Cases	Percentage
1	Yes	188	<div><div></div></div> 100.0%
2	No	0	
Sysmiss		2890	

Warning: these figures indicate the number of cases found in the data file. They cannot be interpreted as summary statistics of the population of interest.

s17q11F: 11F. Reason no food: food in the market too expensive

Information	[Type= discrete] [Format=numeric] [Range= 1-2] [Missing=*]
Statistics [NW/ W]	[Valid=81 /-] [Invalid=2997 /-]

Value	Label	Cases	Percentage
1	Yes	81	<div><div></div></div> 100.0%
2	No	0	
Sysmiss		2997	

Warning: these figures indicate the number of cases found in the data file. They cannot be interpreted as summary statistics of the population of interest.

s17q11G: 11G. Reason no food: no one offered food

Information	[Type= discrete] [Format=numeric] [Range= 1-2] [Missing=*]
Statistics [NW/ W]	[Valid=15 /-] [Invalid=3063 /-]

Value	Label	Cases	Percentage
1	Yes	15	<div><div></div></div> 100.0%
2	No	0	
Sysmiss		3063	

Warning: these figures indicate the number of cases found in the data file. They cannot be interpreted as summary statistics of the population of interest.

s17q11H: 11H. Reason no food: no fuel wood

Information	[Type= discrete] [Format=numeric] [Range= 1-2] [Missing=*]
Statistics [NW/ W]	[Valid=0 /-] [Invalid=3078 /-]

Value	Label	Cases	Percentage
1	Yes	0	
2	No	0	
Sysmiss		3078	

Warning: these figures indicate the number of cases found in the data file. They cannot be interpreted as summary statistics of the population of interest.

s17q11I: 11I. Reason no food: no food distribution

Information	[Type= discrete] [Format=numeric] [Range= 1-2] [Missing=*]
Statistics [NW/ W]	[Valid=4 /-] [Invalid=3074 /-]

Value	Label	Cases	Percentage
1	Yes	4	<div><div></div></div> 100.0%
2	No	0	
Sysmiss		3074	

Warning: these figures indicate the number of cases found in the data file. They cannot be interpreted as summary statistics of the population of interest.

s17q11J: 11J. Reason no food: breadwinner / hh head died or moved away

Information	[Type= discrete] [Format=numeric] [Range= 1-2] [Missing=*]
Statistics [NW/ W]	[Valid=4 /-] [Invalid=3074 /-]

File : GSEC17_1

s17q11J: 11J. Reason no food: breadwinner / hh head died or moved away

Value	Label	Cases	Percentage
1	Yes	4	<div><div></div></div> 100.0%
2	No	0	
Sysmiss		3074	

Warning: these figures indicate the number of cases found in the data file. They cannot be interpreted as summary statistics of the population of interest.

s17q11K: 11K. Reason no food: not able to reach the markey due to distance/lack of transp

Information	[Type= discrete] [Format=numeric] [Range= 1-2] [Missing=*]
Statistics [NW/ W]	[Valid=0 /-] [Invalid=3078 /-]

Value	Label	Cases	Percentage
1	Yes	0	
2	No	0	
Sysmiss		3078	

Warning: these figures indicate the number of cases found in the data file. They cannot be interpreted as summary statistics of the population of interest.

s17q11L: 11L. Reason no food: no food in the market

Information	[Type= discrete] [Format=numeric] [Range= 1-2] [Missing=*]
Statistics [NW/ W]	[Valid=1 /-] [Invalid=3077 /-]

Value	Label	Cases	Percentage
1	Yes	1	<div><div></div></div> 100.0%
2	No	0	
Sysmiss		3077	

Warning: these figures indicate the number of cases found in the data file. They cannot be interpreted as summary statistics of the population of interest.

s17q11M: 11M. Reason no food: floods / water logging

Information	[Type= discrete] [Format=numeric] [Range= 1-2] [Missing=*]
Statistics [NW/ W]	[Valid=16 /-] [Invalid=3062 /-]

Value	Label	Cases	Percentage
1	Yes	16	<div><div></div></div> 100.0%
2	No	0	
Sysmiss		3062	

Warning: these figures indicate the number of cases found in the data file. They cannot be interpreted as summary statistics of the population of interest.

s17q11X: 11X. Reason no food: other

Information	[Type= discrete] [Format=numeric] [Range= 1-2] [Missing=*]
Statistics [NW/ W]	[Valid=21 /-] [Invalid=3057 /-]

Value	Label	Cases	Percentage
1	Yes	21	<div><div></div></div> 100.0%
2	No	0	
Sysmiss		3057	

Warning: these figures indicate the number of cases found in the data file. They cannot be interpreted as summary statistics of the population of interest.

File : GSEC19

hhid: Unique household identifier in 2019/20

Information	[Type= discrete] [Format=character] [Missing=*]
-------------	---

Statistics [NW/ W]	[Valid=3098 /-] [Invalid=0 /-]
--------------------	--------------------------------

s19q01: 1. During the last two seasons, has any member of your household cultivated crop

Information	[Type= discrete] [Format=numeric] [Range= 1-2] [Missing=*]
-------------	--

Statistics [NW/ W]	[Valid=3077 /-] [Invalid=21 /-]
--------------------	---------------------------------

Value	Label	Cases	Percentage
1	Yes	2508	81.5%
2	No	569	18.5%
Sysmiss		21	

Warning: these figures indicate the number of cases found in the data file. They cannot be interpreted as summary statistics of the population of interest.

s19q02: 2. During the last 12 months, has any member of your household raised livestock

Information	[Type= discrete] [Format=numeric] [Range= 1-2] [Missing=*]
-------------	--

Statistics [NW/ W]	[Valid=3077 /-] [Invalid=21 /-]
--------------------	---------------------------------

Value	Label	Cases	Percentage
1	Yes	1986	64.5%
2	No	1091	35.5%
Sysmiss		21	

Warning: these figures indicate the number of cases found in the data file. They cannot be interpreted as summary statistics of the population of interest.

File : WSEC1A

hhid: Unique 32-character long identifier of the interview

Information	[Type= discrete] [Format=character] [Missing=*]
-------------	---

Statistics [NW/ W]	[Valid=8179 /-] [Invalid=0 /-]
--------------------	--------------------------------

PID: Id in t0_hhroster

Information	[Type= continuous] [Format=numeric] [Range= 1-22] [Missing=*]
-------------	---

Statistics [NW/ W]	[Valid=8179 /-] [Invalid=0 /-] [Mean=4.091 /-] [StdDev=2.773 /-]
--------------------	--

h2q03: 3. Sex

Information	[Type= discrete] [Format=numeric] [Range= 1-2] [Missing=*]
-------------	--

Statistics [NW/ W]	[Valid=8179 /-] [Invalid=0 /-]
--------------------	--------------------------------

Value	Label	Cases	Percentage
1	Male	0	
2	Female	8179	<div></div> 100.0%

Warning: these figures indicate the number of cases found in the data file. They cannot be interpreted as summary statistics of the population of interest.

s8q02: 2. IS %rosteritle% ANSWERING FOR HIMSELF OR HERSELF ?

Information	[Type= discrete] [Format=numeric] [Range= 1-2] [Missing=*]
-------------	--

Statistics [NW/ W]	[Valid=5773 /-] [Invalid=2406 /-]
--------------------	-----------------------------------

Value	Label	Cases	Percentage
1	Yes	2810	<div></div> 48.7%
2	No	2963	<div></div> 51.3%
Sysmiss		2406	

Warning: these figures indicate the number of cases found in the data file. They cannot be interpreted as summary statistics of the population of interest.

ws1aq7: 7. Response status - women questionnaire

Information	[Type= discrete] [Format=numeric] [Range= 1-3] [Missing=*]
-------------	--

Statistics [NW/ W]	[Valid=3492 /-] [Invalid=4687 /-]
--------------------	-----------------------------------

Value	Label	Cases	Percentage
1	Completed	2392	<div></div> 68.5%
2	Partially done	49	<div></div> 1.4%
3	Not done	1051	<div></div> 30.1%
Sysmiss		4687	

Warning: these figures indicate the number of cases found in the data file. They cannot be interpreted as summary statistics of the population of interest.

File : WSEC2

hhid: Unique 32-character long identifier of the interview

Information	[Type= discrete] [Format=character] [Missing=*]
Statistics [NW/ W]	[Valid=8089 /-] [Invalid=0 /-]

PID: PERSON IDENTIFIER in 2019/20

Information	[Type= continuous] [Format=numeric] [Range= 1-22] [Missing=*]
Statistics [NW/ W]	[Valid=8089 /-] [Invalid=0 /-] [Mean=4.106 /-] [StdDev=2.781 /-]

ws2aq1A: 1A. Are you currently married or living together with a man as if married?

Information	[Type= discrete] [Format=numeric] [Range= 1-3] [Missing=*]
Statistics [NW/ W]	[Valid=2354 /-] [Invalid=5735 /-]

Value	Label	Cases	Percentage
1	YES, CURRENTLY MARRIED	1165	49.5%
2	YES, LIVING WITH A MAN	336	14.3%
3	NO, NOT IN UNION	853	36.2%
Sysmiss		5735	

Warning: these figures indicate the number of cases found in the data file. They cannot be interpreted as summary statistics of the population of interest.

ws2aq1B_1: IS THE HUSBAND/PARTNER PART OF THE HOUSEHOLD?

Information	[Type= discrete] [Format=numeric] [Range= 1-2] [Missing=*]
Statistics [NW/ W]	[Valid=1501 /-] [Invalid=6588 /-]

Value	Label	Cases	Percentage
1	Yes	1321	88.0%
2	No	180	12.0%
Sysmiss		6588	

Warning: these figures indicate the number of cases found in the data file. They cannot be interpreted as summary statistics of the population of interest.

ws2aq1B: 1B. PID of husband/partner

Information	[Type= discrete] [Format=numeric] [Range= 1-17] [Missing=*]
Statistics [NW/ W]	[Valid=1316 /-] [Invalid=6773 /-] [Mean=1.741 /-] [StdDev=1.676 /-]

Value	Label	Cases	Percentage
1		938	71.3%
2		183	13.9%
3		60	4.6%
4		42	3.2%
5		26	2.0%
6		26	2.0%
7		15	1.1%
8		11	0.8%
9		5	0.4%
10		4	0.3%
11		4	0.3%
14		1	0.1%
17		1	0.1%
Sysmiss		6773	

Warning: these figures indicate the number of cases found in the data file. They cannot be interpreted as summary statistics of the population of interest.

File : WSEC2			
# ws2aq1C: 1C. Is this the first time you have been married or lived together with a man as			
Information		[Type= discrete] [Format=numeric] [Range= 1-2] [Missing=*]	
Statistics [NW/ W]		[Valid=1501 /-] [Invalid=6588 /-]	
Value	Label	Cases	Percentage
1	YES	1187	<div><div></div></div> 79.1%
2	NO	314	<div><div></div></div> 20.9%
Sysmiss		6588	
Warning: these figures indicate the number of cases found in the data file. They cannot be interpreted as summary statistics of the population of interest.			
# ws2aq2: 2. Have you ever been married or lived together with a man as if married?			
Information		[Type= discrete] [Format=numeric] [Range= 1-3] [Missing=*]	
Statistics [NW/ W]		[Valid=853 /-] [Invalid=7236 /-]	
Value	Label	Cases	Percentage
1	YES, FORMERLY MARRIED	154	<div><div></div></div> 18.1%
2	YES, LIVED WITH A MAN	132	<div><div></div></div> 15.5%
3	NO	567	<div><div></div></div> 66.5%
Sysmiss		7236	
Warning: these figures indicate the number of cases found in the data file. They cannot be interpreted as summary statistics of the population of interest.			
# ws2aq3: 3. What is your marital status now: are you widowed, divorced, or separated?			
Information		[Type= discrete] [Format=numeric] [Range= 1-3] [Missing=*]	
Statistics [NW/ W]		[Valid=286 /-] [Invalid=7803 /-]	
Value	Label	Cases	Percentage
1	WIDOWED	69	<div><div></div></div> 24.1%
2	DIVORCED	14	<div><div></div></div> 4.9%
3	SEPARATED	203	<div><div></div></div> 71.0%
Sysmiss		7803	
Warning: these figures indicate the number of cases found in the data file. They cannot be interpreted as summary statistics of the population of interest.			
# ws2aq4: 4. Age when first started living with a man as if married			
Information		[Type= continuous] [Format=numeric] [Range= 10-44] [Missing=*]	
Statistics [NW/ W]		[Valid=1787 /-] [Invalid=6302 /-] [Mean=18.843 /-] [StdDev=3.352 /-]	
# ws2aq5: 5. How old was your husband/partner when you first started living together?AGE(h			
Information		[Type= continuous] [Format=numeric] [Range= 7-98] [Missing=*]	
Statistics [NW/ W]		[Valid=1787 /-] [Invalid=6302 /-] [Mean=25.212 /-] [StdDev=6.698 /-]	

File : WSEC3

hhid: Unique 32-character long identifier of the interview

Information	[Type= discrete] [Format=character] [Missing=*]
Statistics [NW/ W]	[Valid=113260 /-] [Invalid=0 /-]

PID: Id in t0_hhroster

Information	[Type= continuous] [Format=numeric] [Range= 1-22] [Missing=*]
Statistics [NW/ W]	[Valid=113260 /-] [Invalid=0 /-] [Mean=4.106 /-] [StdDev=2.78 /-]

contraception_id: Method to delay or avoid pregnancy (roster)

Information	[Type= discrete] [Format=numeric] [Range= 1-96] [Missing=*]
Statistics [NW/ W]	[Valid=113260 /-] [Invalid=0 /-]

Value	Label	Cases	Percentage	
1	Female sterilization	8090	<div></div>	7.1%
2	Male sterilization	8090	<div></div>	7.1%
3	IUD	8090	<div></div>	7.1%
4	Injectables	8090	<div></div>	7.1%
5	Implants	8090	<div></div>	7.1%
6	Pill	8090	<div></div>	7.1%
7	Male condom	8090	<div></div>	7.1%
8	Female condom	8090	<div></div>	7.1%
9	Diaphragm	8090	<div></div>	7.1%
10	Foam/Jelly	8090	<div></div>	7.1%
11	Lactational Amenorrhea Method (LAM)	8090	<div></div>	7.1%
12	Periodic Abstinence/Rythm	8090	<div></div>	7.1%
13	Withdrawal	8090	<div></div>	7.1%
96	Other	8090	<div></div>	7.1%

Warning: these figures indicate the number of cases found in the data file. They cannot be interpreted as summary statistics of the population of interest.

ws3aq1: 1. Are you pregnant now?

Information	[Type= discrete] [Format=numeric] [Range= 1-98] [Missing=*]
Statistics [NW/ W]	[Valid=32942 /-] [Invalid=80318 /-]

Value	Label	Cases	Percentage	
1	Yes	2478	<div></div>	7.5%
2	No	30058	<div></div>	91.2%
98	Unsure or DK	406	<div></div>	1.2%
Sysmiss		80318		

Warning: these figures indicate the number of cases found in the data file. They cannot be interpreted as summary statistics of the population of interest.

ws3aq2: 2. Are you or your partner using any method to delay or avoiding getting pregnan



Information	[Type= discrete] [Format=numeric] [Range= 1-2] [Missing=*]
Statistics [NW/ W]	[Valid=30058 /-] [Invalid=83202 /-]

Value	Label	Cases	Percentage	
1	Yes	9338	<div></div>	31.1%
2	No	20720	<div></div>	68.9%
Sysmiss		83202		



Warning: these figures indicate the number of cases found in the data file. They cannot be interpreted as summary statistics of the population of interest.

File : WSEC3

ws3aq2a: 2a. Have you ever used any method to delay or avoid getting pregnant?

Information	[Type= discrete] [Format=numeric] [Range= 1-2] [Missing=*]		
Statistics [NW/ W]	[Valid=23198 /-] [Invalid=90062 /-]		
Value	Label	Cases	Percentage
1	Yes	7742	 33.4%
2	No	15456	 66.6%
Sysmiss		90062	
<i>Warning: these figures indicate the number of cases found in the data file. They cannot be interpreted as summary statistics of the population of interest.</i>			






ws3aq3: Are you delaying/avoiding pregnancy with [contraception]?

Information	[Type= discrete] [Format=numeric] [Range= 1-2] [Missing=*]		
Statistics [NW/ W]	[Valid=9338 /-] [Invalid=103922 /-]		
Value	Label	Cases	Percentage
1	Yes	695	 7.4%
2	No	8643	 92.6%
Sysmiss		103922	
<i>Warning: these figures indicate the number of cases found in the data file. They cannot be interpreted as summary statistics of the population of interest.</i>			

File : WSEC4				
# hhid: Unique 32-character long identifier of the interview				
Information		[Type= discrete] [Format=character] [Missing=*]		
Statistics [NW/ W]		[Valid=64720 /-] [Invalid=0 /-]		
# PID: Id in t0_hhroster				
Information		[Type= continuous] [Format=numeric] [Range= 1-22] [Missing=*]		
Statistics [NW/ W]		[Valid=64720 /-] [Invalid=0 /-] [Mean=4.106 /-] [StdDev=2.78 /-]		
# help_id: Assisted with the delivery (name) (roster)				
Information		[Type= discrete] [Format=numeric] [Range= 1-8] [Missing=*]		
Statistics [NW/ W]		[Valid=64720 /-] [Invalid=0 /-]		
Value	Label	Cases	Percentage	
1	doctor	8090	<div><div></div></div> 12.5%	
2	nurse/midwife	8090	<div><div></div></div> 12.5%	
3	med assitant	8090	<div><div></div></div> 12.5%	
4	nurse aid	8090	<div><div></div></div> 12.5%	
5	traditional	8090	<div><div></div></div> 12.5%	
6	relative	8090	<div><div></div></div> 12.5%	
7	no one	8090	<div><div></div></div> 12.5%	
8	other	8090	<div><div></div></div> 12.5%	
Warning: these figures indicate the number of cases found in the data file. They cannot be interpreted as summary statistics of the population of interest.				
# ws4q1: 1. HAVE YOU EVER GIVEN BIRTH?				
Information		[Type= discrete] [Format=numeric] [Range= 1-2] [Missing=*]		
Statistics [NW/ W]		[Valid=18824 /-] [Invalid=45896 /-]		
Value	Label	Cases	Percentage	
1	Yes	14568	<div><div></div></div> 77.4%	
2	No	4256	<div><div></div></div> 22.6%	
Sysmiss		45896		
Warning: these figures indicate the number of cases found in the data file. They cannot be interpreted as summary statistics of the population of interest.				
# ws4q4: 4. Do you have sons/daughters you have given birth to who live with you?				
Information		[Type= discrete] [Format=numeric] [Range= 1-2] [Missing=*]		
Statistics [NW/ W]		[Valid=14568 /-] [Invalid=50152 /-]		
Value	Label	Cases	Percentage	
1	Yes	13728	<div><div></div></div> 94.2%	
2	No	840	<div><div></div></div> 5.8%	
Sysmiss		50152		
Warning: these figures indicate the number of cases found in the data file. They cannot be interpreted as summary statistics of the population of interest.				
# ws4q5a: 5a. HOW MANY SONS LIVE WITH YOU AT THE MOMENT? If none, record '00' Sons at home				
Information		[Type= discrete] [Format=numeric] [Range= 0-7] [Missing=*]		
Statistics [NW/ W]		[Valid=13728 /-] [Invalid=50992 /-] [Mean=1.681 /-] [StdDev=1.376 /-]		
Value	Label	Cases	Percentage	
0		2712	<div><div></div></div> 19.8%	
1		4496	<div><div></div></div> 32.8%	
2		3208	<div><div></div></div> 23.4%	

File : WSEC4









ws4q5a: 5a. HOW MANY SONS LIVE WITH YOU AT THE MOMENT? If none, record '00' Sons at home

Value	Label	Cases	Percentage
3		1824	 13.3%
4		1000	 7.3%
5		296	 2.2%
6		136	 1.0%
7		56	 0.4%
Sysmiss		50992	

Warning: these figures indicate the number of cases found in the data file. They cannot be interpreted as summary statistics of the population of interest.

ws4q5b: 5b. HOW MANY DAUGHTERS LIVE WITH YOU AT THE MOMENT? If none, record '00'Daughter



Information	[Type= discrete] [Format=numeric] [Range= 0-7] [Missing=*]
Statistics [NW/ W]	[Valid=13728 /-] [Invalid=50992 /-] [Mean=1.655 /-] [StdDev=1.337 /-]

Value	Label	Cases	Percentage
0		2608	 19.0%
1		4728	 34.4%
2		3256	 23.7%
3		1688	 12.3%
4		992	 7.2%
5		320	 2.3%
6		104	 0.8%
7		32	 0.2%
Sysmiss		50992	

Warning: these figures indicate the number of cases found in the data file. They cannot be interpreted as summary statistics of the population of interest.

ws4q6: 6.Do you have alive sons/daughters you have given birth to who don't live with y








Information	[Type= discrete] [Format=numeric] [Range= 1-2] [Missing=*]
Statistics [NW/ W]	[Valid=14568 /-] [Invalid=50152 /-]

Value	Label	Cases	Percentage
1	Yes	6616	 45.4%
2	No	7952	 54.6%
Sysmiss		50152	

Warning: these figures indicate the number of cases found in the data file. They cannot be interpreted as summary statistics of the population of interest.

ws4q7a: 7a. HOW MANY SONS ARE ALIVE BUT DO NOT LIVE WITH YOU? If none, record '00' Sons






Information	[Type= discrete] [Format=numeric] [Range= 0-6] [Missing=*]
Statistics [NW/ W]	[Valid=6616 /-] [Invalid=58104 /-] [Mean=1.023 /-] [StdDev=0.983 /-]

Value	Label	Cases	Percentage
0		2208	 33.4%
1		2776	 42.0%
2		1056	 16.0%
3		448	 6.8%
4		112	 1.7%
5		8	 0.1%
6		8	 0.1%
Sysmiss		58104	

File : WSEC4			
# ws4q7a: 7a. HOW MANY SONS ARE ALIVE BUT DO NOT LIVE WITH YOU? If none, record '000'. Sons			
Warning: these figures indicate the number of cases found in the data file. They cannot be interpreted as summary statistics of the population of interest.			
# ws4q7b: 7b. HOW MANY DAUGHTERS ARE ALIVE BUT DO NOT LIVE WITH YOU? If none, record '000'.			
Information	[Type= discrete] [Format=numeric] [Range= 0-8] [Missing=*]		
Statistics [NW/ W]	[Valid=6616 /-] [Invalid=58104 /-] [Mean=1.203 /-] [StdDev=1.081 /-]		
Value	Label	Cases	Percentage
0		1792	27.1%
1		2704	40.9%
2		1424	21.5%
3		488	7.4%
4		152	2.3%
5		24	0.4%
6		16	0.2%
7		8	0.1%
8		8	0.1%
Sysmiss		58104	
Warning: these figures indicate the number of cases found in the data file. They cannot be interpreted as summary statistics of the population of interest.			
# ws4q8: 8. Have you given birth to a boy/girl who was alive but later died?			
Information	[Type= discrete] [Format=numeric] [Range= 1-2] [Missing=*]		
Statistics [NW/ W]	[Valid=18824 /-] [Invalid=45896 /-]		
Value	Label	Cases	Percentage
1	Yes	4576	24.3%
2	No	14248	75.7%
Sysmiss		45896	
Warning: these figures indicate the number of cases found in the data file. They cannot be interpreted as summary statistics of the population of interest.			
# ws4q9a: 9a.HOW MANY BOYS HAVE DIED? If none, record '0'			
Information	[Type= discrete] [Format=numeric] [Range= 0-6] [Missing=*]		
Statistics [NW/ W]	[Valid=4568 /-] [Invalid=60152 /-] [Mean=0.846 /-] [StdDev=0.868 /-]		
Value	Label	Cases	Percentage
0		1664	36.4%
1		2232	48.9%
2		512	11.2%
3		72	1.6%
4		56	1.2%
5		24	0.5%
6		8	0.2%
Sysmiss		60152	
Warning: these figures indicate the number of cases found in the data file. They cannot be interpreted as summary statistics of the population of interest.			
# ws4q9b: 9b.HOW MANY GIRLS HAVE DIED? If none, record '0'			
Information	[Type= discrete] [Format=numeric] [Range= 0-4] [Missing=*]		
Statistics [NW/ W]	[Valid=4568 /-] [Invalid=60152 /-] [Mean=0.709 /-] [StdDev=0.783 /-]		

File : WSEC4









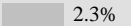







ws4q9b: 9b.HOW MANY GIRLS HAVE DIED? If none, record '0'

Value	Label	Cases	Percentage
0		2112	 46.2%
1		1808	 39.6%
2		520	 11.4%
3		120	 2.6%
4		8	 0.2%
Sysmiss		60152	

Warning: these figures indicate the number of cases found in the data file. They cannot be interpreted as summary statistics of the population of interest.

ws4q11: 11. JUST TO MAKE SURE THAT I HAVE THIS RIGHT, IN TOTAL HOW MANY LIVE BIRTHS DID

Information	[Type= discrete] [Format=numeric] [Range= 1-16] [Missing=*]
Statistics [NW/ W]	[Valid=14560 /-] [Invalid=50160 /-] [Mean=4.637 /-] [StdDev=2.751 /-]

Value	Label	Cases	Percentage
1		1768	 12.1%
2		2040	 14.0%
3		2088	 14.3%
4		2056	 14.1%
5		1544	 10.6%
6		1424	 9.8%
7		1200	 8.2%
8		1016	 7.0%
9		640	 4.4%
10		336	 2.3%
11		272	 1.9%
12		96	 0.7%
13		32	 0.2%
14		24	 0.2%
15		16	 0.1%
16		8	 0.1%
Sysmiss		50160	



Warning: these figures indicate the number of cases found in the data file. They cannot be interpreted as summary statistics of the population of interest.

ws4q12: 12a. WHEN DID YOU DELIVER THE LAST CHILD BORN ALIVE?

Information	[Type= discrete] [Format=character] [Missing=*]
Statistics [NW/ W]	[Valid=14552 /-] [Invalid=0 /-]

ws4q13: 13. Did [help id] assist with the last delivery? - if delivered in last 2 years

Information	[Type= discrete] [Format=numeric] [Range= 1-2] [Missing=*]
Statistics [NW/ W]	[Valid=5304 /-] [Invalid=59416 /-]

Value	Label	Cases	Percentage
1	Yes	751	 14.2%
2	No	4553	 85.8%
Sysmiss		59416	

Warning: these figures indicate the number of cases found in the data file. They cannot be interpreted as summary statistics of the population of interest.

File : WSEC4

ws4q14: 14. Where did you give birth to (NAME OF LAST CHILD)? PROBE TO IDENTIFY THE TYP

Information	[Type= discrete] [Format=numeric] [Range= 1-96] [Missing=*]
Statistics [NW/ W]	[Valid=5296 /-] [Invalid=59424 /-]

Value	Label	Cases	Percentage
1	Home: Your Home	720	<div><div></div></div> 13.6%
2	Home: TBA's Home	136	<div><div></div></div> 2.6%
3	Home: Other Home	88	<div><div></div></div> 1.7%
4	Public Sector: Government Hospital	864	<div><div></div></div> 16.3%
5	Public Sector: Government Health Center	2280	<div><div></div></div> 43.1%
6	Public Sector: Government Health Post	8	<div><div></div></div> 0.2%
8	Private Medical Sector: Private Hospital/Clinic	1144	<div><div></div></div> 21.6%
76	Not Sure, (Specify name of hospital, clinic, etc)	8	<div><div></div></div> 0.2%
86	Other Private Med, (Specify)	24	<div><div></div></div> 0.5%
96	Other Public, (Specify)	24	<div><div></div></div> 0.5%
Sysmiss		59424	

Warning: these figures indicate the number of cases found in the data file. They cannot be interpreted as summary statistics of the population of interest.

ws4q19: 19. Was the child weighed at birth?

Information	[Type= discrete] [Format=numeric] [Range= 1-8] [Missing=*]
Statistics [NW/ W]	[Valid=5296 /-] [Invalid=59424 /-]

Value	Label	Cases	Percentage
1	Yes	3840	<div><div></div></div> 72.5%
2	No	1376	<div><div></div></div> 26.0%
8	DK	80	<div><div></div></div> 1.5%
Sysmiss		59424	

Warning: these figures indicate the number of cases found in the data file. They cannot be interpreted as summary statistics of the population of interest.

ws4q20a: 20a. How much did the child weigh at birth? KG

Information	[Type= continuous] [Format=numeric] [Range= 1-99998] [Missing=*]
Statistics [NW/ W]	[Valid=3840 /-] [Invalid=60880 /-] [Mean=857.328 /-] [StdDev=9100.814 /-]

ws4q20b: 20b. How much did the child weigh at birth? Weight from card or from recall

Information	[Type= discrete] [Format=numeric] [Range= 1-2] [Missing=*]
Statistics [NW/ W]	[Valid=3808 /-] [Invalid=60912 /-]

Value	Label	Cases	Percentage
1	From card	1304	<div><div></div></div> 34.2%
2	From recall	2504	<div><div></div></div> 65.8%
Sysmiss		60912	

Warning: these figures indicate the number of cases found in the data file. They cannot be interpreted as summary statistics of the population of interest.

ws4q22: 22. Were you provided with a MAMA Kit?

Information	[Type= discrete] [Format=numeric] [Range= 1-98] [Missing=*]
Statistics [NW/ W]	[Valid=5296 /-] [Invalid=59424 /-]

Value	Label	Cases	Percentage
1	Yes, free of charge	1024	<div><div></div></div> 19.3%
2	Yes, at a fee	672	<div><div></div></div> 12.7%

File : WSEC4

ws4q22: 22. Were you provided with a MAMA Kit?

Value	Label	Cases	Percentage
3	No	3560	67.2%
98	DK	40	0.8%
Sysmiss		59424	

Warning: these figures indicate the number of cases found in the data file. They cannot be interpreted as summary statistics of the population of interest.

ws4q23: 23. How much did you pay?

Information	[Type= continuous] [Format=numeric] [Range= 0-50000] [Missing=*]
Statistics [NW/ W]	[Valid=672 /-] [Invalid=64048 /-] [Mean=19290.476 /-] [StdDev=9171.375 /-]

ws4q24: 24. What did you do to get the items used during delivery?

Information	[Type= discrete] [Format=numeric] [Range= 1-96] [Missing=*]
Statistics [NW/ W]	[Valid=3560 /-] [Invalid=61160 /-]

Value	Label	Cases	Percentage
1	Borrowed	48	1.3%
2	Re-used items from previous birth	248	7.0%
3	Bought from nearby shop	2256	63.4%
4	Did not have any items	920	25.8%
96	Other (specify)	88	2.5%
Sysmiss		61160	

Warning: these figures indicate the number of cases found in the data file. They cannot be interpreted as summary statistics of the population of interest.

ws4q25: 25. Was the KIT pre-packed IN A SEALED BAG?

Information	[Type= discrete] [Format=numeric] [Range= 1-2] [Missing=*]
Statistics [NW/ W]	[Valid=4072 /-] [Invalid=60648 /-]

Value	Label	Cases	Percentage
1	Yes	1864	45.8%
2	No	2208	54.2%
Sysmiss		60648	

Warning: these figures indicate the number of cases found in the data file. They cannot be interpreted as summary statistics of the population of interest.

ws4q26__1: 26. What were the contents of the MAMA Kit?:Plastic sheeting

Information	[Type= discrete] [Format=numeric] [Range= 1-2] [Missing=*]
Statistics [NW/ W]	[Valid=4024 /-] [Invalid=60696 /-]

Value	Label	Cases	Percentage
1	Yes	3288	81.7%
2	No	736	18.3%
Sysmiss		60696	

Warning: these figures indicate the number of cases found in the data file. They cannot be interpreted as summary statistics of the population of interest.

ws4q26__2: 26. What were the contents of the MAMA Kit?:Surgical gloves

Information	[Type= discrete] [Format=numeric] [Range= 1-2] [Missing=*]
Statistics [NW/ W]	[Valid=4024 /-] [Invalid=60696 /-]

Value	Label	Cases	Percentage
1	Yes	3080	76.5%
2	No	944	23.5%

File : WSEC4

ws4q26__2: 26. What were the contents of the MAMA Kit?:Surgical gloves

Value	Label	Cases	Percentage
Sysmiss		60696	

Warning: these figures indicate the number of cases found in the data file. They cannot be interpreted as summary statistics of the population of interest.

ws4q26__3: 26. What were the contents of the MAMA Kit?:Soap

Information	[Type= discrete] [Format=numeric] [Range= 1-2] [Missing=*]
Statistics [NW/ W]	[Valid=4024 /-] [Invalid=60696 /-]

Value	Label	Cases	Percentage
1	Yes	2000	49.7%
2	No	2024	50.3%
Sysmiss		60696	

Warning: these figures indicate the number of cases found in the data file. They cannot be interpreted as summary statistics of the population of interest.

ws4q26__4: 26. What were the contents of the MAMA Kit?:Cotton wool (gauze pad)

Information	[Type= discrete] [Format=numeric] [Range= 1-2] [Missing=*]
Statistics [NW/ W]	[Valid=4024 /-] [Invalid=60696 /-]

Value	Label	Cases	Percentage
1	Yes	2872	71.4%
2	No	1152	28.6%
Sysmiss		60696	

Warning: these figures indicate the number of cases found in the data file. They cannot be interpreted as summary statistics of the population of interest.

ws4q26__5: 26. What were the contents of the MAMA Kit?:Razorblade

Information	[Type= discrete] [Format=numeric] [Range= 1-2] [Missing=*]
Statistics [NW/ W]	[Valid=4024 /-] [Invalid=60696 /-]

Value	Label	Cases	Percentage
1	Yes	2824	70.2%
2	No	1200	29.8%
Sysmiss		60696	

Warning: these figures indicate the number of cases found in the data file. They cannot be interpreted as summary statistics of the population of interest.

ws4q26__6: 26. What were the contents of the MAMA Kit?:Sanitary pads

Information	[Type= discrete] [Format=numeric] [Range= 1-2] [Missing=*]
Statistics [NW/ W]	[Valid=4024 /-] [Invalid=60696 /-]

Value	Label	Cases	Percentage
1	Yes	1136	28.2%
2	No	2888	71.8%
Sysmiss		60696	

Warning: these figures indicate the number of cases found in the data file. They cannot be interpreted as summary statistics of the population of interest.

ws4q26__7: 26. What were the contents of the MAMA Kit?:Jik

Information	[Type= discrete] [Format=numeric] [Range= 1-2] [Missing=*]
Statistics [NW/ W]	[Valid=4024 /-] [Invalid=60696 /-]

Value	Label	Cases	Percentage
1	Yes	432	10.7%
2	No	3592	89.3%

File : WSEC4

ws4q26__7: 26. What were the contents of the MAMA Kit?:Jik

Value	Label	Cases	Percentage
Sysmiss		60696	

Warning: these figures indicate the number of cases found in the data file. They cannot be interpreted as summary statistics of the population of interest.

ws4q26__8: 26. What were the contents of the MAMA Kit?:Suturing thread

Information	[Type= discrete] [Format=numeric] [Range= 1-2] [Missing=*]
Statistics [NW/ W]	[Valid=4024 /-] [Invalid=60696 /-]

Value	Label	Cases	Percentage
1	Yes	1312	32.6%
2	No	2712	67.4%
Sysmiss		60696	

Warning: these figures indicate the number of cases found in the data file. They cannot be interpreted as summary statistics of the population of interest.

ws4q26__9: 26. What were the contents of the MAMA Kit?:Eye Ointment

Information	[Type= discrete] [Format=numeric] [Range= 1-2] [Missing=*]
Statistics [NW/ W]	[Valid=4024 /-] [Invalid=60696 /-]

Value	Label	Cases	Percentage
1	Yes	400	9.9%
2	No	3624	90.1%
Sysmiss		60696	

Warning: these figures indicate the number of cases found in the data file. They cannot be interpreted as summary statistics of the population of interest.

ws4q26__10: 26. What were the contents of the MAMA Kit?:Cord ties

Information	[Type= discrete] [Format=numeric] [Range= 1-2] [Missing=*]
Statistics [NW/ W]	[Valid=4024 /-] [Invalid=60696 /-]

Value	Label	Cases	Percentage
1	Yes	1552	38.6%
2	No	2472	61.4%
Sysmiss		60696	

Warning: these figures indicate the number of cases found in the data file. They cannot be interpreted as summary statistics of the population of interest.

ws4q26__11: 26. What were the contents of the MAMA Kit?:Child health card

Information	[Type= discrete] [Format=numeric] [Range= 1-2] [Missing=*]
Statistics [NW/ W]	[Valid=4024 /-] [Invalid=60696 /-]

Value	Label	Cases	Percentage
1	Yes	1344	33.4%
2	No	2680	66.6%
Sysmiss		60696	

Warning: these figures indicate the number of cases found in the data file. They cannot be interpreted as summary statistics of the population of interest.

ws4q26__96: 26. What were the contents of the MAMA Kit?:Other(specify)

Information	[Type= discrete] [Format=numeric] [Range= 1-2] [Missing=*]
Statistics [NW/ W]	[Valid=4024 /-] [Invalid=60696 /-]

Value	Label	Cases	Percentage
1	Yes	568	14.1%
2	No	3456	85.9%

File : WSEC4

ws4q26__96: 26. What were the contents of the MAMA Kit?:Other(specify)

Value	Label	Cases	Percentage
Sysmiss		60696	
Warning: these figures indicate the number of cases found in the data file. They cannot be interpreted as summary statistics of the population of interest.			

ws4q28: 28. Was the KIT actually used on you during birth?

Information	[Type= discrete] [Format=numeric] [Range= 1-2] [Missing=*]
Statistics [NW/ W]	[Valid=4088 /-] [Invalid=60632 /-]

Value	Label	Cases	Percentage
1	Yes	3160	77.3%
2	No	928	22.7%
Sysmiss		60632	
Warning: these figures indicate the number of cases found in the data file. They cannot be interpreted as summary statistics of the population of interest.			

ws4q29: 29. Were you able to deliver at the health facility even w/out MAMA Kit provisio

Information	[Type= discrete] [Format=numeric] [Range= 1-4] [Missing=*]
Statistics [NW/ W]	[Valid=4944 /-] [Invalid=59776 /-]

Value	Label	Cases	Percentage
1	No, delivered at home	752	15.2%
2	No, delivered at TBAs home	208	4.2%
3	No, delivered at other home	128	2.6%
4	Yes	3856	78.0%
Sysmiss		59776	
Warning: these figures indicate the number of cases found in the data file. They cannot be interpreted as summary statistics of the population of interest.			

ws4q30: 30. What is your opinion about the content of the MAMA KITS?

Information	[Type= discrete] [Format=character] [Missing=*]
Statistics [NW/ W]	[Valid=5336 /-]

Value	Label	Cases	Percentage
##N/A##		64	1.2%
ADD MORE COMPONENTS		8	0.1%
ADD MORE COMPONENTS		8	0.1%
ALL CONTENTS WHERE PROVIDED		8	0.1%
ALL PREGNANT WOMEN SHOULD BE PROVIDED WITH MAMA KITS DURING DELIVERY		8	0.1%
ALLL WOMEN SHOULD BE PROVIDED WITH THE KIT FOR SAFE DELIVERY		8	0.1%

File : WSEC4

ws4q30: 30. What is your opinion about the content of the MAMA KITS?

Value	Label	Cases	Percentage
AM IGNORANT SO NO OPINION		8	0.1%
ARE AFFORDABLE		16	0.3%
ARE AFFORDABLE TO ALL MOTHERS		8	0.1%
Add more items like more towels		8	0.1%
All pregnant mothers should have access to mama kits		8	0.1%
BEDSHEETS SHOULD BE ADDED TO IT		8	0.1%
COMPONENTS ARE NOT ENOUGH		8	0.1%
CONTENT NOT ENOUGH		8	0.1%
CONTENTS SHOULD BE GIVEN FREE OF CHARGE		8	0.1%
CONTENTS SHOULD BE FREE		8	0.1%
CONTENTS SHOULD BE PROVIDED FREE		8	0.1%
CONTENTS SHOULD BE PROVIDED FREE IN CLINIC		8	0.1%
COSTLY		8	0.1%
DID NOT USE IT BUT IT'S GOOD		8	0.1%
DID NOT HAVE		8	0.1%
DID NOT HAVE ALL ITS CONTENTS		8	0.1%
DIDN'T HAVE ANY		16	0.3%
DIDN'T HAVE MOST ITEMS		8	0.1%
DIFFICULT TO GET		8	0.1%
DK		8	0.1%

File : WSEC4

ws4q30: 30. What is your opinion about the content of the MAMA KITS?

Value	Label	Cases	Percentage
DO NOT KNOW		8	0.1%
DO NOT KNOW WHAT A MAMA KIT IS		8	0.1%
DOESN'T HAVE ALL ITEMS		8	0.1%
DOESN'T KNOW ANYTHING ABOUT A MAMA KIT		8	0.1%
DON'T KNOW		48	0.9%
DONT KNOW MAMA KIT		8	0.1%
Doesn't know		8	0.1%
Don't know		8	0.1%
Don't know about it		8	0.1%
Don't know them		8	0.1%
EVERY THING WAS SO GOOD		8	0.1%
EVERYONE SHOULD USE IT		8	0.1%
EXPECTED CONTENTS ARE MISSING		8	0.1%
EXPENSIVE		24	0.4%
Enough		8	0.1%
GOOD		168	3.1%
GOOD BUT HARD TO GET		8	0.1%
GOOD BUT SOME ITEMS LIKE GLOOVES AND THE PLASTIC SHEETING WERE MISSING		8	0.1%
GOOD FOR DELIVERING MOTHERS		8	0.1%
GOOD PACKAGE		8	0.1%
GOOD SERVICE		8	0.1%
GOVERNMENT SHOULD ENSURE THAT		8	0.1%

File : WSEC4

ws4q30: 30. What is your opinion about the content of the MAMA KITS?

Value	Label	Cases	Percentage
THE KITS ARE FREE OF CHARGE			
GOVERNMENT SHOULD PROVIDE FREE MAMA KITS		8	<div><div></div></div> 0.1%
GREAT INNOVATION		8	<div><div></div></div> 0.1%
Good		80	<div><div></div></div> 1.5%
Government should continue to provide mama kits		8	<div><div></div></div> 0.1%
Government should provide enough mama kits		8	<div><div></div></div> 0.1%
Government should provide enough mama kits to pregnant women		8	<div><div></div></div> 0.1%
Govt does provide them free		8	<div><div></div></div> 0.1%
HAD ALL ITEMS		32	<div><div></div></div> 0.6%
HAD ALL REQUIRED		8	<div><div></div></div> 0.1%
HAD ALL REQUIREMENT		8	<div><div></div></div> 0.1%
HAD ALL THAT WAS REQUIRED		8	<div><div></div></div> 0.1%
HAD MOST ITEMS BUT IN LESS QUANTITY		8	<div><div></div></div> 0.1%
HAD VERY FEW ITEMS		8	<div><div></div></div> 0.1%
HAS ALL REQUIREMENT FOR CHILD BIRTH		8	<div><div></div></div> 0.1%
HAS ALL THAT IS REQUIRED		8	<div><div></div></div> 0.1%
HAS FEW ITEMS		8	<div><div></div></div> 0.1%
HAS NECESSARY ITEMS BUT EXPENSIVE		8	<div><div></div></div> 0.1%

File : WSEC4

ws4q30: 30. What is your opinion about the content of the MAMA KITS?

Value	Label	Cases	Percentage
HAS NEVER HEARD OF IT		8	0.1%
HAS NEVER SEEN ANY		8	0.1%
HAS NEVER USED		8	0.1%
HAS NEVER USED IT		24	0.4%
HAS NEVER USED ONE		8	0.1%
HAS NEVER USED THE KIT		8	0.1%
HAS NO IDEA ABOUT A MAAMA KIT		8	0.1%
HAS NO IDEA OF A MAAMA KIT		8	0.1%
HAS NO OPINION		8	0.1%
HAS NOT USED YET		8	0.1%
HAVE NEVER SEEN A MAMA KIT, BUT SHE HEARS IT IS GOOD		8	0.1%
HAVE NEVER USED		8	0.1%
HAVE NEVER USED THEM		8	0.1%
HAVE NOT USED ANY		8	0.1%
HEALTH WORKERS WANT A LOT OF THINGS.		8	0.1%
HELPFUL		24	0.4%
HELPFUL TO EXPECTANT MOTHERS		8	0.1%
I HAVE HEARD ABOUT IT BUT HAVE NOT USED THEREFORE DON'T MUCH		8	0.1%
I THINK THEY ARE GOOD		8	0.1%
I don't know		8	0.1%
I don't know about mama kit		8	0.1%

File : WSEC4

ws4q30: 30. What is your opinion about the content of the MAMA KITS?

Value	Label	Cases	Percentage
I got no idea about mama kit		8	0.1%
I think it may be good		8	0.1%
I think it's a good idea to give		8	0.1%
IMPORTANT		8	0.1%
IMPORTANT FOR SAFE DELIVERY		8	0.1%
IT WILL BE GOOD IF ALL MOTHERS HAVE FREE ACCESS TO MAMA KIT		8	0.1%
IT CONTAINS GOOD ITEMS		8	0.1%
IT IS A GOOD INITIATIVE BECAUSE IT HAS MOST OF THE EQUIPMENT		8	0.1%
IT IS A GOOD KIT		8	0.1%
IT IS A GOOD KIT FOR PREGNANT WOMEN		8	0.1%
IT IS A GOOD KIT WITH EVERYTHING		8	0.1%
IT IS A GOOD SERVICE		8	0.1%
IT IS EXPENSIVE		16	0.3%
IT IS GOOD		104	1.9%
IT IS VERY HELPFUL		8	0.1%
IT IS VERY IMPORTANT		8	0.1%
IT SHOULD BE AVAILED TO ALL HEALTH FACILITIES		8	0.1%
IT SHOULD CONTINUOUSLY BE GIVEN TO EXPECTANT MOTHERS		8	0.1%
IT WAS GOOD		24	0.4%
IT WAS NOT REALLY A MAMA KIT IT		8	0.1%

























File : WSEC4

ws4q30: 30. What is your opinion about the content of the MAMA KITS?

Value	Label	Cases	Percentage
WAS JUST A FEW ITEMS BOUGHT			
IT WAS QUITE HELPFUL		8	0.1%
IT WAS SO GOOD		8	0.1%
IT WAS USEFUL		8	0.1%
IT WAS USEFUL DURING THE BIRTH TIME		8	0.1%
IT WOULD BE GOOD IF ALL WOULD ACCESS		8	0.1%
IT'S A GOOD INITIATIVE.		8	0.1%
IT'S A GOOD INNOVATION		8	0.1%
IT'S A GOOD THING		8	0.1%
IT'S A GOOD VENTURE		8	0.1%
IT'S A VERY GOOD PROJECT		8	0.1%
IT'S CONTENTS ARE HELPFUL		8	0.1%
IT'S CONTENTS ARE SUFFICIENT		8	0.1%
IT'S GOOD		32	0.6%
IT'S GOOD TO MAMA KIT		8	0.1%
IT'S HELPFUL		32	0.6%
IT'S HELPFUL BUT THEY ARE ALWAYS NOT AVAILABLE		8	0.1%
IT'S IS VERY HELPFUL FOR MOTHERS		8	0.1%
IT'S MAKE MOTHERS HAVE A CLEAN BIRTH WITHOUT LOTS OF DISTURBANCE		8	0.1%
IT'S OKAY		8	0.1%

File : WSEC4

ws4q30: 30. What is your opinion about the content of the MAMA KITS?

Value	Label	Cases	Percentage
IT'S TOO EXPENSIVE		8	 0.1%
IT'S USEFUL TO WOMEN		8	 0.1%
IT'S VERY GOOD		16	 0.3%
IT'S VERY GOOD AND CONVINENT		8	 0.1%
IT'S VERY HELPFUL		24	 0.4%
ITEMS ARE SUFFICIENT		8	 0.1%
ITS GOOD		24	 0.4%
ITS HELPFULL		8	 0.1%
Is good and helps a lot		8	 0.1%
It good		16	 0.3%
It helps mothers who can not afford to have those items in the mama kit to have them when giving birth		8	 0.1%
It is good		32	 0.6%
It is good and makes delivery easy		8	 0.1%
It is good motivation for mothers to give birth from a health facility		8	 0.1%
It is necessary		8	 0.1%
It is very good		8	 0.1%
It makes child delivery easy		8	 0.1%
It was enough		8	 0.1%
It was good		16	 0.3%
It's good for mothers		8	 0.1%
It's AFFORDABLE		8	 0.1%
It's a good incentive to mothers		16	 0.3%
It's a good venture		8	 0.1%
It's good		8	 0.1%

File : WSEC4

ws4q30: 30. What is your opinion about the content of the MAMA KITS?

Value	Label	Cases	Percentage
It's good though have not used it before		8	0.1%
Its good but add some clothing		8	0.1%
Its good for rural women		8	0.1%
Its good for the expecting mothers		8	0.1%
Its good to have the mama kits it helps women		8	0.1%
JUST HAPPY		8	0.1%
Let Govt provide them		8	0.1%
MAMA KITS ARE NOT ENOUGH.		8	0.1%
MAMA KITS ARE SO HELPFUL		8	0.1%
MAMA KITS ARE VERY IMPORTANT DURING CHILD BIRTH HENCE ALL WOMEN SHOULD BE ABLE TO ACCESS THEM.		8	0.1%
MAMA KITS SHOULD CONTAIN ALL THAT IS REQUIRED DURING CHILD BIRTH.		8	0.1%
MAMA MUST BE THERE		8	0.1%
MOST CONTENTS SHOULD GIVEN FREE		8	0.1%
MOST ITEMS MISSING		8	0.1%
Mama kit should be given for free		8	0.1%
Mama kit's content is good		8	0.1%
Material were not enough		8	0.1%
Materials was enough		8	0.1%

File : WSEC4

ws4q30: 30. What is your opinion about the content of the MAMA KITS?

Value	Label	Cases	Percentage
Materials were enough		16	0.3%
Materials were inadequate		8	0.1%
Materials were not enough		40	0.7%
Materials were very ok		8	0.1%
NECESSITIES FOR CHILD BIRTH.		8	0.1%
NEED MORE		8	0.1%
NEVER HEARD OF MAMA KIT		8	0.1%
NEVER SEEN ONE		16	0.3%
NEVER SEEN THE CONTENT IN THE MAMA KIT		8	0.1%
NEVER USED ANY		8	0.1%
NEVER USED IT BEFORE		8	0.1%
NEVER USED MAMA KIT		16	0.3%
NEVER USED MAMA KITS		8	0.1%
NEVER USED ONE		8	0.1%
NEVER USED THE KIT		8	0.1%
NEVER USED. DON'T KNOW		8	0.1%
NO COMMENT BECAUSE I HAVE NEVER USE IT		8	0.1%
NO COMMENTS		8	0.1%
NO IDEA		88	1.6%
NO OPINION		88	1.6%
NO OPINION.		8	0.1%
NONE		536	10.0%
NONE WAS PROVIDED		8	0.1%
NONE.		8	0.1%
NOT APPLICABLE BECAUSE SHE DOESN'T		8	0.1%

File : WSEC4

ws4q30: 30. What is your opinion about the content of the MAMA KITS?

Value	Label	Cases	Percentage
HAVE ANY IDEA			
NOT EASILY AVAILABLE		32	0.6%
NOT EASILY FOUND		16	0.3%
NOT ENOUGH		16	0.3%
NOT ENOUGH AND EXPENSIVE		8	0.1%
NOT ENOUGH ITEMS IN THE MAMA KIT		8	0.1%
NOT FULLY PACKED		8	0.1%
NOT SEEN ANY		8	0.1%
NOT SO GOOD		8	0.1%
NOT SURE		8	0.1%
NOT WELL PARKED		8	0.1%
NOTHING, THEY AREN'T PROVIDED TO THEM		8	0.1%
Never available		8	0.1%
Never had Maama Kit		8	0.1%
Never used		16	0.3%
No opinion		8	0.1%
None		48	0.9%
Not enough		16	0.3%
Not enough things		8	0.1%
Not enough things in the kit		8	0.1%
Not good		8	0.1%
Not sure		8	0.1%
Not used		8	0.1%
Nothing		8	0.1%
PADS SHOULD ALSO BE INCLUDED IN THE MAMA KITS		8	0.1%
PRICES SHOULD BE REDUCED		8	0.1%
PROVIDE AT VILLAGE LEVELS		8	0.1%

File : WSEC4

ws4q30: 30. What is your opinion about the content of the MAMA KITS?

Value	Label	Cases	Percentage
PROVIDE MORE		16	0.3%
PROVIDE MORE COMPONENTS		8	0.1%
PROVIDE MORE KITS		8	0.1%
PROVIDE MORE MAMA KITS		8	0.1%
PROVIDE MORE MAMA KITS COMPONENTS		8	0.1%
PROVIDED FREE TO EXPECTANT MOTHERS		8	0.1%
Provide them		8	0.1%
Provide them free		40	0.7%
RESPONDENT WAS IGNORANT ABOUT THE KIT.		8	0.1%
SHE DOESN'T KNOW THEM		8	0.1%
SHE GOT ALL THE NECESSARY CONTENT		8	0.1%
SHE HAS NEVER BEEN GIVEN A MAMAKIT		8	0.1%
SHE HAS NEVER NEVER USED IT		8	0.1%
SHE HAS NEVER USED A MAMA KIT		32	0.6%
SHE HAS NEVER USED IT		72	1.3%
SHE HAS NEVER USED IT AND SO CAN'T GIVE AN OPINION		8	0.1%
SHE HAS NEVER USED THE KIT		8	0.1%

File : WSEC4

ws4q30: 30. What is your opinion about the content of the MAMA KITS?

Value	Label	Cases	Percentage
SHE HAS NEVER USED THEM		8	0.1%
SHOULD BE PROVIDED FREE		32	0.6%
SHOULD BE PROVIDED TO VHTS		8	0.1%
SHOULD HAVE ALL ITS CONTENTS		8	0.1%
SO HELPFUL		8	0.1%
SOME CONTENTS ARE NOT AVAILABLE IN VILLAGE SHOPS		8	0.1%
SOME CONTENTS ARE EXPENSIVE		24	0.4%
SOME CONTENTS ARE NOT IN VILLAGE SHOPS		8	0.1%
SOME CONTENTS ARE REMOVED		8	0.1%
SOME CONTENTS SHOULD BE PROVIDED TO THE VHTS		8	0.1%
SOME CONTENTS WERE MISSING		8	0.1%
SOME ITEMS ARE OF A SMALL SIZE		8	0.1%
SOME OF THE CONTENTS ARE NOT AVAILABLE IN VILLAGE SHOPS		8	0.1%
SOME OF THE CONTENTS ARE NOT IN THE MAMA KIT		8	0.1%
SOME OF THE CONTENTS		8	0.1%

File : WSEC4

ws4q30: 30. What is your opinion about the content of the MAMA KITS?

Value	Label	Cases	Percentage
ARE POOR QUALITY			
SOME OF THE ESSENTIAL ITEMS ARE REMOVED FROM THE PRE-PACKED MAMA KITS.		8	0.1%
SOME WHERE AVAILABLE		8	0.1%
She has never used a mama kit		8	0.1%
Some items are missing in the maama kit		8	0.1%
THE ARE VERY EXPENSIVE		8	0.1%
THE CONTENT IS GOOD		8	0.1%
THE CONTENT IS GOOD.		8	0.1%
THE CONTENTS ARE OK		8	0.1%
THE CONTENTS ARE VERY USEFUL DURING CHILD BIRTH		8	0.1%
THE CONTENTS OF THE MAMA KIT SHOULD BE INCREASED		8	0.1%
THE ITEMS ARE FEW		8	0.1%
THE ITEMS WERE GOOD		8	0.1%
THE PRICE SHOULD BE REDUCED		8	0.1%
THE RESPONDENT WAS IGNORANT ABOUT MAMA KITS.		8	0.1%
THE SIZE SHOULD BE INCREASED		8	0.1%

File : WSEC4

ws4q30: 30. What is your opinion about the content of the MAMA KITS?

Value	Label	Cases	Percentage
THERE ARE VERY EXPENSIVE		8	0.1%
THERE IS NEED FOR IMPROVEMENT		8	0.1%
THEY ALWAYS NOT AVAILABLE IN THE HOSPITAL		8	0.1%
THEY ARE EXPENSIVE		24	0.4%
THEY ARE GOOD		16	0.3%
THEY ARE HELPFUL		24	0.4%
THEY ARE HELPFUL TO EXPECTANT MOTHERS		8	0.1%
THEY ARE HELPFUL TO THE POOR		8	0.1%
THEY ARE IMPORTANT		8	0.1%
THEY ARE NOT AVAILABLE IN THE HEALTH CENTRES		8	0.1%
THEY ARE NOT ENOUGH		16	0.3%
THEY ARE SO HELPFUL		16	0.3%
THEY ARE USEFUL		8	0.1%
THEY ARE VERY EXPENSIVE		24	0.4%
THEY ARE VERY HELPFUL		8	0.1%
THEY ARE VERY USEFUL.		8	0.1%
THEY ASK FOR A LOT OF THINGS		8	0.1%
THEY ASK FOR A LOT OF THINGS.		8	0.1%
THEY HAVE FEW ITEMS		32	0.6%

File : WSEC4

ws4q30: 30. What is your opinion about the content of the MAMA KITS?

Value	Label	Cases	Percentage
THEY HAVE LESS COMPONENTS		8	0.1%
THEY HELP A LOT DURING DELIVERY		8	0.1%
THEY HELP A LOT DURING DELIVERY.		8	0.1%
THEY HELP DURING DELIVERY.		8	0.1%
THEY SHOULD ALSO INCLUDE SANITARY PADS.		8	0.1%
THEY SHOULD BE AVAILED FREE OF CHARGE		8	0.1%
THEY SHOULD BE PROVIDED FREE		8	0.1%
THEY SHOULD REDUCE ON THE CONTENTS		8	0.1%
THEY WANT SO MANY THINGS		8	0.1%
THEY WERE GOOD		8	0.1%
THEY WERE SO GOOD		8	0.1%
THEY WERE SO USEFUL		8	0.1%
THINKS THE CONTENTS OF A MAAMA KIT ARE GOOD		8	0.1%
Th content is enough and easy to use		8	0.1%
The content is enough		8	0.1%
The content is not enough		8	0.1%
The content is enough		40	0.7%
The content is not enough		16	0.3%

File : WSEC4

ws4q30: 30. What is your opinion about the content of the MAMA KITS?

Value	Label	Cases	Percentage
The content is ok		8	0.1%
The content of the mama kit is good		8	0.1%
The items were very few		8	0.1%
The kit is not available		8	0.1%
The kit is okay		8	0.1%
The sizes are very small		8	0.1%
There was no mama kits on health facilities.		8	0.1%
They are good		8	0.1%
They lack bedsheets, knickers and mosquito nets		8	0.1%
They should provide them		8	0.1%
VERY ESSENTIAL DURING CHILD BIRTH		8	0.1%
VERY ESSENTIAL IN CHIKD BIRTH		8	0.1%
VERY ESSENTIAL IN CHILD BIRTH		16	0.3%
VERY EXPENSIVE		8	0.1%
VERY GOOD		40	0.7%
VERY GOOD TO HAVE IT		8	0.1%
VERY HELPFUL		16	0.3%
VERY HELPFUL DURING CHILD BIRTH		8	0.1%
VERY HELPFUL IN SUCCESSFUL CHILD BIRTH.		8	0.1%
VERY HELPFULL		8	0.1%
VERY USEFUL		8	0.1%
VERY USEFUL DURING CHILD BIRTH		8	0.1%

File : WSEC4

ws4q30: 30. What is your opinion about the content of the MAMA KITS?

Value	Label	Cases	Percentage
Very essential in child birth		8	0.1%
Very essential in succesful child birth.		8	0.1%
Very important for child delivery.		8	0.1%
WAS GOOD TO USE IT		8	0.1%
WASN'T ABLE TO GET		8	0.1%
WOULD BE GOOD BUT ARE NOT AVAILABLE		8	0.1%
Was good		8	0.1%
content is not enough		8	0.1%
did not use mama kit		8	0.1%
distribute regularly		8	0.1%
doesn't know about mama kit		8	0.1%
don't know about it		8	0.1%
don't know them		8	0.1%
dont know		8	0.1%
good		136	2.5%
good and very useful		8	0.1%
had no items		8	0.1%
have no opinion		8	0.1%
help mothers who don't have facilities		8	0.1%
i dont know		8	0.1%
increase on supply		8	0.1%
it helps out alot of women who can't afford		8	0.1%
it is a very helpful kit,the content was adequate		8	0.1%
it is good		24	0.4%
it is good to use mama kit		8	0.1%
it is helpful		8	0.1%

File : WSEC4

ws4q30: 30. What is your opinion about the content of the MAMA KITS?

Value	Label	Cases	Percentage
it is important		16	0.3%
it was expensive		8	0.1%
it's enough		8	0.1%
it's god		8	0.1%
it's good for village women who can my afford to buy		8	0.1%
it's good to supply to mothers		8	0.1%
it's helpful especially for the needy		8	0.1%
it's helps more especially the disadvantaged		8	0.1%
it's ok		24	0.4%
it's very good		8	0.1%
items were enough		8	0.1%
mama kit is always good for delivering mothers		8	0.1%
mama kit is expensive		8	0.1%
mama kit is necessary		8	0.1%
mama kit is very helpful on parents like us who can't afford		8	0.1%
mama kit is very helpful to the people who are unable to buy all requirements		8	0.1%
mama kit she has no opinion		8	0.1%
mama kit should be provided		8	0.1%
mothers should be given all items		8	0.1%
n		8	0.1%
need to distribute		8	0.1%
never heard about it		8	0.1%
never heard about it before		8	0.1%

File : WSEC4

ws4q30: 30. What is your opinion about the content of the MAMA KITS?

Value	Label	Cases	Percentage
no accessible health facility		8	0.1%
no idea		8	0.1%
no opinion since has never used		8	0.1%
no opinions		8	0.1%
none		48	0.9%
not available		8	0.1%
not bad, it is necessary		8	0.1%
nothing		8	0.1%
she does not know about mama kit		8	0.1%
she has never used it		8	0.1%
should be free of charge by the government		8	0.1%
should increase on the supply		8	0.1%
should increase supply		8	0.1%
so good		8	0.1%
so important		8	0.1%
supply is inadequate		8	0.1%
supply is small		8	0.1%
the health centre workers don't give them equally		8	0.1%
they are expensive		16	0.3%
they are good		16	0.3%
they are good for village women but they are given to people selectively		8	0.1%
they should be distributed early and enough for all women		8	0.1%
they should be strictly monitored so as not to remove some items		8	0.1%
they should increase supply		8	0.1%

File : WSEC4

ws4q30: 30. What is your opinion about the content of the MAMA KITS?

Value	Label	Cases	Percentage
they should maintain supply		8	0.1%
they should start suppling		8	0.1%
those things were good		8	0.1%
very good		16	0.3%
very important		8	0.1%
was good		8	0.1%
women pay for mama kits		8	0.1%
yes mama kit is good		8	0.1%

Warning: these figures indicate the number of cases found in the data file. They cannot be interpreted as summary statistics of the population of interest.

ws4q31: 31. What challenges do you face in using MAMA KITS?

Information	[Type= discrete] [Format=character] [Missing=*]
Statistics [NW/ W]	[Valid=5336 /-] [Invalid=0 /-]

Value	Label	Cases	Percentage
##N/A##		56	1.0%
ADD SCISSORS		8	0.1%
ALL OF US SHOULD BE GIVEN NOT A FEW		8	0.1%
Access to the mama kit is hard		8	0.1%
Accessing the kit is difficult		8	0.1%
Always missing		8	0.1%
BUYING MAMA KIT IS EXPENSIVE		8	0.1%
COMPONENTS ARE LESS		8	0.1%
COMPONENTS ARE NOT ENOUGH		8	0.1%
COMPONENTS WHERE LESS		8	0.1%
CONTENTS ARE EXPENSIVE		8	0.1%
COULDN'T AFFORD TO BUY ALL CONTENTS		8	0.1%
DID NOT FACE ANY CHALLENGES		8	0.1%

File : WSEC4

ws4q31: 31. What challenges do you face in using MAMA KITS?

Value	Label	Cases	Percentage
DID NOT HAVE ALL THE ITEMS IN THE MAMA KIT.		8	0.1%
DIDN'T USE MAMA KIT		8	0.1%
DIFFICULT TO GET		24	0.4%
DO NOT UNDERSTAND THEM		8	0.1%
DO NOT KNOW		8	0.1%
DON'T KNOW		8	0.1%
DON'T KNOW		48	0.9%
DON'T KNOW WHAT MAMA KIT LOOKS LIKE		8	0.1%
DONT KNOW MAMA KIT		8	0.1%
DONT KNOW THE CONTENT OF THE MAMA KIT		8	0.1%
Do not know it		8	0.1%
Don't know		8	0.1%
Don't know about it		8	0.1%
EXPENSIVE		64	1.2%
EXPENSIVE AND HARDLY AVAILABLE		8	0.1%
EXPENSIVE AND NOT EASILY AVAILABLE		8	0.1%
EXPENSIVE. SOLD AT GOVERNMENT HEALTH FACILITY		8	0.1%
Expensive		16	0.3%
FOUND NO CHALLENGES		16	0.3%
Few items provided		8	0.1%
Gauze was lacking in the kit		8	0.1%
Get them free		8	0.1%
HARD TO GET		24	0.4%

File : WSEC4

ws4q31: 31. What challenges do you face in using MAMA KITS?

Value	Label	Cases	Percentage
HAS NEVER USED A MAMA KIT		8	0.1%
HAS NEVER USED IT		24	0.4%
HAS NEVER USED THE KIT		8	0.1%
HAS NO CHALLENGES		8	0.1%
HAS NOT USED YET		8	0.1%
HAVE FEW ITEMS		8	0.1%
HAVE NEVER USED IT		8	0.1%
HAVE NEVER USED ONE		8	0.1%
HAVE NEVER USED THEM		8	0.1%
HAVING TO SPEND MONEY ON GOVERNMENT FREE ITEMS		8	0.1%
HEALTH PERSONNEL AT THE HEALTH CENTERS DON'T GIVE OUT MAMA KITS		8	0.1%
Had to buy her own		8	0.1%
I don't know about mama kit		8	0.1%
I don't know about mama kit so I have no challenge		8	0.1%
INCREASE THE SIZE OF CONTENTS		8	0.1%
IT HAS NO CHALLENGES		8	0.1%
IT IS EXPENSIVE		32	0.6%
IT IS HARD TO ACCESS IN TERMS OF AFFORDABILITY AND AVAILABILITY		8	0.1%

File : WSEC4

ws4q31: 31. What challenges do you face in using MAMA KITS?

Value	Label	Cases	Percentage
IT IS RARE TO FIND AND EXPENSIVE		8	0.1%
IT SHOULD BE PROVIDED FREE		8	0.1%
IT SHOULDN'T BE SOLD		8	0.1%
IT WAS EXPENSIVE		16	0.3%
IT'S CONTENTS ARE FEW		8	0.1%
IT'S EXPENSIVE		8	0.1%
IT'S TOO EXPENSIVE		8	0.1%
ITEMS ARE EXPENSIVE		8	0.1%
ITEMS KEEP REDUCING		8	0.1%
It is costly for mothers and also some items have been removed like the plastic sheeting.		8	0.1%
It is expensive		8	0.1%
It was good		8	0.1%
KITS ARE VERY EXPENSIVE		8	0.1%
LACK OF ENOUGH MAMA KITS AT THE HEALTH FACILITIES.		8	0.1%
MAMA KITS ARE VERY EXPENSIVE		8	0.1%
MAMA KITS COMPONENTS ARE NOT ENOUGH		8	0.1%
MISS SOME ITEMS		8	0.1%
MOST OF THE ITEMS WERE REMOVED FROM THE KIT		8	0.1%
Materials bought were not enough during delivery.		8	0.1%

File : WSEC4

ws4q31: 31. What challenges do you face in using MAMA KITS?

Value	Label	Cases	Percentage
Materials were not enough		16	0.3%
N/A		8	0.1%
NEVER GOT A CHANCE OF USING THEM		8	0.1%
NEVER GOT A CHANCE TO USE		8	0.1%
NEVER USED		8	0.1%
NEVER USED MAMA KIT		8	0.1%
NEVER USED ONE		8	0.1%
NEVER USED ONE.		8	0.1%
NEVER USED THE KIT		16	0.3%
NO		8	0.1%
NO CHALLENGE		216	4.0%
NO CHALLENGE FACED		16	0.3%
NO CHALLENGES		72	1.3%
NO CHALLENGES FACED		8	0.1%
NO COMMENT BECAUSE I HAVE NEVER USE IT		8	0.1%
NO COMMENTS		8	0.1%
NO EASY ACCESS TO THE MAMA KITS		8	0.1%
NO IDEA		16	0.3%
NO LONGER GIVEN OUT AT PUBLIC HEALTH CENTERS.		8	0.1%
NO PROBLEM		16	0.3%
NO SENSITIZATION		8	0.1%
NO SOAP IN THE KIT		8	0.1%
NO challenge faced		8	0.1%
NON		16	0.3%

File : WSEC4

ws4q31: 31. What challenges do you face in using MAMA KITS?

Value	Label	Cases	Percentage
NONE		1152	21.6%
NONE (SHE HAS NEVER USED ANY)		8	0.1%
NONE.		8	0.1%
NOT ALL ARE GIVEN MAMA KIT		8	0.1%
NOT ALL PEOPLE CAN ACCESS THEM		8	0.1%
NOT APPLICABLE		32	0.6%
NOT AVAILABLE		72	1.3%
NOT AVAILABLE AT FACILITY		8	0.1%
NOT AVAILABLE IN HOSPITALS		8	0.1%
NOT AVAILABLE IN MY AREA		8	0.1%
NOT AWARE		8	0.1%
NOT AWARE OF THEIR AVAILABILITY		8	0.1%
NOT AWARE OF THEM		16	0.3%
NOT EASILY AVAILABLE		88	1.6%
NOT EASILY FOUND		16	0.3%
NOT EASY TO GET		8	0.1%
NOT EASY TO GET		8	0.1%
NOT ENOUGH		16	0.3%
NOT ENOUGH ITEMS		8	0.1%
NOT EVERY ONE HAS ACCESS TO MAMA KIT		8	0.1%
NOT FACED ANY CHALLENGE YET		8	0.1%
NOT FREELY AVAILABLE		8	0.1%

File : WSEC4

ws4q31: 31. What challenges do you face in using MAMA KITS?

Value	Label	Cases	Percentage
NOT IN ALL HEALTH FACILITIES		8	0.1%
NOT PROPERLY DISTRIBUTED		8	0.1%
NOT SENSITIZED		8	0.1%
NOTHING		56	1.0%
Never had mama kit		8	0.1%
Never used		8	0.1%
No challenge faced		8	0.1%
No challenge		40	0.7%
No challenge faced		56	1.0%
No challenge that was faced		8	0.1%
No challenges		8	0.1%
No problem		16	0.3%
None		168	3.1%
Not applicable		16	0.3%
Not available		48	0.9%
Not available in govt hospitals		8	0.1%
Not enough		8	0.1%
Not enough things		8	0.1%
Not enough things in the kit		8	0.1%
Not given at hospitals but sold there		8	0.1%
Not given nowadays		8	0.1%
Not provided		8	0.1%
Not seen any challenges sofar		8	0.1%
Nothing		40	0.7%
PRE-PACKED MAMA KITS ARE VERY EXPENSIVE.		8	0.1%
PRICE IS HIGH		8	0.1%
PROVIDE MORE COMPONENTS		8	0.1%
PROVIDED SELECTIVELY		8	0.1%

File : WSEC4

ws4q31: 31. What challenges do you face in using MAMA KITS?

Value	Label	Cases	Percentage
RESPONDENT WAS IGNORANT ABOUT THE KIT.		8	0.1%
SANITARY TOWELS WERE VERY ITCHY		8	0.1%
SAW NO CHALLENGES		8	0.1%
SCARCELY AVAILABLE		8	0.1%
SCARCITY OF MAMA KITS IN SOME OF THE HEALTH UNITS		16	0.3%
SCARCITY OF MAMA KITS IN SOME OF THE HEALTH UNITS.		8	0.1%
SCARCITY OF MAMA KITS IN THE HOSPITAL		8	0.1%
SEEN NO CHALLENGES		8	0.1%
SHE DOES NOT HAVE ANY KNOWLEDGE OF MAMA KITS		8	0.1%
SHE HAD TO BUY SOME CONTENTS		8	0.1%
SHE HAS NEVER USED ANY		16	0.3%
SHE HAS NEVER USED IT		136	2.5%
SHE HAS NEVER USED THEM		16	0.3%
SO EXPENSIVE		8	0.1%
SOME ARE EXPENSIVE		8	0.1%
SOME ARE NOT OF GOOD QUALITY LIKE COTTON		8	0.1%

File : WSEC4

ws4q31: 31. What challenges do you face in using MAMA KITS?

Value	Label	Cases	Percentage
SOME COMPONENTS ARE NOT ENOUGH		8	0.1%
SOME CONTENTS ARE EXPENSIVE		8	0.1%
SOME CONTENTS WERE NOT AVAILABLE		8	0.1%
SOME CONTENTS ARE EXPENSIVE		16	0.3%
SOME CONTENTS ARE NOT OF GOOD QUALITY IN VILLAGES		8	0.1%
SOME CONTENTS WHERE NOT IN THE KIT		8	0.1%
SOME ITEMS ARE MISSING		8	0.1%
SOME ITEMS ARE NOT INCLUDED		8	0.1%
SOME ITEMS ARE OF BAD QUALITY		8	0.1%
SOME ITEMS WERE MISSING		8	0.1%
SOME ITEMS WERE MISSING, LIKE TOWEL		8	0.1%
SOME ITEMS WERE REMOVED LIKE THE TOWEL. BECAUSE OTHER KITS HAD THE TOWEL		8	0.1%
SOME OF THE CONTENTS ARE EXPENSIVE		8	0.1%
SOME OF THE ITEMS WERE REMOVED		8	0.1%

File : WSEC4

ws4q31: 31. What challenges do you face in using MAMA KITS?

Value	Label	Cases	Percentage
FROM THE MAMA KIT.			
SOMETHINGS WERE NOT THERE		8	0.1%
She doesn't know of any		8	0.1%
Some of the items where not there		8	0.1%
THE BEDSHEETS ARE VERY FEW		8	0.1%
THE CONTENTS IN THE MAMA KIT ARE NOT AFFORDABLE		8	0.1%
THE CONTENTS OF MAMA KITS ARE VERY SMALL SO MUCH MONEY IS USED TO BUY MORE		8	0.1%
THE CONTENTS WERE EXPENSIVE		8	0.1%
THE CONTENTS WERE NOT ENOUGH		8	0.1%
THE ITEMS WERE NOT ENOUGH.		8	0.1%
THE PACKED MAMA KITS ARE VERY EXPENSIVE		8	0.1%
THE PRICES WERE HIGH		8	0.1%
THE RESPONDENT WAS IGNORANT ABOUT MAMA KITS.		8	0.1%
THE SIZE OF CONTENTS IN MAMA KITS ARE VERY SMALL		8	0.1%
THE TUBE FOR THE		8	0.1%

File : WSEC4

ws4q31: 31. What challenges do you face in using MAMA KITS?

Value	Label	Cases	Percentage
AMBLICAL CORD WAS NOT EFFECTIVE			
THERE ARE EXPENSIVE		8	0.1%
THERE ARE NO BEDSHEETS		8	0.1%
THERE ARE NO CHALLENGES IN USING A MAMAKIT		8	0.1%
THEY ARE EXPENSIVE		72	1.3%
THEY ARE LESS		8	0.1%
THEY ARE NOT ENOUGH		16	0.3%
THEY ARE RARE TO FIND		8	0.1%
THEY ARE SCARCE IN HOSPITALS		8	0.1%
THEY ARE SOLD EXPENSIVELY BY HEALTH PERSONNELS		8	0.1%
THEY ARE VERY EXPENSIVE		48	0.9%
THEY ARE VERY EXPENSIVE TO US RURAL WOMEN		8	0.1%
THEY ARE VERY SMALL IN SIZE		8	0.1%
THEY WERE FEW, SOME PEOPLE DID NOT GET		8	0.1%
THEY WERE NOT ENOUGH		8	0.1%
THEY'RE SOLD EXPENSIVELY		8	0.1%
TOO EXPENSIVE		8	0.1%
They are never enough		8	0.1%

File : WSEC4

ws4q31: 31. What challenges do you face in using MAMA KITS?

Value	Label	Cases	Percentage
They are not enough		8	0.1%
They are sold expensively		8	0.1%
VERY EXPENSIVE		8	0.1%
VERY GOOD		8	0.1%
Very expensive to acquire all content		8	0.1%
Very few are provided for mothers		8	0.1%
at times they are not enough		8	0.1%
costly		8	0.1%
did use mama kit but it has no challenge		8	0.1%
didn't experience any issues		8	0.1%
didn't use mama kit		8	0.1%
didn't use mama kit so do not know any challenge		8	0.1%
does not know		8	0.1%
doesn't know because she's never heard of it		8	0.1%
don't know it's challenges		8	0.1%
dont know coz she has never used		8	0.1%
dont know what mama kit is		8	0.1%
expensive		8	0.1%
faced no challenges		8	0.1%
had few items		8	0.1%
had no challenges		8	0.1%
had no challenges since she didn't have any		8	0.1%
has never used any		8	0.1%
has no challenges		8	0.1%

File : WSEC4

ws4q31: 31. What challenges do you face in using MAMA KITS?

Value	Label	Cases	Percentage
has no problems		8	0.1%
have not used mama kit before		8	0.1%
have seen any challenges yet		8	0.1%
health workers change womens		8	0.1%
i dont know		8	0.1%
it does not have challanges		8	0.1%
it does not have other things like gloves		8	0.1%
it has no challanges		8	0.1%
it is being sold expensively		8	0.1%
it is expensive		16	0.3%
it is expensive to buy		8	0.1%
it is only in government health facilities yet it should benefit all women		8	0.1%
it's expensive		16	0.3%
n		8	0.1%
never got any		8	0.1%
never used any		8	0.1%
never used it		8	0.1%
no		40	0.7%
no CHALLENGE		8	0.1%
no accessible health facility		8	0.1%
no challages, though some things were missing like towel		8	0.1%
no challenge		64	1.2%
no challenges		144	2.7%
no challenges at all		16	0.3%
no challenges because she didn't use mama kit		8	0.1%
no idea		8	0.1%
no idea what it is		8	0.1%

File : WSEC4

ws4q31: 31. What challenges do you face in using MAMA KITS?

Value	Label	Cases	Percentage
no problem		8	0.1%
no problems		8	0.1%
none		264	4.9%
not applicable		8	0.1%
not available		8	0.1%
not challenges		8	0.1%
not every item for giving birth in it		8	0.1%
not experienced any		8	0.1%
not experienced any challenges		8	0.1%
not seen any		8	0.1%
not seen any challenges		8	0.1%
not supplied in private hospitals		8	0.1%
not sure		16	0.3%
not sure because not used		8	0.1%
nothing		16	0.3%
she got only cotton inside and it is expensive		8	0.1%
should be be affordable		8	0.1%
some items had been removed		8	0.1%
there are not there		8	0.1%
there would be no challenges		8	0.1%
they are expensive		8	0.1%
they are few in the health centers		8	0.1%
they use it		8	0.1%
very expensive		8	0.1%
when other items are missing		8	0.1%

Warning: these figures indicate the number of cases found in the data file. They cannot be interpreted as summary statistics of the population of interest.

ws4q32: 32. What are the possible solutions?

Information	[Type= discrete] [Format=character] [Missing=*]		
Statistics [NW/ W]	[Valid=5336 /-]		
Value	Label	Cases	Percentage
##N/A##		112	2.1%

File : WSEC4

ws4q32: 32. What are the possible solutions?

Value	Label	Cases	Percentage
A FOLLOW UP SHOULD BE DONE TO ENSURE THAT THEY ARE GIVEN OUT TO MOTHERS.		8	0.1%
A FOLLOW UP SHOULD BE DONE TO THAT THEY REACH THEIR INTENDED CONSUMERS.		8	0.1%
ADD CHILDREN'S CLOTHES AND EYE AND CODE TUBES		8	0.1%
ADD MORE COMPONENTS		8	0.1%
ADD MORE CONTENTS		8	0.1%
ADD MORE COTTON		8	0.1%
ADD POWDER		8	0.1%
ADD SCISSORS		8	0.1%
ADD SOAP		8	0.1%
ADD SOME ITEMS		8	0.1%
ADDING BEDSHEETS TO THE MAMAKIT		8	0.1%
AUTHORITIES SHOULD ENSURE THAT ALL CONTENTS ARE AVAILED IN THE KIT		8	0.1%
AVAILABILITY		8	0.1%
All people to be given maama kit		8	0.1%
All pregnant mothers should be given maama kit and taught how to use it		8	0.1%
All pregnant mothers to be availed with maama kit		8	0.1%
All pregnant mothers to be		8	0.1%

File : WSEC4

ws4q32: 32. What are the possible solutions?

Value	Label	Cases	Percentage
given ma'am a kit			
All pregnant mothers to be given maama kit		8	0.1%
All pregnant mothers to be given maama kit		40	0.7%
All pregnant women to be given Maama kit		8	0.1%
All pregnant women to be given maama kit		8	0.1%
Atleast reduce prices for those who can not get the distributed ones from health centres		8	0.1%
BEDSHEETS SHOULD BE INCLUDED IN THE KIT		8	0.1%
BEDSHEETS, KNICKERS AND MOSQUITO NETS SHOULD BE ADDED TO THE MAMAKIT		8	0.1%
BRING ENOUGH OF THEM SUCH THAT ALL IN NEED OF THEM GET		8	0.1%
CONTENTS SHOULD BE GIVEN TO TRADITIONAL BIRTH ATTEDANTS		8	0.1%
CONTENTS SHOULD BE PROVIDED FREE		8	0.1%
CONTENTS SHOULD BE AVAILED FREE OF CHARGE EVEN IN CLINICS		8	0.1%
CONTENTS SHOULD BE		8	0.1%

File : WSEC4

ws4q32: 32. What are the possible solutions?

Value	Label	Cases	Percentage
PROVIDED FREE			
CONTINUE WITH THE SUPPORT		8	0.1%
CONTROL MEASURES SHOULD SO AS WOMEN CAN GET THE KIT AT NO COST		8	0.1%
Contents should always be there		8	0.1%
Continue providing them		8	0.1%
DISTRIBUTE MAMA KITS THROUGH VHTS		8	0.1%
DISTRIBUTE THEM THROUGH THEIR VHTS.		8	0.1%
DISTRIBUTE THEM THROUGH VHTS		8	0.1%
DISTRIBUTION SHOULD BE EQUAL		8	0.1%
DON'T KNOW		16	0.3%
DON'T KNOW		48	0.9%
DONT KNOW MAMA KIT		8	0.1%
DONT KNOW PROBLEM WITH THEM		8	0.1%
DONT KNOW THE PROBLEMS OF THE MAMA KIT		8	0.1%
Don't know		8	0.1%
Don't know about it		8	0.1%
Don't know mama kit		8	0.1%
EDUCATE THE COMMUNITY ABOUT MAMA KITS.		8	0.1%
ENOUGH SUPLIES		8	0.1%

File : WSEC4

ws4q32: 32. What are the possible solutions?

Value	Label	Cases	Percentage
ENSURE PROPER DISTRIBUTION		8	0.1%
ENSURE PROPER PACKING		8	0.1%
ENSURE QUALITY CONTENTS ARE ON MARKET FOR THOSE WHO BUY THE CONTENTS		8	0.1%
EQUIP ALL HEALTH CENTRES WITH ENOUGH MAMA KITS		8	0.1%
EVERY EXPECTING MOTHER SHOULD BE GIVEN ONE		8	0.1%
EVERY ONE SHOULD BE CONSIDERED FOR A MAMA KIT		8	0.1%
EVERYONE SHOULD USE IT		24	0.4%
EVERYONE SHOULD USE THEM		8	0.1%
EVERYTHING SHOULD BE PUT		8	0.1%
EXPECTANT MOTHERS SHOULD BE PROVIDED WITH A FULL PACKAGE		8	0.1%
Educate people about it		8	0.1%
FREE PROVISION		8	0.1%
GIVE EVERY WOMAN FREELY		8	0.1%
GIVE FREE OF CHARGE		8	0.1%
GIVE IT OUT FOR FREE		8	0.1%

File : WSEC4

ws4q32: 32. What are the possible solutions?

Value	Label	Cases	Percentage
GIVE TO VHT TO DISTRIBUTE		8	0.1%
GOVERNMENT NEED TO PROVIDE MORE FOR FREE		8	0.1%
GOVERNMENT SHOULD ENSURE THAT PEOPLE DON'T BUY THE KIT		8	0.1%
GOVERNMENT SHOULD ENSURE PROPER DISTRIBUTION		24	0.4%
GOVERNMENT SHOULD ENSURE THAT CONTENTS ARE FREE		8	0.1%
GOVERNMENT SHOULD ENSURE THAT KITS ARE SEALED WELL		8	0.1%
GOVERNMENT SHOULD FOLLOW UP AND ENSURE THAT PEOPLE DON'T BUY THE ITEM		8	0.1%
GOVERNMENT SHOULD PROVIDE COMPLETE MAMA KITS		8	0.1%
GOVERNMENT SHOULD PROVIDE FOR ALL		8	0.1%
GOVERNMENT SHOULD PROVIDE MAMA KITS IN BULK TO THE HEALTH CENTRES		8	0.1%
GOVERNMENT SHOULD PROVIDE MAMA KITS THROUGH VHTS		8	0.1%
GOVERNMENT SHOULD		32	0.6%

File : WSEC4

ws4q32: 32. What are the possible solutions?

Value	Label	Cases	Percentage
PROVIDE MORE			
GOVERNMENT SHOULD PROVIDE MORE INFORMATION ABOUT MAMA KITS		8	0.1%
GOVERNMENT SHOULD PROVIDE MORE ITEMS		8	0.1%
GOVERNMENT SHOULD PROVIDE MORE MAMA KITS FOR FREE		8	0.1%
GOVERNMENT SHOULD PROVIDE TO ALSO VILLAGES		8	0.1%
GOVERNMENT SHOULD REDUCE THE COST OF MAMA KIT.		8	0.1%
GOVERNMENT SHOULD SUPPLY FREE		8	0.1%
GOVERNMENT SHOULD SUPPLY FREE TO ALL		8	0.1%
Good to be provided free		8	0.1%
Government should avail mama kit to all health facility		8	0.1%
Government should continue to provide mama kits to pregnant women		8	0.1%
Government should continue to provide mama kits		8	0.1%
Government should continue to provide mama kits to private facilities		8	0.1%
Government should continue		8	0.1%

File : WSEC4

ws4q32: 32. What are the possible solutions?

Value	Label	Cases	Percentage
to provide enough mama kits			
Government should continue to provide mama kits		8	0.1%
Government should continue to provide mama kits to health facilities		8	0.1%
Government should continue to provide mama kits to health facilities.		8	0.1%
Government should continue to provide mama kits to pregnant women		8	0.1%
Government should provide enough mama kits		24	0.4%
Government should provide enough mama kits to health facilities		8	0.1%
Government should provide mama kit to all pregnant mothers		8	0.1%
Government should provide the mama kit for free		8	0.1%
HAS NEVER USED IT		16	0.3%
HAS NEVER USED THE KIT		8	0.1%
HAS NO CHALLENGES		8	0.1%
HAVE NEVER USED IT		8	0.1%
HAVE NO SOLUTION TO NO PROBLEM		8	0.1%
I don't know		8	0.1%
I don't know mama kit		8	0.1%
IGNORANT OF SUCH KITS		8	0.1%

File : WSEC4

ws4q32: 32. What are the possible solutions?

Value	Label	Cases	Percentage
IMFORM MOTHER AND PROVIDE		8	0.1%
IMPROVE ON THE QUALITY		8	0.1%
IN APPLICABLE		8	0.1%
INCLUDE ALL ITEMS		8	0.1%
INCREASE ON THE SIZE OF THE CONTENTS		8	0.1%
INCREASE ON THE SIZE of the contents		8	0.1%
INCREASE SUPPLIES		8	0.1%
INCREASE THE CONTENTS OF MAMA KITS		8	0.1%
INCREASE THE ITEMS USED		8	0.1%
INCREASE THE QUANTITY OF COTTON		8	0.1%
IT SHOULD BE PROVIDED FOR FREE		16	0.3%
IT SHOULD BE PROVIDED FREE		16	0.3%
ITEMS INCLUDED SHOULD BE LABELED ON THE PACKAGING.		8	0.1%
ITS VERY EXPENSIVE		8	0.1%
Increase numbers of kits to be given to mothers		8	0.1%
Increase the number given to mothers		16	0.3%
Increase the number of mama kits provided in the health centers		8	0.1%

File : WSEC4

ws4q32: 32. What are the possible solutions?

Value	Label	Cases	Percentage
KEEP IT UP		8	0.1%
Let them follow the health workers on how use these kits		8	0.1%
MAKE IT MORE AFFORDABLE		8	0.1%
MAKE MOTHERS AWARE OF WHAT THEY ARE AND THE USAGE		8	0.1%
MAKE THEM ACCESSIBLE		8	0.1%
MAMA KIT SHOULD BE GIVEN TO VHT TO DISTRIBUTE TO THE PREGNANT WOMEN IN THE VILLAGE		8	0.1%
MAMA KIT SHOULD BE PROVIDED FREE TO PREGNANT WOMEN WHO GO TO DELIVER		8	0.1%
MAMA KIT SHOULD BE PROVIDED BY GOVERNMENT FOR FREE		8	0.1%
MAMA KITS ALWAYS BE AVAILABLE AT THE HEALTH CENTRE.		8	0.1%
MAMA KITS SHOULD BE PROVIDED FOR FREE.		8	0.1%
MAMA KITS SHOULD BE PROVIDED FREE BY GOVERNMENT		8	0.1%
MAMA KITS SHOULD BE PROVIDED FREE OF CHARGE AT HOSPITALS		8	0.1%

File : WSEC4

ws4q32: 32. What are the possible solutions?

Value	Label	Cases	Percentage
AND HEALTH UNITS.			
MAMA KITS TO BE GIVEN FREE OF CHARGE TO ALL PREGNANT WOMEN		8	0.1%
MAMA SHOULD BE AVAILABLE IN ALL HEALTH FACILITIES		8	0.1%
MINISTRY OF HEALTH SHOULD ENSURE THAT THE MOTHERS ARE PROVIDED TRANSPARENT		8	0.1%
MORE SUPPLY TO HEALTH FACILITIES		8	0.1%
Make it affordable and available		8	0.1%
Make it available in all government hospitals and health centers		8	0.1%
Mama kit should provided for free		8	0.1%
Mama kits should be given directly to the mothers		8	0.1%
Mama kits should be given to all pregnant women		8	0.1%
Mass distribution via other NGOs		8	0.1%
Mother's should use it		8	0.1%
N/A		8	0.1%
NEED MORE COMPONENTS		8	0.1%
NEVER USED THE KIT		16	0.3%
NEVER USED THEM		8	0.1%

File : WSEC4

ws4q32: 32. What are the possible solutions?

Value	Label	Cases	Percentage
NO CHALLENGE		16	0.3%
NO CHALLENGES		32	0.6%
NO COMMENT BECAUSE I HAVE NEVER USE IT		8	0.1%
NO COMMENTS		8	0.1%
NO IDEA		8	0.1%
NO PROBLEM		8	0.1%
NO SOLUTION		16	0.3%
NON		16	0.3%
NONE		864	16.2%
NONE.		24	0.4%
NOT APPLICABLE		104	1.9%
NOT APPLICABLE TO THE ABOVE RESPONSE		8	0.1%
NOTHING		16	0.3%
Non		16	0.3%
None		40	0.7%
Not Applicable		8	0.1%
Not applicable		8	0.1%
Nothing		8	0.1%
PACK BETTER SANITARY TOWEL		8	0.1%
PRICES SHOULD BE REDUCED		16	0.3%
PRICES SHOULD SUBSIDIZED		8	0.1%
PROVIDE AT HEALTH FACILITIES		16	0.3%
PROVIDE AT VILLAGE LEVELS		8	0.1%
PROVIDE AT VILLAGE LEVELS AT AFFORDABLE PRICE		8	0.1%
PROVIDE AT VILLAGE LEVELS AT		8	0.1%

File : WSEC4

ws4q32: 32. What are the possible solutions?

Value	Label	Cases	Percentage
AFFORDABLE PRICES			
PROVIDE AT VILLAGE LEVELS WITH LOCAL LEADERS		8	0.1%
PROVIDE AT VILLAGE WITH VHT		8	0.1%
PROVIDE ENOUGH AT HEALTH FACILITIES		16	0.3%
PROVIDE ENOUGH AT HEALTH FACILITIES TO BE DISTRIBUTED TO MOTHERS		8	0.1%
PROVIDE ENOUGH FOR ALL PREGNANT MOTHERS		24	0.4%
PROVIDE ENOUGH FREE		8	0.1%
PROVIDE ENOUGH IN THE VILLAGES		8	0.1%
PROVIDE FOR ALL		8	0.1%
PROVIDE FOR ALL MOTHERS		8	0.1%
PROVIDE FOR ALL PREGNANT MOTHERS		8	0.1%
PROVIDE FREE TO ALL PREGNANT WOMEN		8	0.1%
PROVIDE FREE FOR ALL MOTHERS		16	0.3%
PROVIDE FREE IN HOSPITAL		8	0.1%
PROVIDE FREE TO PREGNANT MOTHERS		8	0.1%
PROVIDE IN VILLAGES		8	0.1%

File : WSEC4

ws4q32: 32. What are the possible solutions?

Value	Label	Cases	Percentage
PROVIDE MAMA KITS AT THE COMMUNITY LEVEL.		8	0.1%
PROVIDE MORE		64	1.2%
PROVIDE MORE COMPONENTS		32	0.6%
PROVIDE MORE INFORMATION		8	0.1%
PROVIDE MORE INFORMATION HEALTH CENTERS		8	0.1%
PROVIDE MORE MAMA KITS		72	1.3%
PROVIDE MORE MAMA KITS COMPONENTS		8	0.1%
PROVIDE THEM FREE OF CHARGE		8	0.1%
PROVIDE THROUGH CHW		8	0.1%
PROVIDE TO MOTHERS DURING ANTENATAL		8	0.1%
PROVIDE WITH VHTS		8	0.1%
PROVIDE WITH VHTS TO DISTRIBUTE		8	0.1%
PROVIDE WITH VHTs		8	0.1%
PROVIDE WITH VILLAGE LEADERS		8	0.1%
PROVIDE WITHOUT CHARGE		8	0.1%
PROVIDED FREE TO EXPECTANT MOTHERS		8	0.1%

File : WSEC4

ws4q32: 32. What are the possible solutions?

Value	Label	Cases	Percentage
PROVISION SHOULD BE FOR ALL		8	0.1%
Provide them		16	0.3%
Provide them early		8	0.1%
Provide them free		88	1.6%
Provide them free to mothers		16	0.3%
Provide them with enough items		8	0.1%
QUESTION NOT APPLICABLE		8	0.1%
REDUCE PRICES ON MAMA KITS		8	0.1%
REDUCE THE PRICE		32	0.6%
RESPONDENT WAS IGNORANT ABOUT THE KIT.		8	0.1%
Reduced prices		8	0.1%
SEEN NO CHALLENGES		8	0.1%
SENSITIZATION		16	0.3%
SENSITIZATION AND PROVISION OF MOTHER KITS		8	0.1%
SENSITIZATION OF MOTHERS OF THE USE OF MAMA KIT		8	0.1%
SHE CAN'T SUGGEST ANY		16	0.3%
SHE CAN'T SUGGEST ANY POSSIBLE SOLUTION		8	0.1%
SHE CAN'T SUGGEST ANY POSSIBLE SOLUTIONS		80	1.5%
SHE CAN'T SUGGEST ANY POSSIBLE SOLUTIONS BECAUSE SHE HAS NEVER USED IT		8	0.1%

File : WSEC4

ws4q32: 32. What are the possible solutions?

Value	Label	Cases	Percentage
SHE CAN'T SUGGEST ANY POSSIBLE SOLUTIONS SINCE SHE HAS NEVER USED IT		8	0.1%
SHE HAS NEVER USED ANY		8	0.1%
SHE HAS NEVER USED IT		24	0.4%
SHOULD PROVIDE FREE OF CHARGE TO THE VILLAGE WOMEN		8	0.1%
SHOULD ALL WAYS STOCK ENOUGH		8	0.1%
SHOULD BE AVAILABLE TO ALL MOTHERS AT DELIVERY TIME		8	0.1%
SHOULD BE CHEAPER		8	0.1%
SHOULD BE FREE		8	0.1%
SHOULD BE GIVEN FOR FREE		8	0.1%
SHOULD BE GIVEN FREE OF CHARGE		8	0.1%
SHOULD BE MADE AVAILABLE TO ALL		8	0.1%
SHOULD BE PROVIDED FOR FREE		16	0.3%
SHOULD BE PROVIDED FOR FREE TO PREGNANT MOTHERS		8	0.1%
SHOULD BE PROVIDED FREE		152	2.8%
SHOULD BE PROVIDED FREE AND ALWAYS		8	0.1%

File : WSEC4

ws4q32: 32. What are the possible solutions?

Value	Label	Cases	Percentage
MADE AVAILABLE IN HEALTH CENTERS			
SHOULD BE PROVIDED FREE AT THE HEALTH FACILITY		8	0.1%
SHOULD BE PROVIDED FREE FOR ALL MOTHERS WHO COME TO DELIVER		8	0.1%
SHOULD BE PROVIDED FREE FOR PREGNANT WOMEN		8	0.1%
SHOULD BE PROVIDED FREE OF CHARGE		40	0.7%
SHOULD BE PROVIDED FREE OF CHARGE TO ALL EXPECTANT MOTHERS.		8	0.1%
SHOULD BE PROVIDED FREE OR AT A REDUCED COST		8	0.1%
SHOULD BE PROVIDED FREELY TO ALL WOMEN BECAUSE THEY GIVE SOME.		8	0.1%
SHOULD BE PROVIDED TO EVERY PREGNANT WOMAN		8	0.1%
SHOULD BE PROVIDED TO VHTS		8	0.1%
SHOULD ENSURE THAT ALL CONTENTS ARE GIVEN FREE		8	0.1%
SHOULD MAKE IT		8	0.1%

File : WSEC4

ws4q32: 32. What are the possible solutions?

Value	Label	Cases	Percentage
AVAILABLE FOR ALL MOTHERS			
SHOULD MAKE THEM ACCESSIBLE TO ALL		8	0.1%
SHOULD PROVIDE MORE		8	0.1%
SHOULD PROVIDE MORE MAMA KITS		8	0.1%
SOME CONTENTS SHOULD BE PROVIDED AT LOW PRICES		8	0.1%
STRICT FOLLOW UP MEASURES ON THE PROVISION OF THE CONTENTS		8	0.1%
STRICT SUPERVISION SHOULD BE DONE TO MAKE THE MEDICAL STAFF STOP REMOVING ITEMS ,AND STOP SELLING WHAT IS NOT SUPPOSED TO BE SOLD		8	0.1%
Saw no challenges		8	0.1%
Seems it's impossible for govt to provide		8	0.1%
She can't suggest any, since she has never used		8	0.1%
Should be availed to all pregnant women at delivery.		8	0.1%
THE GOVERNMENT SHOULD PUT THE MAMA KITS IN THE HOSPITALS SO THAT EVERY		8	0.1%

File : WSEC4

ws4q32: 32. What are the possible solutions?

Value	Label	Cases	Percentage
WOMAN CAN GET THEM			
THE ITEMS SHOULD BE INCREASED, ESPECIALLY BEDSHEETS		8	0.1%
THE PRICES OF THE CONTENTS IN THE MAMA KIT SHOULD BE REDUCED SO THAT EVERYONE CAN AFFORD IT		8	0.1%
THE RESPONDENT WAS IGNORANT ABOUT MAMA KITS.		8	0.1%
THEY NEED TO PUT IN MORE ITEMS		8	0.1%
THEY SHOULD ADD IN MORE ITEMS AND MADE AVAILABLE EVERYWHERE		8	0.1%
THEY SHOULD BE MADE AVAILABLE IN HEALTH CENTERS		8	0.1%
THEY SHOULD BE PROVIDED FOR FREE AND HAVE MORE ITEMS		8	0.1%
THEY SHOULD BE PROVIDED FREE OF CHARGE		8	0.1%
THEY SHOULD BE PROVIDED FREE OF CHARGE AND HAVE MORE ITEMS		8	0.1%
THEY SHOULD BE		8	0.1%

File : WSEC4

ws4q32: 32. What are the possible solutions?

Value	Label	Cases	Percentage
PROVIDED FREE OF CHARGE WITH MORE ITEMS			
THEY SHOULD BE PROVIDED FREE TO PREGNANT MOTHERS		8	0.1%
THEY SHOULD BE PROVIDED TO HOSPITALS IN PLENTY SO THAT EVERY PREGNANT WOMAN CAN GET THEM		8	0.1%
THEY SHOULD BE TAUGHT ABOUT THEM		8	0.1%
THEY SHOULD HAVE MORE ITEMS		8	0.1%
THEY SHOULD REDUCE ON THE CONTENTS		8	0.1%
TOP OFFICIALS SHOULD CHECK THE KITS BEFORE DISTRIBUTION		8	0.1%
Teaches us about it		8	0.1%
The content of maama kit should be kit		8	0.1%
The government should provide mama kits free of charge to all expectant mothers.		8	0.1%
They should increase the number given in the health centers		8	0.1%
They should provide more		8	0.1%

File : WSEC4

ws4q32: 32. What are the possible solutions?

Value	Label	Cases	Percentage
To add in more contents in the maama kit		8	0.1%
To add on more contents in the maama kit		8	0.1%
To include all the contents		8	0.1%
USE VHTS TO EDUCATE THE COMMUNITY ABOUT THE USE OF MAMA KITS.		8	0.1%
WE SHOULD BUY THEM		8	0.1%
all pregnant women should be provided with mama kit for free		8	0.1%
all pregnant women should have mama kit		8	0.1%
at least mama kit should be prepackaged		8	0.1%
avail them first		8	0.1%
can not give any		8	0.1%
continue supplying mothers with mama kits		8	0.1%
create availability		8	0.1%
did not use		8	0.1%
dk		16	0.3%
doesn't know		8	0.1%
don't		8	0.1%
don't know		16	0.3%
don't know any challenge		8	0.1%
dont know		8	0.1%
educate us about it		8	0.1%
free mama kit		8	0.1%
got no solution		8	0.1%
government should find giving out these kits them selves, because health		8	0.1%

File : WSEC4

ws4q32: 32. What are the possible solutions?

Value	Label	Cases	Percentage
facilities instead sell them			
government should increase supply		8	0.1%
government should put strict restrictions		8	0.1%
has no challenges		8	0.1%
increase distribution		16	0.3%
increase on distribution		8	0.1%
increase on the contents		8	0.1%
increase supply		24	0.4%
increase the supply		24	0.4%
increase the supply or distribution		8	0.1%
it has no challenges		8	0.1%
it should be continuous		8	0.1%
it should be pre packed complete		8	0.1%
mama kit has no challenges		8	0.1%
mama kit is very important		8	0.1%
mama kit should be provided by government for free		8	0.1%
mama kit should be provided for free		8	0.1%
must be pre-packed		8	0.1%
n		8	0.1%
need to give more		8	0.1%
never experienced any challenges		8	0.1%
no challenges		8	0.1%
no experience		8	0.1%
no idea		8	0.1%
no solution		24	0.4%
non		8	0.1%

File : WSEC4

ws4q32: 32. What are the possible solutions?

Value	Label	Cases	Percentage
none		216	4.0%
not Applicable		8	0.1%
not applicable		8	0.1%
nothing		24	0.4%
pls provide enough mama kit in all government health facilities		8	0.1%
pregnant women must be given the kit		8	0.1%
pregnant women should be taught how to use mama kit		8	0.1%
provide enough mama kit		8	0.1%
provide enough mama kit for all women		8	0.1%
provide enough mama kit in all government health facilities		32	0.6%
provide in all health facilities		8	0.1%
provide them		16	0.3%
reduced prices		8	0.1%
she be always available		8	0.1%
she be cheap		8	0.1%
should always be given		8	0.1%
should be affordable		8	0.1%
should be cheap		8	0.1%
should be for free		8	0.1%
should be given for free		8	0.1%
should be given for free		64	1.2%
should be given to most mothers		8	0.1%
should be made cheap		8	0.1%
should be provided		16	0.3%
should be provided free		16	0.3%

File : WSEC4

ws4q32: 32. What are the possible solutions?

Value	Label	Cases	Percentage
should have everything a pregnant woman needs for giving birth		8	0.1%
should include all things for giving birth		8	0.1%
should maintain constant supply		8	0.1%
should provide with more items in it		8	0.1%
should reduce prices for the kits		8	0.1%
strictly monitored so as we receive all items		8	0.1%
supply enough mama kit in all health facilities		8	0.1%
they should stop distribution of kits since they are to pay for the mama kits		8	0.1%
they should be free because she can't afford		8	0.1%
to be given at health centres		8	0.1%
to emphasize giving mothers all necessary items in the mama kits		8	0.1%
to emphasize on supply or distribution since sometimes inadequate		8	0.1%
to increase supply		8	0.1%
to increase the supply or distribution		8	0.1%
to supply always		8	0.1%
very important to have mama kit		8	0.1%
women should be provided with mama kit		8	0.1%

File : WSEC4

ws4q32: 32. What are the possible solutions?

Value	Label	Cases	Percentage
ÄÿHE HAS NEVER BEEN GIVEN ANY		8	0.1%

Warning: these figures indicate the number of cases found in the data file. They cannot be interpreted as summary statistics of the population of interest.

File : WSEC5				
# hhid: Unique 32-character long identifier of the interview				
Information		[Type= discrete] [Format=character] [Missing=*]		
Statistics [NW/ W]		[Valid=88990 /-] [Invalid=0 /-]		
# PID: Id in t0_hhroster				
Information		[Type= continuous] [Format=numeric] [Range= 1-22] [Missing=*]		
Statistics [NW/ W]		[Valid=88990 /-] [Invalid=0 /-] [Mean=4.106 /-] [StdDev=2.78 /-]		
# reason_id: Reason not able to get pregnant (roster)				
Information		[Type= discrete] [Format=numeric] [Range= 1-11] [Missing=*]		
Statistics [NW/ W]		[Valid=88990 /-] [Invalid=0 /-]		
Value	Label	Cases	Percentage	
1	no sex	8090	9.1%	
2	menopause	8090	9.1%	
3	never menstruated	8090	9.1%	
4	hysterectomy	8090	9.1%	
5	2 years trying	8090	9.1%	
6	postpartum	8090	9.1%	
7	breastfeed	8090	9.1%	
8	too old	8090	9.1%	
9	fatalistic	8090	9.1%	
10	other	8090	9.1%	
11	DK	8090	9.1%	
Warning: these figures indicate the number of cases found in the data file. They cannot be interpreted as summary statistics of the population of interest.				
# ws5q1a: 1a. How far long is your pregnancy – how many months?				
Information		[Type= discrete] [Format=numeric] [Range= 0-9] [Missing=*]		
Statistics [NW/ W]		[Valid=1947 /-] [Invalid=87043 /-] [Mean=5.22 /-] [StdDev=2.264 /-]		
Value	Label	Cases	Percentage	
0		22	1.1%	
1		44	2.3%	
2		209	10.7%	
3		242	12.4%	
4		231	11.9%	
5		297	15.3%	
6		286	14.7%	
7		220	11.3%	
8		253	13.0%	
9		143	7.3%	
Sysmiss		87043		
Warning: these figures indicate the number of cases found in the data file. They cannot be interpreted as summary statistics of the population of interest.				
# ws5q2: 2. Current pregnancy: did you want to get pregnant at that time?				
Information		[Type= discrete] [Format=numeric] [Range= 1-2] [Missing=*]		
Statistics [NW/ W]		[Valid=1947 /-] [Invalid=87043 /-]		

File : WSEC5

ws5q2: 2. Current pregnancy: did you want to get pregnant at that time?

Value	Label	Cases	Percentage
1	Yes	1353	69.5%
2	No	594	30.5%
Sysmiss		87043	

Warning: these figures indicate the number of cases found in the data file. They cannot be interpreted as summary statistics of the population of interest.

ws5q3: 3. Did you want to have a baby later on, or did you not want (any) more children

Information	[Type= discrete] [Format=numeric] [Range= 1-2] [Missing=*]
Statistics [NW/ W]	[Valid=594 /-] [Invalid=88396 /-]

Value	Label	Cases	Percentage
1	Later	385	64.8%
2	No more	209	35.2%
Sysmiss		88396	

Warning: these figures indicate the number of cases found in the data file. They cannot be interpreted as summary statistics of the population of interest.

ws5q3c: 3c. Were you given DRUGS for Intestinal worms like this one?

Information	[Type= discrete] [Format=numeric] [Range= 1-98] [Missing=*]
Statistics [NW/ W]	[Valid=1870 /-] [Invalid=87120 /-]

Value	Label	Cases	Percentage
1	Yes	704	37.6%
2	No	1144	61.2%
98	Dont Know	22	1.2%
Sysmiss		87120	

Warning: these figures indicate the number of cases found in the data file. They cannot be interpreted as summary statistics of the population of interest.

ws5q3d: 3d. Were you given DRUGS for Intermitent Preventive Treetment for malaria during

Information	[Type= discrete] [Format=numeric] [Range= 1-98] [Missing=*]
Statistics [NW/ W]	[Valid=1870 /-] [Invalid=87120 /-]

Value	Label	Cases	Percentage
1	Yes	968	51.8%
2	No	891	47.6%
98	Dont Know	11	0.6%
Sysmiss		87120	

Warning: these figures indicate the number of cases found in the data file. They cannot be interpreted as summary statistics of the population of interest.

ws5q3d_1: 3d_1. Did you take SP Fansidar to keep from getting Malaria during pregnancy li

Information	[Type= discrete] [Format=numeric] [Range= 1-98] [Missing=*]
Statistics [NW/ W]	[Valid=1870 /-] [Invalid=87120 /-]

Value	Label	Cases	Percentage
1	Yes	1001	53.5%
2	No	869	46.5%
98	Donâ€™t know	0	
Sysmiss		87120	

Warning: these figures indicate the number of cases found in the data file. They cannot be interpreted as summary statistics of the population of interest.

File : WSEC5

ws5q3e: 3e_1. # times SP Fansidar taken to prevent Malaria during pregnancy like this on

Information	[Type= discrete] [Format=numeric] [Range= 0-5] [Missing=*]
Statistics [NW/ W]	[Valid=1001 /-] [Invalid=87989 /-] [Mean=1.989 /-] [StdDev=0.944 /-]

Value	Label	Cases	Percentage
0		11	1.1%
1		319	31.9%
2		429	42.9%
3		165	16.5%
4		66	6.6%
5		11	1.1%
Sysmiss		87989	

Warning: these figures indicate the number of cases found in the data file. They cannot be interpreted as summary statistics of the population of interest.

ws5q4: 4.AFTER THE CHILD YOU ARE NOW EXPECTING, WOULD YOU LIKE TO HAVE ANOTHER CHILD, O

Information	[Type= discrete] [Format=numeric] [Range= 1-8] [Missing=*]
Statistics [NW/ W]	[Valid=1947 /-] [Invalid=87043 /-]

Value	Label	Cases	Percentage
1	Have another child	1133	58.2%
2	No more/None	561	28.8%
8	Undecided/ DK	253	13.0%
Sysmiss		87043	

Warning: these figures indicate the number of cases found in the data file. They cannot be interpreted as summary statistics of the population of interest.

ws5q6: 6.WOULD YOU LIKE TO HAVE (A/ANOTHER) CHILD, OR WOULD YOU PREFER NOT TO HAVE ANY

Information	[Type= discrete] [Format=numeric] [Range= 1-8] [Missing=*]
Statistics [NW/ W]	[Valid=23606 /-] [Invalid=65384 /-]

Value	Label	Cases	Percentage
1	Have (a/another) child	11792	50.0%
2	No more / None	7898	33.5%
3	Says she cannot get pregnant	913	3.9%
8	Undecided / DK	3003	12.7%
Sysmiss		65384	

Warning: these figures indicate the number of cases found in the data file. They cannot be interpreted as summary statistics of the population of interest.

ws5q7c: 7. How long would you like to wait before the birth of a/another child?

Information	[Type= discrete] [Format=numeric] [Range= 991-998] [Missing=*]
Statistics [NW/ W]	[Valid=12925 /-] [Invalid=76065 /-]

Value	Label	Cases	Percentage
991	After some Months	330	2.6%
992	After some Years	8932	69.1%
993	Does not want to wait (soon/now)	990	7.7%
994	Says she cannot get pregnant	44	0.3%
995	After marriage	1958	15.1%
996	Other	176	1.4%

File : WSEC5











ws5q7c: 7. How long would you like to wait before the birth of a/another child?

Value	Label	Cases	Percentage
998	DK	495	 3.8%
Sysmiss		76065	

Warning: these figures indicate the number of cases found in the data file. They cannot be interpreted as summary statistics of the population of interest.

ws5q7a: 7a. Number of months to wait before a/another child

Information	[Type= discrete] [Format=numeric] [Range= 0-12] [Missing=*]
Statistics [NW/ W]	[Valid=330 /-] [Invalid=88660 /-] [Mean=3.833 /-] [StdDev=2.676 /-]

Value	Label	Cases	Percentage
0		33	 10.0%
1		22	 6.7%
2		55	 16.7%
3		66	 20.0%
4		22	 6.7%
5		66	 20.0%
6		33	 10.0%
8		11	 3.3%
9		11	 3.3%
12		11	 3.3%
Sysmiss		88660	




Warning: these figures indicate the number of cases found in the data file. They cannot be interpreted as summary statistics of the population of interest.

ws5q7b: 7b. Number of months to wait before a/another child

Information	[Type= continuous] [Format=numeric] [Range= 1-25] [Missing=*]
Statistics [NW/ W]	[Valid=8932 /-] [Invalid=80058 /-] [Mean=3.893 /-] [StdDev=2.569 /-]

ws5q10: 10. DO YOU THINK YOU ARE PHYSICALLY ABLE TO GET PREGNANT AT THIS TIME?



Information	[Type= discrete] [Format=numeric] [Range= 1-8] [Missing=*]
Statistics [NW/ W]	[Valid=16269 /-] [Invalid=72721 /-]

Value	Label	Cases	Percentage
1	Yes	10802	 66.4%
2	No	3498	 21.5%
8	DK	1969	 12.1%
Sysmiss		72721	

Warning: these figures indicate the number of cases found in the data file. They cannot be interpreted as summary statistics of the population of interest.

ws5q11: Was [reason id] the reason for not getting pregnant?

Information	[Type= discrete] [Format=numeric] [Range= 1-2] [Missing=*]
Statistics [NW/ W]	[Valid=3520 /-] [Invalid=85470 /-]

Value	Label	Cases	Percentage
1	Yes	336	 9.5%
2	No	3184	 90.5%
Sysmiss		85470	








Warning: these figures indicate the number of cases found in the data file. They cannot be interpreted as summary statistics of the population of interest.

File : WSEC5

ws5q13: 13. WHEN DID YOUR LAST MENSTRUAL PERIOD START? Record the answer using the same

Information [Type= discrete] [Format=numeric] [Range= 1-996] [Missing=*]

Statistics [NW/ W] [Valid=25949 /-] [Invalid=63041 /-]

Value	Label	Cases	Percentage
1	Days ago	5962	 23.0%
2	Weeks ago	9515	 36.7%
3	Months ago	5500	 21.2%
4	Years ago	1474	 5.7%
994	In menopause / Has had hysterectomy	671	 2.6%
995	Before last birth	2464	 9.5%
996	Never menstruated	363	 1.4%
Sysmiss		63041	

Warning: these figures indicate the number of cases found in the data file. They cannot be interpreted as summary statistics of the population of interest.

File : WSEC6

PID: Id in t0_hhroster

Information

[Type= continuous] [Format=numeric] [Range= 1-22] [Missing=*]

Statistics [NW/ W]

[Valid=8090 /-] [Invalid=0 /-] [Mean=4.106 /-] [StdDev=2.781 /-]

hhid: Unique 32-character long identifier of the interview

Information

[Type= discrete] [Format=character] [Missing=*]

Statistics [NW/ W]

[Valid=8090 /-] [Invalid=0 /-]

ws6q01: 1. HAVE YOU EVER SMOKED CIGARETTES?

Information

[Type= discrete] [Format=numeric] [Range= 1-98] [Missing=*]

Statistics [NW/ W]

[Valid=2361 /-] [Invalid=5729 /-]

Value	Label	Cases	Percentage
1	Yes	19	0.8%
2	No	2328	98.6%
98	Don't know	14	0.6%
Sysmiss		5729	

Warning: these figures indicate the number of cases found in the data file. They cannot be interpreted as summary statistics of the population of interest.

ws6q02: 2. During the last 30 days, on average how many cigarettes did you smoke in a da

Information

[Type= continuous] [Format=numeric] [Range= 0-96] [Missing=*]

Statistics [NW/ W]

[Valid=19 /-] [Invalid=8071 /-] [Mean=19 /-] [StdDev=35.79 /-]

File : WSEC7

hhid: Unique 32-character long identifier of the interview

Information	[Type= discrete] [Format=character] [Missing=*]
Statistics [NW/ W]	[Valid=234610 /-] [Invalid=0 /-]

PID: Id in t0_hhroster

Information	[Type= continuous] [Format=numeric] [Range= 1-22] [Missing=*]
Statistics [NW/ W]	[Valid=234610 /-] [Invalid=0 /-] [Mean=4.106 /-] [StdDev=2.78 /-]

food_id: type of food (roster)

Information	[Type= discrete] [Format=numeric] [Range= 2-242] [Missing=*]
Statistics [NW/ W]	[Valid=234610 /-] [Invalid=0 /-]

Value	Label	Cases	Percentage	
2	grain	8090		3.4%
3	tubers	8090		3.4%
4	beans	8090		3.4%
5	nuts	8090		3.4%
6	milk	8090		3.4%
7	egg	8090		3.4%
8	organ meat	8090		3.4%
9	other meat	8090		3.4%
10		8090		3.4%
11	fish	8090		3.4%
13	other vegetables	8090		3.4%
14	vitamin fruits	8090		3.4%
15	other fruits	8090		3.4%
16	sweets	8090		3.4%
17	homemade drinks	8090		3.4%
18	purchased drinks	8090		3.4%
19	tea	8090		3.4%
21	coffee	8090		3.4%
25	snails	8090		3.4%
26	other	8090		3.4%
27	dirt	8090		3.4%
28	chips	8090		3.4%
29	condiment	8090		3.4%
30		8090		3.4%
121	vitamin a veg	8090		3.4%
122	orange sweet potato	8090		3.4%
211	other unsweetened drinks	8090		3.4%
241	cooking fat	8090		3.4%
242	cooking oil	8090		3.4%

Warning: these figures indicate the number of cases found in the data file. They cannot be interpreted as summary statistics of the population of interest.

ws7q01a: 1a. How long since you last ate or drank anything other than water? MINUTES

Information	[Type= continuous] [Format=numeric] [Range= 0-59] [Missing=*]
Statistics [NW/ W]	[Valid=68237 /-] [Invalid=166373 /-] [Mean=15.682 /-] [StdDev=16.277 /-]

File : WSEC7

ws7q01b: 1b. How long since you last ate or drank anything other than water? HOURS

Information	[Type= continuous] [Format=numeric] [Range= 0-60] [Missing=*]
-------------	---

Statistics [NW/ W]	[Valid=68237 /-] [Invalid=166373 /-] [Mean=4.495 /-] [StdDev=5.831 /-]
--------------------	--

ws5q002: Did you eat [food id] yesterday?

Information	[Type= discrete] [Format=numeric] [Range= 1-2] [Missing=*]
-------------	--

Statistics [NW/ W]	[Valid=68237 /-] [Invalid=166373 /-]
--------------------	--------------------------------------

Value	Label	Cases	Percentage
1	Yes	10813	15.8%
2	No	57424	84.2%
Sysmiss		166373	

Warning: these figures indicate the number of cases found in the data file. They cannot be interpreted as summary statistics of the population of interest.

ws1aq7: 7. RESPONSE CODE (for each woman questionnaire):

Information	[Type= discrete] [Format=numeric] [Range= 1-3] [Missing=*]
-------------	--

Statistics [NW/ W]	[Valid=99644 /-] [Invalid=134966 /-]
--------------------	--------------------------------------

Value	Label	Cases	Percentage
1	Completed	68034	68.3%
2	Partially done	1392	1.4%
3	Not done	30218	30.3%
Sysmiss		134966	

Warning: these figures indicate the number of cases found in the data file. They cannot be interpreted as summary statistics of the population of interest.

ws1aq8: 8. IF THE WOMAN called (%rostertitle%) IS NOT ABLE TO PARTICIPATE IN THE SURVEY,

Information	[Type= discrete] [Format=numeric] [Range= 1-96] [Missing=*]
-------------	---

Statistics [NW/ W]	[Valid=30218 /-] [Invalid=204392 /-]
--------------------	--------------------------------------

Value	Label	Cases	Percentage
1	Refused to take part	754	2.5%
2	Not available for interview	29232	96.7%
96	Other, Specify	232	0.8%
Sysmiss		204392	

Warning: these figures indicate the number of cases found in the data file. They cannot be interpreted as summary statistics of the population of interest.

File : WSEC8			
# hhid: Unique 32-character long identifier of the interview			
Information		[Type= discrete] [Format=character] [Missing=*]	
Statistics [NW/ W]		[Valid=8090 /-] [Invalid=0 /-]	
# PID: Id in t0_hhroster			
Information		[Type= continuous] [Format=numeric] [Range= 1-22] [Missing=*]	
Statistics [NW/ W]		[Valid=8090 /-] [Invalid=0 /-] [Mean=4.106 /-] [StdDev=2.781 /-]	
# i005: Code for Lab Technician			
Information		[Type= continuous] [Format=numeric] [Range= 0-85] [Missing=*]	
Statistics [NW/ W]		[Valid=2354 /-] [Invalid=5736 /-] [Mean=4.854 /-] [StdDev=2.908 /-]	
# i006: Consent obtained			
Information		[Type= discrete] [Format=numeric] [Range= 1-2] [Missing=*]	
Statistics [NW/ W]		[Valid=2355 /-] [Invalid=5735 /-]	
Value	Label	Cases	Percentage
1	YES	2167	<div><div></div></div> 92.0%
2	NO	188	<div><div></div></div> 8.0%
Sysmiss		5735	
Warning: these figures indicate the number of cases found in the data file. They cannot be interpreted as summary statistics of the population of interest.			
# i011a: Date Sample taken - Day			
Information		[Type= continuous] [Format=numeric] [Range= 1-31] [Missing=*]	
Statistics [NW/ W]		[Valid=2164 /-] [Invalid=5926 /-] [Mean=15.462 /-] [StdDev=7.255 /-]	
# i011b: Date Sample taken - Month			
Information		[Type= discrete] [Format=numeric] [Range= 1-12] [Missing=*]	
Statistics [NW/ W]		[Valid=2165 /-] [Invalid=5925 /-]	
Value	Label	Cases	Percentage
1	January	362	<div><div></div></div> 16.7%
2	February	262	<div><div></div></div> 12.1%
3	March	14	<div><div></div></div> 0.6%
4	April	177	<div><div></div></div> 8.2%
5	May	304	<div><div></div></div> 14.0%
6	June	91	<div><div></div></div> 4.2%
7	July	97	<div><div></div></div> 4.5%
8	August	197	<div><div></div></div> 9.1%
9	September	227	<div><div></div></div> 10.5%
10	October	16	<div><div></div></div> 0.7%
11	November	153	<div><div></div></div> 7.1%
12	December	265	<div><div></div></div> 12.2%
Sysmiss		5925	
Warning: these figures indicate the number of cases found in the data file. They cannot be interpreted as summary statistics of the population of interest.			
# i011c: Date Sample taken - Year			
Information		[Type= continuous] [Format=numeric] [Range= 2-20186] [Missing=*]	
Statistics [NW/ W]		[Valid=2165 /-] [Invalid=5925 /-] [Mean=2018.854 /-] [StdDev=413.458 /-]	

File : WSEC8

i012: Serial Number for Hemocue


























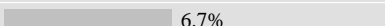

Information [Type= discrete] [Format=character] [Missing=*]

Statistics [NW/ W] [Valid=2167 /-] [Invalid=0 /-]

Value	Label	Cases	Percentage
##N/A##		3	0.1%
005		32	1.5%
03		184	8.5%
04		75	3.5%
05		50	2.3%
08		1	0.0%
12.4		1	0.0%
12.5		1	0.0%
13		1	0.0%
13.2		2	0.1%
13.6		1	0.0%
14.5		1	0.0%
1423013247		23	1.1%
1423821232		12	0.6%
15.0		1	0.0%
16.7		1	0.0%
1713821231		1	0.0%
172138234		1	0.0%
1722381237		1	0.0%
1723032131		1	0.0%
172321240		1	0.0%
17232821232		1	0.0%
1723801240		1	0.0%
172381231		2	0.1%
172381232		3	0.1%
172381234		1	0.0%
172381237		1	0.0%
172381242		1	0.0%
172382121		1	0.0%
172382121240		1	0.0%
17238212131		1	0.0%
17238212238		1	0.0%
17238212240		1	0.0%
172382123		2	0.1%
1723821231		211	9.7%
1723821232		212	9.8%
17238212338		1	0.0%
1723821234		212	9.8%
172382123456		2	0.1%
1723821237		183	8.4%
1723821238		197	9.1%



File : WSEC8

i012: Serial Number for Hemocue

Value	Label	Cases	Percentage
1723821240		335	 15.5%
172382124p		1	 0.0%
172382131		1	 0.0%
172382132		1	 0.0%
1723821321		1	 0.0%
172382134		2	 0.1%
1723821340		1	 0.0%
17238221231		2	 0.1%
17238240		3	 0.1%
1723831234		1	 0.0%
17238321231		1	 0.0%
1723841240		1	 0.0%
1723i21231		1	 0.0%
1724821240		5	 0.2%
172821231		1	 0.0%
173821232		1	 0.0%
1743821240		1	 0.0%
1782231234		3	 0.1%
17823821240		1	 0.0%
17w3821240		1	 0.0%
1u23821240		1	 0.0%
2723821232		1	 0.0%
3		73	 3.4%
4		148	 6.8%
5		146	 6.7%
6		4	 0.2%
8		1	 0.0%

Warning: these figures indicate the number of cases found in the data file. They cannot be interpreted as summary statistics of the population of interest.

i013: Able to measure Hb level

Information	[Type= discrete] [Format=numeric] [Range= 1-2] [Missing=*]		
Statistics [NW/ W]	[Valid=2166 /-] [Invalid=5924 /-]		
Value	Label	Cases	Percentage
1	YES	2144	 99.0%
2	NO	22	 1.0%
Sysmiss		5924	

Warning: these figures indicate the number of cases found in the data file. They cannot be interpreted as summary statistics of the population of interest.

i014: Value for hemoglobin

Information	[Type= continuous] [Format=numeric] [Range= 4.1-19.3] [Missing=*]		
Statistics [NW/ W]	[Valid=2143 /-] [Invalid=5947 /-] [Mean=12.956 /-] [StdDev=1.46 /-]		

i015: The hemoglobin value for non-pregnant woman is <7.0 g/dL The hemoglobin valu

Information	[Type= discrete] [Format=numeric] [Range= 1-3] [Missing=*]		
Statistics [NW/ W]	[Valid=2166 /-] [Invalid=5924 /-]		

File : WSEC8

i015: The hemoglobin value for non-pregnant woman is <7.0 g/dL The hemoglobin valu

Value	Label	Cases	Percentage
1	YES, REFERRAL GIVEN FOR ANEMIA	25	1.2%
2	NO	2133	98.5%
3	NOT APPLICABLE (TEST NOT COMPLETED)	8	0.4%
Sysmiss		5924	

Warning: these figures indicate the number of cases found in the data file. They cannot be interpreted as summary statistics of the population of interest.

i016: Malaria Test Result

Information	[Type= discrete] [Format=numeric] [Range= 1-97] [Missing=*]
Statistics [NW/ W]	[Valid=2166 /-] [Invalid=5924 /-]

Value	Label	Cases	Percentage
1	POSITIVE	242	11.2%
2	NEGATIVE	1915	88.4%
3	INVALID	7	0.3%
97	NOT APPLICABLE (TEST NOT COMPLETED)	2	0.1%
Sysmiss		5924	

Warning: these figures indicate the number of cases found in the data file. They cannot be interpreted as summary statistics of the population of interest.

i017: Referral for Malaria

Information	[Type= discrete] [Format=numeric] [Range= 1-97] [Missing=*]
Statistics [NW/ W]	[Valid=242 /-] [Invalid=7848 /-]

Value	Label	Cases	Percentage
1	YES, REFERRAL GIVEN FOR MALARIA	231	95.5%
2	NO	10	4.1%
3	INVALID	0	
97	NOT APPLICABLE (TEST NOT COMPLETED)	1	0.4%
Sysmiss		7848	

Warning: these figures indicate the number of cases found in the data file. They cannot be interpreted as summary statistics of the population of interest.

File : pov2019_20

hhid: Household unique identifier

Information [Type= discrete] [Format=character] [Missing=*]

Statistics [NW/ W] [Valid=3099 /-] [Invalid=0 /-]

region: Region of Residence in 2019/20

Information [Type= discrete] [Format=numeric] [Range= 1-4] [Missing=*]

Statistics [NW/ W] [Valid=3099 /-] [Invalid=0 /-]

Value	Label	Cases	Percentage
1	Central	787	25.4%
2	Eastern	711	22.9%
3	Northern	871	28.1%
4	Western	730	23.6%

Warning: these figures indicate the number of cases found in the data file. They cannot be interpreted as summary statistics of the population of interest.

regurb: RegionxRural/Urban

Information [Type= discrete] [Format=numeric] [Range= 10-41] [Missing=*]

Statistics [NW/ W] [Valid=3099 /-] [Invalid=0 /-]

Value	Label	Cases	Percentage
10	Central rural	438	14.1%
11	Central urban	349	11.3%
20	East rural	624	20.1%
21	East urban	87	2.8%
30	North rural	719	23.2%
31	North urban	152	4.9%
40	West rural	568	18.3%
41	West urban	162	5.2%

Warning: these figures indicate the number of cases found in the data file. They cannot be interpreted as summary statistics of the population of interest.

subreg: 15 Sub region in 2019/20

Information [Type= discrete] [Format=numeric] [Range= 1-295] [Missing=*]

Statistics [NW/ W] [Valid=3099 /-] [Invalid=0 /-]

Value	Label	Cases	Percentage
1	KAMPALA	129	4.2%
2	Buganda South	245	7.9%
3	Buganda North	312	10.1%
4	Busoga	294	9.5%
5	Bukedi	95	3.1%
6	Elgon	158	5.1%
7	Teso	163	5.3%
8	Karamoja	167	5.4%
9	Lango	324	10.5%
10	Acholi	95	3.1%
11	West Nile	285	9.2%
12	Bunyoro	124	4.0%
13	Toro	167	5.4%
14	Ankole	328	10.6%

File : pov2019_20

subreg: 15 Sub region in 2019/20

Value	Label	Cases	Percentage
15	Kigezi	212	6.8%
295		1	0.0%

Warning: these figures indicate the number of cases found in the data file. They cannot be interpreted as summary statistics of the population of interest.

district: District Code

Information	[Type= continuous] [Format=numeric] [Range= 101-432] [Missing=*]
Statistics [NW/ W]	[Valid=3099 /-] [Invalid=0 /-]

urban: Rural/Urban

Information	[Type= discrete] [Format=numeric] [Range= 0-1] [Missing=*]
Statistics [NW/ W]	[Valid=3099 /-] [Invalid=0 /-]

Value	Label	Cases	Percentage
0	rural	2349	75.8%
1	Urban	750	24.2%

Warning: these figures indicate the number of cases found in the data file. They cannot be interpreted as summary statistics of the population of interest.

equiv: Adult Equivalence Scale Based on Variable hsize

Information	[Type= continuous] [Format=numeric] [Range= 0.773800015449524-16.016900062561] [Missing=*]
Statistics [NW/ W]	[Valid=3074 /-] [Invalid=25 /-]

hsize: Count of Usual Members Present/Absent

Information	[Type= discrete] [Format=numeric] [Range= 1-19] [Missing=*]
Statistics [NW/ W]	[Valid=3074 /-] [Invalid=25 /-]

Value	Label	Cases	Percentage
1		306	10.0%
2		310	10.1%
3		404	13.1%
4		495	16.1%
5		469	15.3%
6		388	12.6%
7		278	9.0%
8		176	5.7%
9		98	3.2%
10		74	2.4%
11		35	1.1%
12		18	0.6%
13		10	0.3%
14		7	0.2%
15		2	0.1%
16		2	0.1%
18		1	0.0%
19		1	0.0%
Sysmiss		25	

Warning: these figures indicate the number of cases found in the data file. They cannot be interpreted as summary statistics of the population of interest.

File : pov2019_20

nrrexp30: Monthly household expenditures in nominal prices

Information [Type= continuous] [Format=numeric] [Range= 0-9913825] [Missing=*]

Statistics [NW/ W] [Valid=3074 /-] [Invalid=25 /-]

cpexp30: Monthly household expenditures in 2009/10 constant prices

Information [Type= continuous] [Format=numeric] [Range= 0-5747304.5] [Missing=*]

Statistics [NW/ W] [Valid=3074 /-] [Invalid=25 /-]

welfare: Welfare based on usual members present

Information [Type= continuous] [Format=numeric] [Range= 0-1942664.75] [Missing=*]

Statistics [NW/ W] [Valid=3074 /-] [Invalid=25 /-]

hpline: Food poverty line in 2009/10 constant prices

Information [Type= continuous] [Format=numeric] [Range= 30611.45703125-30611.45703125] [Missing=*]

Statistics [NW/ W] [Valid=3074 /-] [Invalid=25 /-]

spline: Poverty line in 2009/10 constant prices

Information [Type= continuous] [Format=numeric] [Range= 40558.76171875-46233.65234375] [Missing=*]

Statistics [NW/ W] [Valid=3074 /-] [Invalid=25 /-]

poor_2020: 2018/19 Absolute Poverty status

Information [Type= discrete] [Format=numeric] [Range= 0-1] [Missing=*]

Statistics [NW/ W] [Valid=3074 /-] [Invalid=25 /-]

Value	Label	Cases	Percentage
0	Non-poor	2635	85.7%
1	Poor	439	14.3%
Sysmiss		25	

Warning: these figures indicate the number of cases found in the data file. They cannot be interpreted as summary statistics of the population of interest.

quints: Quintiles based on the national population

Information [Type= discrete] [Format=numeric] [Range= 1-5] [Missing=*]

Statistics [NW/ W] [Valid=3074 /-] [Invalid=25 /-]

Value	Label	Cases	Percentage
1	Quintile 1	583	19.0%
2	Quintile 2	591	19.2%
3	Quintile 3	639	20.8%
4	Quintile 4	676	22.0%
5	Quintile 5	585	19.0%
Sysmiss		25	

Warning: these figures indicate the number of cases found in the data file. They cannot be interpreted as summary statistics of the population of interest.