

FY 2020 Equatorial Guinea Country Opinion Survey Report

THE WORLD BANK GROUP

Public Opinion Research Group




May 2021



Acknowledgements

The Equatorial Guinea Country Opinion Survey is part of the Country Opinion Survey Program series of the World Bank Group. This report was prepared by the Public Opinion Research Group (PORG), led by Sharon Felzer (Senior Communications Officer, Head of PORG). Svetlana Markova, Jessica Cameron, and Yulia Danilina oversaw design, reporting, and analysis. Dania Mendoza, Noreen Wambui, and Irina Popova provided data support. PORG acknowledges the significant contribution from the Equatorial Guinea country team and the independent fielding agency BEBOTRA S.L. In particular, PORG is grateful for the support from Odilia Renata Hebga (External Affairs Officer) and Cleto Ndong Asumu Okomo (Team Assistant) who coordinated the survey related activities from Yaoundé, Cameroon and Malabo, Equatorial Guinea.



Country Opinion Surveys
THE WORLD BANK GROUP



Table of Contents

I. Objectives	3
II. Methodology.....	3
III. Demographics of the Sample.....	4
IV. Overall Context	8
V. Overall Attitudes Toward the World Bank Group	15
VI. World Bank Group's Support in Development Areas.....	20
VII. World Bank Group's Engagement on the Ground.....	22
VIII. World Bank Group's Knowledge and Instruments	24
IX. The Future Role of the WBG in Equatorial Guinea.....	27
X. Communication and Outreach	30
XI. Appendices.....	34

EQUATORIAL GUINEEA





I. Objectives

This survey was designed to assist the World Bank Group (WBG) in gaining a better understanding of how stakeholders in Equatorial Guinea perceive the WBG. The survey explored:

- *Overall Context*
- *Overall Attitudes toward the World Bank Group*
- *World Bank Group's Work and Engagement on the Ground*
- *World Bank Group's Support in Development Areas*
- *World Bank Group's Knowledge Work and Activities*
- *The Future Role of the World Bank Group in Equatorial Guinea*
- *Communication and Information Sharing*
- *Background Information*

II. Methodology

From February to July 2020, 450 stakeholders of the WBG in Equatorial Guinea were invited to provide their opinions on the WBG's work in the country by participating in a Country Opinion Survey. Participants were drawn from the Office of the President, Prime Minister; office of a minister; office of a parliamentarian; ministries/ministerial departments/implementation agencies; Project Management Units (PMUs) overseeing implementation of WBG projects; consultants/contractors working on WBG-supported projects/programs; local governments; independent government institutions; the judicial system; state-owned enterprises; bilateral and multilateral agencies; private sector organizations; the financial sector/private banks; private foundations; NGOs and community based organizations; trade unions; faith-based groups; youth groups; academia/research institutes/think tanks; the media; and other organizations.

A total of 165 stakeholders participated in the survey (37% response rate). Respondents received the questionnaire via mail or courier and returned it accordingly, or they filled out the questionnaire via the online survey platform.

Every country that engages in the Country Opinion Survey (COS) must include specific indicator questions that will be aggregated for the World Bank Group's annual Corporate Scorecard. These questions are identified throughout the survey report.

As a rule, the results in this year's Country Survey are compared to the results of the previous cycle of the Country Survey. In Equatorial Guinea, the FY'17 and FY'20 samples differed significantly, and respondents' familiarity with the World Bank Group was relatively low (less than 4 out of 10 on a 10-point scale) in both FY'17 and FY'20. Therefore, the year comparisons and comparisons between those who collaborate with the WBG and those who do not collaborate with the WBG were not conducted as statistically unviable.

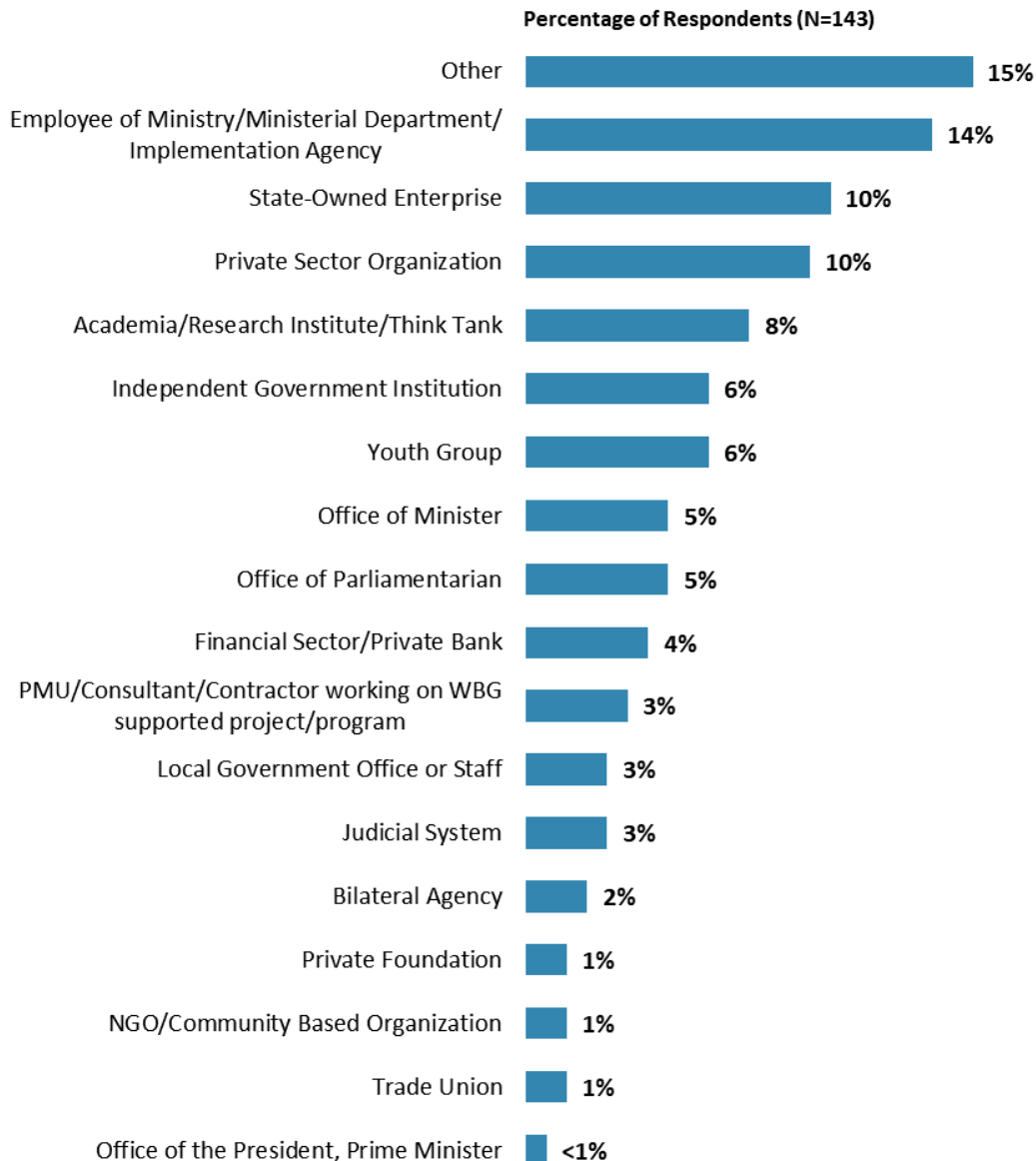
Note that the body of the report presents data on selected questions of the survey questionnaire. Please refer to Appendix A for data on all survey questions. Appendix B presents data on selected questions. Additional data breakdowns are available upon request.



III. Demographics of the Sample

Current Position

- Note that for further analyses, some respondent groups were combined.¹



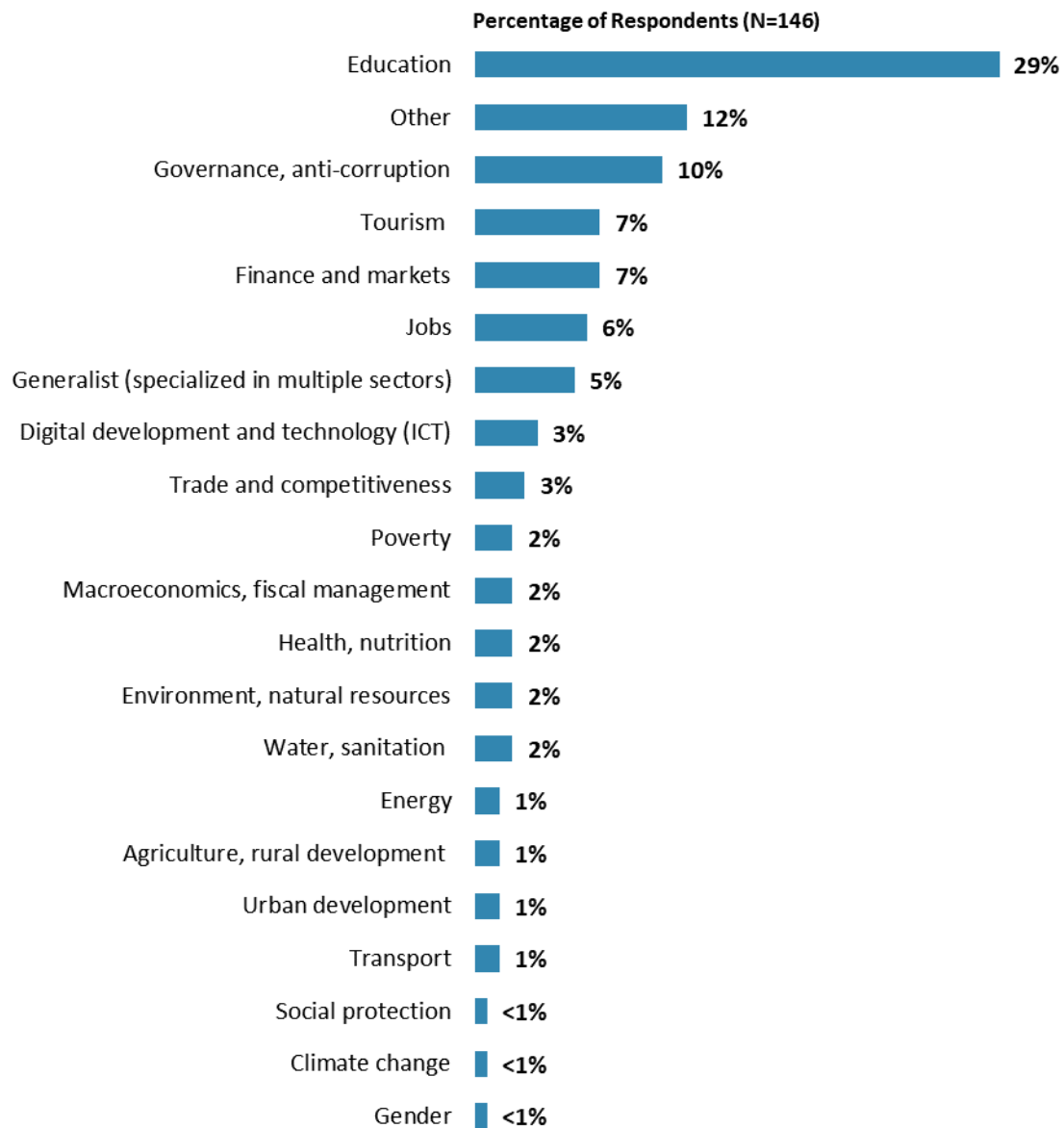
“Which of the following best describes your current position?”
(Respondents chose from a list.)

¹ Respondents from the office of the President/Prime Minister were combined with respondents from the office of a minister; employees of ministries/ministerial departments/implementation agencies were combined with respondents from PMUs/consultants/contractors working on WBG projects; respondents from the financial sector/private banks were combined with those from private sector organizations; respondents from private foundations, NGOs, trade unions, and youth groups were combined into a single “CSO” category. The small number of the respondents from local governments, the judicial system, and bilateral agencies were included in the “Other” category. There were no respondents from multilateral agencies, faith-based groups, and the media.



III. Demographics of the Sample (continued)

Area of Primary Specialization

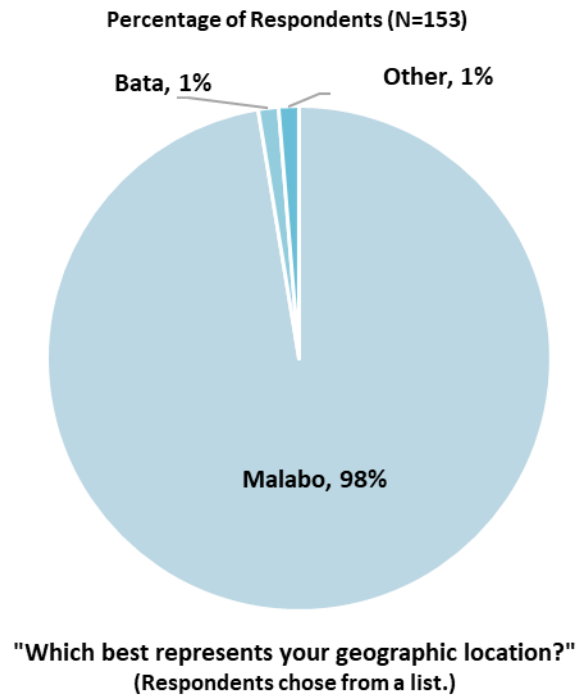


“Please identify the primary specialization of your work.”
(Respondents chose from a list.)

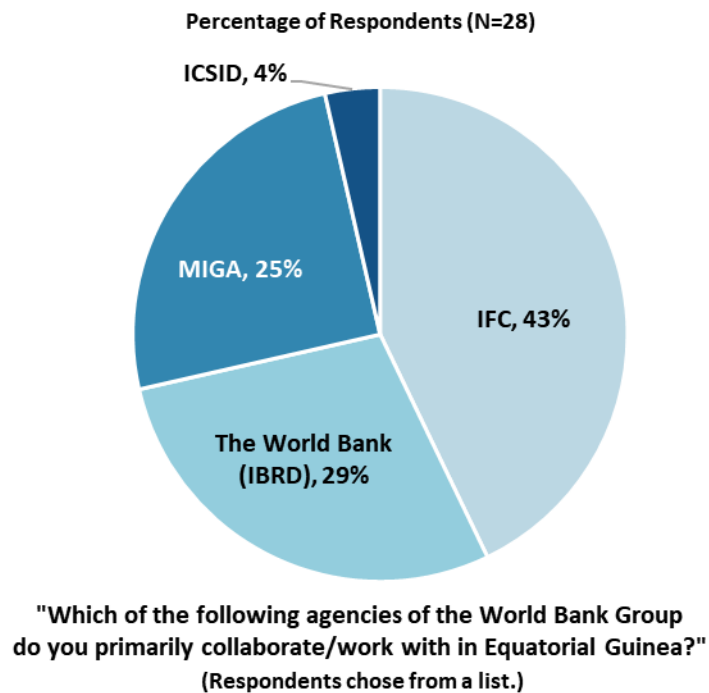


III. Demographics of the Sample (continued)

Geographic Locations



Exposure to Agencies within the World Bank Group

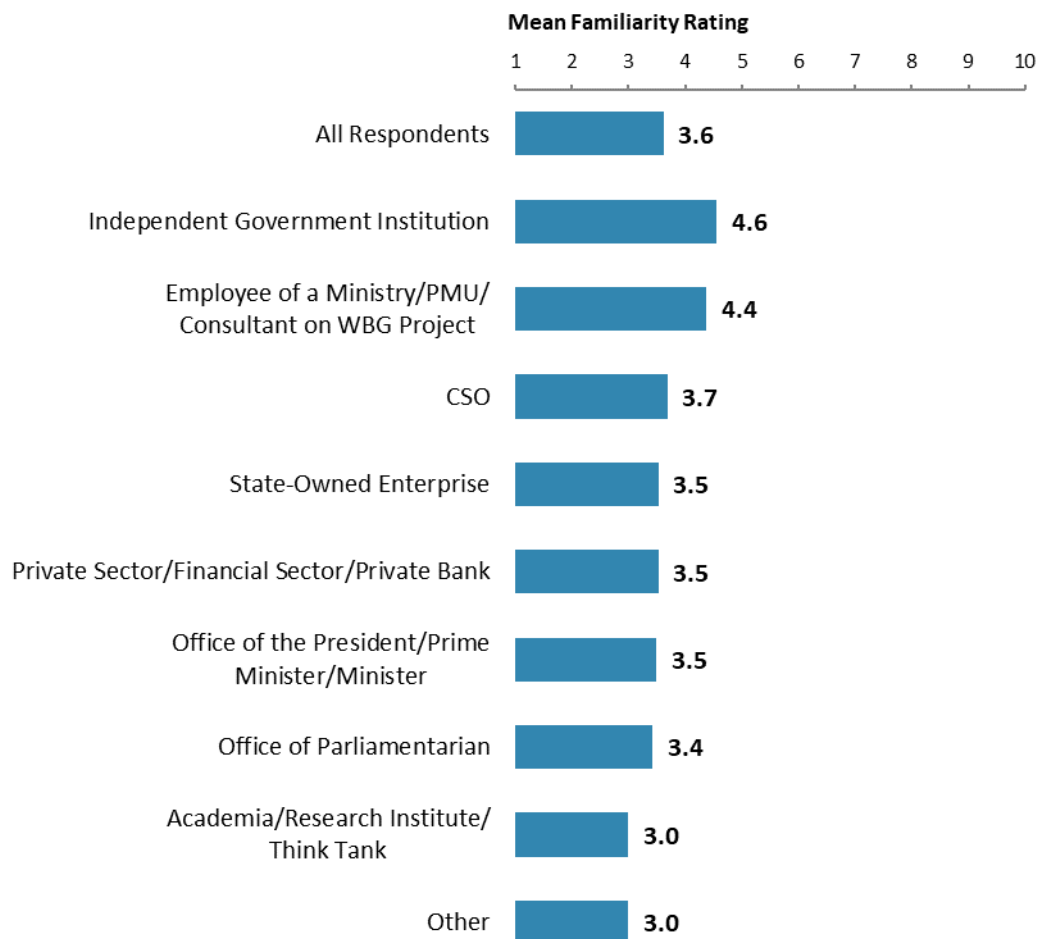




III. Demographics of the Sample (continued)

Familiarity with the World Bank Group

- **Impact of familiarity:** Respondents' ratings of familiarity with the WBG were significantly, strongly correlated with their agreement that the WBG plays a relevant role in Equatorial Guinea's development and significantly, moderately correlated with their ratings for the WBG's overall effectiveness in Equatorial Guinea and with their ratings of the extent to which the WBG's work helps to achieve development results in Equatorial Guinea.

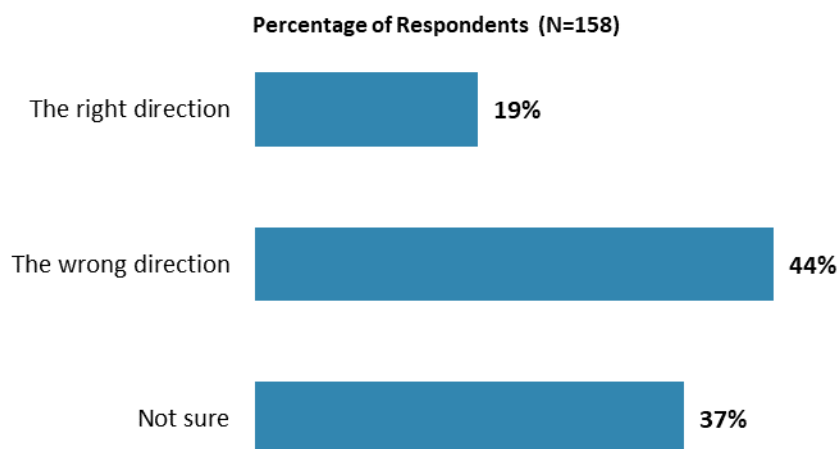


"How familiar are you with the work of the World Bank Group in Equatorial Guinea?" (1-"Not familiar at all", 10-"Extremely familiar")



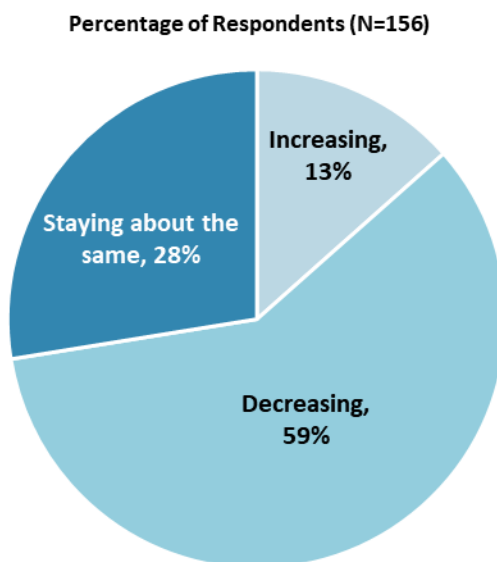
IV. Overall Context

Headed in the Right Direction



"In general, would you say that Equatorial Guinea is headed in ... ?"
(Respondents chose from a list.)

Perceptions of Economic Opportunity

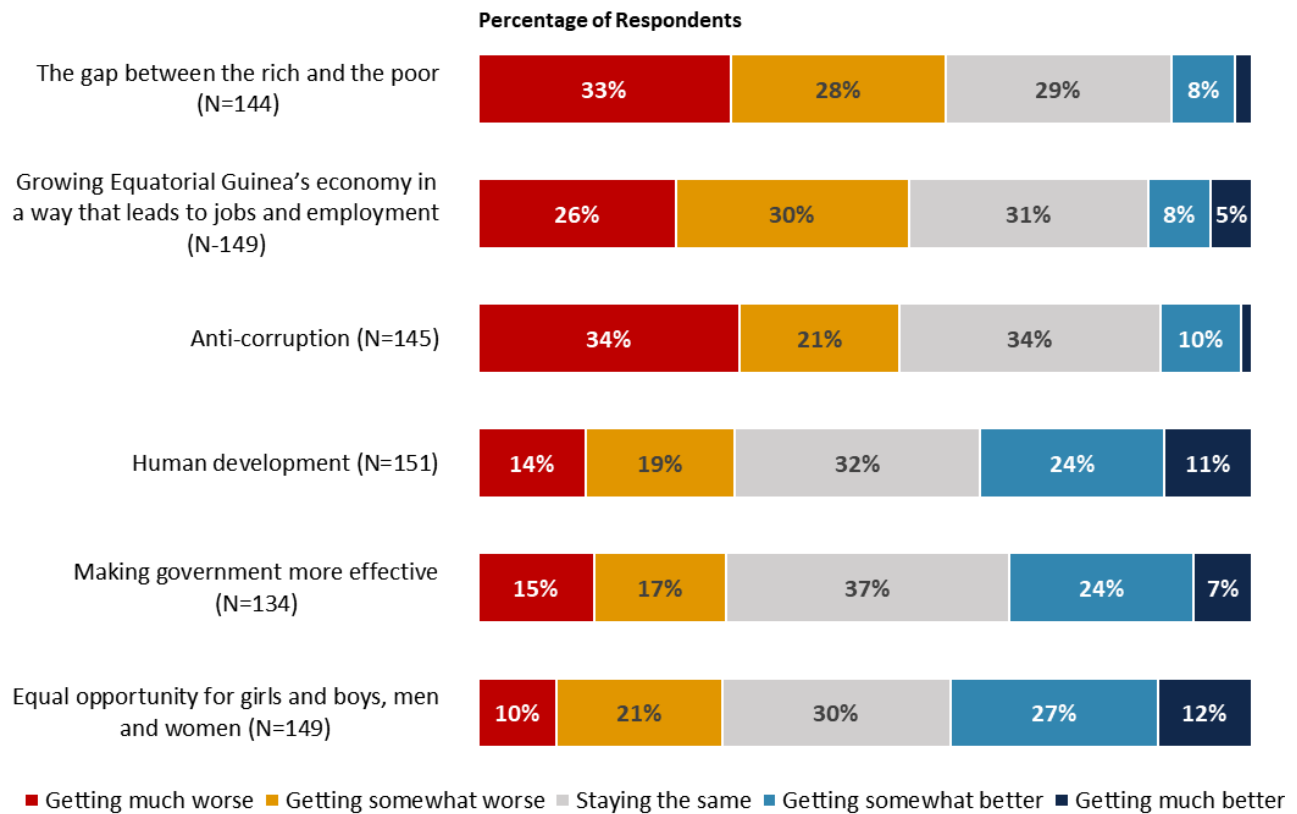


"Do you think that economic opportunity for citizens in Equatorial Guinea is ... ?"
(Respondents chose from a list.)



IV. Overall Context (continued)

Perceptions of Improvement and Decline in Specific Areas

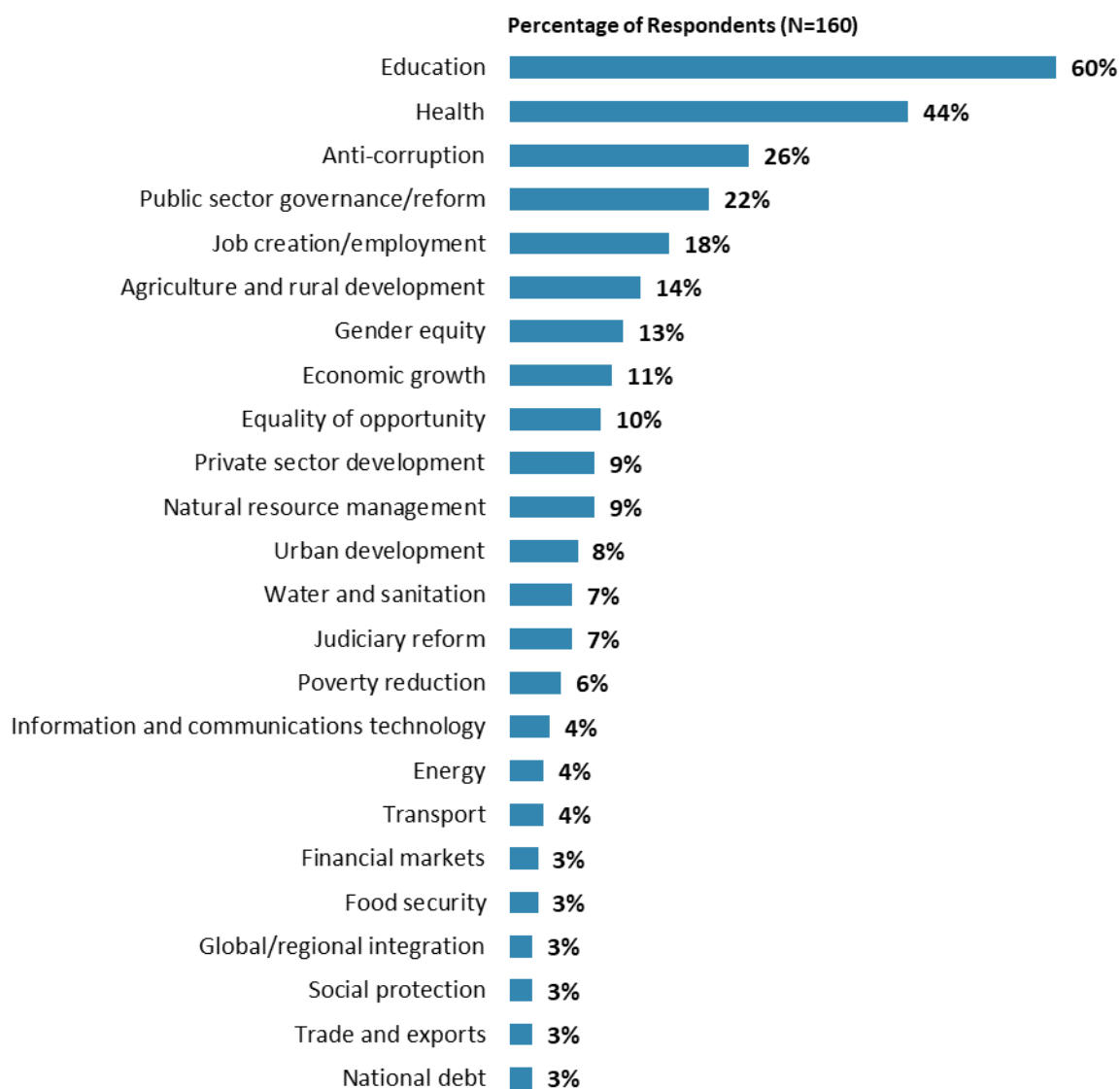


"Please describe the direction Equatorial Guinea is moving in, when considering ... ?"
(Respondents chose from a list.)



IV. Overall Context (continued)

Development Priority



"Listed below are a number of development priorities in Equatorial Guinea. Please identify which of the following you consider the most important development priorities in Equatorial Guinea.

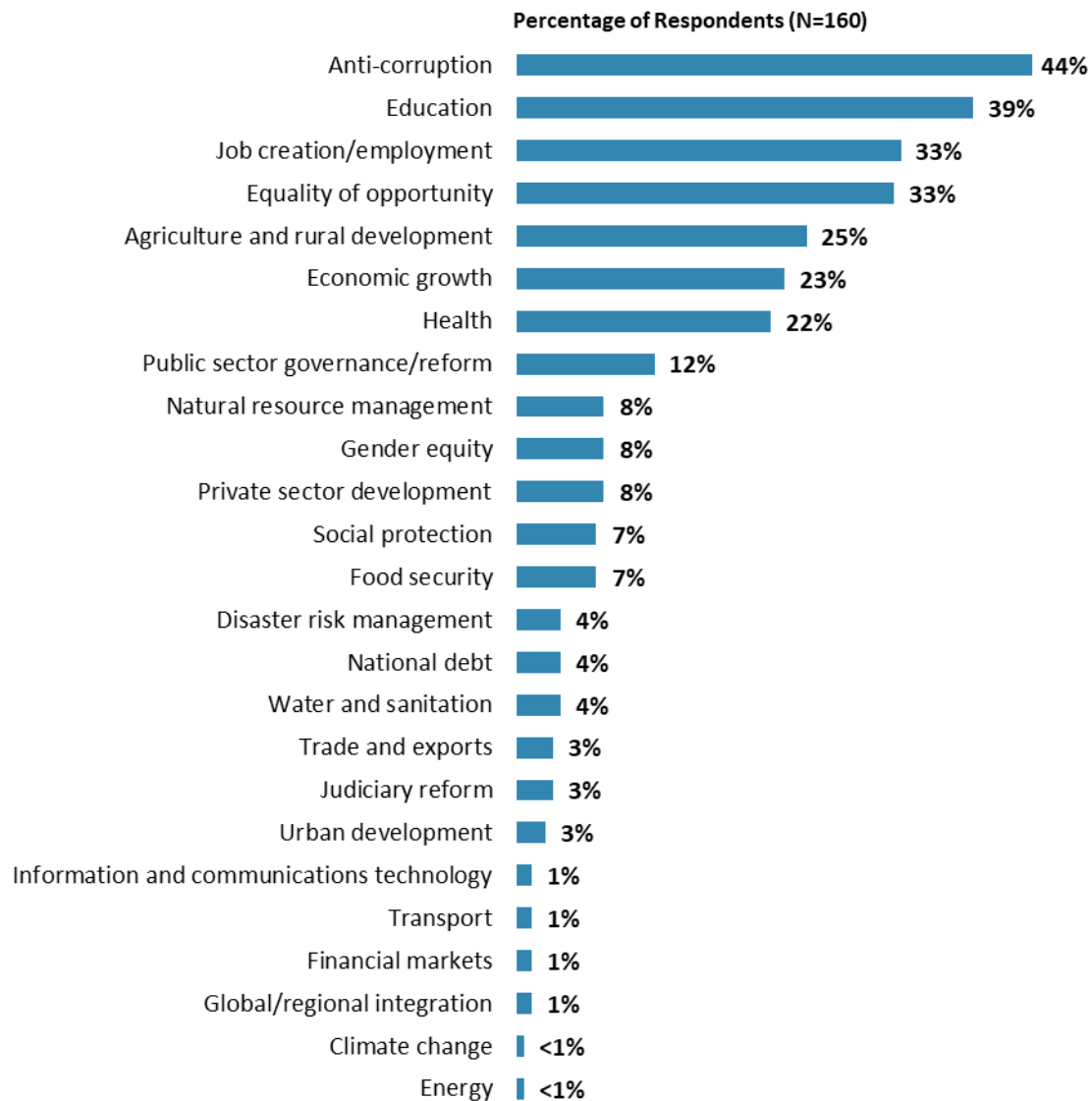
(Choose no more than THREE)"

(Respondents chose from a list. Responses combined.)



IV. Overall Context (continued)

What Would Contribute Most to Reducing Poverty

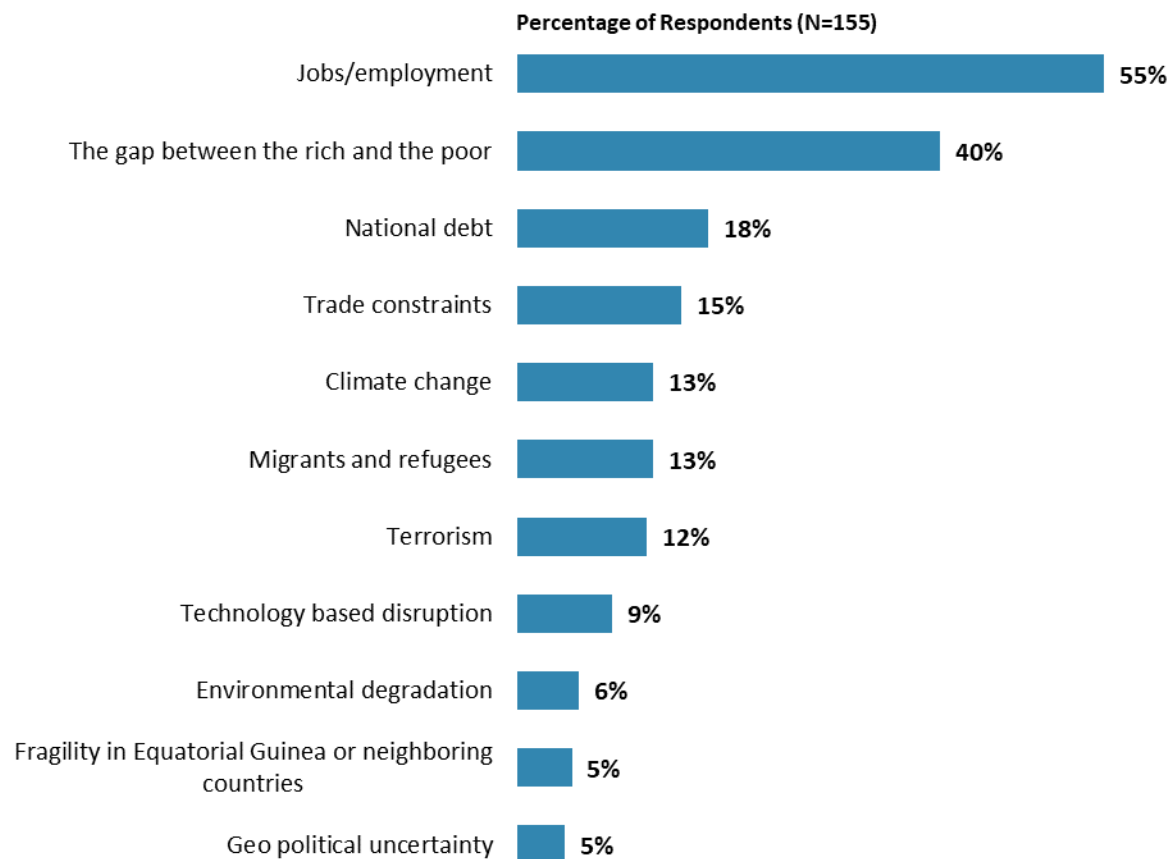


"Poverty reduction is a broad term that encompasses work in many different areas. Which THREE areas of development listed below do you believe would contribute most to reducing poverty in Equatorial Guinea? (Choose no more than THREE)"



IV. Overall Context (continued)

The Impact of Global Challenges on Equatorial Guinea

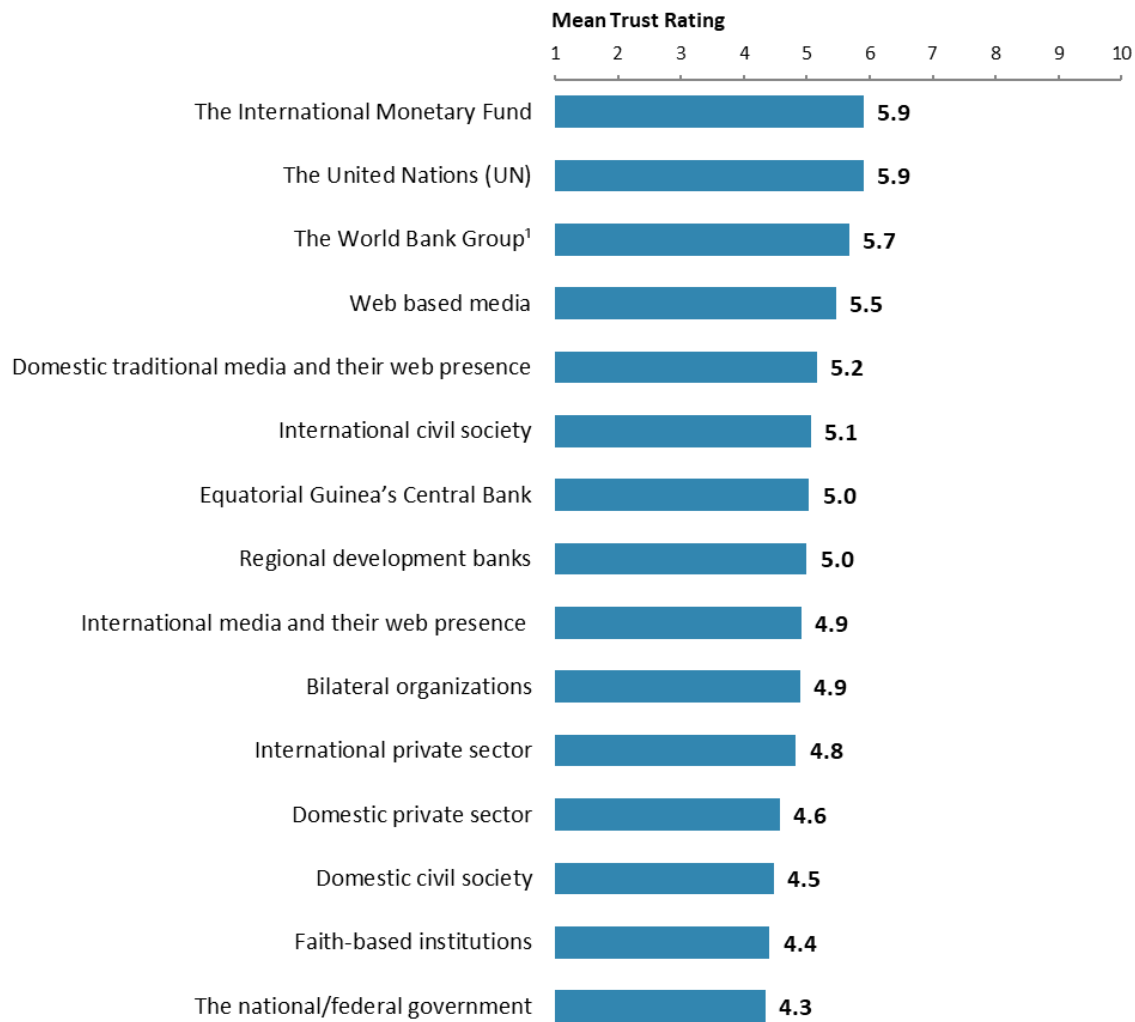


"Listed below are global challenges. Which do you think have the most serious impact on Equatorial Guinea? (Choose no more than TWO)"
(Respondents chose from a list. Responses combined.)



IV. Overall Context (continued)

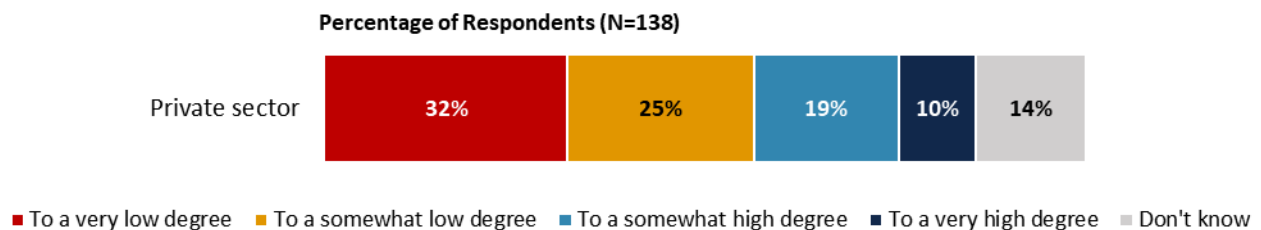
Trust in Institutions



"To what extent do you trust each of the following groups to do what is right?"
(1-"To no degree at all", 10-"To a very significant degree")

¹Indicator Question

Trust in Private Sector

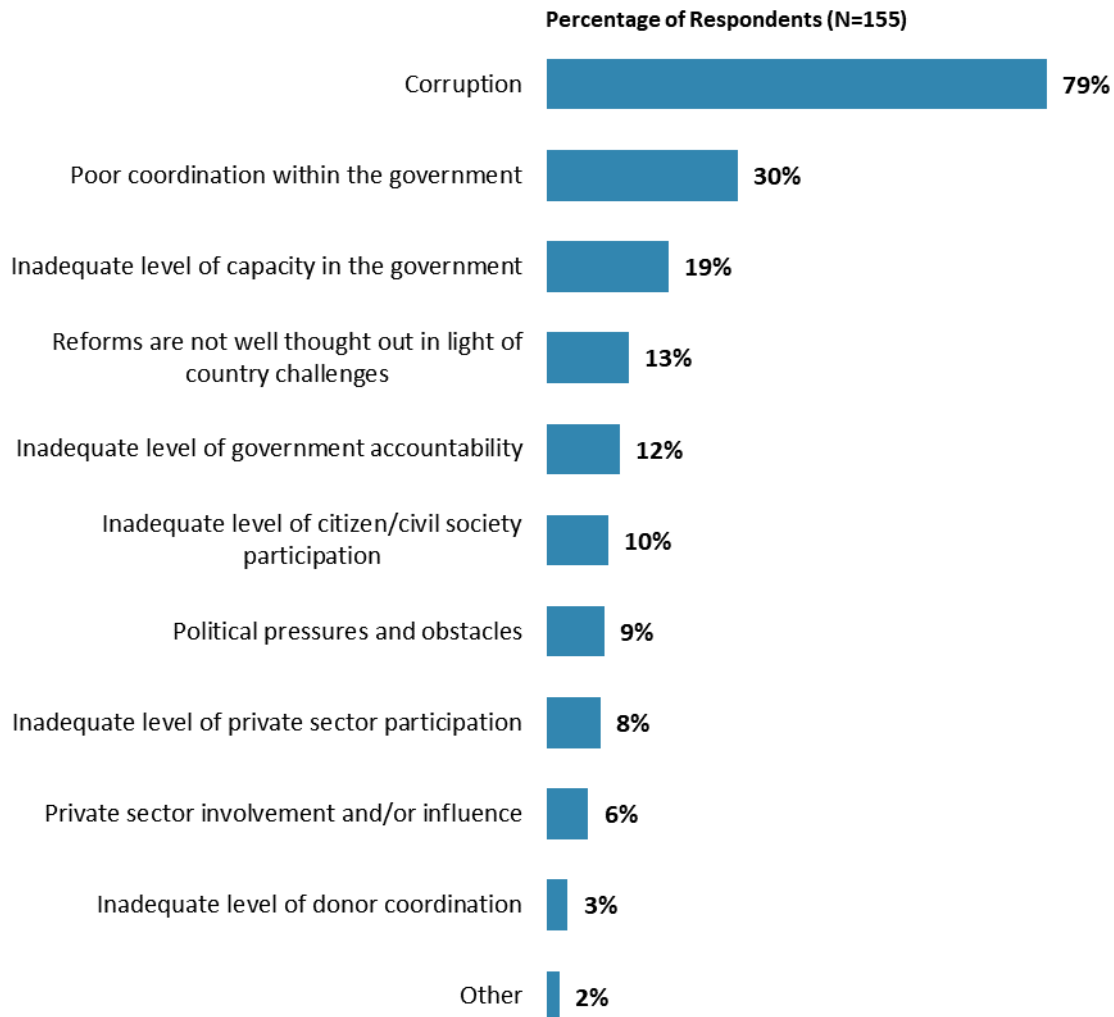


"To what extent do you trust private sector to engage in public service delivery in Equatorial Guinea?"
(Respondents chose from a list.)



IV. Overall Context (continued)

Attributions for Slow/Failed Reform Efforts

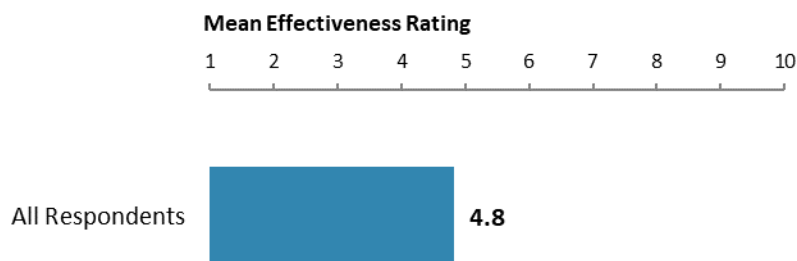


"When economic and/or social reform efforts fail or are slow to take place in Equatorial Guinea, which of the following would you attribute this to? (Choose no more than TWO)"
(Respondents chose from a list. Responses combined.)



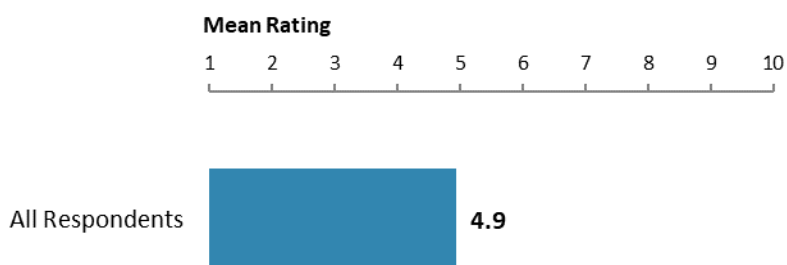
V. Overall Attitudes Toward the World Bank Group

The World Bank Group's Overall Effectiveness *(Indicator Question)*



"Overall, please rate your impression of the World Bank Group's effectiveness in Equatorial Guinea." (1-"Not effective at all", 10-"Very effective")

Achieving Development Results *(Indicator Question)*

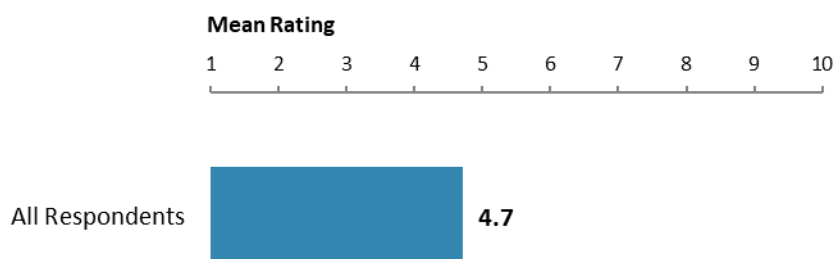


"To what extent does the World Bank Group's work help to achieve development results in Equatorial Guinea?" (1-"To no degree at all", 10-"To a very significant degree")



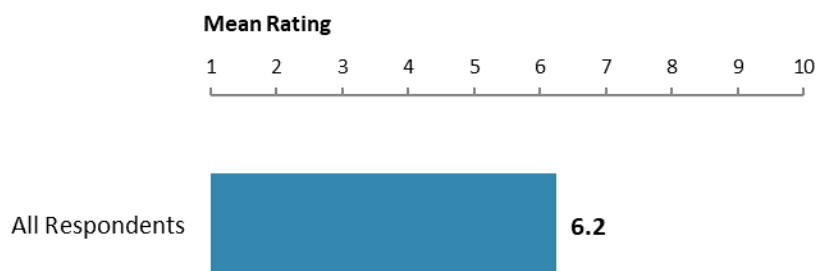
V. Overall Attitudes Toward the World Bank Group (continued)

Influence on Equatorial Guinea's Development Agenda (*Indicator Question*)



"To what extent does the World Bank Group influence the development agenda in Equatorial Guinea?" (1-"To no degree at all", 10-"To a very significant degree")

WBG Staff Preparedness

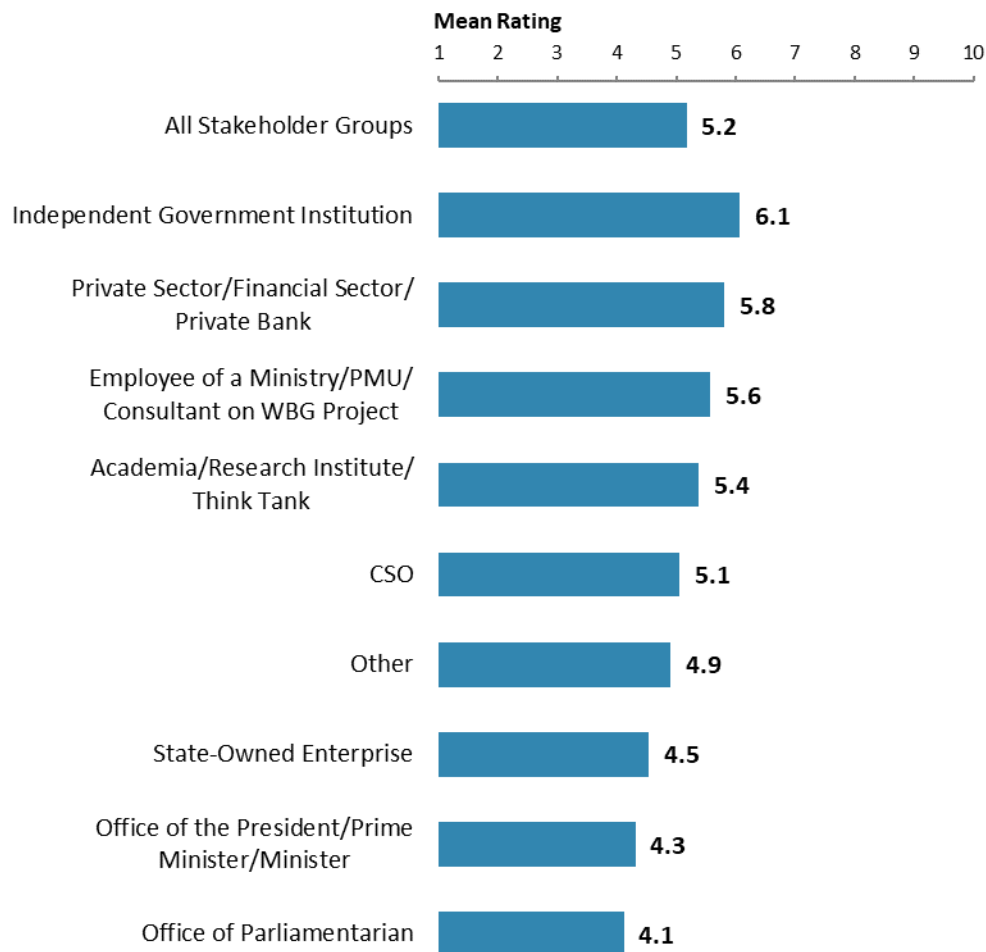


"To what extent do you believe the World Bank Group's staff is well prepared (e.g., skills mix and knowledge) to help Equatorial Guinea solve its most complicated development challenges?" (1-"To no degree at all", 10-"To a very significant degree")



V. Overall Attitudes Toward the World Bank Group (continued)

Overall Ratings for Indicator Questions by Stakeholder Groups

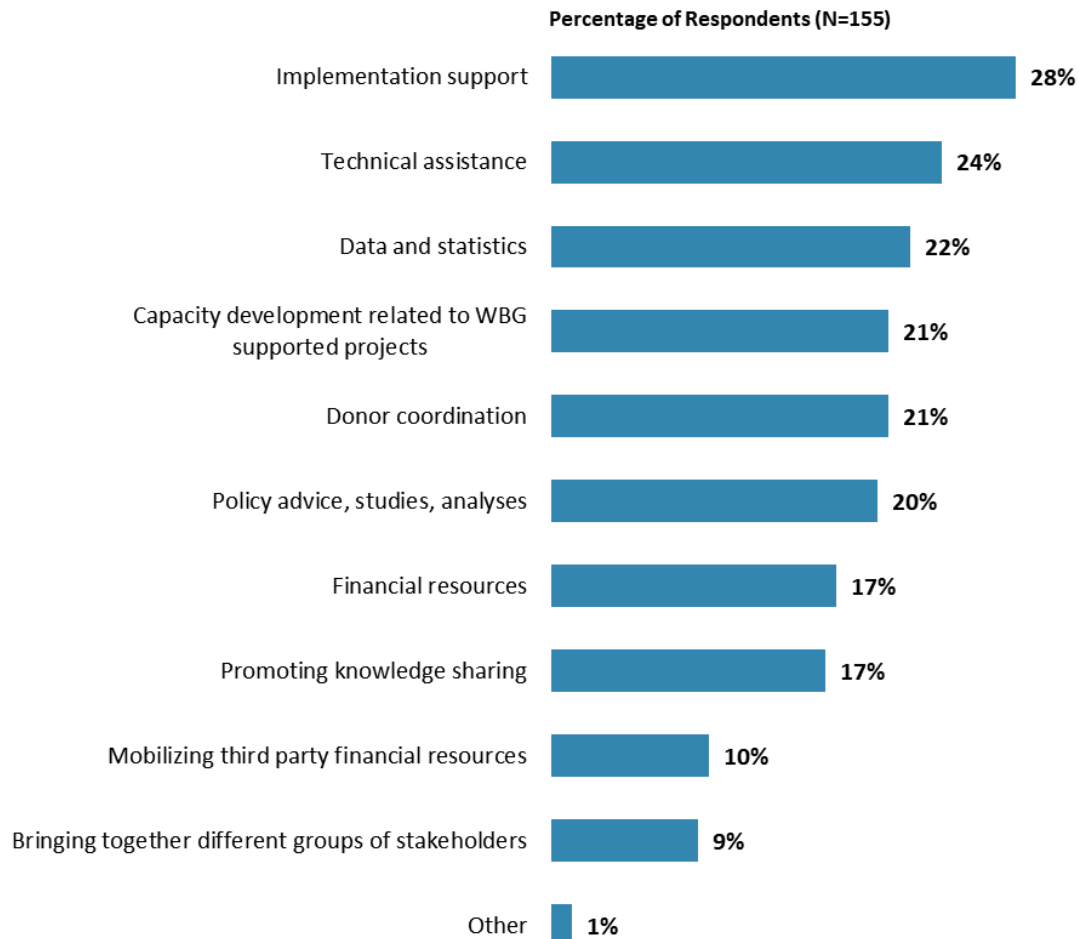


Mean Ratings for All Indicator Questions by Stakeholder Groups on a Scale from 1 to 10



V. Overall Attitudes Toward the World Bank Group (continued)

Greatest Value

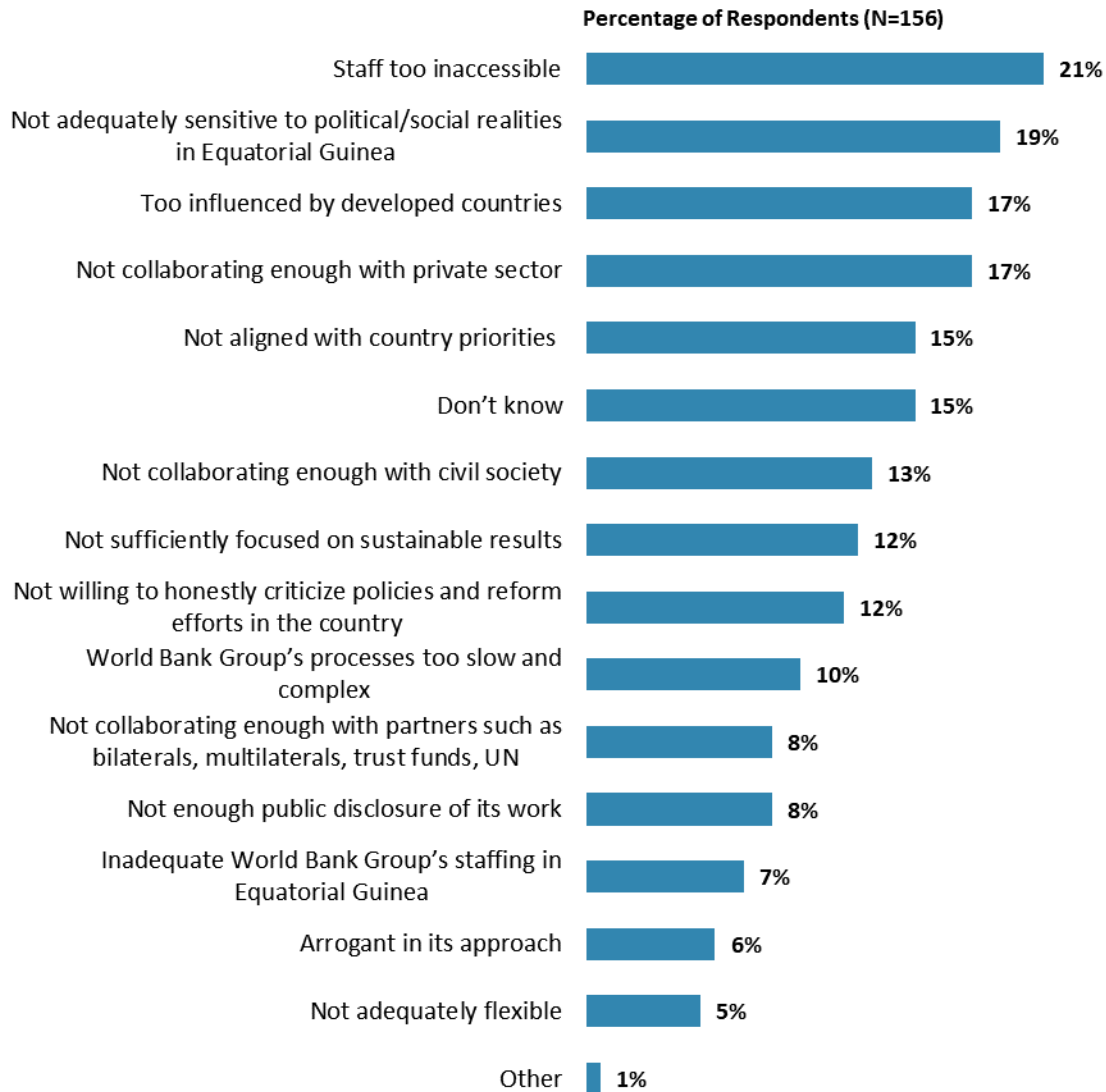


“When thinking about the World Bank Group’s role in Equatorial Guinea, which activity do you VALUE the most? (Choose no more than TWO)”
(Respondents chose from a list. Responses combined.)



V. Overall Attitudes Toward the World Bank Group (continued)

Greatest Weakness

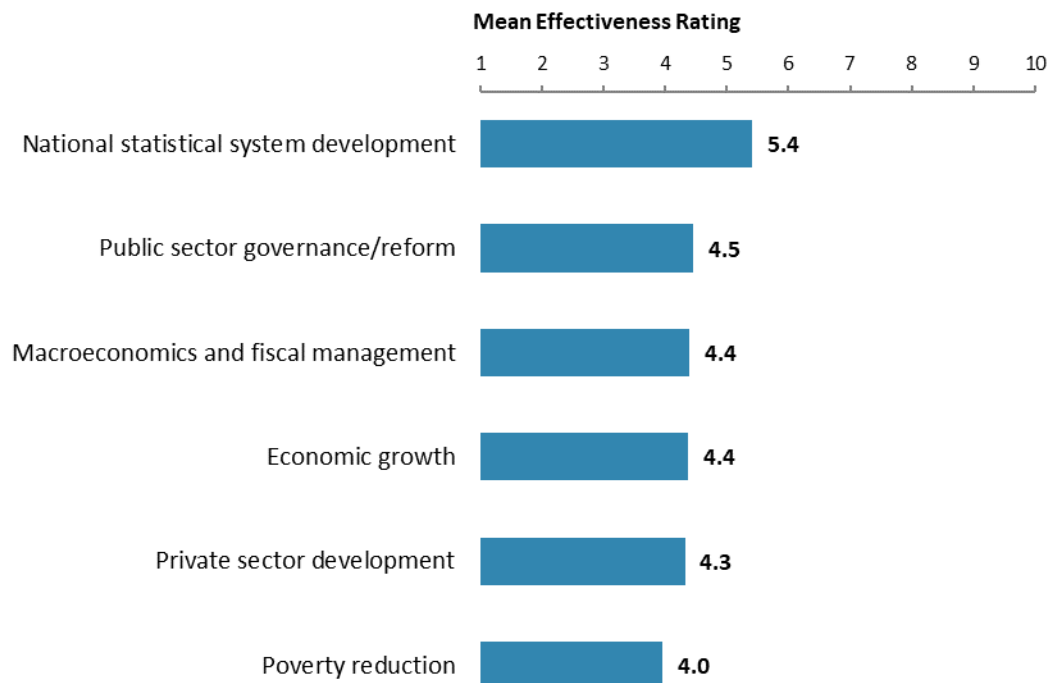


"Which of the following do you identify as the World Bank Group's greatest WEAKNESSES in its work in Equatorial Guinea? (Choose no more than TWO)"
(Respondents chose from a list. Responses combined.)



VI. World Bank Group's Support in Development Areas

Effectiveness of WBG's Support in Sectoral Areas

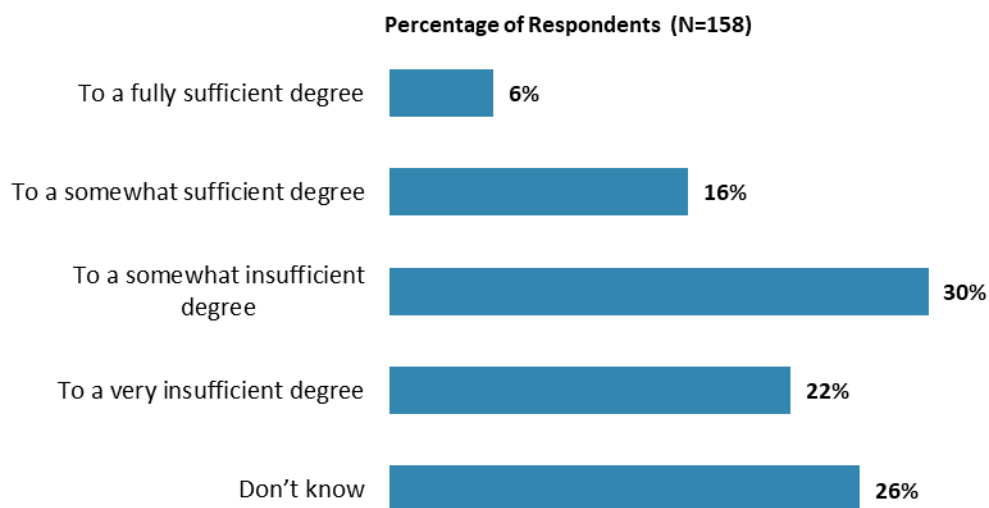


"How EFFECTIVE do you believe the World Bank Group is in terms of the work it does in the following areas of development in Equatorial Guinea?"
(1-"Not effective at all", 10-"Very effective")



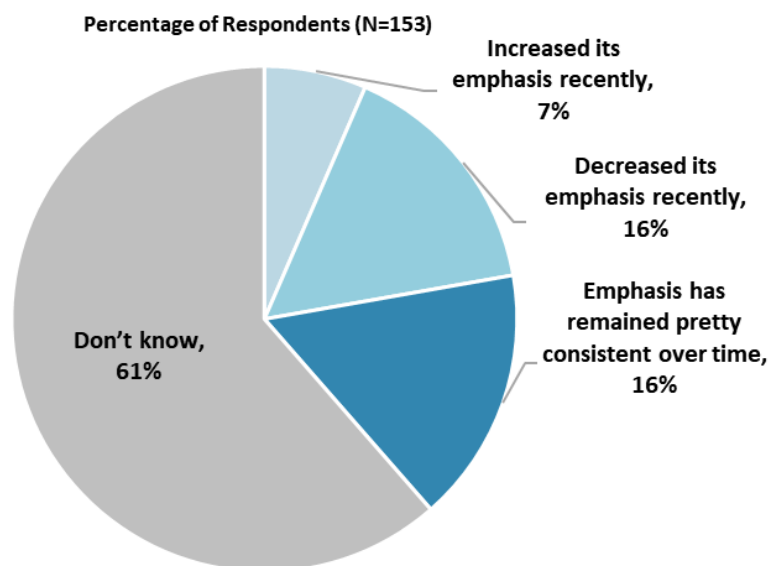
VI. WBG's Support in Development Areas (continued)

Helping the Poorest



"To what extent do you believe that the World Bank Group's work and support help the poorest in Equatorial Guinea?" (Respondents chose from a list.)

The WBG's Human Capital Investment




"From your perspective, which of the following best describes the World Bank Group's current emphasis on investing in human capital (e.g., education, health, social protection)?" (Respondents chose from a list.)

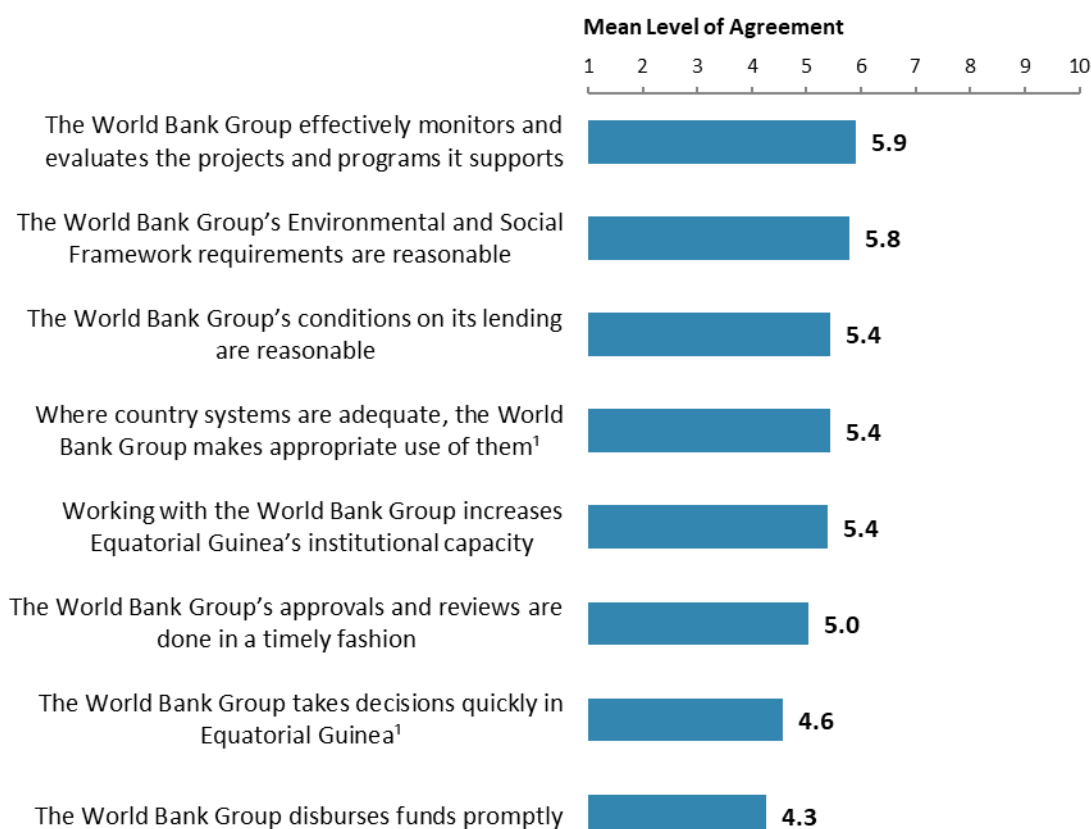


VII. World Bank Group's Work and Engagement on the Ground

The World Bank Group's Work in Equatorial Guinea



Overall Perceptions

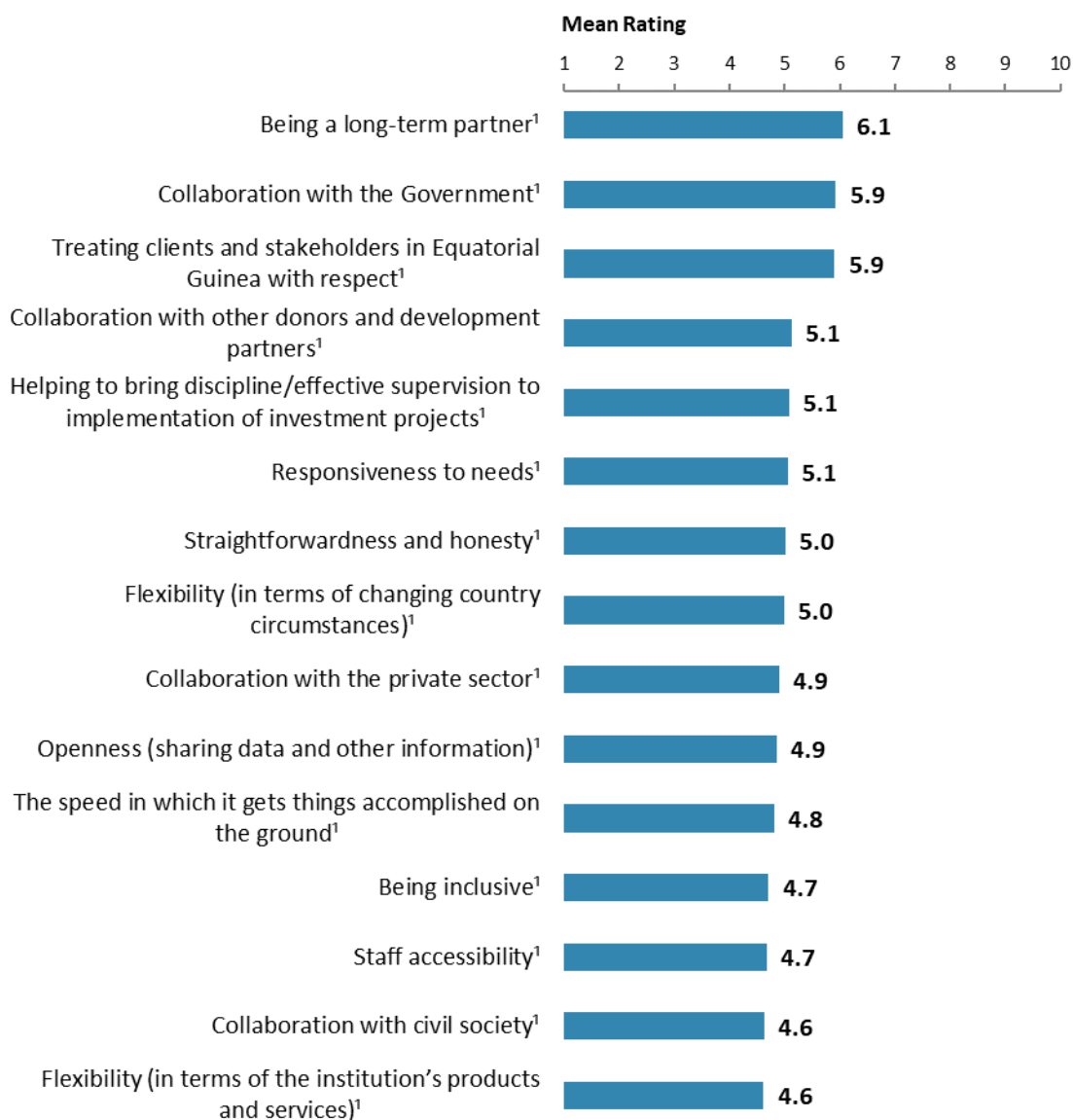


"To what extent do you agree/disagree with the following statements?"
(1-"Strongly disagree", 10-"Strongly agree")
'Indicator Question'



VII. WBG's Work and Engagement on the Ground (continued)

The WBG as an Effective Development Partner



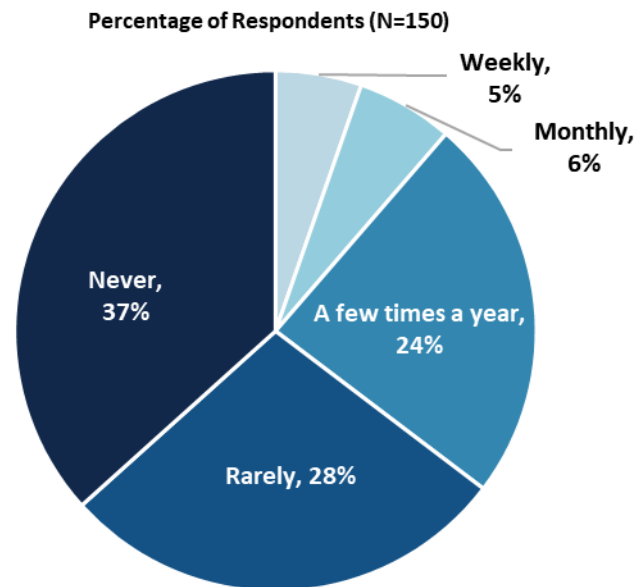
"To what extent is the World Bank Group an effective development partner in Equatorial Guinea, in terms of each of the following?" (1-"To no degree at all", 10-"To a very significant degree")

¹Indicator Question



VIII. World Bank Group's Knowledge and Instruments

Frequency of Consulting WBG Knowledge Work and Activities



"How frequently do you consult World Bank Group's knowledge work and activities in the work you do?"
(Respondents chose from a list.)



VIII. World Bank Group's Knowledge and Instruments (continued)

Meeting Equatorial Guinea's Knowledge Needs (*Indicator Question*)

Mean Level of Agreement



All Respondents



4.7

"To what extent do you agree that the World Bank Group meets Equatorial Guinea's needs for knowledge services (e.g., research, analysis, data, technical assistance)?"
(1-"Strongly disagree", 10-"Strongly agree")

Contribution of the WBG's Knowledge Work and Activities (*Indicator Question*)

Mean Significance Rating



All Respondents




5.5

"Overall, how significant a contribution do you believe the World Bank Group's knowledge work and activities make to development results in your country?"
(1-"Not significant at all", 10-"Very significant")

Technical Quality of the WBG's Knowledge Work and Activities (*Indicator Question*)

Mean Technical Quality Rating



All Respondents




5.7

"Overall, how would you rate the technical quality of the World Bank Group's knowledge work and activities?"
(1-"Very low technical quality", 10-"Very high technical quality")



VIII. World Bank Group's Knowledge and Instruments (continued)

Qualities of the WBG's Knowledge Work and Activities



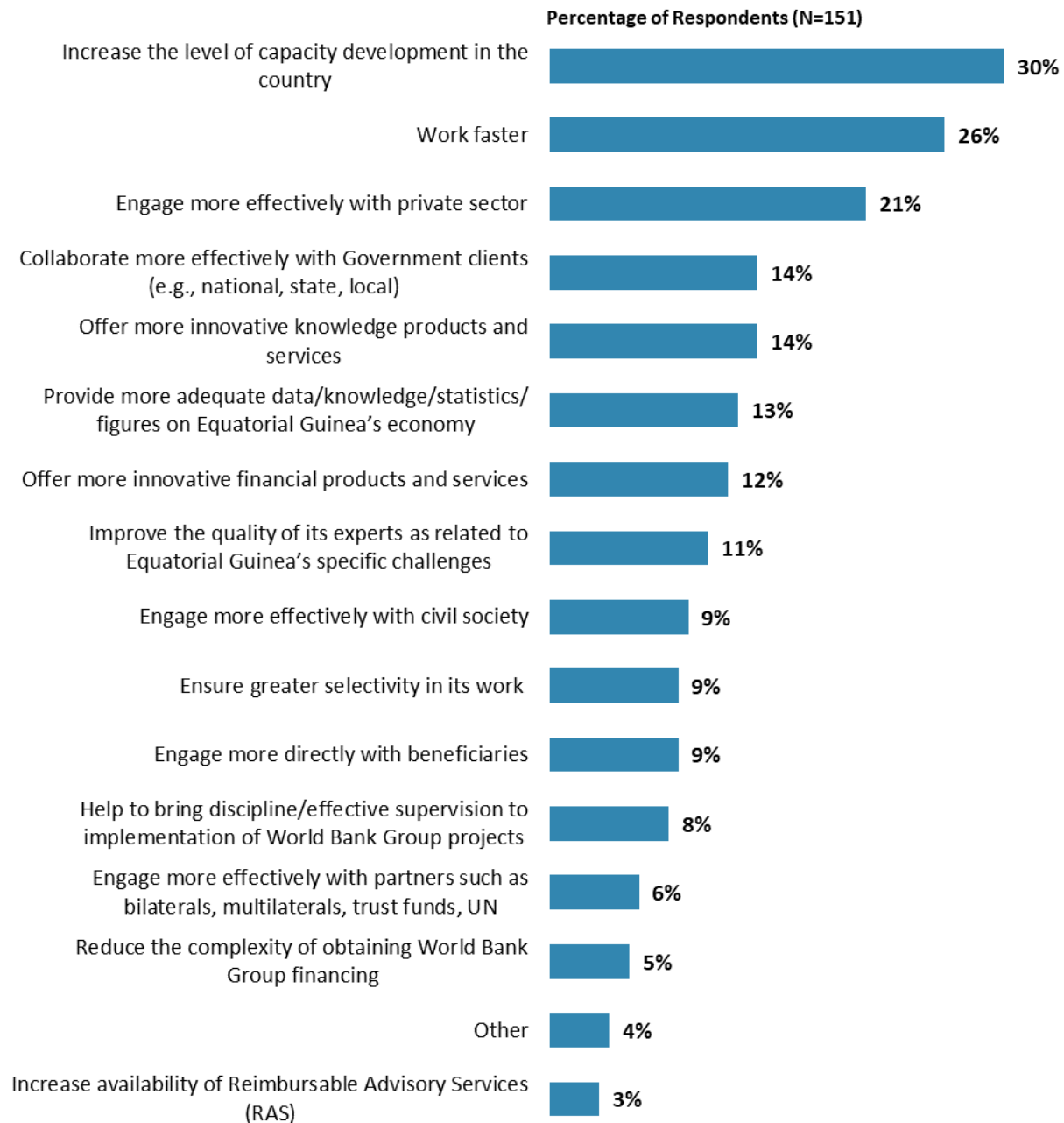
"In Equatorial Guinea, to what extent do you believe that the World Bank Group's knowledge work and activities:" (1-"To no degree at all", 10-"To a very significant degree")

Indicator Question



IX. The Future Role of the WBG in Equatorial Guinea

Making the World Bank Group of Greater Value

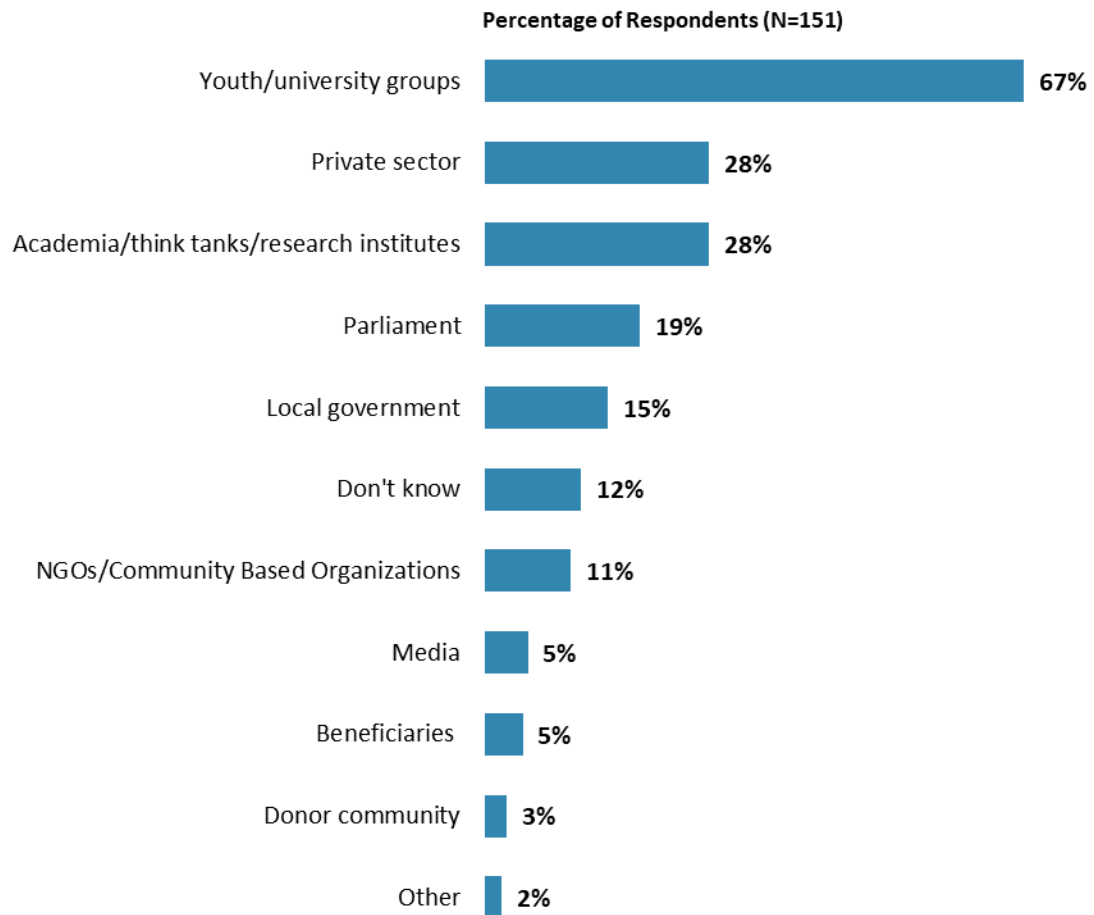


"Which of the following SHOULD the World Bank Group do to make itself of greater value in Equatorial Guinea? (Choose no more than TWO)"
(Respondents chose from a list. Responses combined.)



IX. The Future Role of the WBG in Equatorial Guinea (continued)

The World Bank Group Should Collaborate More with ...



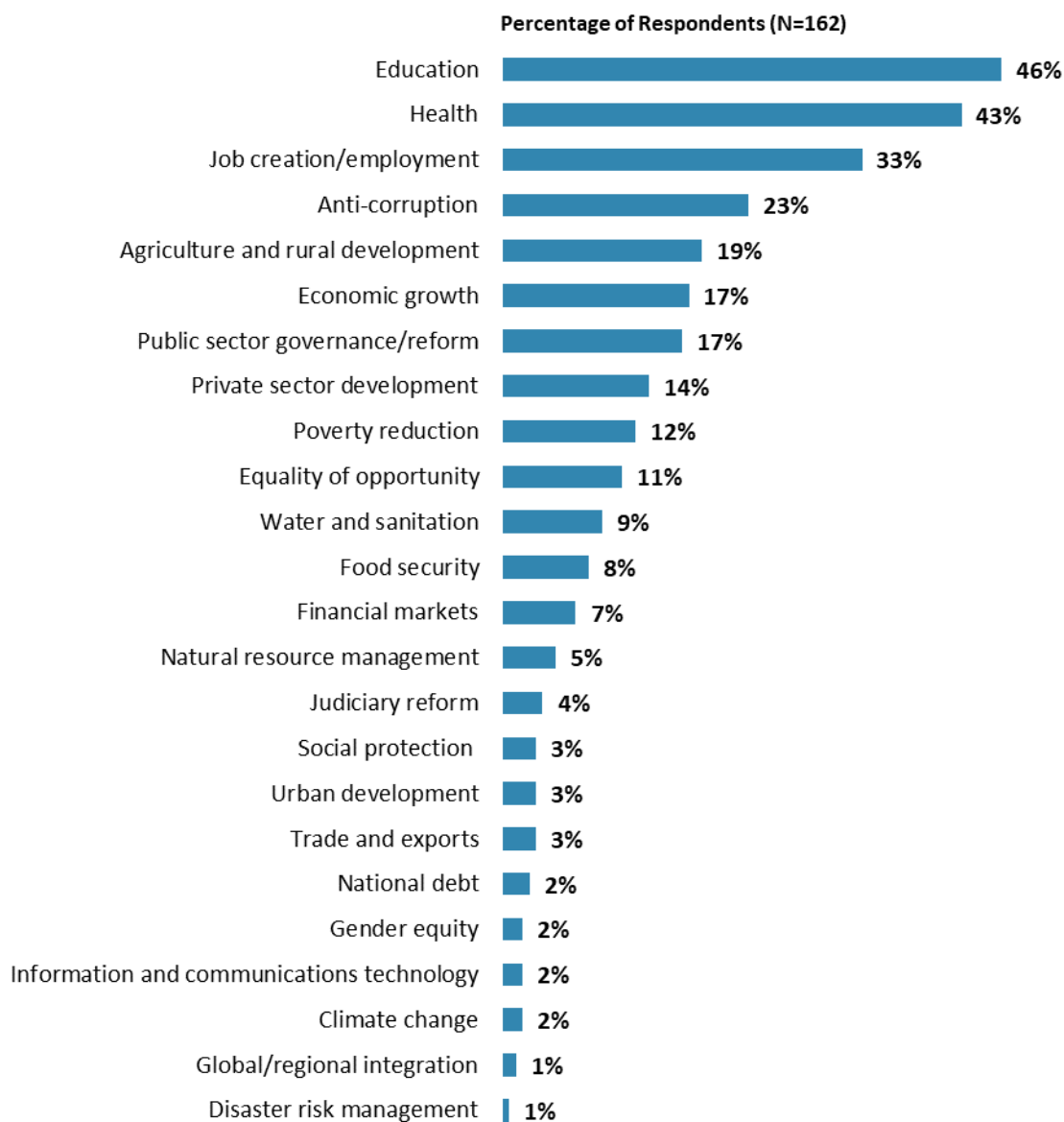
"In addition to the regular relations with the national government, which TWO of the following groups should the World Bank Group collaborate with more in your country? (Choose no more than TWO)"

(Respondents chose from a list. Responses combined.)



IX. The Future Role of the WBG in Equatorial Guinea (continued)

Where the World Bank Group Should Focus its Resources



“When thinking about how the World Bank Group can have the most impact on development results in Equatorial Guinea, which sectors do you believe the World Bank Group should prioritize with its resources (financial and knowledge services) in Equatorial Guinea?

(Choose no more than THREE)”

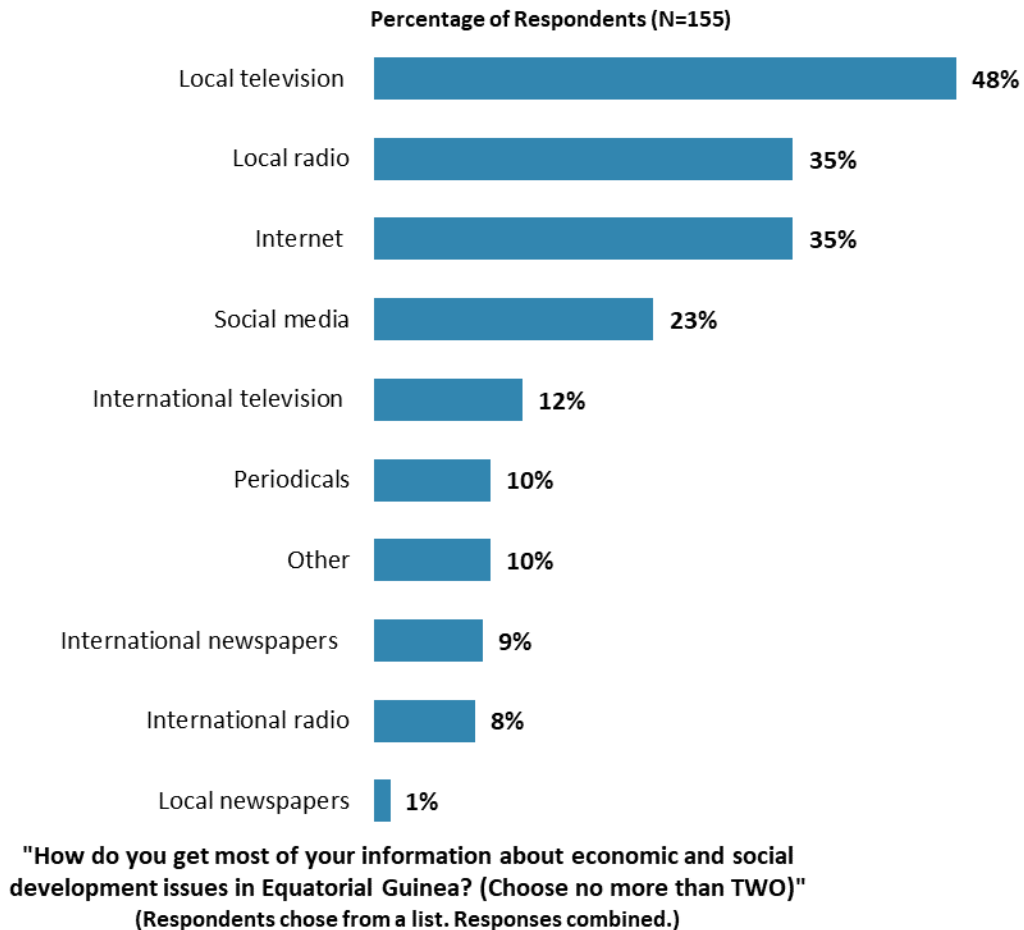
(Respondents chose from a list. Responses combined.)



X. Communication and Outreach

Note: When considering the World Bank Group's future outreach with key constituencies, please see Appendix B (page 51) for selected responses by stakeholder groups.

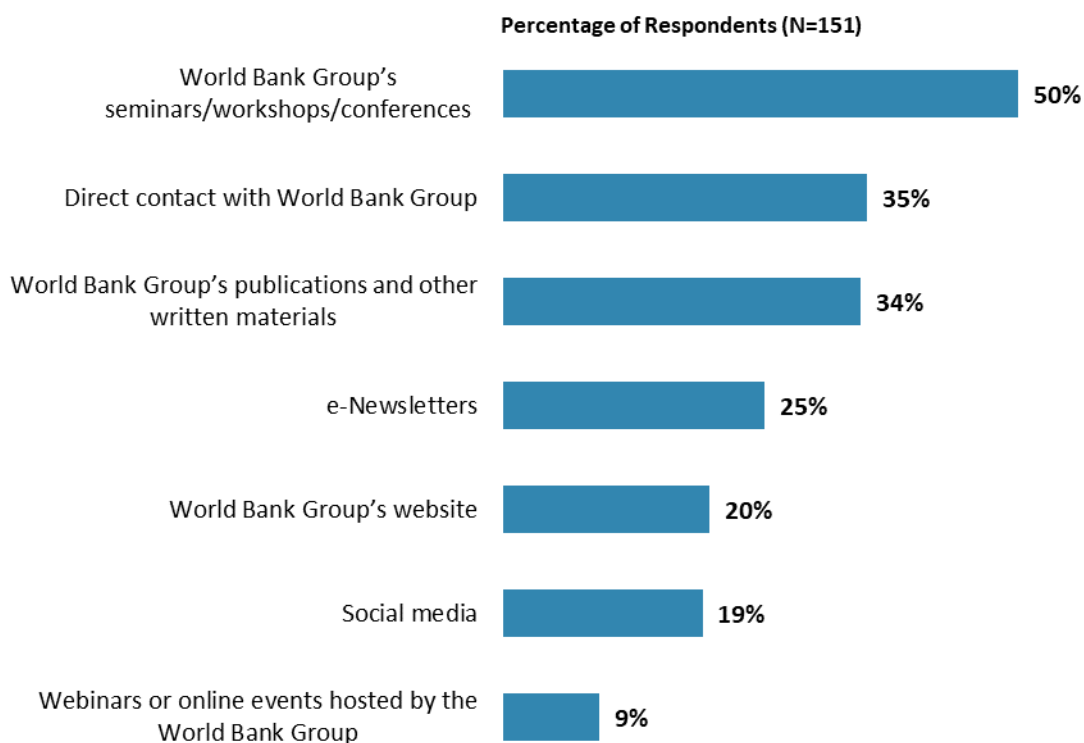
General Information Sources





X. Communication and Outreach (continued)

Preferred Information Sources

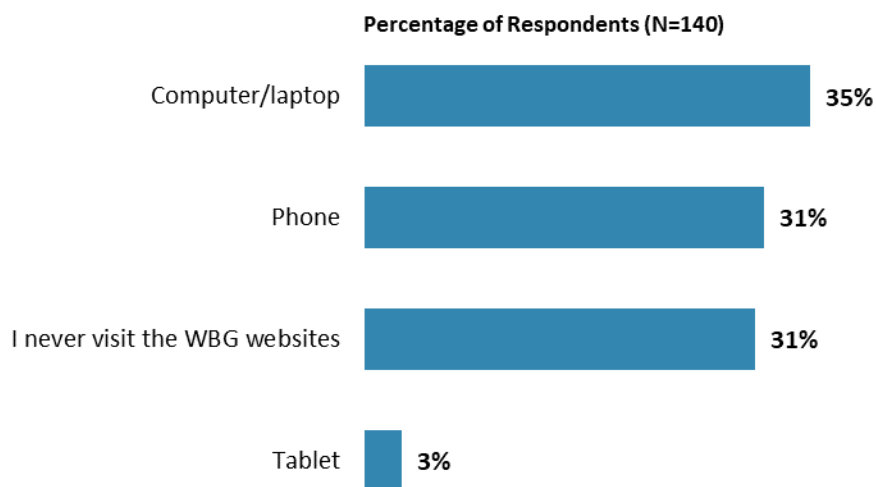


**"How would you prefer to receive information from the World Bank Group?
(Choose no more than TWO)"**
(Respondents chose from a list. Responses combined.)



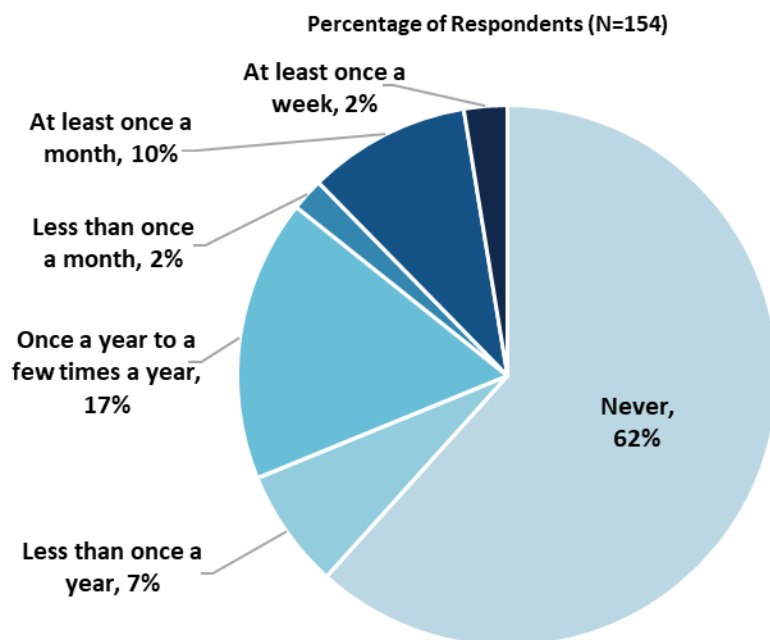
X. Communication and Outreach (continued)

Devices used to access WBG website



"What do you use primarily when visiting a World Bank Group website?"
(Respondents chose from a list.)

WBG Interaction Frequency

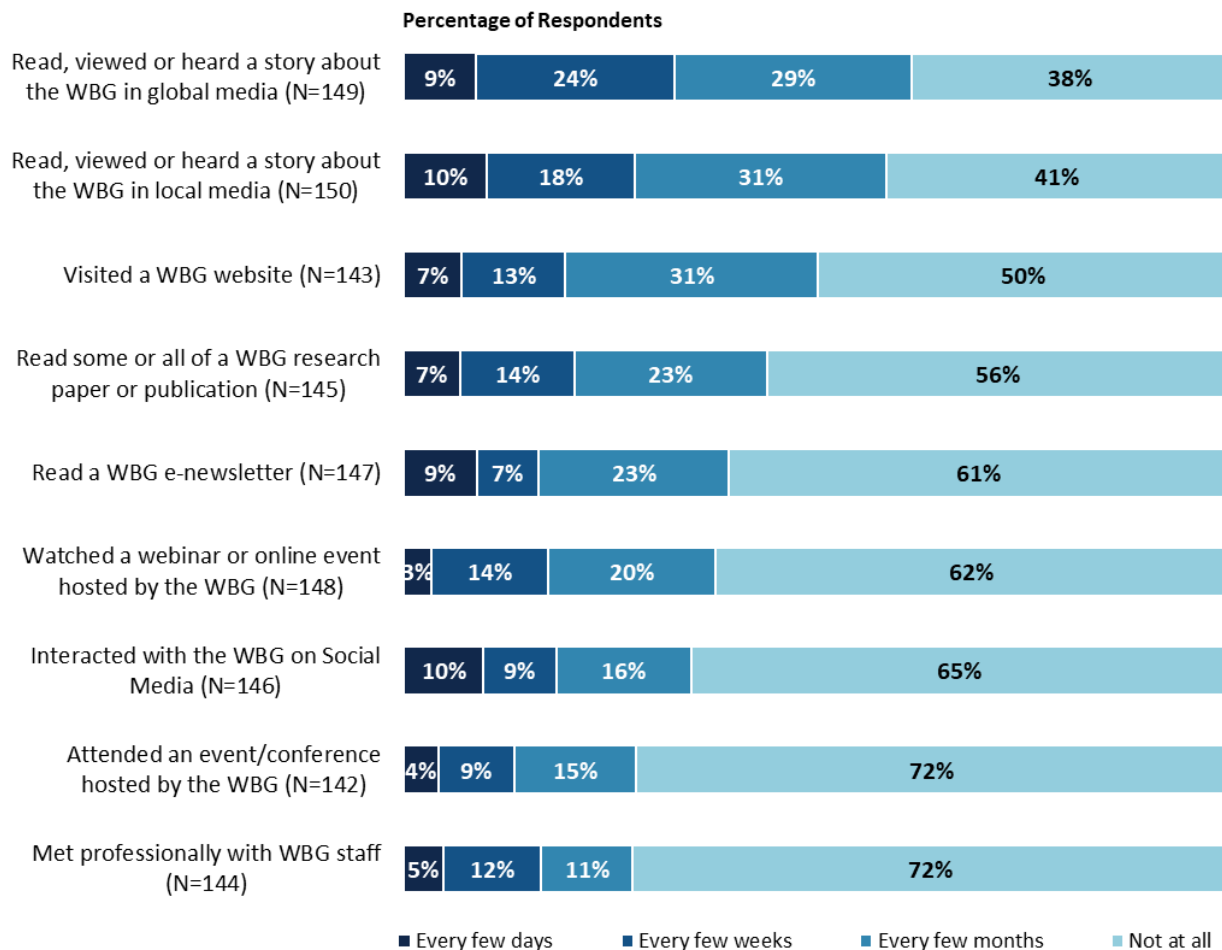


"How frequently do you interact with the World Bank Group now in Equatorial Guinea?" (Respondents chose from a list.)



X. Communication and Outreach (continued)

Frequency of Specific WBG Interactions



"Over the past SIX MONTHS, on average how often did you do any of the following related to the World Bank Group (WBG)?" (Respondents chose from a list.)



XI. Appendices

A. Responses to All Questions Across All Respondents	35
B. Responses to Selected Questions by Stakeholder Groups	51
C. Equatorial Guinea FY 2020 COS Questionnaire	64

EQUATORIAL GUINEA





Appendix A: Responses to All Questions across All Respondents (N=165)

All rating scale questions are presented with the total number of respondents that provided a rating (N), the number of respondents who indicated that they "Don't know" (DK), the mean rating across all respondents (Mean), and the standard deviation of this mean (SD). Indicator questions are noted with an asterisk (*).

A. Overall Context

1. In general, would you say that Equatorial Guinea is headed in ... ?	Percentage of Respondents (N=158)
The right direction	19.0%
The wrong direction	44.3%
Not sure	36.7%

2. Do you think that economic opportunity for citizens in Equatorial Guinea is ... ?	Percentage of Respondents (N=156)
Increasing	13.5%
Decreasing	59.0%
Staying about the same	27.6%

**A. Overall Context (continued)**

3. Listed below are a number of development priorities in Equatorial Guinea. Please identify which of the following you consider the most important development priorities in Equatorial Guinea. (Choose no more than THREE)	Percentage of Respondents (Responses Combined; N=160)
Education	60.0%
Health	43.8%
Anti-corruption	26.3%
Public sector governance/reform (i.e., government effectiveness, public financial management, public expenditure, fiscal system reform)	21.9%
Job creation/employment	17.5%
Agriculture and rural development	14.4%
Gender equity (closing the gap between women and men, and boys and girls)	12.5%
Economic growth	11.3%
Equality of opportunity (i.e., social inclusion)	10.0%
Private sector development	9.4%
Natural resource management	9.4%
Urban development	7.5%
Water and sanitation	6.9%
Judiciary reform	6.9%
Poverty reduction	5.6%
Information and communications technology	4.4%
Energy	3.8%
Transport (e.g., roads, bridges, transportation)	3.8%
Financial markets	3.1%
Food security	3.1%
Global/regional integration	2.5%
Social protection (e.g., pensions, targeted social assistance)	2.5%
Trade and exports	2.5%
National debt	2.5%
Climate change (e.g., mitigation, adaptation)	0.0%
Disaster risk management	0.0%

**A. Overall Context (continued)**

4. Poverty reduction is a broad term that encompasses work in many different areas. Which THREE areas of development listed below do you believe would contribute most to reducing poverty in Equatorial Guinea? (Choose no more than THREE)	Percentage of Respondents (Responses Combined; N=160)
Anti-corruption	44.4%
Education	39.4%
Job creation/employment	33.1%
Equality of opportunity (i.e., social inclusion)	32.5%
Agriculture and rural development	25.0%
Economic growth	23.1%
Health	21.9%
Public sector governance/reform (i.e., government effectiveness, public financial management, public expenditure, fiscal system reform)	11.9%
Natural resource management	7.5%
Gender equity (closing the gap between women and men, and boys and girls)	7.5%
Private sector development	7.5%
Social protection (e.g., pensions, targeted social assistance)	6.9%
Food security	6.9%
Disaster risk management	3.8%
National debt	3.8%
Water and sanitation	3.8%
Trade and exports	3.1%
Judiciary reform	3.1%
Urban development	2.5%
Information and communications technology	1.3%
Transport (e.g., roads, bridges, transportation)	1.3%
Financial markets	1.3%
Global/regional integration	1.3%
Climate change (e.g., mitigation, adaptation)	0.6%
Energy	0.6%

**A. Overall Context (continued)**

5. Please describe the direction Equatorial Guinea is moving in, when considering ... ?	N	Direction				
		Getting much worse	Getting somewhat worse	Staying the same	Getting somewhat better	Getting much better
1. Human development (e.g., health, education, and social protection)	151	13.9%	19.2%	31.8%	23.8%	11.3%
2. Equal opportunity for girls and boys, men and women	149	10.1%	21.5%	29.5%	26.8%	12.1%
3. Growing Equatorial Guinea's economy in a way that leads to jobs and employment	149	25.5%	30.2%	30.9%	8.1%	5.4%
4. The gap between the rich and the poor	144	32.6%	27.8%	29.2%	8.3%	2.1%
5. Making government more effective	134	14.9%	17.2%	36.6%	23.9%	7.5%
6. Anti-corruption	145	33.8%	20.7%	33.8%	10.3%	1.4%
7. Attracting new sources of foreign investment	145	13.8%	15.9%	37.9%	27.6%	4.8%

6. Listed below are global challenges. Which do you think have the most serious impact on Equatorial Guinea? (Choose no more than TWO)	Percentage of Respondents (Responses Combined; N=155)
Jobs/employment	55.5%
The gap between the rich and the poor	40.0%
National debt	18.1%
Trade constraints	15.5%
Climate change	12.9%
Migrants and refugees	12.9%
Terrorism	12.3%
Technology based disruption	9.0%
Environmental degradation	5.8%
Fragility in Equatorial Guinea or neighboring countries	5.2%
Geo political uncertainty	4.5%

7. When economic and/or social reform efforts fail or are slow to take place in Equatorial Guinea, which of the following would you attribute this to? (Choose no more than TWO)	Percentage of Respondents (Responses Combined; N=155)
Corruption	79.4%
Poor coordination within the government	30.3%
Inadequate level of capacity in the government	19.4%
Reforms are not well thought out in light of country challenges	12.9%
Inadequate level of government accountability	11.6%
Inadequate level of citizen/civil society participation	9.7%
Political pressures and obstacles	9.0%
Inadequate level of private sector participation	8.4%
Private sector involvement and/or influence	6.5%
Inadequate level of donor coordination	3.2%
Other	1.9%

**A. Overall Context (continued)**

8. To what extent do you trust each of the following groups to do what is right? (1-To no degree at all, 10-To a very significant degree)	Degree			
	N	DK	Mean	SD
1. The national/federal government	104	31	4.34	2.33
2. Bilateral organizations (e.g., DFID, JICA, GIZ, USAID)	73	52	4.89	2.06
3. The World Bank Group*	98	31	5.67	2.51
4. The International Monetary Fund	90	32	5.91	2.26
5. The United Nations (UN)	102	28	5.91	2.33
6. Regional development banks	89	38	5.00	2.32
7. Equatorial Guinea's Central Bank	101	28	5.04	2.31
8. International private sector	86	43	4.83	1.94
9. Domestic private sector	100	26	4.57	2.35
10. International civil society (e.g., NGOs, CBOs)	91	35	5.07	2.51
11. Domestic civil society (e.g., NGOs, CBOs)	90	35	4.48	2.28
12. Faith-based institutions	70	51	4.41	2.34
13. Domestic traditional media and their web presence (e.g., newspapers, TV stations, radio)	109	20	5.16	2.79
14. International media and their web presence	90	38	4.91	2.35
15. Web based media (i.e., blogs, social media, other web-based news and information sources)	89	39	5.47	2.55

9. To what extent do you trust private sector to engage in public service delivery in Equatorial Guinea?	Percentage of Respondents (N=138)
To a very low degree	31.9%
To a somewhat low degree	24.6%
To a somewhat high degree	18.8%
To a very high degree	10.1%
Don't know	14.5%

B. Overall Attitudes Toward the World Bank Group

Familiarity	N	DK	Mean	SD
1. How familiar are you with the work of the World Bank Group in Equatorial Guinea? (1-Not familiar at all, 10-Extremely familiar)	146	n/a	3.62	2.39

To what extent do you agree/disagree with the following statements about the World Bank Group's work in Equatorial Guinea? (1-Strongly disagree, 10-Strongly agree)	Level of Agreement			
	N	DK	Mean	SD
2. Overall the World Bank Group currently plays a relevant role in development in Equatorial Guinea*	110	45	5.09	2.60
3. The World Bank Group's work is aligned with what I consider the development priorities for Equatorial Guinea*	107	47	4.93	2.56

Effectiveness	N	DK	Mean	SD
4. Overall, please rate your impression of the World Bank Group's effectiveness in Equatorial Guinea.* (1-Not effective at all, 10-Very effective)	112	46	4.83	2.47

**B. Overall Attitudes Toward the World Bank Group (continued)**

Achieving Development Results	N	DK	Mean	SD
5. To what extent does the World Bank Group's work help to achieve development results in Equatorial Guinea?* (1-To no degree at all, 10-To a very significant degree)	109	49	4.94	2.37

Influencing the Development Agenda	N	DK	Mean	SD
6. To what extent does the World Bank Group influence the development agenda in Equatorial Guinea?* (1-To no degree at all, 10-To a very significant degree)	107	52	4.71	2.47

7. To what extent do you believe that the World Bank Group's work and support help the poorest people in Equatorial Guinea? (Select only ONE response)	Percentage of Respondents (N=158)
To a fully sufficient degree	5.7%
To a somewhat sufficient degree	16.5%
To a somewhat insufficient degree	29.7%
To a very insufficient degree	22.2%
Don't know	25.9%

8. When thinking about the World Bank Group's role in Equatorial Guinea, which activity do you VALUE the most? (Choose no more than TWO)	Percentage of Respondents (Responses Combined; N=155)
Implementation support	28.4%
Technical assistance	23.9%
Data and statistics	21.9%
Capacity development related to World Bank Group supported projects	20.6%
Donor coordination	20.6%
Policy advice, studies, analyses	20.0%
Financial resources	17.4%
Promoting knowledge sharing	16.8%
Mobilizing third party financial resources	9.7%
Bringing together different groups of stakeholders	9.0%
Other	1.3%

**B. Overall Attitudes Toward the World Bank Group (continued)**

9. Which of the following do you identify as the World Bank Group's greatest WEAKNESSES in its work in Equatorial Guinea? (Choose no more than TWO)	Percentage of Respondents (Responses Combined; N=156)
Staff too inaccessible	20.5%
Not adequately sensitive to political/social realities in Equatorial Guinea	18.6%
Too influenced by developed countries	17.3%
Not collaborating enough with private sector	17.3%
Not aligned with country priorities	14.7%
Don't know	14.7%
Not collaborating enough with civil society (e.g., NGOs, CBOs)	12.8%
Not sufficiently focused on sustainable results	12.2%
Not willing to honestly criticize policies and reform efforts in the country	11.5%
World Bank Group's processes too slow and complex	9.6%
Not collaborating enough with partners such as bilaterals, multilaterals, trust funds, UN	8.3%
Not enough public disclosure of its work	8.3%
Inadequate World Bank Group's staffing in Equatorial Guinea	7.1%
Arrogant in its approach	5.8%
Not adequately flexible	5.1%
Other	0.6%

**B. Overall Attitudes Toward the World Bank Group (continued)**

10. When thinking about how the World Bank Group can have the most impact on development results in Equatorial Guinea, which sectors do you believe the World Bank Group should prioritize with its resources (financial and knowledge services) in Equatorial Guinea? (Choose no more than THREE)	Percentage of Respondents (Responses Combined; N=162)
Education	46.3%
Health	42.6%
Job creation/employment	33.3%
Anti-corruption	22.8%
Agriculture and rural development	18.5%
Economic growth	17.3%
Public sector governance/reform (i.e., government effectiveness, public financial management, public expenditure, fiscal system reform)	16.7%
Private sector development	13.6%
Poverty reduction	12.3%
Equality of opportunity (i.e., social inclusion)	11.1%
Water and sanitation	9.3%
Food security	8.0%
Financial markets	6.8%
Natural resource management	4.9%
Judiciary reform	3.7%
Social protection (e.g., pensions, targeted social assistance)	3.1%
Urban development	3.1%
Trade and exports	3.1%
National debt	2.5%
Gender equity (closing the gap between women and men, and boys and girls)	1.9%
Information and communications technology	1.9%
Climate change (e.g., mitigation, adaptation)	1.9%
Global/regional integration	1.2%
Disaster risk management	0.6%
Energy	0.0%
Transport (e.g., roads, bridges, transportation)	0.0%

**C. World Bank Group's Work and Engagement on the Ground**

Staff Preparedness	N	DK	Mean	SD
1. To what extent do you believe the World Bank Group's staff is well prepared (e.g., skills mix and knowledge) to help Equatorial Guinea solve its most complicated development challenges? <i>(1-To no degree at all, 10-To a very significant degree)</i>	96	52	6.24	2.92

To what extent is the World Bank Group an effective development partner in Equatorial Guinea, in terms of each of the following? <i>(1-To no degree at all, 10-To a very significant degree)</i>	Degree			
	N	DK	Mean	SD
2. Responsiveness to needs*	108	40	5.06	2.38
3. Flexibility (in terms of the institution's products and services)*	84	56	4.62	2.08
4. Flexibility (in terms of changing country circumstances)*	94	48	4.99	2.46
5. Being inclusive*	84	57	4.71	2.28
6. Openness (sharing data and other information)*	100	43	4.86	2.68
7. Collaboration with the Government*	103	39	5.93	2.57
8. The speed in which it gets things accomplished on the ground*	86	53	4.81	2.49
9. Helping to bring discipline/effective supervision to implementation of investment projects*	90	51	5.08	2.58
10. Collaboration with civil society*	103	43	4.63	2.50
11. Staff accessibility*	90	48	4.68	2.39
12. Collaboration with other donors and development partners*	83	61	5.12	2.09
13. Collaboration with the private sector*	94	49	4.90	2.35
14. Straightforwardness and honesty*	91	52	5.01	2.79
15. Treating clients and stakeholders in Equatorial Guinea with respect*	90	55	5.90	2.80
16. Being a long-term partner*	87	58	6.05	2.82

To what extent do you agree/disagree with the following statements? <i>(1-Strongly disagree, 10-Strongly agree)</i>	Level of Agreement			
	N	DK	Mean	SD
17. The World Bank Group disburses funds promptly	91	62	4.27	2.31
18. The World Bank Group effectively monitors and evaluates the projects and programs it supports	102	50	5.90	2.74
19. The World Bank Group's approvals and reviews are done in a timely fashion	92	58	5.04	2.32
20. The World Bank Group's Environmental and Social Framework requirements are reasonable	95	55	5.78	2.49
21. The World Bank Group's conditions on its lending are reasonable	90	59	5.43	2.41
22. The World Bank Group takes decisions quickly in Equatorial Guinea*	90	59	4.57	2.26
23. Working with the World Bank Group increases Equatorial Guinea's institutional capacity	101	50	5.39	2.62
24. Where country systems (e.g., procurement, financial management, etc.) are adequate, the World Bank Group makes appropriate use of them*	82	70	5.43	2.45

Knowledge Services	N	DK	Mean	SD
25. To what extent do you agree that the World Bank Group meets Equatorial Guinea's needs for knowledge services (e.g., research, analysis, data, technical assistance)?* <i>(1-To no degree at all, 10-To a very significant degree)</i>	109	49	4.67	2.30

**C. World Bank Group's Work and Engagement on the Ground (continued)**

Reimbursable Advisory Services	N	DK	Mean	SD
26. To what extent do you believe that Equatorial Guinea received value for money from the World Bank Group's Reimbursable Advisory Services (RAS)? (1-To no degree at all, 10-To a very significant degree)	88	69	4.78	2.33

D. World Bank Group's Support in Development Areas

1. How EFFECTIVE do you believe the World Bank Group is in terms of the work it does in the following areas of development in Equatorial Guinea? (1-Not effective at all, 10-Very effective)	Effectiveness			
	N	DK	Mean	SD
1. Private sector development (including business climate)	71	83	4.32	1.98
2. Public sector governance/reform (i.e., government effectiveness)	86	69	4.45	2.03
3. Poverty reduction	94	59	3.95	2.28
4. Economic growth	97	54	4.38	2.32
5. Macroeconomics and fiscal management	78	75	4.40	2.02
6. National statistical system development	78	75	5.41	2.66

2. From your perspective, which of the following best describes the World Bank Group's current emphasis on investing in human capital (e.g., education, health, social protection)?	Percentage of Respondents (N=153)
Increased its emphasis recently	6.5%
Decreased its emphasis recently	15.7%
Emphasis has remained pretty consistent over time	16.3%
Don't know	61.4%

E. World Bank Group's Knowledge Work and Activities

1. How frequently do you consult World Bank Group's knowledge work and activities in the work you do?	Percentage of Respondents (N=150)
Weekly	5.3%
Monthly	6.0%
A few times a year	24.0%
Rarely	28.0%
Never	36.7%

**E. World Bank Group's Knowledge Work and Activities (continued)**

In Equatorial Guinea, to what extent do you believe that the World Bank Group's knowledge work and activities: <i>(1-To no degree at all, 10-To a very significant degree)</i>	Degree			
	N	DK	Mean	SD
2. Are timely	98	48	5.87	2.77
3. Include appropriate level of stakeholder involvement during preparation	87	57	5.24	2.13
4. Lead to practical solutions	99	46	5.30	2.53
5. Are source of relevant information on global good practices	88	53	5.76	2.64
6. Are adequately disseminated	85	57	5.21	2.41
7. Are translated enough into local language	89	53	6.02	2.62
8. Are adaptable to Equatorial Guinea's specific development challenges and country circumstances*	90	57	5.88	2.73
Overall Evaluations				
9. Overall, how significant a contribution do you believe the World Bank Group's knowledge work and activities make to development results in your country?* <i>(1-Not significant at all, 10-Very significant)</i>	106	45	5.47	2.68
10. Overall, how would you rate the technical quality of the World Bank Group's knowledge work and activities?* <i>(1-Very low technical quality, 10-Very high technical quality)</i>	102	50	5.69	2.47

F. The Future Role of the World Bank Group in Equatorial Guinea

1. Which of the following SHOULD the World Bank Group do to make itself of greater value in Equatorial Guinea? <i>(Choose no more than TWO)</i>	Percentage of Respondents (Responses Combined; N=151)
Increase the level of capacity development in the country	30.5%
Work faster	26.5%
Engage more effectively with private sector	21.2%
Collaborate more effectively with Government clients (e.g., national, state, local)	13.9%
Offer more innovative knowledge products and services	13.9%
Provide more adequate data/knowledge/statistics/figures on Equatorial Guinea's economy	12.6%
Offer more innovative financial products and services	11.9%
Improve the quality of its experts as related to Equatorial Guinea's specific challenges	10.6%
Engage more effectively with civil society (e.g., NGOs, CBOs)	9.3%
Ensure greater selectivity in its work	8.6%
Engage more directly with beneficiaries	8.6%
Help to bring discipline/effective supervision to implementation of World Bank Group projects	7.9%
Engage more effectively with partners such as bilaterals, multilaterals, trust funds, UN	6.0%
Reduce the complexity of obtaining World Bank Group financing	5.3%
Other	4.0%
Increase availability of Reimbursable Advisory Services (RAS)	3.3%

**F. The Future Role of the World Bank Group in Equatorial Guinea (continued)**

2. In addition to the regular relations with the national government, which TWO of the following groups should the World Bank Group collaborate with more in your country? (Choose no more than TWO)	Percentage of Respondents (Responses Combined; N=151)
Youth/university groups	66.9%
Private sector	27.8%
Academia/think tanks/research institutes	27.8%
Parliament	19.2%
Local government	15.2%
Don't know	11.9%
NGOs/Community Based Organizations	10.6%
Media	5.3%
Beneficiaries	4.6%
Donor community	2.6%
Other	2.0%

G. Communication and Information Sharing

1. How frequently do you interact with the World Bank Group now in Equatorial Guinea?	Percentage of Respondents (N=154)
Never	61.7%
Less than once a year	7.1%
Once a year to a few times a year	16.9%
Less than once a month	1.9%
At least once a month	9.7%
At least once a week	2.6%

2. How do you get most of your information about economic and social development issues in Equatorial Guinea? (Choose no more than TWO)	Percentage of Respondents (Responses Combined; N=155)
Local television	48.4%
Local radio	34.8%
Internet	34.8%
Social media (e.g., blogs, Facebook, Twitter, YouTube, Flickr)	23.2%
International television	12.3%
Periodicals	9.7%
Other	9.7%
International newspapers	9.0%
International radio	8.4%
Local newspapers	1.3%

3. How would you prefer to receive information from the World Bank Group? (Choose no more than TWO)	Percentage of Respondents (Responses Combined; N=151)
World Bank Group's seminars/workshops/conferences	49.7%
Direct contact with World Bank Group (i.e., face to face meetings/discussions)	35.1%
World Bank Group's publications and other written materials	34.4%
e-Newsletters	25.2%
World Bank Group's website	19.9%
Social media (e.g., blogs, Facebook, Twitter, YouTube, Flickr)	19.2%
Webinars or online events hosted by the World Bank Group	9.3%

**G. Communication and Information Sharing (continued)**

4. Which Internet connection do you use primarily when visiting a World Bank Group website? (Select only ONE response)	Percentage of Respondents (N=121)
High speed/WiFi	71.1%
Dial-up	28.9%

5. What do you use primarily when visiting a World Bank Group website? (Select only ONE response)	Percentage of Respondents (N=140)
Computer/laptop	35.0%
Phone	31.4%
I never visit the WBG websites	30.7%
Tablet	2.9%

6. Over the past SIX MONTHS, on average how often did you do any of the following related to the World Bank Group (WBG)?	N	Percentage of Respondents			
		Every few days	Every few weeks	Every few months	Not at all
Read, viewed or heard a story about the WBG in local media (newspaper, magazine, TV, radio)	150	10.0%	18.0%	30.7%	41.3%
Read, viewed or heard a story about the WBG in global media (newspaper, magazine, TV, radio)	149	8.7%	24.2%	28.9%	38.3%
Interacted with the WBG on Social Media (e.g., read a post or tweet, liked, commented, shared, retweeted)	146	9.6%	8.9%	16.4%	65.1%
Visited a WBG website (e.g., read a blog, used data)	143	7.0%	12.6%	30.8%	49.7%
Attended an event/conference hosted by the WBG	142	4.2%	9.2%	14.8%	71.8%
Watched a webinar or online event hosted by the WBG	148	3.4%	14.2%	20.3%	62.2%
Read some or all of a WBG research paper or publication	145	6.9%	13.8%	23.4%	55.9%
Met professionally with WBG staff	144	4.9%	11.8%	11.1%	72.2%
Read a WBG e-newsletter	147	8.8%	7.5%	23.1%	60.5%



H. Background Information

1. Which of the following best describes your current affiliation? (Select only ONE response)	Percentage of Respondents (N=143)
Other	15.4%
Employee of Ministry, Ministerial Department, Implementation Agency	14.0%
State-Owned Enterprise	10.5%
Private Sector Organization	9.8%
Academia/Research Institute/Think Tank	7.7%
Independent Government Institution (i.e., regulatory agency, central bank/oversight institution)	6.3%
Youth Group	6.3%
Office of Minister	4.9%
Office of Parliamentarian	4.9%
Financial Sector/Private Bank	4.2%
Project Management Unit (PMU) overseeing implementation of WBG project/Consultant/Contractor working on WBG supported project/program	3.5%
Local Government Office or Staff	2.8%
Judicial System (e.g., courts)	2.8%
Bilateral Agency (e.g., embassy, diplomatic, military)	2.1%
Private Foundation (e.g., Bill & Melinda Gates Foundation, Rockefeller Foundation)	1.4%
NGO/Community Based Organization	1.4%
Trade Union	1.4%
Office of the President, Prime Minister	0.7%
Multilateral Agency (UN, regional development bank)	0.0%
Faith-Based Group	0.0%
Media (press, radio, TV, web, etc.)	0.0%

**H. Background Information (continued)**

2. Please identify the primary specialization of your work. (Select only ONE response)	Percentage of Respondents (N=146)
Education	28.8%
Other	11.6%
Governance, anti-corruption	10.3%
Tourism	6.8%
Finance and markets	6.8%
Jobs	6.2%
Generalist (specialized in multiple sectors)	5.5%
Digital development and technology (ICT)	3.4%
Trade and competitiveness	2.7%
Poverty	2.1%
Macroeconomics, fiscal management	2.1%
Health, nutrition	2.1%
Environment, natural resources	2.1%
Water, sanitation	2.1%
Energy	1.4%
Agriculture, rural development	1.4%
Urban development	1.4%
Transport	1.4%
Social protection	0.7%
Climate change	0.7%
Gender	0.7%
Fragility, conflict, violence, refugees	0.0%
Demographics, migration	0.0%
Communications, public affairs	0.0%

3. Currently, do you professionally collaborate/work with the World Bank Group (IBRD, IFC, MIGA, ICSID) in your country?	Percentage of Respondents (N=144)
Yes	19.4%
No	80.6%

4. If yes, which of the following agencies of the World Bank Group do you primarily collaborate/work with in Equatorial Guinea? (Select only ONE response)	Percentage of Respondents (N=28)
The International Finance Corporation (IFC)	42.9%
The World Bank (IBRD)	28.6%
The Multilateral Investment Guarantee Agency (MIGA)	25.0%
International Centre for Settlement of Investment Disputes (ICSID)	3.6%

5. Do your projects involve both the World Bank and the IFC?	Percentage of Respondents (N=28)
Yes	53.6%
No	46.4%

**H. Background Information (continued)**

6. Which of the following describes most of your exposure to the World Bank Group in Equatorial Guinea? (Choose no more than TWO)	Percentage of Respondents (Responses Combined; N=125)
Observer (i.e., follow in media, discuss in informal conversations, etc.)	43.2%
Use World Bank Group website for information, data, research, etc.	38.4%
Use World Bank Group reports/data	26.4%
Engage in World Bank Group related/sponsored events/activities	18.4%
Collaborate as part of my professional duties	18.4%

7. What's your gender?	Percentage of Respondents (N=160)
Female	46.3%
Male	53.8%

8. What's your age?	Percentage of Respondents (N=159)
25 and under	40.9%
26-35	26.4%
36-45	20.1%
46-55	8.8%
56 and above	3.8%

9. Which best represents your geographic location?	Percentage of Respondents (N=153)
Malabo	97.4%
Bata	1.3%
Other	1.3%



Appendix B: Responses to Selected Questions by Stakeholder Groups²

- Office of the President/Prime Minister/Minister N=8 ● Office of Parliamentarian N=7 ● Employee of a Ministry/PMU/Consultant on WBG N=25
- Independent Government Institution N=9 ● State-Owned Enterprise N=15 ● Private Sector/Financial Sector/Private Bank N=20 ● CSO N=15
- Academia/Research Institute/Think Tank (Academia) N=11 ● Other³ N=33

A. Overall Context

In general, would you say that Equatorial Guinea is headed in ... ?

Percentage of Respondents	Office of the President/Prime Minister/Minister	Office of Parliamentarian	Employee of a Ministry/PMU/Consultant on WBG Project	Independent Government Institution	State-Owned Enterprise	Private Sector/Financial Sector/Private Bank	CSO	Academia	Other
The right direction	12.5%	33.3%	24.0%	37.5%	26.7%	10.0%	6.7%	27.3%	17.2%
The wrong direction	75.0%	50.0%	36.0%	25.0%	26.7%	45.0%	53.3%	54.5%	44.8%
Not sure	12.5%	16.7%	40.0%	37.5%	46.7%	45.0%	40.0%	18.2%	37.9%

² Only 144 respondents provided information about their current positions. Therefore, only these respondents were included in the across-stakeholder analysis presented in this appendix.

³ Includes the following categories: Local Government Office or Staff (N=4), Judicial System (N=4), Bilateral Agency (N=3), and Other (N=22).

**A. Overall Context (continued)**

Listed below are a number of development priorities in Equatorial Guinea. Please identify which of the following you consider the most important development priorities in Equatorial Guinea. (Choose no more than THREE)

Percentage of Respondents (Responses combined)	Office of the President/Prime Minister/Minister	Office of Parliamentarian	Employee of a Ministry/ PMU/Consultant on WBG Project	Independent Government Institution	State-Owned Enterprise	Private Sector/ Financial Sector/ Private Bank	CSO	Academia	Other
Public sector governance/reform*	12.5%	14.3%	16.0%	22.2%	20.0%	60.0%	0.0%	40.0%	15.6%
Gender equity	0.0%	28.6%	12.0%	0.0%	0.0%	15.0%	13.3%	10.0%	9.4%
Private sector development	0.0%	0.0%	12.0%	22.2%	26.7%	0.0%	6.7%	20.0%	3.1%
Education	62.5%	42.9%	68.0%	55.6%	33.3%	60.0%	60.0%	40.0%	68.8%
Financial markets*	0.0%	0.0%	0.0%	0.0%	20.0%	0.0%	0.0%	0.0%	6.3%
Health*	87.5%	42.9%	60.0%	44.4%	33.3%	25.0%	26.7%	20.0%	56.3%
Global/regional integration	0.0%	14.3%	0.0%	0.0%	6.7%	0.0%	6.7%	10.0%	0.0%
Food security	0.0%	0.0%	0.0%	0.0%	0.0%	5.0%	13.3%	0.0%	3.1%
Urban development	0.0%	14.3%	8.0%	0.0%	13.3%	0.0%	13.3%	10.0%	3.1%
Social protection	0.0%	0.0%	0.0%	0.0%	6.7%	10.0%	0.0%	10.0%	0.0%
Water and sanitation	0.0%	14.3%	0.0%	0.0%	6.7%	0.0%	20.0%	0.0%	9.4%
Job creation/employment	12.5%	14.3%	20.0%	22.2%	13.3%	15.0%	26.7%	30.0%	12.5%
Energy	0.0%	0.0%	4.0%	0.0%	0.0%	0.0%	6.7%	10.0%	9.4%
Natural resource management	25.0%	0.0%	4.0%	0.0%	20.0%	10.0%	0.0%	20.0%	12.5%
Transport	0.0%	0.0%	4.0%	11.1%	0.0%	0.0%	6.7%	10.0%	3.1%
Agriculture and rural development	12.5%	14.3%	24.0%	22.2%	6.7%	10.0%	13.3%	10.0%	18.8%
Trade and exports	0.0%	14.3%	0.0%	0.0%	0.0%	0.0%	0.0%	0.0%	6.3%
Information and communications technology	0.0%	0.0%	4.0%	11.1%	6.7%	0.0%	20.0%	0.0%	3.1%
Equality of opportunity*	50.0%	0.0%	8.0%	11.1%	0.0%	20.0%	13.3%	0.0%	6.3%
Climate change	0.0%	0.0%	0.0%	0.0%	0.0%	0.0%	0.0%	0.0%	0.0%
Poverty reduction	12.5%	14.3%	0.0%	0.0%	13.3%	0.0%	0.0%	10.0%	3.1%
Anti-corruption	0.0%	0.0%	32.0%	55.6%	20.0%	40.0%	33.3%	40.0%	18.8%
National debt*	12.5%	28.6%	0.0%	0.0%	6.7%	0.0%	0.0%	0.0%	0.0%
Economic growth	0.0%	14.3%	16.0%	11.1%	20.0%	5.0%	13.3%	10.0%	9.4%
Disaster risk management	0.0%	0.0%	0.0%	0.0%	0.0%	0.0%	0.0%	0.0%	0.0%
Judiciary reform	0.0%	14.3%	4.0%	11.1%	6.7%	15.0%	0.0%	0.0%	12.5%

*Significantly different between stakeholder groups



A. Overall Context (continued)

When economic and/or social reform efforts fail or are slow to take place in Equatorial Guinea, which of the following would you attribute this to?
(Choose no more than TWO)

Percentage of Respondents (Responses combined)	Office of the President/Prime Minister/Minister	Office of Parliamentarian	Employee of a Ministry/ PMU/Consultant on WBG Project	Independent Government Institution	State-Owned Enterprise	Private Sector/ Financial Sector/ Private Bank	CSO	Academia	Other
Poor coordination within the government	37.5%	71.4%	20.0%	33.3%	18.2%	25.0%	42.9%	18.2%	36.7%
Corruption	87.5%	57.1%	76.0%	66.7%	81.8%	90.0%	64.3%	81.8%	86.7%
Inadequate level of private sector participation*	0.0%	0.0%	28.0%	11.1%	27.3%	10.0%	0.0%	0.0%	0.0%
Inadequate level of donor coordination	0.0%	0.0%	0.0%	0.0%	0.0%	0.0%	0.0%	9.1%	13.3%
Reforms are not well thought out in light of country challenges	12.5%	0.0%	24.0%	11.1%	9.1%	15.0%	14.3%	18.2%	13.3%
Private sector involvement and/or influence	12.5%	14.3%	4.0%	0.0%	0.0%	0.0%	7.1%	0.0%	6.7%
Inadequate level of government accountability	0.0%	14.3%	4.0%	22.2%	9.1%	20.0%	14.3%	27.3%	3.3%
Inadequate level of capacity in the government	37.5%	28.6%	12.0%	11.1%	18.2%	25.0%	14.3%	9.1%	16.7%
Political pressures and obstacles	12.5%	14.3%	8.0%	22.2%	9.1%	10.0%	7.1%	0.0%	10.0%
Inadequate level of citizen/civil society participation	0.0%	0.0%	12.0%	11.1%	9.1%	5.0%	21.4%	9.1%	6.7%
Other	0.0%	0.0%	4.0%	0.0%	0.0%	0.0%	7.1%	0.0%	0.0%

*Significantly different between stakeholder groups

	Office of the President/Prime Minister/Minister		Office of Parliamentarian		Employee of a Ministry/PMU/Consultant on WBG Project		Independent Government Institution		State-Owned Enterprise		Private Sector/ Financial Sector/ Private Bank		CSO		Academia		Other	
	N	Mean	N	Mean	N	Mean	N	Mean	N	Mean	N	Mean	N	Mean	N	Mean	N	Mean
To what extent do you trust the World Bank Group to do what is right?	6	4.67	7	4.43	15	6.00	6	5.17	10	5.00	13	4.77	5	6.80	6	7.17	19	5.79

(1-To no degree at all, 10-To a very significant degree)

**B. Overall Attitudes Toward the World Bank Group**

	Office of the President/Prime Minister/Minister		Office of Parliamentarian		Employee of a Ministry/PMU/Consultant on WBG Project		Independent Government Institution		State-Owned Enterprise		Private Sector/ Financial Sector/ Private Bank		CSO		Academia		Other	
	N	Mean	N	Mean	N	Mean	N	Mean	N	Mean	N	Mean	N	Mean	N	Mean	N	Mean
How familiar are you with the work of the World Bank Group in Equatorial Guinea?	8	3.50	7	3.43	24	4.38	9	4.56	15	3.53	19	3.53	13	3.69	8	3.00	27	3.00

(1-Not familiar at all, 10-Extremely familiar)

To what extent do you agree/disagree with the following statements about the World Bank Group's work in Equatorial Guinea? (1-Strongly disagree, 10-Strongly agree)

	Office of the President/Prime Minister/Minister		Office of Parliamentarian		Employee of a Ministry/PMU/Consultant on WBG Project		Independent Government Institution		State-Owned Enterprise		Private Sector/ Financial Sector/ Private Bank		CSO		Academia		Other	
	N	Mean	N	Mean	N	Mean	N	Mean	N	Mean	N	Mean	N	Mean	N	Mean	N	Mean
Overall the World Bank Group currently plays a relevant role in development in Equatorial Guinea	6	3.83	6	3.67	19	6.32	6	6.67	8	5.25	13	5.00	11	6.45	8	3.75	21	5.05
The World Bank Group's work is aligned with what I consider the development priorities for Equatorial Guinea	6	3.50	5	3.80	18	5.06	5	7.20	9	4.67	14	4.86	11	5.27	8	5.75	17	5.53

	Office of the President/Prime Minister/Minister		Office of Parliamentarian		Employee of a Ministry/PMU/Consultant on WBG Project		Independent Government Institution		State-Owned Enterprise		Private Sector/ Financial Sector/ Private Bank		CSO		Academia		Other	
	N	Mean	N	Mean	N	Mean	N	Mean	N	Mean	N	Mean	N	Mean	N	Mean	N	Mean
Overall, please rate your impression of the World Bank Group's effectiveness in Equatorial Guinea.	7	4.14	6	3.67	18	5.44	6	6.67	10	3.50	13	4.85	10	5.00	7	4.29	22	5.05

(1-Not effective at all, 10-Very effective)

**B. Overall Attitudes Toward the World Bank Group (continued)**

	Office of the President/Prime Minister/Minister		Office of Parliamentarian		Employee of a Ministry/PMU/Consultant on WBG Project		Independent Government Institution		State-Owned Enterprise		Private Sector/Financial Sector/Private Bank		CSO		Academia		Other	
	N	Mean	N	Mean	N	Mean	N	Mean	N	Mean	N	Mean	N	Mean	N	Mean	N	Mean
To what extent does the World Bank Group's work help to achieve development results in Equatorial Guinea?	7	4.14	6	4.17	18	5.33	6	6.33	10	4.30	12	5.42	8	4.63	8	5.88	20	4.85

(1-To no degree at all, 10-To a very significant degree)

	Office of the President/Prime Minister/Minister		Office of Parliamentarian		Employee of a Ministry/PMU/Consultant on WBG Project		Independent Government Institution		State-Owned Enterprise		Private Sector/Financial Sector/Private Bank		CSO		Academia		Other	
	N	Mean	N	Mean	N	Mean	N	Mean	N	Mean	N	Mean	N	Mean	N	Mean	N	Mean
To what extent does the World Bank Group influence the development agenda in Equatorial Guinea?	7	4.29	6	3.83	19	5.26	5	5.80	10	4.80	11	5.82	10	4.50	5	5.20	21	4.52

(1-To no degree at all, 10-To a very significant degree)

**B. Overall Attitudes Toward the World Bank Group (continued)**

When thinking about how the World Bank Group can have the most impact on development results in Equatorial Guinea, which sectors do you believe the World Bank Group should prioritize with its resources (financial and knowledge services) in Equatorial Guinea? (Choose no more than THREE)

Percentage of Respondents (Responses combined)	Office of the President/Prime Minister/Minister	Office of Parliamentarian	Employee of a Ministry/ PMU/Consultant on WBG Project	Independent Government Institution	State-Owned Enterprise	Private Sector/ Financial Sector/ Private Bank	CSO	Academia	Other
Financial markets	0.0%	14.3%	8.3%	0.0%	0.0%	5.0%	20.0%	10.0%	6.1%
Water and sanitation	0.0%	14.3%	4.2%	11.1%	0.0%	10.0%	0.0%	0.0%	18.2%
Public sector governance/reform*	25.0%	14.3%	8.3%	22.2%	13.3%	45.0%	0.0%	30.0%	12.1%
Job creation/employment	37.5%	28.6%	37.5%	33.3%	6.7%	25.0%	33.3%	60.0%	33.3%
Health*	50.0%	100.0%	37.5%	44.4%	46.7%	30.0%	40.0%	0.0%	39.4%
Social protection	0.0%	0.0%	4.2%	0.0%	0.0%	15.0%	0.0%	0.0%	3.0%
Gender equity	0.0%	0.0%	4.2%	0.0%	0.0%	0.0%	0.0%	0.0%	0.0%
Private sector development	0.0%	0.0%	16.7%	11.1%	13.3%	30.0%	6.7%	30.0%	6.1%
Education*	50.0%	57.1%	79.2%	22.2%	73.3%	35.0%	40.0%	20.0%	36.4%
Food security	0.0%	0.0%	4.2%	22.2%	20.0%	5.0%	13.3%	0.0%	12.1%
Global/regional integration	0.0%	0.0%	0.0%	0.0%	6.7%	0.0%	0.0%	10.0%	0.0%
Energy	0.0%	0.0%	0.0%	0.0%	0.0%	0.0%	0.0%	0.0%	0.0%
Urban development	12.5%	0.0%	0.0%	0.0%	0.0%	0.0%	0.0%	20.0%	6.1%
Information and communications technology	0.0%	0.0%	4.2%	11.1%	0.0%	0.0%	6.7%	0.0%	0.0%
Economic growth	25.0%	0.0%	4.2%	11.1%	26.7%	20.0%	6.7%	30.0%	18.2%
Climate change	12.5%	0.0%	0.0%	0.0%	0.0%	0.0%	0.0%	0.0%	3.0%
Disaster risk management	0.0%	0.0%	4.2%	0.0%	0.0%	0.0%	0.0%	0.0%	0.0%
Equality of opportunity	25.0%	0.0%	16.7%	11.1%	0.0%	10.0%	26.7%	0.0%	6.1%
Transport	0.0%	0.0%	0.0%	0.0%	0.0%	0.0%	0.0%	0.0%	0.0%
Agriculture and rural development*	37.5%	57.1%	12.5%	11.1%	13.3%	0.0%	13.3%	40.0%	27.3%
Trade and exports	12.5%	0.0%	0.0%	0.0%	6.7%	0.0%	0.0%	0.0%	6.1%
Natural resource management	0.0%	0.0%	4.2%	0.0%	6.7%	5.0%	0.0%	0.0%	15.2%
National debt	0.0%	0.0%	0.0%	0.0%	6.7%	0.0%	0.0%	0.0%	6.1%
Poverty reduction	0.0%	0.0%	8.3%	11.1%	6.7%	0.0%	26.7%	30.0%	15.2%
Anti-corruption*	12.5%	0.0%	33.3%	66.7%	26.7%	25.0%	33.3%	0.0%	15.2%
Judiciary reform	0.0%	0.0%	0.0%	11.1%	6.7%	15.0%	0.0%	0.0%	3.0%

*Significantly different between stakeholder groups



C. World Bank Group's Work and Engagement on the Ground

To what extent is the World Bank Group an effective development partner in Equatorial Guinea, in terms of each of the following?

(1-To no degree at all, 10-To a very significant degree)

	Office of the President/Prime Minister/Minister		Office of Parliamentarian		Employee of a Ministry/PMU/Consultant on WBG Project		Independent Government Institution		State-Owned Enterprise		Private Sector/ Financial Sector/ Private Bank		CSO		Academia		Other	
	N	Mean	N	Mean	N	Mean	N	Mean	N	Mean	N	Mean	N	Mean	N	Mean	N	Mean
Responsiveness to needs	5	5.00	7	3.57	15	5.60	8	6.63	7	4.43	17	4.00	5	6.00	8	6.00	16	4.75
Flexibility (in terms of the institution's products and services)	8	3.88	4	3.25	15	5.33	3	6.33	6	4.33	12	4.83	6	3.67	6	5.17	14	4.00
Flexibility (in terms of changing country circumstances)	8	3.75	7	3.14	15	6.07	3	5.67	5	5.60	14	4.86	8	4.25	7	6.29	16	4.69
Being inclusive	7	4.29	6	4.17	15	5.47	7	4.86	5	4.20	12	5.42	4	3.00	5	5.80	14	4.21
Openness (sharing data and other information)*	8	4.63	5	4.20	18	6.44	7	6.14	5	6.40	16	5.06	6	2.17	8	4.38	17	3.65
Collaboration with the Government	6	4.67	5	3.80	16	6.69	7	6.86	7	6.00	14	6.21	8	6.00	8	7.38	21	5.81
The speed in which it gets things accomplished on the ground	4	4.25	4	5.00	14	4.71	4	6.00	5	5.00	13	5.00	7	4.43	7	4.29	19	4.58
Helping to bring discipline/effective supervision to implementation of investment projects	4	4.75	5	4.80	15	5.80	3	5.67	7	4.57	15	5.40	8	4.50	6	6.83	18	4.50
Collaboration with civil society	7	4.57	6	4.00	15	5.13	6	5.17	6	3.50	16	5.25	8	4.00	7	4.00	19	4.58
Staff accessibility	8	5.38	7	4.29	13	5.00	5	6.00	5	3.80	17	5.35	5	3.20	6	4.17	16	3.94
Collaboration with other donors and development partners	8	4.63	7	4.86	11	5.73	4	4.75	5	3.60	15	5.80	6	5.67	5	6.20	14	4.86
Collaboration with the private sector	7	4.86	6	4.33	14	5.07	5	5.20	5	3.80	17	5.88	7	4.71	7	4.14	16	4.81
Straightforwardness and honesty	7	4.57	5	3.60	11	4.64	6	5.17	5	5.00	15	6.20	8	4.63	6	5.33	19	5.11
Treating clients and stakeholders in Equatorial Guinea with respect*	8	3.75	5	4.40	14	6.36	5	6.40	5	5.60	15	7.93	5	5.60	5	6.80	18	5.67
Being a long-term partner*	7	4.71	4	3.00	16	6.88	4	7.00	4	6.25	17	7.06	3	3.00	6	7.33	19	5.89

*Significantly different between stakeholder groups

**C. World Bank Group's Work and Engagement on the Ground (continued)**

To what extent do you agree/disagree with the following statements? (1- Strongly disagree, 10- Strongly agree)

	Office of the President/Prime Minister/Minister		Office of Parliamentarian		Employee of a Ministry/PMU/Consultant on WBG Project		Independent Government Institution		State-Owned Enterprise		Private Sector/ Financial Sector/ Private Bank		CSO		Academia		Other	
	N	Mean	N	Mean	N	Mean	N	Mean	N	Mean	N	Mean	N	Mean	N	Mean	N	Mean
The World Bank Group takes decisions quickly in Equatorial Guinea	6	4.83	6	3.50	16	4.63	4	5.00	5	4.80	11	4.64	6	3.50	6	4.33	22	5.18
Where country systems are adequate, the World Bank Group makes appropriate use of them	8	4.50	3	2.67	15	5.73	3	4.00	4	7.25	13	5.69	4	5.25	6	5.67	19	6.32

	Office of the President/Prime Minister/Minister		Office of Parliamentarian		Employee of a Ministry/PMU/Consultant on WBG Project		Independent Government Institution		State-Owned Enterprise		Private Sector/ Financial Sector/ Private Bank		CSO		Academia		Other	
	N	Mean	N	Mean	N	Mean	N	Mean	N	Mean	N	Mean	N	Mean	N	Mean	N	Mean
To what extent do you agree that the World Bank Group meets Equatorial Guinea's needs for knowledge services?	8	3.88	6	3.50	18	5.94	7	5.57	9	3.89	13	4.77	8	4.50	6	5.83	21	4.52

(1- Strongly disagree, 10- Strongly agree)

D. World Bank Group's Support in Development Areas

From your perspective, which of the following best describes the World Bank Group's current emphasis on investing in human capital (e.g., education, health, social protection)?*

Percentage of Respondents	Office of the President/Prime Minister/Minister	Office of Parliamentarian	Employee of a Ministry/ PMU/Consultant on WBG Project	Independent Government Institution	State-Owned Enterprise	Private Sector/ Financial Sector/ Private Bank	CSO	Academia	Other
Increased its emphasis recently	12.5%	16.7%	5.0%	0.0%	0.0%	15.0%	7.1%	0.0%	3.0%
Decreased its emphasis recently	25.0%	33.3%	20.0%	11.1%	7.1%	10.0%	0.0%	9.1%	18.2%
Emphasis has remained pretty consistent over time	12.5%	0.0%	25.0%	11.1%	21.4%	30.0%	21.4%	27.3%	9.1%
Don't know	50.0%	50.0%	50.0%	77.8%	71.4%	45.0%	71.4%	63.6%	69.7%



E. World Bank Group's Knowledge Work and Activities

How frequently do you consult World Bank Group's knowledge work and activities in the work you do?

Percentage of Respondents	Office of the President/Prime Minister/Minister	Office of Parliamentarian	Employee of a Ministry/ PMU/Consultant on WBG Project	Independent Government Institution	State-Owned Enterprise	Private Sector/ Financial Sector/ Private Bank	CSO	Academia	Media	Other
Weekly	0.0%	0.0%	4.2%	0.0%	9.1%	10.0%	6.7%	0.0%	6.5%	0.0%
Monthly	0.0%	0.0%	8.3%	37.5%	9.1%	0.0%	0.0%	10.0%	0.0%	0.0%
A few times a year	12.5%	16.7%	29.2%	37.5%	27.3%	20.0%	33.3%	20.0%	19.4%	12.5%
Rarely	62.5%	33.3%	29.2%	12.5%	9.1%	35.0%	13.3%	30.0%	29.0%	62.5%
Never	25.0%	50.0%	29.2%	12.5%	45.5%	35.0%	46.7%	40.0%	45.2%	25.0%

In Equatorial Guinea, to what extent do you believe that the World Bank Group's knowledge work and activities:

	Office of the President/Prime Minister/Minister		Office of Parliamentarian		Employee of a Ministry/PMU/Consultant on WBG Project		Independent Government Institution		State-Owned Enterprise		Private Sector/ Financial Sector/ Private Bank		CSO		Academia		Other	
	N	Mean	N	Mean	N	Mean	N	Mean	N	Mean	N	Mean	N	Mean	N	Mean	N	Mean
are adaptable to Equatorial Guinea's specific development challenges and country circumstances*	6	4.17	4	4.75	18	6.56	7	7.71	4	5.75	17	7.47	6	7.17	6	5.00	12	4.50

(1-To no degree at all, 10-To a very significant degree) *Significantly different between stakeholder groups

	Office of the President/Prime Minister/Minister		Office of Parliamentarian		Employee of a Ministry/PMU/Consultant on WBG Project		Independent Government Institution		State-Owned Enterprise		Private Sector/ Financial Sector/ Private Bank		CSO		Academia		Other	
	N	Mean	N	Mean	N	Mean	N	Mean	N	Mean	N	Mean	N	Mean	N	Mean	N	Mean
Overall, how significant a contribution do you believe the World Bank Group's knowledge work and activities make to development results in your country?	7	4.29	6	5.83	18	5.50	7	7.14	3	6.33	13	6.77	12	4.42	7	6.43	22	5.23
Overall, how would you rate the technical quality of the World Bank Group's knowledge work and activities?	7	4.71	4	6.25	20	6.45	7	7.29	5	6.80	12	6.17	10	5.80	7	5.14	20	5.10

(1-Not significant at all, 10-Very significant; 1-Very low technical quality, 10-Very high technical quality)



F. The Future Role of The World Bank Group in Equatorial Guinea

Which of the following SHOULD the World Bank Group do to make itself of greater value in Equatorial Guinea? (Choose no more than TWO)

Percentage of Respondents (Responses combined)	Office of the President/Prime Minister/Minister	Office of Parliamentarian	Employee of a Ministry/ PMU/Consultant on WBG Project	Independent Government Institution	State-Owned Enterprise	Private Sector/ Financial Sector/ Private Bank	CSO	Academia	Other
Engage more effectively with private sector	12.5%	20.0%	17.4%	55.6%	26.7%	36.8%	13.3%	20.0%	15.2%
Work faster*	37.5%	60.0%	13.0%	11.1%	53.3%	5.3%	26.7%	20.0%	39.4%
Collaborate more effectively with Government clients (e.g., national, state, local)	37.5%	0.0%	21.7%	11.1%	6.7%	10.5%	20.0%	0.0%	9.1%
Offer more innovative knowledge products and services	12.5%	0.0%	21.7%	0.0%	0.0%	21.1%	6.7%	0.0%	21.2%
Reduce the complexity of obtaining World Bank Group financing	0.0%	20.0%	8.7%	0.0%	6.7%	15.8%	0.0%	10.0%	0.0%
Help to bring discipline/effective supervision to implementation of World Bank Group projects	12.5%	0.0%	0.0%	11.1%	0.0%	15.8%	13.3%	10.0%	12.1%
Engage more effectively with partners such as bilaterals, multilaterals, trust funds, UN	25.0%	0.0%	4.3%	0.0%	6.7%	5.3%	6.7%	10.0%	0.0%
Increase availability of Reimbursable Advisory Services (RAS)	0.0%	0.0%	8.7%	0.0%	6.7%	0.0%	0.0%	0.0%	6.1%
Ensure greater selectivity in its work	12.5%	20.0%	4.3%	11.1%	20.0%	5.3%	0.0%	20.0%	9.1%
Provide more adequate data/knowledge/statistics/figures on Equatorial Guinea's economy	0.0%	20.0%	34.8%	11.1%	0.0%	10.5%	20.0%	10.0%	9.1%
Offer more innovative financial products and services	12.5%	0.0%	8.7%	0.0%	20.0%	21.1%	6.7%	0.0%	6.1%
Increase the level of capacity development in the country	25.0%	40.0%	43.5%	33.3%	6.7%	15.8%	46.7%	30.0%	33.3%
Engage more directly with beneficiaries	12.5%	0.0%	0.0%	11.1%	6.7%	5.3%	20.0%	10.0%	9.1%
Improve the quality of its experts as related to Equatorial Guinea's specific challenges	0.0%	0.0%	13.0%	22.2%	0.0%	15.8%	6.7%	10.0%	12.1%
Engage more effectively with civil society (e.g., NGOs, CBOs)*	0.0%	0.0%	0.0%	11.1%	6.7%	10.5%	6.7%	40.0%	9.1%
Other	0.0%	20.0%	0.0%	11.1%	6.7%	5.3%	6.7%	0.0%	3.0%

*Significantly different between stakeholder groups

**F. The Future Role of The World Bank Group in Equatorial Guinea (continued)**

In addition to the regular relations with the national government, which TWO of the following groups should the World Bank Group collaborate with more in your country? (Choose no more than TWO)

Percentage of Respondents (Responses combined)	Office of the President/Prime Minister/Minister	Office of Parliamentarian	Employee of a Ministry/ PMU/Consultant on WBG Project	Independent Government Institution	State-Owned Enterprise	Private Sector/ Financial Sector/ Private Bank	CSO	Academia	Other
Youth/university groups	75.0%	66.7%	68.2%	55.6%	46.7%	68.4%	60.0%	90.0%	67.7%
Beneficiaries	0.0%	16.7%	0.0%	11.1%	6.7%	0.0%	6.7%	10.0%	0.0%
Private sector	12.5%	0.0%	36.4%	55.6%	46.7%	26.3%	20.0%	20.0%	19.4%
Local government	37.5%	33.3%	18.2%	11.1%	6.7%	10.5%	26.7%	10.0%	16.1%
Donor community	0.0%	16.7%	4.5%	11.1%	0.0%	0.0%	0.0%	0.0%	3.2%
Media	12.5%	0.0%	13.6%	11.1%	0.0%	0.0%	0.0%	0.0%	9.7%
Parliament	12.5%	16.7%	9.1%	11.1%	26.7%	15.8%	6.7%	0.0%	38.7%
Academia/think tanks/research institutes*	0.0%	33.3%	22.7%	33.3%	26.7%	52.6%	53.3%	40.0%	9.7%
NGOs/Community Based Organizations	25.0%	16.7%	9.1%	0.0%	6.7%	10.5%	0.0%	30.0%	16.1%
Other	0.0%	0.0%	4.5%	0.0%	6.7%	0.0%	6.7%	0.0%	0.0%
Don't know	25.0%	0.0%	9.1%	0.0%	13.3%	10.5%	13.3%	0.0%	12.9%

*Significantly different between stakeholder groups

G. Communication and Information Sharing

How frequently do you interact with the World Bank Group now in Equatorial Guinea?

Percentage of Respondents	Office of the President/Prime Minister/Minister	Office of Parliamentarian	Employee of a Ministry/ PMU/Consultant on WBG Project	Independent Government Institution	State-Owned Enterprise	Private Sector/ Financial Sector/ Private Bank	CSO	Academia	Other
Never	75.0%	66.7%	45.8%	44.4%	60.0%	60.0%	78.6%	54.5%	72.7%
Less than once a year	0.0%	16.7%	4.2%	0.0%	20.0%	10.0%	7.1%	18.2%	0.0%
Once a year to a few times a year	0.0%	0.0%	33.3%	11.1%	0.0%	10.0%	14.3%	27.3%	18.2%
Less than once a month	0.0%	0.0%	4.2%	11.1%	0.0%	5.0%	0.0%	0.0%	0.0%
At least once a month	25.0%	16.7%	12.5%	22.2%	13.3%	5.0%	0.0%	0.0%	9.1%
At least once a week	0.0%	0.0%	0.0%	11.1%	6.7%	10.0%	0.0%	0.0%	0.0%

**G. Communication and Information Sharing (continued)****How do you get most of your information about economic and social development issues in Equatorial Guinea? (Choose no more than TWO)**

Percentage of Respondents (Responses combined)	Office of the President/Prime Minister/Minister	Office of Parliamentarian	Employee of a Ministry/ PMU/Consultant on WBG Project	Independent Government Institution	State-Owned Enterprise	Private Sector/ Financial Sector/ Private Bank	CSO	Academia	Other
Local radio	50.0%	33.3%	25.0%	33.3%	13.3%	45.0%	28.6%	36.4%	39.4%
International radio	12.5%	33.3%	4.2%	0.0%	20.0%	0.0%	21.4%	0.0%	6.1%
Social media*	12.5%	16.7%	4.2%	11.1%	46.7%	0.0%	28.6%	36.4%	39.4%
International newspapers*	25.0%	50.0%	8.3%	0.0%	6.7%	15.0%	7.1%	0.0%	6.1%
Local television	50.0%	33.3%	62.5%	77.8%	53.3%	45.0%	57.1%	45.5%	33.3%
Internet*	25.0%	0.0%	41.7%	44.4%	40.0%	65.0%	28.6%	36.4%	21.2%
Periodicals	0.0%	0.0%	25.0%	11.1%	0.0%	10.0%	0.0%	9.1%	12.1%
International television	0.0%	33.3%	8.3%	0.0%	0.0%	20.0%	14.3%	18.2%	15.2%
Local newspapers	0.0%	0.0%	4.2%	11.1%	0.0%	0.0%	0.0%	0.0%	0.0%
Other	12.5%	0.0%	8.3%	11.1%	13.3%	0.0%	14.3%	0.0%	12.1%

*Significantly different between stakeholder groups

How would you prefer to receive information from the World Bank Group? (Choose no more than TWO)

Percentage of Respondents (Responses combined)	Office of the President/Prime Minister/Minister	Office of Parliamentarian	Employee of a Ministry/ PMU/Consultant on WBG Project	Independent Government Institution	State-Owned Enterprise	Private Sector/ Financial Sector/ Private Bank	CSO	Academia	Other
World Bank Group's publications and other written materials	25.0%	75.0%	29.2%	22.2%	40.0%	30.0%	21.4%	54.5%	40.0%
e-Newsletters	37.5%	25.0%	33.3%	22.2%	13.3%	10.0%	35.7%	0.0%	33.3%
World Bank Group's seminars/workshops/confer ences	50.0%	25.0%	45.8%	77.8%	53.3%	50.0%	35.7%	27.3%	66.7%
World Bank Group's website	12.5%	25.0%	25.0%	44.4%	26.7%	20.0%	21.4%	36.4%	3.3%
Direct contact with World Bank Group	50.0%	25.0%	33.3%	33.3%	33.3%	50.0%	42.9%	54.5%	10.0%
Social media	0.0%	0.0%	12.5%	0.0%	13.3%	25.0%	28.6%	18.2%	30.0%
Webinars or online events hosted by the World Bank Group	25.0%	25.0%	8.3%	0.0%	0.0%	15.0%	7.1%	0.0%	13.3%

Which Internet connection do you use primarily when visiting a World Bank Group website? (Select only ONE response)

Percentage of Respondents	Office of the President/Prime Minister/Minister	Office of Parliamentarian	Employee of a Ministry/ PMU/Consultant on WBG Project	Independent Government Institution	State-Owned Enterprise	Private Sector/ Financial Sector/ Private Bank	CSO	Academia	Other
High speed/WiFi	66.7%	66.7%	59.1%	55.6%	70.0%	85.0%	63.6%	77.8%	73.7%
Dial-up	33.3%	33.3%	40.9%	44.4%	30.0%	15.0%	36.4%	22.2%	26.3%



H. Background Information

Currently, do you professionally collaborate/work with the World Bank Group (IBRD/IDA, IFC, MIGA, ICSID) in your country?

Percentage of Respondents	Office of the President/Prime Minister/Minister	Office of Parliamentarian	Employee of a Ministry/ PMU/Consultant on WBG Project	Independent Government Institution	State-Owned Enterprise	Private Sector/ Financial Sector/ Private Bank	CSO	Academia	Other
Yes	50.0%	14.3%	31.8%	33.3%	13.3%	16.7%	0.0%	11.1%	10.3%
No	50.0%	85.7%	68.2%	66.7%	86.7%	83.3%	100.0%	88.9%	89.7%

If yes, which of the following agencies of the World Bank Group do you primarily collaborate/ work with in Equatorial Guinea? (Select only ONE response)

Percentage of Respondents	Office of the President/Prime Minister/Minister	Office of Parliamentarian	Employee of a Ministry/ PMU/Consultant on WBG Project	Independent Government Institution	State-Owned Enterprise	Private Sector/ Financial Sector/ Private Bank	CSO	Academia	Other
IBRD	25.0%	0.0%	14.3%	100.0%	100.0%	33.3%	0.0%	100.0%	0.0%
IFC	75.0%	100.0%	28.6%	0.0%	0.0%	33.3%	0.0%	0.0%	50.0%
MIGA	0.0%	0.0%	57.1%	0.0%	0.0%	33.3%	0.0%	0.0%	25.0%
ICSID	0.0%	0.0%	0.0%	0.0%	0.0%	0.0%	0.0%	0.0%	25.0%

Which of the following describes most of your exposure to the World Bank Group in Equatorial Guinea? (Choose no more than TWO)

Percentage of Respondents	Office of the President/Prime Minister/Minister	Office of Parliamentarian	Employee of a Ministry/ PMU/Consultant on WBG Project	Independent Government Institution	State-Owned Enterprise	Private Sector/ Financial Sector/ Private Bank	CSO	Academia	Other
Observer*	14.3%	66.7%	22.7%	14.3%	58.3%	73.7%	36.4%	55.6%	50.0%
Use World Bank Group reports/data	28.6%	16.7%	36.4%	28.6%	41.7%	21.1%	27.3%	11.1%	27.3%
Engage in World Bank Group related/sponsored events/activities	57.1%	16.7%	22.7%	0.0%	8.3%	10.5%	18.2%	11.1%	18.2%
Collaborate as part of my professional duties	0.0%	0.0%	31.8%	42.9%	8.3%	15.8%	18.2%	22.2%	9.1%
Use World Bank Group website for information, data, research, etc.	28.6%	33.3%	54.5%	71.4%	16.7%	47.4%	36.4%	22.2%	31.8%

*Significantly different between stakeholder groups

Appendix C: Equatorial Guinea FY20 COS Questionnaire



World Bank Group Country Survey FY 2020 – Equatorial Guinea

The World Bank Group is interested in gauging the views of clients and partners who are either involved in development in Equatorial Guinea or who observe activities related to social and economic development. The following survey will give the World Bank Group's team that works in Equatorial Guinea, greater insight into how the Bank's work is perceived. This is one tool the World Bank Group uses to assess the views of its stakeholders, and to develop more effective strategies that support development in Equatorial Guinea.

A local independent firm has been hired to oversee the logistics of this survey. This ensures anonymity and confidentiality. We hope you'll be candid.

Finally, the survey relates to the World Bank Group's work. The World Bank Group consists of IBRD, IDA, IFC, MIGA, and ICSID. When responding to the survey, please consider the area of the World Bank Group with which you are most familiar.

To complete the survey, please circle/check the response that most accurately reflects your opinion. If you prefer not to answer a question, please leave it blank. If you feel that you do not have an adequate amount of information on a subject, please check "Don't know".

PLEASE NOTE: IN SOME CASES THE SURVEY WILL ASK FOR A SPECIFIC NUMBER OF RESPONSES. PLEASE DO NOT CHOOSE ANY MORE THAN REQUESTED. IF MORE RESPONSES ARE CHOSEN, DATA CANNOT BE INCLUDED IN ANALYSIS.

SECTION A: OVERALL CONTEXT

A1. In general, would you say that Equatorial Guinea is headed in ... ?	
1	The right direction
2	The wrong direction
3	Not sure

A2. Do you think that economic opportunity for citizens in Equatorial Guinea is ... ?	
1	Increasing
2	Decreasing
3	Staying about the same

A3. Listed below are a number of development priorities in Equatorial Guinea. Please identify which of the following you consider the most important development priorities in Equatorial Guinea. (Choose no more than THREE)			
1	Public sector governance/reform (i.e., government effectiveness, public financial management, public expenditure, fiscal system reform)	14	Natural resource management
2	Gender equity (closing the gap between women and men, and boys and girls)	15	Transport (e.g., roads, bridges, transportation)
3	Private sector development	16	Agriculture and rural development
4	Education	17	Trade and exports
5	Financial markets	18	Information and communications technology
6	Health	19	Equality of opportunity (i.e., social inclusion)
7	Global/regional integration	20	Climate change (e.g., mitigation, adaptation)
8	Food security	21	Poverty reduction
9	Urban development	22	Anti-corruption
10	Social protection (e.g., pensions, targeted social assistance)	23	National debt
11	Water and sanitation	24	Economic growth
12	Job creation/employment	25	Disaster risk management
13	Energy	26	Judiciary reform

**SECTION A: OVERALL CONTEXT**

A4. Poverty reduction is a broad term that encompasses work in many different areas. Which THREE areas of development listed below do you believe would contribute most to reducing poverty in Equatorial Guinea? (Choose no more than THREE)

1	Equality of opportunity (i.e., social inclusion)	14	Health
2	Economic growth	15	Water and sanitation
3	Disaster risk management	16	Job creation/employment
4	Anti-corruption	17	Urban development
5	Social protection (e.g., pensions, targeted social assistance)	18	Public sector governance/reform (i.e., government effectiveness, public financial management, public expenditure, fiscal system reform)
6	Agriculture and rural development	19	Gender equity (closing the gap between women and men, and boys and girls)
7	Information and communications technology	20	Financial markets
8	Climate change (e.g., mitigation, adaptation)	21	Education
9	Transport (e.g., roads, bridges, transportation)	22	Global/regional integration
10	Natural resource management	23	Food security
11	Trade and exports	24	Private sector development
12	Judiciary reform	25	Energy
13	National debt		

A5. Please describe the direction Equatorial Guinea is moving in, when considering ... ?

		Getting much worse	Getting somewhat worse	Staying the same	Getting somewhat better	Getting much better
1	Human development (e.g., health, education, and social protection)	<input type="checkbox"/>	<input type="checkbox"/>	<input type="checkbox"/>	<input type="checkbox"/>	<input type="checkbox"/>
2	Equal opportunity for girls and boys, men and women	<input type="checkbox"/>	<input type="checkbox"/>	<input type="checkbox"/>	<input type="checkbox"/>	<input type="checkbox"/>
3	Growing Equatorial Guinea's economy in a way that leads to jobs and employment	<input type="checkbox"/>	<input type="checkbox"/>	<input type="checkbox"/>	<input type="checkbox"/>	<input type="checkbox"/>
4	The gap between the rich and the poor	<input type="checkbox"/>	<input type="checkbox"/>	<input type="checkbox"/>	<input type="checkbox"/>	<input type="checkbox"/>
5	Making government more effective	<input type="checkbox"/>	<input type="checkbox"/>	<input type="checkbox"/>	<input type="checkbox"/>	<input type="checkbox"/>
6	Anti-corruption	<input type="checkbox"/>	<input type="checkbox"/>	<input type="checkbox"/>	<input type="checkbox"/>	<input type="checkbox"/>
7	Attracting new sources of foreign investment	<input type="checkbox"/>	<input type="checkbox"/>	<input type="checkbox"/>	<input type="checkbox"/>	<input type="checkbox"/>

A6. Listed below are global challenges. Which do you think have the most serious impact on Equatorial Guinea? (Choose no more than TWO)

1	Climate change	7	Environmental degradation
2	Jobs/employment	8	Trade constraints
3	Terrorism	9	Fragility in Equatorial Guinea or neighboring countries
4	Migrants and refugees	10	Technology based disruption
5	Geo political uncertainty	11	National debt
6	The gap between the rich and the poor		

SECTION A: OVERALL CONTEXT

A7. When economic and/or social reform efforts fail or are slow to take place in Equatorial Guinea, which of the following would you attribute this to? (Choose no more than TWO)

1	Poor coordination within the government
2	Corruption
3	Inadequate level of private sector participation
4	Inadequate level of donor coordination
5	Reforms are not well thought out in light of country challenges
6	Private sector involvement and/or influence
7	Inadequate level of government accountability
8	Inadequate level of capacity in the government
9	Political pressures and obstacles
10	Inadequate level of citizen/civil society participation
11	Other (please specify): _____

A8. To what extent do you trust each of the following groups to do what is right?

		To no degree at all					To a very significant degree					Don't know
		1	2	3	4	5	6	7	8	9	10	
1	The national/federal government	1	2	3	4	5	6	7	8	9	10	<input type="checkbox"/>
2	Bilateral organizations (e.g., DFID, JICA, GIZ, USAID)	1	2	3	4	5	6	7	8	9	10	<input type="checkbox"/>
3	The World Bank Group	1	2	3	4	5	6	7	8	9	10	<input type="checkbox"/>
4	The International Monetary Fund	1	2	3	4	5	6	7	8	9	10	<input type="checkbox"/>
5	The United Nations (UN)	1	2	3	4	5	6	7	8	9	10	<input type="checkbox"/>
6	Regional development banks	1	2	3	4	5	6	7	8	9	10	<input type="checkbox"/>
7	Equatorial Guinea's Central Bank	1	2	3	4	5	6	7	8	9	10	<input type="checkbox"/>
8	International private sector	1	2	3	4	5	6	7	8	9	10	<input type="checkbox"/>
9	Domestic private sector	1	2	3	4	5	6	7	8	9	10	<input type="checkbox"/>
10	International civil society (e.g., NGOs, CBOs)	1	2	3	4	5	6	7	8	9	10	<input type="checkbox"/>
11	Domestic civil society (e.g., NGOs, CBOs)	1	2	3	4	5	6	7	8	9	10	<input type="checkbox"/>
12	Faith-based institutions	1	2	3	4	5	6	7	8	9	10	<input type="checkbox"/>
13	Domestic traditional media and their web presence (e.g., newspapers, TV stations, radio)	1	2	3	4	5	6	7	8	9	10	<input type="checkbox"/>
14	International media and their web presence	1	2	3	4	5	6	7	8	9	10	<input type="checkbox"/>
15	Web based media (i.e., blogs, social media, other web-based news and information sources)	1	2	3	4	5	6	7	8	9	10	<input type="checkbox"/>

A9. To what extent do you trust private sector to engage in public service delivery in Equatorial Guinea?

1	To a very low degree
2	To a somewhat low degree
3	To a somewhat high degree
4	To a very high degree
5	Don't know

SECTION B: OVERALL ATTITUDES TOWARD THE WORLD BANK GROUP

B1. How familiar are you with the work of the World Bank Group in Equatorial Guinea?										
1	2	3	4	5	6	7	8	9	10	
Not familiar at all								Extremely familiar		

To what extent do you agree/disagree with the following statements about the World Bank Group's work in Equatorial Guinea?																						
												Strongly disagree		Strongly agree		Don't know						
B2	Overall the World Bank Group currently plays a relevant role in development in Equatorial Guinea											1	2	3	4	5	6	7	8	9	10	<input type="checkbox"/>
B3	The World Bank Group's work is aligned with what I consider the development priorities for Equatorial Guinea											1	2	3	4	5	6	7	8	9	10	<input type="checkbox"/>

B4. Overall, please rate your impression of the World Bank Group's effectiveness in Equatorial Guinea.											
1	2	3	4	5	6	7	8	9	10		<input type="checkbox"/>
Not effective at all								Very effective			Don't know

B5. To what extent does the World Bank Group's work help to achieve development results in Equatorial Guinea?											
1	2	3	4	5	6	7	8	9	10		<input type="checkbox"/>
To no degree at all								To a very significant degree			Don't know

B6. To what extent does the World Bank Group influence the development agenda in Equatorial Guinea?											
1	2	3	4	5	6	7	8	9	10		<input type="checkbox"/>
To no degree at all								To a very significant degree			Don't know

B7. To what extent do you believe that the World Bank Group's work and support help the poorest in Equatorial Guinea? (Select only ONE response)	
1	To a fully sufficient degree
2	To a somewhat sufficient degree
3	To a somewhat insufficient degree
4	To a very insufficient degree
5	Don't know

SECTION B: OVERALL ATTITUDES TOWARD THE WORLD BANK GROUP

B8. When thinking about the World Bank Group's role in Equatorial Guinea, which activity do you VALUE the most? (Choose no more than TWO)

1	Data and statistics
2	Capacity development related to World Bank Group supported projects
3	Donor coordination
4	Policy advice, studies, analyses
5	Financial resources
6	Technical assistance
7	Promoting knowledge sharing
8	Implementation support
9	Mobilizing third party financial resources
10	Bringing together different groups of stakeholders
11	Other (please specify): _____

B9. Which of the following do you identify as the World Bank Group's greatest WEAKNESSES in its work in Equatorial Guinea? (Choose no more than TWO)

1	Not sufficiently focused on sustainable results
2	Too influenced by developed countries
3	Staff too inaccessible
4	Not collaborating enough with private sector
5	Not collaborating enough with partners such as bilaterals, multilaterals, trust funds, UN
6	Not aligned with country priorities
7	Not adequately sensitive to political/social realities in Equatorial Guinea
8	Arrogant in its approach
9	World Bank Group's processes too slow and complex
10	Not adequately flexible
11	Not collaborating enough with civil society (e.g., NGOs, CBOs)
12	Not enough public disclosure of its work
13	Not willing to honestly criticize policies and reform efforts in the country
14	Inadequate World Bank Group's staffing in Equatorial Guinea
15	Other (please specify): _____
16	Don't know

SECTION B: OVERALL ATTITUDES TOWARD THE WORLD BANK GROUP

B10. When thinking about how the World Bank Group can have the most impact on development results in Equatorial Guinea, which sectors do you believe the World Bank Group should prioritize with its resources (financial and knowledge services) in Equatorial Guinea? (Choose no more than THREE)

1	Financial markets	14	Information and communications technology
2	Water and sanitation	15	Economic growth
3	Public sector governance/reform (i.e., government effectiveness, public financial management, public expenditure, fiscal system reform)	16	Climate change (e.g., mitigation, adaptation)
4	Job creation/employment	17	Disaster risk management
5	Health	18	Equality of opportunity (i.e., social inclusion)
6	Social protection (e.g., pensions, targeted social assistance)	19	Transport (e.g., roads, bridges, transportation)
7	Gender equity (closing the gap between women and men, and boys and girls)	20	Agriculture and rural development
8	Private sector development	21	Trade and exports
9	Education	22	Natural resource management
10	Food security	23	National debt
11	Global/regional integration	24	Poverty reduction
12	Energy	25	Anti-corruption
13	Urban development	26	Judiciary reform

**SECTION C: WORLD BANK GROUP'S WORK AND ENGAGEMENT ON THE GROUND**

C1. To what extent do you believe the World Bank Group's staff is well prepared (e.g., skills mix and knowledge) to help Equatorial Guinea solve its most complicated development challenges?												
1	2	3	4	5	6	7	8	9	10	<input type="checkbox"/>		
To no degree at all									To a very significant degree		Don't know	

To what extent is the World Bank Group an effective development partner in Equatorial Guinea, in terms of each of the following?												
		To no degree at all					To a very significant degree					Don't know
		1	2	3	4	5	6	7	8	9	10	
C2	Responsiveness to needs	1	2	3	4	5	6	7	8	9	10	<input type="checkbox"/>
C3	Flexibility (in terms of the institution's products and services)	1	2	3	4	5	6	7	8	9	10	<input type="checkbox"/>
C4	Flexibility (in terms of changing country circumstances)	1	2	3	4	5	6	7	8	9	10	<input type="checkbox"/>
C5	Being inclusive	1	2	3	4	5	6	7	8	9	10	<input type="checkbox"/>
C6	Openness (sharing data and other information)	1	2	3	4	5	6	7	8	9	10	<input type="checkbox"/>
C7	Collaboration with the Government	1	2	3	4	5	6	7	8	9	10	<input type="checkbox"/>
C8	The speed in which it gets things accomplished on the ground	1	2	3	4	5	6	7	8	9	10	<input type="checkbox"/>
C9	Helping to bring discipline/effective supervision to implementation of investment projects	1	2	3	4	5	6	7	8	9	10	<input type="checkbox"/>
C10	Collaboration with civil society	1	2	3	4	5	6	7	8	9	10	<input type="checkbox"/>
C11	Staff accessibility	1	2	3	4	5	6	7	8	9	10	<input type="checkbox"/>
C12	Collaboration with other donors and development partners	1	2	3	4	5	6	7	8	9	10	<input type="checkbox"/>
C13	Collaboration with the private sector	1	2	3	4	5	6	7	8	9	10	<input type="checkbox"/>
C14	Straightforwardness and honesty	1	2	3	4	5	6	7	8	9	10	<input type="checkbox"/>
C15	Treating clients and stakeholders in Equatorial Guinea with respect	1	2	3	4	5	6	7	8	9	10	<input type="checkbox"/>
C16	Being a long-term partner	1	2	3	4	5	6	7	8	9	10	<input type="checkbox"/>

SECTION C: WORLD BANK GROUP'S WORK AND ENGAGEMENT ON THE GROUND

To what extent do you agree/disagree with the following statements?												
		Strongly disagree								Strongly agree		Don't know
C17	The World Bank Group disburses funds promptly	1	2	3	4	5	6	7	8	9	10	<input type="checkbox"/>
C18	The World Bank Group effectively monitors and evaluates the projects and programs it supports	1	2	3	4	5	6	7	8	9	10	<input type="checkbox"/>
C19	The World Bank Group's approvals and reviews are done in a timely fashion	1	2	3	4	5	6	7	8	9	10	<input type="checkbox"/>
C20	The World Bank Group's Environmental and Social Framework requirements are reasonable	1	2	3	4	5	6	7	8	9	10	<input type="checkbox"/>
C21	The World Bank Group's conditions on its lending are reasonable	1	2	3	4	5	6	7	8	9	10	<input type="checkbox"/>
C22	The World Bank Group takes decisions quickly in Equatorial Guinea	1	2	3	4	5	6	7	8	9	10	<input type="checkbox"/>
C23	Working with the World Bank Group increases Equatorial Guinea's institutional capacity	1	2	3	4	5	6	7	8	9	10	<input type="checkbox"/>
C24	Where country systems (e.g., procurement, financial management, etc.) are adequate, the World Bank Group makes appropriate use of them	1	2	3	4	5	6	7	8	9	10	<input type="checkbox"/>

C25. To what extent do you agree that the World Bank Group meets Equatorial Guinea's needs for knowledge services (e.g., research, analysis, data, technical assistance)?												
1	2	3	4	5	6	7	8	9	10	<input type="checkbox"/>		
Strongly disagree								Strongly agree		Don't know		

C26. To what extent do you believe that Equatorial Guinea received value for money from the World Bank Group's Reimbursable Advisory Services (RAS)?												
1	2	3	4	5	6	7	8	9	10	<input type="checkbox"/>		
To no degree at all								To a very significant degree		Don't know		

SECTION D: WORLD BANK GROUP'S SUPPORT IN DEVELOPMENT AREAS

D1. How EFFECTIVE do you believe the World Bank Group is in terms of the work it does in the following areas of development in Equatorial Guinea? (If you have NO exposure to/experience in working in any of the sectors listed below, please respond "Don't know")													
		Not effective at all										Very effective	Don't know
		1	2	3	4	5	6	7	8	9	10		
1	Private sector development (including business climate)											<input type="checkbox"/>	
2	Public sector governance/reform (i.e., government effectiveness)											<input type="checkbox"/>	
3	Poverty reduction											<input type="checkbox"/>	
4	Economic growth											<input type="checkbox"/>	
5	Macroeconomics and fiscal management											<input type="checkbox"/>	
6	National statistical system development											<input type="checkbox"/>	

D2. From your perspective, which of the following best describes the World Bank Group's current emphasis on investing in human capital (e.g., education, health, social protection)?	
1	Increased its emphasis recently
2	Decreased its emphasis recently
3	Emphasis has remained pretty consistent over time
4	Don't know

SECTION E: WORLD BANK GROUP'S KNOWLEDGE WORK AND ACTIVITIES (i.e., analysis, studies, research, data, reports, conferences)

E1. How frequently do you consult World Bank Group's knowledge work and activities in the work you do?

1	Weekly
2	Monthly
3	A few times a year
4	Rarely
5	Never

In Equatorial Guinea, to what extent do you believe that the World Bank Group's knowledge work and activities:

		To no degree at all					To a very significant degree					Don't know
E2	Are timely	1	2	3	4	5	6	7	8	9	10	<input type="checkbox"/>
E3	Include appropriate level of stakeholder involvement during preparation	1	2	3	4	5	6	7	8	9	10	<input type="checkbox"/>
E4	Lead to practical solutions	1	2	3	4	5	6	7	8	9	10	<input type="checkbox"/>
E5	Are source of relevant information on global good practices	1	2	3	4	5	6	7	8	9	10	<input type="checkbox"/>
E6	Are adequately disseminated	1	2	3	4	5	6	7	8	9	10	<input type="checkbox"/>
E7	Are translated enough into local language	1	2	3	4	5	6	7	8	9	10	<input type="checkbox"/>
E8	Are adaptable to Equatorial Guinea's specific development challenges and country circumstances	1	2	3	4	5	6	7	8	9	10	<input type="checkbox"/>

E9. Overall, how significant a contribution do you believe the World Bank Group's knowledge work and activities make to development results in your country?

1	2	3	4	5	6	7	8	9	10	<input type="checkbox"/>
Not significant at all									Very significant	Don't know

E10. Overall, how would you rate the technical quality of the World Bank Group's knowledge work and activities?

1	2	3	4	5	6	7	8	9	10	<input type="checkbox"/>
Very low technical quality									Very high technical quality	Don't know

SECTION F: THE FUTURE ROLE OF THE WORLD BANK GROUP IN EQUATORIAL GUINEA

F1. Which of the following SHOULD the World Bank Group do to make itself of greater value in Equatorial Guinea? (Choose no more than TWO)

1	Engage more effectively with private sector
2	Work faster
3	Collaborate more effectively with Government clients (e.g., national, state, local)
4	Offer more innovative knowledge products and services
5	Reduce the complexity of obtaining World Bank Group financing
6	Help to bring discipline/effective supervision to implementation of World Bank Group projects
7	Engage more effectively with partners such as bilaterals, multilaterals, trust funds, UN
8	Increase availability of Reimbursable Advisory Services (RAS)
9	Ensure greater selectivity in its work
10	Provide more adequate data/knowledge/statistics/figures on Equatorial Guinea's economy
11	Offer more innovative financial products and services
12	Increase the level of capacity development in the country
13	Engage more directly with beneficiaries
14	Improve the quality of its experts as related to Equatorial Guinea's specific challenges
15	Engage more effectively with civil society (e.g., NGOs, CBOs)
16	Other (please specify): _____

F2. In addition to the regular relations with the national government, which TWO of the following groups should the World Bank Group collaborate with more in your country? (Choose no more than TWO)

1	Youth/university groups	7	Parliament
2	Beneficiaries	8	Academia/think tanks/research institutes
3	Private sector	9	NGOs/Community Based Organizations
4	Local government	10	Other (please specify): _____
5	Donor community	11	Don't know
6	Media		

SECTION G: COMMUNICATION AND INFORMATION SHARING

G1. How frequently do you interact with the World Bank Group now in Equatorial Guinea?	
1	Never
2	Less than once a year
3	Once a year to a few times a year
4	Less than once a month
5	At least once a month
6	At least once a week

G2. How do you get most of your information about economic and social development issues in Equatorial Guinea? (Choose no more than TWO)			
1	Local radio	6	Internet
2	International radio	7	Periodicals
3	Social media (e.g., blogs, Facebook, Twitter, YouTube, Flickr)	8	International television
4	International newspapers	9	Local newspapers
5	Local television	10	Other (please specify): _____

G3. How would you prefer to receive information from the World Bank Group? (Choose no more than TWO)			
1	World Bank Group's publications and other written materials	5	Direct contact with World Bank Group (i.e., face to face meetings/discussions)
2	e-Newsletters	6	Social media (e.g., blogs, Facebook, Twitter, YouTube, Flickr)
3	World Bank Group's seminars/workshops/conferences	7	Webinars or online events hosted by the World Bank Group
4	World Bank Group's website		

G4. Which Internet connection do you use primarily when visiting a World Bank Group website? (Select only ONE response)	
1	High speed/WiFi
2	Dial-up

G5. What do you use primarily when visiting a World Bank Group website? (Select only ONE response)	
1	Phone
2	Tablet
3	Computer/laptop
4	I never visit the WBG websites

SECTION G: COMMUNICATION AND INFORMATION SHARING

G6. Over the past SIX MONTHS, on average how often did you do any of the following related to the World Bank Group (WBG)?					
		Every few days	Every few weeks	Every few months	Not at all
1	Read, viewed or heard a story about the WBG in local media (newspaper, magazine, TV, radio)	<input type="checkbox"/>	<input type="checkbox"/>	<input type="checkbox"/>	<input type="checkbox"/>
2	Read, viewed or heard a story about the WBG in global media (newspaper, magazine, TV, radio)	<input type="checkbox"/>	<input type="checkbox"/>	<input type="checkbox"/>	<input type="checkbox"/>
3	Interacted with the WBG on Social Media (e.g., read a post or tweet, liked, commented, shared, retweeted)	<input type="checkbox"/>	<input type="checkbox"/>	<input type="checkbox"/>	<input type="checkbox"/>
4	Visited a WBG website (e.g., read a blog, used data)	<input type="checkbox"/>	<input type="checkbox"/>	<input type="checkbox"/>	<input type="checkbox"/>
5	Attended an event/conference hosted by the WBG	<input type="checkbox"/>	<input type="checkbox"/>	<input type="checkbox"/>	<input type="checkbox"/>
6	Watched a webinar or online event hosted by the WBG	<input type="checkbox"/>	<input type="checkbox"/>	<input type="checkbox"/>	<input type="checkbox"/>
7	Read some or all of a WBG research paper or publication	<input type="checkbox"/>	<input type="checkbox"/>	<input type="checkbox"/>	<input type="checkbox"/>
8	Met professionally with WBG staff	<input type="checkbox"/>	<input type="checkbox"/>	<input type="checkbox"/>	<input type="checkbox"/>
9	Read a WBG e-newsletter	<input type="checkbox"/>	<input type="checkbox"/>	<input type="checkbox"/>	<input type="checkbox"/>

**SECTION H: BACKGROUND INFORMATION**

H1. Which of the following best describes your current affiliation? (Select only ONE response)			
1	Office of the President, Prime Minister	12	Private Sector Organization
2	Office of Minister	13	Financial Sector/Private Bank
3	Office of Parliamentarian	14	Private Foundation (e.g., Bill & Melinda Gates Foundation, Rockefeller Foundation)
4	Employee of Ministry, Ministerial Department, Implementation Agency	15	NGO/Community Based Organization
5	Project Management Unit (PMU) overseeing implementation of WBG project/ Consultant/Contractor working on WBG supported project/program	16	Trade Union
6	Local Government Office or Staff	17	Faith-Based Group
7	Independent Government Institution (i.e., regulatory agency, central bank/oversight institution)	18	Youth Group
8	Judicial System (e.g., courts)	19	Academia/Research Institute/Think Tank
9	State-Owned Enterprise	20	Media (press, radio, TV, web, etc.)
10	Bilateral Agency (e.g., embassy, diplomatic, military)	21	Other (please specify): _____
11	Multilateral Agency (UN, regional development bank)		

H2. Please identify the primary specialization of your work. (Select only ONE response)			
1	Poverty	13	Agriculture, rural development
2	Macroeconomics, fiscal management	14	Urban development
3	Governance, anti-corruption	15	Transport
4	Education	16	Digital development and technology (ICT)
5	Health, nutrition	17	Tourism
6	Social protection	18	Fragility, conflict, violence, refugees
7	Jobs	19	Demographics, migration
8	Energy	20	Trade and competitiveness
9	Environment, natural resources	21	Finance and markets
10	Climate change	22	Communications, public affairs
11	Water, sanitation	23	Generalist (specialized in multiple sectors)
12	Gender	24	Other (please specify): _____

H3. Currently, do you professionally collaborate/work with the World Bank Group (IBRD, IFC, MIGA, ICSID) in your country?	
1	Yes
2	No

H4. If yes, which of the following agencies of the World Bank Group do you primarily collaborate/work with in Equatorial Guinea? (Select only ONE response)	
1	The World Bank (IBRD)
2	The International Finance Corporation (IFC)
3	The Multilateral Investment Guarantee Agency (MIGA)
4	International Centre for Settlement of Investment Disputes (ICSID)

SECTION H: BACKGROUND INFORMATION

H5. Do your projects involve both the World Bank and the IFC?	
1	Yes
2	No

H6. Which of the following describes most of your exposure to the World Bank Group in Equatorial Guinea? (Choose no more than TWO)	
1	Observer (i.e., follow in media, discuss in informal conversations, etc.)
2	Use World Bank Group reports/data
3	Engage in World Bank Group related/sponsored events/activities
4	Collaborate as part of my professional duties
5	Use World Bank Group website for information, data, research, etc.

H7. What's your gender?	
1	Female
2	Male

H8. What's your age?	
1	25 and under
2	26-35
3	36-45
4	46-55
5	56 and above

H9. Which best represents your geographic location?	
1	Malabo
2	Bata
3	Other

Thank you for completing the survey!