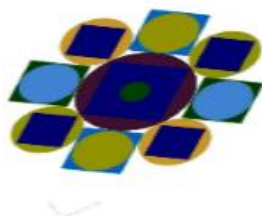




Summary of results

**Afrobarometer Round 8
survey in Lesotho, 2020**

**Compiled by:
Advision Lesotho**



Afrobarometer Round 8

Summary of results for Lesotho, 2020

Afrobarometer, a nonprofit corporation with headquarters in Ghana, is a pan-African, nonpartisan research network that conducts public attitude surveys on democracy, governance, economic conditions, and related issues across Africa. Seven rounds of surveys were completed in up to 38 countries between 1999 and 2018. Round 8 surveys are planned in at least 35 countries in 2019/2020. Afrobarometer conducts face-to-face interviews in the language of the respondent's choice with nationally representative samples

Regional coordination of national partners in about 35 countries is provided by the Ghana Center for Democratic Development (CDD-Ghana), the Institute for Justice and Reconciliation (IJR) in South Africa, and the Institute for Development Studies (IDS) at the University of Nairobi in Kenya. Michigan State University (MSU) and the University of Cape Town (UCT) provide technical support to the network.

The Afrobarometer National Partner in Lesotho, Advision Lesotho, interviewed a nationally representative, random, stratified probability sample of 1,200 adult Basotho between 23 February and 11 March 2020. A sample of this size yields country-level results with a margin of error of +/-3 percentage points at a 95% confidence level. Previous surveys have been conducted in Lesotho in 2000, 2002, 2005, 2008, 2012, 2014, and 2017. IJR provided technical backstopping for the survey. Technical details of the survey, including descriptions of stratification and household selection, translation languages, and related information, can be found in the survey Technical Information Form that follows.

Below is an outline of the survey findings from all the questions posed to respondents. We also present the findings by some critical demographics such as gender and place of residence (urban-rural).

Financial support for Afrobarometer Round 8 has been provided by Sweden via the Swedish International Development Cooperation Agency, the Mo Ibrahim Foundation, the Open Society Foundations, the William and Flora Hewlett Foundation, and the U.S. Agency for International Development (USAID) via the U.S. Institute of Peace.

Contact information:

For more information, please visit www.afrobarometer.org or contact:

Libuseng Malephane
National Investigator
Advision Lesotho
libusengmalephane@gmail.com
Tel: +266 2232 5293/5788 1022

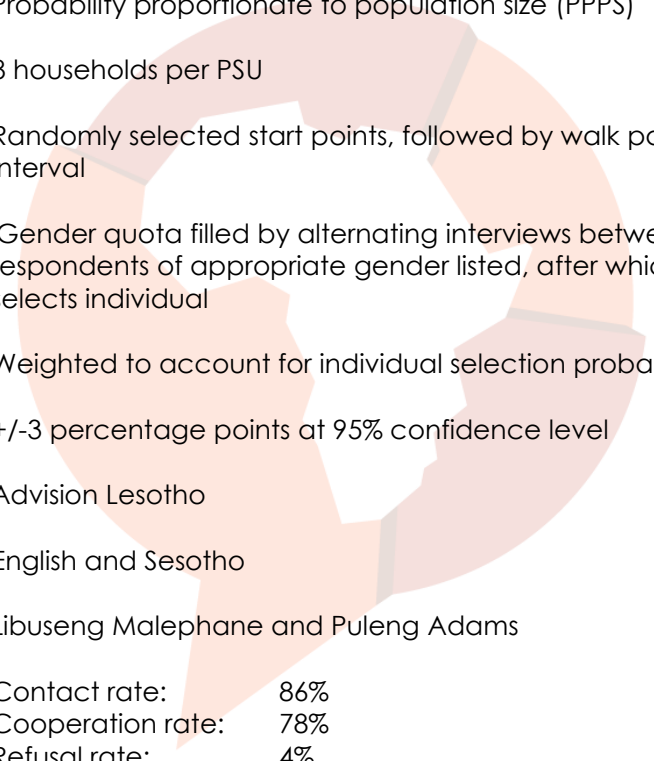
Puleng Adams
Co-National Investigator
Advision Lesotho
psamookodi@gmail.com
Tel: +266 6382 3713

Mamello Nkuebe
Field manager
Advision Lesotho
mamello.nkuebe@gmail.com
Tel: +266 5845 5590

Table of contents

Technical information form	4
Respondents and their households.....	5
Country's overall direction and most important problems.....	12
Economic life	15
Development and international relations	20
Democracy and politics	26
Freedoms	32
Citizenship and participation	36
Rule of law.....	38
Elections	41
Institutions and leaders	48
Traditional leaders	52
Corruption.....	55
Public services and government performance	58
Taxation.....	64
Identity and society.....	67
Crime and security	70
Climate change	71
Media and access to information	72
Youth	79
Country-specific questions	80
Other	85

Technical information form



Universe:	Citizens of Lesotho who are 18 years and older	
Sample design:	Nationally representative, random, clustered, stratified, multi-stage area probability sample	
Stratification:	District and urban/peri-urban/rural location	
Stages:	PSUs (from strata), start points, households, respondents	
PSU selection:	Probability proportionate to population size (PPPS)	
Cluster size:	8 households per PSU	
Household selection:	Randomly selected start points, followed by walk pattern using 5/10 interval	
Respondent selection:	Gender quota filled by alternating interviews between men and women; respondents of appropriate gender listed, after which computer randomly selects individual	
Weighting:	Weighted to account for individual selection probabilities	
Margin of error:	+/-3 percentage points at 95% confidence level	
Fieldwork by:	Advison Lesotho	
Survey languages:	English and Sesotho	
Main researchers:	Libuseng Malephane and Puleng Adams	
Outcome rates:	Contact rate:	86%
	Cooperation rate:	78%
	Refusal rate:	4%
	Response rate:	67%
Dates of fieldwork:	23 February – 11 March 2020	
Sample size:	1,200	
Sampling frame:	2020 population projections based on the 2016 Bureau of Statistics Population Census	
EA substitution rate:	0%	

Note: All figures in the following tables are percentages, rounded to one decimal place. Due to rounding, columns may not add up to exactly 100.0%. (Please note that Afrobarometer's general practice in most analysis and publications is to report findings rounded to whole numbers.) Readers are reminded that the sample size in Lesotho of 1,200 yields a margin of sampling error of +/-3 percentage points at a 95% confidence level. A dash ("-") or blank cell indicates that there were no responses in this category. For Questions 1 through 100, weighted frequency distributions are reported.

Note: This presentation of findings does NOT reflect the order in which survey questions were asked during the interview. We have numbered the questions as in the questionnaire but have ordered them by topic. To see the questionnaire, please visit www.afrobarometer.org.

Respondents and their households

Demographic distribution of the sample

		Unweighted	Weighted
Gender			
	Male	49.9	50.0
	Female	50.1	50.0
Location			
	Urban	32.7	33.2
	Rural	60.0	60.0
	Peri-urban	7.3	6.8
District			
	Maseru	27.3	27.6
	Mafeteng	9.3	9.3
	Mohale's Hoek	8.0	8.0
	Quthing	6.0	5.8
	Qacha's Nek	3.3	3.0
	Mokhotlong	5.3	5.3
	Butha-Buthe	5.3	5.1
	Leribe	15.3	15.4
	Berea	14.0	14.1
	Thaba Tseka	6.0	6.4
Education			
	No formal education	11.4	11.0
	Primary	41.7	41.0
	Secondary	36.6	37.5
	Post-secondary	9.1	9.3
	Don't know	0.7	1.2
Religion			
	Christian	93.2	95.1
	Muslim	0.3	0.4
	Other	6.5	3.9
	Don't know		0.6

Q1. How old are you?

	Urban	Rural	Peri-urban	Male	Female	Total
18-25	21.4	19.1	26.6	20.3	20.4	20.4
26-35	28.5	18.7	17.6	21.9	21.8	21.9
36-45	15.6	15.8	18.4	15.8	16.1	15.9
46-55	13.9	11.5	11.3	13.9	10.7	12.3
56-65	11.2	14.2	13.2	11.1	15.2	13.2
Over 65	9.4	20.6	12.9	17.0	15.7	16.4
Don't know	21.4	19.1	26.6	20.3	20.4	20.4

Q2. What is the primary language you speak in your home now?

	Urban	Rural	Peri-urban	Male	Female	Total
English	0.4	0.1		0.3	0.1	0.2
Sesotho	97.3	96.3	100.0	96.8	97.0	96.9
Septhuthi	0.3	0.9		0.4	0.8	0.6
Sethepu	2.1	2.7		2.5	2.1	2.3

Q81. What is your ethnic community, cultural group, or tribe?

	Urban	Rural	Peri-urban	Male	Female	Total
Mokoena	18.5	17.2	14.5	17.6	17.4	17.5
Motaung	10.5	8.8	10.2	9.7	9.2	9.4
Mohlakoana / Motebang	11.0	8.8	9.1	8.5	10.6	9.6
Mofokeng	17.9	17.8	18.5	17.1	18.7	17.9
Mosiea	5.6	6.7	9.5	7.8	5.3	6.6
Motsoeneng	2.0	3.1	0.3	2.6	2.4	2.5
Motloung	4.2	6.2	10.4	6.2	5.4	5.8
Lephuthing	1.4	1.2		0.9	1.5	1.2
Mophuthi	1.9	1.1	0.3	1.1	1.5	1.3
Motlokoa	1.7	1.2	2.3	1.7	1.3	1.5
Letebele	13.3	17.9	13.6	15.6	16.6	16.1
Lekholokoe	2.3	2.9		2.1	2.9	2.5
Lekhoakhoa	1.2	1.0	2.5	1.0	1.4	1.2
Mokubung	0.4	0.3	2.2	0.3	0.7	0.5
Mothepu	5.1	2.6	2.3	3.8	3.0	3.4
Mokhatla	0.4	1.4	1.5	1.8	0.4	1.1
Mosotho only, or "doesn't think of self in those terms"	0.5		1.3	0.4	0.1	0.3
Other	1.1	0.7		0.5	1.0	0.8
Refused to answer	0.5	0.2	1.5	0.6	0.1	0.4
Don't know	0.4	0.7		0.7	0.4	0.5

Q97. What is your highest level of education?

	Urban	Rural	Peri-urban	Male	Female	Total
No formal schooling	5.2	14.1	6.9	14.7	6.7	10.7
Informal schooling only (including Koranic schooling)	0.5	0.3		0.7		0.3
Some primary schooling	10.0	27.1	20.8	21.3	20.7	21.0
Primary school completed	13.2	23.7	21.2	15.4	24.7	20.0
Intermediate school or Some secondary school / high school	21.9	15.6	21.6	18.3	17.8	18.1
Secondary school / high school completed	27.7	15.2	16.3	18.2	20.6	19.4
Post-secondary qualifications, other than university e.g. a diploma or degree from a polytechnic or college	11.1	2.2	7.9	5.7	5.4	5.5
Some university	3.2	0.3	0.7	2.2	0.4	1.3
University completed	4.8	0.3	3.4	1.8	2.1	2.0
Post-graduate	1.4			0.5	0.4	0.5
Refused	1.0	0.1	1.3	0.3	0.7	0.5
Don't know	0.2	1.0		0.9	0.5	0.7

Q98A. What is your religion, if any?

	Urban	Rural	Peri-urban	Male	Female	Total
None	2.0	4.1	3.7	5.4	1.3	3.4
Christian only	3.8	2.4	5.8	4.1	2.1	3.1
Roman Catholic	36.7	43.1	49.8	40.6	42.2	41.4
Anglican	10.3	5.9	4.6	7.5	7.1	7.3
Lutheran	0.2	0.5	1.5	0.6	0.3	0.5
Methodist	2.7	0.6	3.5	1.0	2.0	1.5
Baptist	1.4	2.1	1.7	1.4	2.3	1.8
Evangelical	14.7	18.5	14.6	18.3	15.7	17.0
Pentecostal	11.7	6.4	2.3	6.3	9.5	7.9
Independent	1.9	0.9	1.5	1.3	1.1	1.2
Jehovah's Witness	0.6	0.1	1.7	0.4	0.4	0.4
Seventh Day Adventist	0.7	0.3	3.3	0.7	0.5	0.6
Muslim only	0.5			0.4		0.2
Ismaeli			1.7	0.2		0.1
Shia	0.2				0.2	0.1
Traditional / ethnic religion	0.6	0.3		0.7		0.4
Agnostic		0.2			0.2	0.1
Dutch Reformed	0.4	0.3	1.5	0.3	0.6	0.4
Church of Christ	0.8	0.6		0.4	0.8	0.6
Zionist Christian Church	8.2	10.6	2.5	6.8	11.7	9.2
Apostolic Church	2.1	2.5		2.6	1.7	2.2
Refused	0.4	0.3		0.4	0.2	0.3
Don't know		0.5		0.4	0.2	0.3

Q92A. Which of these things do you personally own? [If "No":] Does anyone else in your household own one: Radio?

	Urban	Rural	Peri-urban	Male	Female	Total
No, don't own	16.1	33.7	25.6	23.3	31.3	27.3
Yes, someone else owns	5.0	6.1	3.5	6.7	4.5	5.6
Yes, do own	78.8	59.9	70.9	69.6	64.2	66.9
Don't know		0.3		0.3		0.2

Q92B. Which of these things do you personally own? [If "No":] Does anyone else in your household own one: Television?

	Urban	Rural	Peri-urban	Male	Female	Total
No, don't own	31.2	70.1	42.9	50.7	60.0	55.4
Yes, someone else owns	4.7	4.4	9.5	6.4	3.3	4.9
Yes, do own	64.0	24.4	47.6	42.0	36.3	39.1
Don't know		1.0		0.8	0.4	0.6

Q92C. Which of these things do you personally own? [If "No":] Does anyone else in your household own one: Motor vehicle or motorcycle?

	Urban	Rural	Peri-urban	Male	Female	Total
No, don't own	68.6	87.2	84.1	78.7	82.9	80.8
Yes, someone else owns	8.1	4.3	6.1	6.4	5.0	5.7
Yes, do own	23.0	7.5	9.8	13.8	11.7	12.8
Refused	0.3			0.2		0.1
Don't know		1.0		0.8	0.4	0.6

Q92D. Which of these things do you personally own? [If "No":] Does anyone else in your household own one: Computer?

	Urban	Rural	Peri-urban	Male	Female	Total
No, don't own	70.2	92.0	83.6	81.8	86.6	84.2
Yes, someone else owns	10.2	2.1	3.9	5.4	4.5	4.9
Yes, do own	19.3	3.9	12.5	11.2	8.0	9.6
Refused	0.3			0.2		0.1
Don't know		1.9		1.3	0.9	1.1

Q92E. Which of these things do you personally own? [If "No":] Does anyone else in your household own one: Bank account?

	Urban	Rural	Peri-urban	Male	Female	Total
No, don't own	38.1	68.4	56.7	52.2	62.9	57.5
Yes, someone else owns	8.4	8.3	15.4	8.8	8.8	8.8
Yes, do own	52.6	21.5	27.9	36.8	27.7	32.3
Refused	0.3	0.4		0.7		0.4
Don't know	0.6	1.4		1.5	0.6	1.0

Q92F. Which of these things do you personally own? [If "No":] Does anyone else in your household own one: Mobile phone?

	Urban	Rural	Peri-urban	Male	Female	Total
No, don't own	2.5	10.4	7.8	8.8	6.4	7.6
Yes, someone else owns	1.9	6.1	0.8	4.0	4.7	4.3
Yes, do own	95.7	82.9	89.7	86.5	88.7	87.6
Don't know		0.5	1.7	0.7	0.2	0.4

Q92G. Does your phone have access to the Internet?

	Urban	Rural	Peri-urban	Male	Female	Total
No (does not have internet access)	36.7	49.2	41.9	44.1	45.0	44.6
Yes (has internet)	56.3	26.9	47.8	37.3	38.8	38.1
Not applicable	4.3	17.1	10.3	13.5	11.3	12.4
Refused	0.4				0.3	0.1
Don't know	2.2	6.9		5.1	4.7	4.9

Q92H. How often do you use: A mobile phone?

	Urban	Rural	Peri-urban	Male	Female	Total
Never	1.7	9.8	7.2	7.0	6.9	6.9
Less than once a month	1.3	3.2	1.6	3.0	2.0	2.5
A few times a month	0.8	6.2	1.5	3.9	4.2	4.1
A few times a week	8.9	17.6	9.7	14.1	14.3	14.2
Every day	87.4	62.8	80.0	71.7	72.5	72.1
Don't know		0.3		0.2	0.1	0.2

Q92I. How often do you use: The Internet?

	Urban	Rural	Peri-urban	Male	Female	Total
Never	41.0	68.5	56.1	58.3	58.7	58.5
Less than once a month	2.1	3.2	1.0	2.9	2.5	2.7
A few times a month	5.6	4.4	9.2	6.4	3.8	5.1
A few times a week	15.4	5.1	14.3	8.7	9.6	9.1
Every day	35.3	12.7	19.3	19.4	21.9	20.6
Don't know	0.7	6.1		4.4	3.4	3.9

Q93A. What is your main source of water for household use?

	Urban	Rural	Peri-urban	Male	Female	Total
Piped water into dwelling	4.2		0.3	0.9	2.0	1.4
Piped water into yard, plot or compound	72.7	7.4	37.4	31.9	30.3	31.1
Public tap or standpipe	12.6	65.1	43.7	46.5	46.0	46.3
Tubewell or borehole	1.8	2.5	4.0	2.7	2.0	2.4
Protected dug well		3.0	1.8	2.7	1.2	1.9
Unprotected dug well		5.2	2.6	3.2	3.5	3.3
Protected spring	2.6	5.2	1.7	4.4	3.7	4.1
Unprotected spring	0.7	8.5	5.0	5.4	6.0	5.7
Rainwater collection	0.6			0.2	0.3	0.2
Purchased from a cart with a small tank or drum	0.7	0.7	1.8	0.5	1.0	0.7
Purchased from a tanker truck	0.5	0.9	1.5	0.3	1.3	0.8
Surface water, like a river, dam, lake, pond, stream, canal or irrigation channel		0.6		0.2	0.5	0.4
Other	3.7	0.6		1.3	1.9	1.6
Don't know		0.2			0.3	0.1

Q93B. Do you have a toilet, water closet or latrine available for your use? [If yes] Is it inside your house, inside your compound, or outside your compound, or is there none available?

	Urban	Rural	Peri-urban	Male	Female	Total
No latrine	5.3	22.1	15.0	16.2	15.9	16.0
Inside the house	8.6	0.9	7.3	4.1	3.7	3.9
Inside the compound	84.8	74.0	73.4	77.0	78.0	77.5
Outside the compound	1.3	3.0	4.3	2.6	2.5	2.5

Q94A. Do you have an electric connection to your home from the Lesotho Electricity Company?

	Urban	Rural	Peri-urban	Male	Female	Total
No	22.4	69.3	34.8	50.4	52.4	51.4
Yes	77.6	30.7	65.2	49.6	47.6	48.6

Q94B. [If yes to Q94A] How often is electricity actually available from this connection?

	Urban	Rural	Peri-urban	Male	Female	Total
Never	2.0	1.2		1.7	1.1	1.4
Occasionally	8.6	4.2	15.6	6.0	6.8	6.4
About half of the time	1.3	2.2	1.9	1.6	2.2	1.9
Most of the time	37.9	13.5	25.4	24.0	20.9	22.4
All of the time	27.8	9.5	22.2	16.3	16.5	16.4
Not applicable	22.4	69.3	34.8	50.4	52.4	51.4

Q94C. Does your house use electric power from any source other than Lesotho Electricity Company?

	Urban	Rural	Peri-urban	Male	Female	Total
No	98.0	83.0	96.1	88.0	89.8	88.9
Yes	2.0	17.0	3.9	12.0	10.2	11.1

Q94D. [If yes to Q94C] What is the source of the electricity for this connection?

	Urban	Rural	Peri-urban	Male	Female	Total
Batteries or power bank	0.2	0.6		0.7	0.1	0.4
Generator	0.7	0.9	0.3	1.2	0.4	0.8
Solar panels	1.1	15.4	3.6	10.0	9.7	9.9
Multiple sources		0.1		0.2		0.1
Not Applicable	98.0	83.0	96.1	88.0	89.8	88.9

Q94E. [If yes to Q94C] Is the electricity source owned by your household, or does it come from outside of your household?

	Urban	Rural	Peri-urban	Male	Female	Total
Owned by household	2.0	16.4	3.9	11.6	9.9	10.7
Owned outside of household		0.5		0.4	0.1	0.3
Not Applicable	98.0	83.0	96.1	88.0	89.8	88.9
Don't know		0.1			0.2	0.1

Country's overall direction and most important problems

Q3. Let's start with your general view about the current direction of our country. Some people might think the country is going in the wrong direction. Others may feel it is going in the right direction. So let me ask YOU about the overall direction of the country: Would you say that the country is going in the wrong direction or going in the right direction?

	Urban	Rural	Peri-urban	Male	Female	Total
Going in the wrong direction	88.5	77.8	88.1	81.4	82.8	82.1
Going in the right direction	8.0	18.9	6.8	15.2	13.7	14.5
Don't know	3.5	3.2	5.1	3.5	3.4	3.5

Q48. (1st Response) In your opinion, what are the most important problems facing this country that government should address?

	Urban	Rural	Peri-urban	Male	Female	Total
Nothing/ no problems	0.4	0.3		0.4	0.3	0.3
Management of the economy	3.9	1.9	2.3	2.9	2.2	2.6
Wages, incomes and salaries	1.4	0.5		1.1	0.4	0.8
Unemployment	28.7	22.7	26.9	25.4	24.6	25.0
Poverty/destitution	10.4	16.7	13.0	12.6	16.1	14.3
Rates and Taxes	0.4	0.3		0.2	0.4	0.3
Loans / credit	0.3	0.1		0.1	0.2	0.2
Farming/agriculture	1.3	2.8		3.5	0.7	2.1
Food shortage/famine	2.3	5.9	5.1	3.6	5.7	4.6
Drought	0.2	0.7		0.8	0.2	0.5
Transportation	0.5	0.4	1.7	0.5	0.5	0.5
Infrastructure / roads	9.0	13.2	7.9	11.9	11.0	11.5
Education	7.2	3.1	2.6	3.2	5.6	4.4
Housing		0.3			0.3	0.2
Electricity	1.5	4.9		3.2	3.6	3.4
Water supply	3.8	6.1	6.8	5.1	5.7	5.4
Orphans/street children/homeless children	0.4	0.5		0.1	0.7	0.4
Services (other)	2.1	2.6	2.7	2.1	2.7	2.4
Health	2.4	0.6	1.0	0.8	1.7	1.2
AIDS	0.3			0.2		0.1
Sickness / Disease	0.9	0.6		0.8	0.5	0.6
Crime and Security	7.5	4.6	7.8	6.8	4.7	5.8
Corruption	5.6	2.5	3.0	3.8	3.4	3.6
Political violence		0.2		0.2		0.1
Political instability/political divisions/ ethnic tensions	1.6	1.2	0.7	1.9	0.7	1.3
Discrimination/ inequality	1.2	0.7	0.8	1.0	0.7	0.9
Democracy/political rights	0.7	0.2	0.7	0.8		0.4
Agricultural marketing	1.5	1.7	3.8	1.9	1.7	1.8

Climate change		0.1		0.2		0.1
Other responses	1.2	0.2	1.7	0.8	0.4	0.6
Refused	3.3	4.4	9.2	3.5	5.2	4.3
Don't know	0.2	0.2	2.3	0.7	0.1	0.4

Q48. (2nd Response) In your opinion, what are the most important problems facing this country that government should address?

	Urban	Rural	Peri-urban	Male	Female	Total
Management of the economy	3.6	1.2	2.0	2.4	1.7	2.0
Wages, incomes and salaries	1.7	1.6		2.1	1.0	1.5
Unemployment	17.0	11.0	11.6	14.3	11.8	13.0
Poverty/destitution	6.3	5.0	6.3	5.3	5.6	5.5
Rates and Taxes	0.6	0.3		0.3	0.4	0.4
Loans / credit		0.3	1.6	0.2	0.4	0.3
Farming/agriculture	2.6	5.4	3.3	4.8	3.8	4.3
Food shortage/famine	1.3	4.5	3.9	3.3	3.5	3.4
Drought		0.6		0.2	0.5	0.4
Transportation	0.2	0.8		0.9	0.1	0.5
Communications		0.3		0.1	0.2	0.2
Infrastructure / roads	9.3	14.6	9.4	13.2	11.7	12.5
Education	4.4	4.0	5.7	3.8	4.7	4.3
Housing	0.4	0.1		0.2	0.3	0.2
Electricity	2.7	7.2	1.6	4.5	6.1	5.3
Water supply	8.6	8.6	10.2	7.7	9.8	8.7
Orphans/street children/homeless children	0.7	1.6	1.9	0.5	2.2	1.4
Services (other)	4.3	4.3	2.2	4.2	4.1	4.1
Health	4.4	3.8	2.2	3.8	4.1	3.9
AIDS	0.6			0.4		0.2
Sickness / Disease	0.3	1.0		0.7	0.8	0.7
Crime and Security	8.4	5.8	5.1	6.0	7.2	6.6
Corruption	5.0	2.2	3.7	2.7	3.7	3.2
Political violence	0.5	0.1		0.5		0.2
Political instability/political divisions/ ethnic tensions	1.5	0.1	1.5	1.1	0.2	0.7
Discrimination/ inequality	0.5	0.9	0.8	0.7	0.8	0.8
Gender issues / women's rights			1.7	0.2		0.1
Democracy/political rights	0.8	1.0	1.7	0.9	1.1	1.0
Agricultural marketing	0.6	0.3	0.8	0.9		0.5
Climate change	0.4	0.5		0.7	0.2	0.4
Other responses	2.0	0.6	2.5	1.0	1.4	1.2
No further reply	11.2	12.2	20.3	12.3	12.6	12.4

Q48. (3rd Response) In your opinion, what are the most important problems facing this country that government should address?

	Urban	Rural	Peri-urban	Male	Female	Total
Management of the economy	1.0	1.4	2.1	2.0	0.7	1.3
Wages, incomes and salaries	1.7	1.2	0.8	1.2	1.5	1.3

Unemployment	10.7	9.5	5.9	9.4	9.8	9.6
Poverty/destitution	2.8	4.6	7.9	3.8	4.6	4.2
Rates and Taxes	0.7	0.3		0.5	0.4	0.4
Loans / credit	0.4	0.3		0.6		0.3
Farming/agriculture	2.4	4.5	2.5	4.3	3.0	3.7
Food shortage/famine	1.6	2.5	0.3	1.9	2.1	2.0
Drought	0.4	0.8		0.6	0.6	0.6
Transportation	0.5	0.5		0.4	0.5	0.5
Communications	0.5	1.6		1.6	0.7	1.1
Infrastructure / roads	7.9	11.1	7.2	8.4	11.2	9.8
Education	5.9	3.5	5.1	4.2	4.7	4.4
Electricity	3.2	6.4	3.8	4.9	5.4	5.2
Water supply	5.0	8.8	6.6	8.0	6.9	7.4
Orphans/street children/homeless children	1.9	0.7		0.7	1.3	1.0
Services (other)	6.3	4.2	7.0	4.3	5.9	5.1
Health	3.8	3.7	2.4	3.5	3.8	3.7
AIDS	0.3			0.2		0.1
Crime and Security	6.9	3.9	6.7	4.9	5.3	5.1
Corruption	4.4	2.1	4.5	3.8	2.2	3.0
Political instability/political divisions/ ethnic tensions	0.6	0.2		0.3	0.4	0.3
Discrimination/ inequality	1.9	0.5		0.6	1.3	0.9
Gender issues / women's rights	0.5	0.5		0.3	0.6	0.4
Democracy/political rights	0.8	0.2	1.5	0.9	0.1	0.5
Agricultural marketing		0.7		0.6	0.2	0.4
Climate change	0.5	0.3		0.4	0.3	0.4
Other responses	1.0	1.2	2.2	1.6	0.8	1.2
No further reply	26.5	24.7	33.5	26.0	25.7	25.9

Economic life

Let's discuss economic conditions.

Q4A. In general, how would you describe the present economic condition of this country?

	Urban	Rural	Peri-urban	Male	Female	Total
Very bad	60.3	55.2	59.2	57.2	57.1	57.1
Fairly bad	16.5	16.5	20.2	15.2	18.3	16.7
Neither good nor bad	2.2	2.3	2.2	2.8	1.7	2.3
Fairly good	7.0	9.3	2.3	9.4	6.7	8.0
Very good	11.5	15.1	13.5	13.5	14.1	13.8
Don't know	2.5	1.7	2.7	1.9	2.2	2.0

Q4B. In general, how would you describe your own present living conditions?

	Urban	Rural	Peri-urban	Male	Female	Total
Very bad	41.7	43.8	49.3	44.6	42.3	43.4
Fairly bad	27.0	26.5	26.7	25.8	27.7	26.7
Neither good nor bad	12.0	5.0	4.7	7.4	7.1	7.3
Fairly good	11.3	11.6	4.6	12.0	10.1	11.1
Very good	7.3	12.9	13.1	10.0	12.1	11.0
Don't know	0.7	0.2	1.6	0.2	0.8	0.5

Q6A. Looking back, how do you rate economic conditions in this country compared to 12 months ago?

	Urban	Rural	Peri-urban	Male	Female	Total
Much worse	51.8	48.2	49.6	47.2	51.8	49.5
Worse	11.6	14.6	18.9	14.2	13.6	13.9
Same	24.4	20.8	20.8	22.6	21.4	22.0
Better	8.4	11.6	8.0	11.4	9.2	10.3
Much better	2.1	2.8		3.3	1.5	2.4
Don't know	1.7	2.0	2.7	1.4	2.4	1.9

Q6B. Looking ahead, do you expect economic conditions in this country to be better or worse in 12 months' time?

	Urban	Rural	Peri-urban	Male	Female	Total
Much worse	19.4	13.5	23.4	17.3	14.9	16.1
Worse	6.5	4.6	4.9	6.3	4.1	5.2
Same	8.5	4.9	8.8	7.1	5.6	6.4
Better	26.4	29.5	25.9	25.7	30.7	28.2
Much better	36.5	43.9	33.8	40.8	40.7	40.8
Refused		0.1	0.8	0.1	0.1	0.1
Don't know	2.7	3.5	2.4	2.6	3.7	3.1

Q7A. Over the past year, how often, if ever, have you or anyone in your family gone without: Enough food to eat?

	Urban	Rural	Peri-urban	Male	Female	Total
Never	46.1	27.8	33.9	37.0	31.6	34.3
Just once or twice	19.7	22.7	28.5	23.3	21.0	22.1
Several times	12.5	16.3	15.9	14.1	15.9	15.0
Many times	18.3	29.2	19.9	22.6	27.3	25.0
Always	3.3	3.6	1.7	3.0	3.9	3.4
Refused		0.1			0.2	0.1
Don't know		0.2			0.2	0.1

Q7B. Over the past year, how often, if ever, have you or anyone in your family gone without: Enough clean water for home use?

	Urban	Rural	Peri-urban	Male	Female	Total
Never	40.1	40.3	31.6	38.9	40.4	39.7
Just once or twice	18.1	13.4	10.5	17.3	12.2	14.7
Several times	14.8	16.4	10.9	15.8	15.2	15.5
Many times	20.4	19.0	37.3	19.5	21.9	20.7
Always	6.6	10.9	9.7	8.5	10.3	9.4

Q7C. Over the past year, how often, if ever, have you or anyone in your family gone without: Medicines or medical treatment?

	Urban	Rural	Peri-urban	Male	Female	Total
Never	50.9	55.5	59.8	57.0	51.5	54.3
Just once or twice	18.0	17.1	18.7	18.1	17.0	17.5
Several times	15.5	10.7	11.4	10.9	13.8	12.4
Many times	13.3	11.6	5.2	11.0	12.4	11.7
Always	1.7	4.6	4.5	2.5	4.7	3.6
Refused		0.3			0.4	0.2
Don't know	0.6	0.2	0.3	0.5	0.3	0.4

Q7D. Over the past year, how often, if ever, have you or anyone in your family gone without: Enough fuel to cook your food?

	Urban	Rural	Peri-urban	Male	Female	Total
Never	50.1	49.0	35.5	50.3	46.6	48.4
Just once or twice	21.5	13.1	25.1	16.2	17.1	16.7
Several times	12.5	13.2	15.5	12.0	14.3	13.1
Many times	11.1	19.5	18.8	16.8	16.6	16.7
Always	4.8	5.2	5.1	4.7	5.4	5.1

Q7E. Over the past year, how often, if ever, have you or anyone in your family gone without: A cash income?

	Urban	Rural	Peri-urban	Male	Female	Total
Never	9.6	7.7	8.3	9.4	7.4	8.4
Just once or twice	12.7	6.5	5.9	9.9	7.2	8.5
Several times	15.7	11.7	17.5	12.3	14.5	13.4
Many times	23.1	30.1	33.7	27.6	28.4	28.0
Always	38.7	43.8	34.6	40.7	42.3	41.5
Don't know	0.3	0.2		0.1	0.3	0.2

Q5. How often, if ever, are people like you treated unfairly by the government based on your economic status, that is, how rich or poor you are?

	Urban	Rural	Peri-urban	Male	Female	Total
Never	63.8	59.9	57.5	60.8	61.2	61.0
Sometimes	11.4	16.4	11.6	13.6	15.2	14.4
Often	15.3	15.8	18.6	16.3	15.3	15.8
Always	6.8	6.2	8.6	7.8	5.3	6.5
Don't know	2.8	1.7	3.8	1.5	3.0	2.2

Q95A. Do you have a job that pays a cash income? [If "Yes":] Is it full time or part time? [If "No":] Are you currently looking for a job?

	Urban	Rural	Peri-urban	Male	Female	Total
No (not looking)	31.2	36.3	33.6	33.5	35.3	34.4
No (looking)	37.7	52.3	56.4	45.6	49.8	47.7
Yes, part time	9.7	5.1	3.8	7.7	5.3	6.5
Yes, full time	21.4	6.4	6.2	13.1	9.6	11.3

Q95B. If you have paid employment, that is, regular employment for which you receive something like an hourly wage or a regular salary, are you required to pay an income tax, that is, a tax deducted from your wages by your employer?

	Urban	Rural	Peri-urban	Male	Female	Total
No, not required to pay	19.6	7.9	5.3	13.1	10.1	11.6
Yes, required to pay	11.2	3.4	4.7	7.6	4.5	6.0
Not applicable	68.9	88.6	90.0	79.2	85.1	82.1
Don't know	0.4	0.2		0.1	0.4	0.2

Q95C. What is your main occupation? [If unemployed, retired, or disabled:] What was your last main occupation?

	Urban	Rural	Peri-urban	Male	Female	Total
Never had a job	16.4	32.8	22.8	24.3	29.0	26.7
Student	7.2	2.5	6.0	4.5	4.0	4.3
Housewife / homemaker	11.0	12.2	5.3	1.1	21.5	11.3
Agriculture / farming / fishing / forestry	5.6	10.3	11.8	13.0	4.8	8.9
Trader / hawker / vendor	10.5	5.9	11.9	8.4	7.4	7.9
Retail / Shop	3.9	2.6		2.8	2.9	2.8
Unskilled manual worker (e.g., cleaner, laborer, domestic help, unskilled manufacturing worker)	21.3	19.6	23.4	20.4	20.6	20.5
Artisan or skilled manual worker (e.g., trades like electrician, mechanic, machinist or skilled manufacturing worker)	6.8	6.8	12.9	12.2	2.2	7.2
Clerical or secretarial		0.5	1.5	0.5	0.4	0.4
Supervisor / Foreman / Senior Manager	1.6	0.7	1.6	1.6	0.5	1.0
Security services (police, army, private security)	1.9	1.1	1.1	2.2	0.5	1.4

Mid-level professional (e.g., teacher, nurse, mid-level government officer)	8.7	2.6	1.6	5.0	4.1	4.5
Upper-level professional (e.g., banker/finance, doctor, lawyer, engineer, accountant, professor, senior-level government)	1.4	0.6		1.1	0.6	0.8
Other	2.3	1.1		2.2	0.6	1.4
Refused	1.1	0.7		0.6	1.0	0.8
Don't know	0.2			0.1		0.1

Q95D. Do you work for yourself, for someone else in the private sector or the non-governmental sector, or for government? [If respondent indicated in Q95C that they were unemployed, retired, or disabled:] In your last job, did you work for yourself, for someone else in the private sector or the non-governmental sector, or for government?

	Urban	Rural	Peri-urban	Male	Female	Total
Works for self	20.9	19.9	31.7	26.9	15.2	21.0
Private sector	28.2	21.4	23.6	28.8	18.9	23.8
Non-governmental organizations / civil society sector	6.0	4.6	9.1	6.6	4.1	5.4
Government	8.2	6.0	1.4	6.8	6.0	6.4
Not applicable	34.6	47.5	34.2	30.0	54.6	42.3
Refused	1.0			0.2	0.4	0.3
Don't know	1.1	0.7		0.8	0.7	0.7

Q96A. What is the main way that decisions are made about how to use any money that you have or earn, for example from a job, a business, selling things or other activities?

	Urban	Rural	Peri-urban	Male	Female	Total
You make the decisions yourself	30.8	29.9	41.8	29.2	32.8	31.0
Your spouse makes the decisions	4.8	8.8	4.2	7.1	7.2	7.2
You make the decisions jointly with your spouse	44.1	39.2	31.5	41.3	39.2	40.3
You make the decisions jointly with other family members	13.6	16.0	18.9	15.5	15.3	15.4
Other family members make the decisions without you	4.0	5.6	3.6	5.8	4.0	4.9
None of the above / Some other response	1.0	0.4		0.4	0.7	0.6
Not applicable, no earnings	1.2	0.2		0.5	0.5	0.5
Refused to Answer	0.5			0.1	0.3	0.2

Q96B. Who is the head of this household, that is, the person who has primary responsibility for making decisions on behalf of the household?

	Urban	Rural	Peri-urban	Male	Female	Total
You [respondent]	56.5	53.0	63.1	73.0	36.7	54.8
Respondent's spouse	23.5	21.2	15.2	0.8	42.3	21.6
Respondent's father	8.0	9.5	5.5	10.8	6.7	8.7

Respondent's mother	6.9	9.0	8.7	9.7	6.9	8.3
Respondent's son	0.5	0.8		0.3	1.0	0.6
Respondent's daughter		0.1			0.2	0.1
Respondent's grandfather	0.6	1.5		1.4	0.8	1.1
Respondent's grandmother	0.6	2.4	2.5	1.1	2.5	1.8
Another male relative	1.1	1.6	1.5	1.8	1.1	1.4
Another female relative	0.6	0.6	2.8	0.6	0.9	0.8
Someone else	0.6	0.2	0.8	0.4	0.3	0.4
More than one person	0.2				0.1	0.1
Refused	0.1			0.1		0.0
Don't know	0.8			0.1	0.4	0.3

**Q96C. What is the main occupation of the head of the household? [If unemployed, retired, or disabled:]
What was his or her last main occupation?**

	Urban	Rural	Peri-urban	Male	Female	Total
Never had a job	4.2	14.9	11.3	8.0	14.3	11.1
Student	0.2	0.1	1.0		0.5	0.2
Housewife / homemaker	2.1	3.6	1.8	3.0	2.9	3.0
Agriculture / farming / fishing / forestry	1.4	4.2	2.3	0.7	5.6	3.2
Trader / hawker / vendor	5.7	3.1	4.1	2.3	5.8	4.0
Retail / Shop	2.6	0.3	1.6	0.6	1.8	1.2
Unskilled manual worker (e.g., cleaner, laborer, domestic help, unskilled manufacturing worker)	7.0	9.7	6.4	5.0	12.2	8.6
Artisan or skilled manual worker (e.g., trades like electrician, mechanic, machinist or skilled manufacturing worker)	7.0	2.8	3.9	2.4	6.1	4.3
Clerical or secretarial	0.5	0.2			0.6	0.3
Supervisor / Foreman / Senior Manager	0.2				0.1	0.1
Security services (police, army, private security)	0.9	0.1			0.7	0.4
Mid-level professional (e.g., teacher, nurse, mid-level government officer)	3.2	0.7	2.4	0.8	2.5	1.7
Upper-level professional (e.g., banker/finance, doctor, lawyer, engineer, accountant, professor, senior-level government)	1.1	0.1		0.3	0.6	0.4
Other	4.7	6.0		3.2	7.1	5.2
Not applicable	57.5	53.0	63.1	73.2	37.1	55.1
Refused	0.9	0.8	1.3		1.7	0.9
Don't know	0.8	0.3	0.8	0.7	0.3	0.5

Development and international relations

See related question(s) under “Public services and government performance.”

Now let's talk about how our country should relate to other countries in Southern Africa and in the world.

Q61. Which of the following statements is closest to your view?

Statement 1: People living in Southern Africa should be able to move freely across international borders in order to trade or work in other countries.

Statement 2: In order to protect their own citizens, governments should limit the cross-border movement of people and goods.

	Urban	Rural	Peri-urban	Male	Female	Total
Agree very strongly with 1	63.5	63.2	69.1	64.9	62.4	63.7
Agree with 1	12.3	11.9	7.4	11.3	12.2	11.7
Agree with 2	4.6	5.6	0.3	4.7	5.1	4.9
Agree very strongly with 2	19.0	16.5	19.7	17.6	17.6	17.6
Agree with neither	0.6	0.7	1.6	0.9	0.6	0.7
Refused		0.1			0.1	0.1
Don't know		2.1	1.8	0.7	2.1	1.4

Q62. In your opinion, how easy or difficult is it for people in Southern Africa to cross international borders in order to work or trade in other countries, or haven't you heard enough to say?

	Urban	Rural	Peri-urban	Male	Female	Total
Very difficult	35.2	38.4	39.3	38.3	36.5	37.4
Difficult	37.8	33.0	31.2	33.2	35.6	34.4
Easy	13.9	12.6	13.8	14.6	11.6	13.1
Very easy	6.8	6.5	3.1	6.7	6.1	6.4
Never try	1.8	1.6	4.1	1.6	2.2	1.9
Don't know	4.5	7.9	8.5	5.7	8.0	6.8

Q66. Which of the following statements is closest to your view?

Statement 1: In order to develop, our country must rely on trade with the rest of the world, including by opening our borders to foreign imports.

Statement 2: In order to develop, our country must rely on local production and protect local producers from foreign competition.

	Urban	Rural	Peri-urban	Male	Female	Total
Agree very strongly with 1	25.3	23.3	21.9	27.3	20.5	23.9
Agree with 1	9.5	9.3	9.4	10.5	8.3	9.4
Agree with 2	8.6	6.7	6.6	7.6	6.9	7.3
Agree very strongly with 2	54.7	56.2	57.5	51.5	60.0	55.8
Agree with neither	1.5	1.6	3.0	1.5	1.7	1.6
Refused		0.3		0.2	0.2	0.2
Don't know	0.5	2.6	1.6	1.3	2.3	1.8

Q67. Which of the following statements is closest to your view?

Statement 1: The government should only allow citizens and companies of our own country to trade in consumer goods, even if this means we will have fewer goods or higher prices.

Statement 2: The government should continue to permit foreigners and foreign corporations to set up retail shops in this country to ensure we have a wide choice of low-cost consumer goods.

	Urban	Rural	Peri-urban	Male	Female	Total
Agree very strongly with 1	24.2	28.0	36.1	23.4	31.2	27.3
Agree with 1	9.4	7.9	6.7	9.2	7.5	8.3
Agree with 2	11.2	10.2	7.1	8.4	12.2	10.3
Agree very strongly with 2	54.4	50.8	49.1	56.9	46.8	51.8
Agree with neither	0.8	1.6	1.0	1.7	0.9	1.3
Don't know		1.5		0.4	1.4	0.9

Q63. Which of the following statements is closest to your view?

Statement 1: It is important that as an independent nation, we finance development from our own resources, even if it means paying more taxes.

Statement 2: We should use external loans for the development of the country, even if it increases our indebtedness to foreign countries and institutions.

	Urban	Rural	Peri-urban	Male	Female	Total
Agree very strongly with 1	54.6	49.5	55.2	52.5	50.7	51.6
Agree with 1	16.9	13.1	11.4	13.6	14.9	14.3
Agree with 2	8.0	7.3	6.2	8.4	6.5	7.4
Agree very strongly with 2	17.0	22.8	23.1	20.0	21.7	20.9
Agree with neither	2.6	2.9	2.6	2.6	2.9	2.8
Refused	0.2			0.1		0.1
Don't know	0.8	4.4	1.6	2.8	3.2	3.0

Q64A. Which of the following statements is closest to your view?

Statement 1: When other countries give loans or development assistance to Lesotho, they should enforce strict requirements on how the funds are spent.

Statement 2: When other countries give Lesotho loans or development assistance, they should allow our government to make its own decisions about how to use the resources.

	Urban	Rural	Peri-urban	Male	Female	Total
Agree very strongly with 1	46.9	38.7	41.1	45.6	37.6	41.6
Agree with 1	8.2	9.4	10.8	9.5	8.7	9.1
Agree with 2	9.6	8.2	7.3	8.1	9.1	8.6
Agree very strongly with 2	34.5	41.4	36.4	35.6	42.0	38.8
Agree with neither	0.8	0.9	1.3	0.5	1.3	0.9
Refused		0.2			0.2	0.1
Don't know		1.2	3.1	0.8	1.0	0.9

Q64B. Which of the following statements is closest to your view?

Statement 1: When other countries give loans or development assistance to Lesotho, they should enforce strict requirements to make sure our government promotes democracy and respects human rights.

Statement 2: Even if other countries give Lesotho loans or development assistance, our government should make its own decisions about democracy and human rights.

	Urban	Rural	Peri-urban	Male	Female	Total
Agree very strongly with 1	39.6	31.0	42.6	38.8	30.5	34.6
Agree with 1	9.5	8.4	8.9	7.6	10.0	8.8
Agree with 2	10.7	9.3	7.2	9.1	10.2	9.6
Agree very strongly with 2	37.6	46.3	37.5	40.4	45.3	42.8
Agree with neither	2.3	2.3	1.3	2.4	2.1	2.2
Refused		0.3		0.1	0.2	0.2
Don't know	0.2	2.5	2.5	1.7	1.7	1.7

Q65A. To your knowledge, does China give loans or development assistance to our country's government, or haven't you had a chance to hear about this?

	Urban	Rural	Peri-urban	Male	Female	Total
No	15.4	17.3	7.2	16.6	15.3	16.0
Yes	60.1	42.9	58.7	53.2	46.1	49.7
Refused	0.2	0.2		0.1	0.2	0.2
Don't know	24.3	39.6	34.1	30.0	38.4	34.2

Q65B. [If yes on Q65A] Do you think that our government is required to repay China for the loans and development assistance it provides to Lesotho, or haven't you heard enough to say?

	Urban	Rural	Peri-urban	Male	Female	Total
No	31.6	25.5	31.1	27.3	28.5	27.9
Yes	24.1	14.5	23.6	22.3	14.3	18.3
Not applicable	39.9	57.1	41.3	46.8	53.9	50.3
Refused	0.3				0.2	0.1
Don't know	4.1	2.9	4.0	3.7	3.1	3.4

Q65C. [If yes on Q65A] Do you think our government has borrowed too much money from China, or haven't you heard enough to say?

	Urban	Rural	Peri-urban	Male	Female	Total
No	8.2	10.0	8.8	8.3	10.4	9.3
Yes	32.6	18.4	21.4	27.4	19.3	23.3
Not applicable	39.9	57.1	41.3	46.8	53.9	50.3
Don't know	19.3	14.5	28.5	17.6	16.4	17.0

Q65D. [If yes on Q65A] When the government of China gives loans or development assistance to Lesotho, do you think they put more requirements or fewer requirements on our government compared to other donor countries, or haven't you heard enough to say?

	Urban	Rural	Peri-urban	Male	Female	Total
Far fewer requirements	9.1	7.5	10.4	9.1	7.4	8.2
Somewhat fewer requirements	17.0	10.8	8.0	14.7	10.7	12.7
About the same number of requirements	7.1	4.1	7.1	4.9	5.7	5.3
Somewhat more requirements	6.4	4.9	11.8	6.4	5.4	5.9
Many more requirements	8.8	4.9	7.1	7.6	5.1	6.4
Not applicable	39.9	57.1	41.3	46.8	53.9	50.3
Don't know	11.7	10.7	14.4	10.6	12.0	11.3

Q69B. How much influence do you think China's economic activities in Lesotho have on our economy, or haven't you heard enough to say?

	Urban	Rural	Peri-urban	Male	Female	Total
None	11.0	9.6	9.0	10.5	9.6	10.0
A little	9.9	9.8	12.1	11.4	8.6	10.0
Some	20.3	14.8	20.4	16.7	17.3	17.0
A lot	36.1	31.0	28.9	35.1	30.1	32.6
Don't know	22.7	34.7	29.7	26.3	34.5	30.4

Q69A. In your opinion, which of the following countries, if any, would be the best model for the future development of our country, or is there some other country in Africa or elsewhere, that should be our model?

	Urban	Rural	Peri-urban	Male	Female	Total
None of these / There is no role model	1.7	0.9	5.9	2.1	0.9	1.5
United States	29.2	27.2	26.2	27.8	27.9	27.8
China	22.8	18.6	18.0	21.1	18.9	20.0
Britain	4.8	1.4	5.8	3.6	2.0	2.8
South Africa	26.0	30.5	23.1	27.6	29.4	28.5
Ethiopia	0.9	0.2	3.0	0.6	0.7	0.6
We should follow our own country's model	1.4	3.1	2.3	2.6	2.3	2.5
Botswana	3.0	1.4	2.7	2.3	1.7	2.0
Other country	1.9	0.6	0.3	1.8	0.2	1.0
Don't know	8.3	16.1	12.6	10.5	16.0	13.3

Q70A. In general, do you think that the economic and political influence of each of the following organizations on Lesotho is mostly positive, mostly negative, or haven't you heard enough to say: African Union?

	Urban	Rural	Peri-urban	Male	Female	Total
Very negative	3.6	4.5	5.8	4.3	4.3	4.3
Somewhat negative	3.6	4.7	7.0	6.1	2.9	4.5
Neither positive nor negative	5.3	2.8	1.5	4.9	2.2	3.5
Somewhat positive	29.1	23.8	15.2	26.5	23.4	25.0
Very positive	26.3	19.1	26.6	24.5	19.5	22.0
Refused	0.3				0.2	0.1
Don't know	31.9	45.1	43.9	33.8	47.4	40.6

Q70B. In general, do you think that the economic and political influence of each of the following organizations on Lesotho is mostly positive, mostly negative, or haven't you heard enough to say: SADC

	Urban	Rural	Peri-urban	Male	Female	Total
Very negative	5.6	7.1	5.9	6.9	6.2	6.5
Somewhat negative	5.4	6.1	6.2	6.5	5.2	5.9
Neither positive nor negative	5.4	3.5	1.9	5.0	3.0	4.0
Somewhat positive	37.1	24.0	25.8	27.9	29.0	28.5
Very positive	32.6	35.5	39.3	39.0	30.5	34.8
Don't know	13.8	23.9	20.8	14.6	26.0	20.3

Q70C. In general, do you think that the economic and political influence of each of the following organizations on Lesotho is mostly positive, mostly negative, or haven't you heard enough to say: United Nations agencies?

	Urban	Rural	Peri-urban	Male	Female	Total
Very negative	2.3	2.5	5.5	2.7	2.5	2.6
Somewhat negative	2.8	3.6	0.7	3.6	2.7	3.1
Neither positive nor negative	4.5	2.8	2.8	4.0	2.7	3.4
Somewhat positive	30.9	16.7	16.3	23.2	19.6	21.4
Very positive	30.2	23.5	28.5	28.7	23.5	26.1
Refused	1.0	0.2		0.4	0.4	0.4
Don't know	28.3	50.6	46.2	37.4	48.5	42.9

Q70D. And what about the following countries? Do you think that the economic and political influence of each of the following countries on Lesotho is mostly positive, mostly negative, or haven't you heard enough to say: Former colonial power, i.e. Britain?

	Urban	Rural	Peri-urban	Male	Female	Total
Very negative	6.7	4.8	5.9	6.5	4.6	5.5
Somewhat negative	4.5	3.1	2.7	4.2	2.8	3.5
Neither positive nor negative	5.4	2.6	6.1	3.4	4.0	3.7
Somewhat positive	18.9	17.3	15.2	20.7	14.7	17.7
Very positive	14.6	13.9	16.6	16.6	12.0	14.3
Don't know	49.9	58.3	53.5	48.5	61.8	55.2

Q70E. And what about the following countries? Do you think that the economic and political influence of each of the following countries on Lesotho is mostly positive, mostly negative, or haven't you heard enough to say: China?

	Urban	Rural	Peri-urban	Male	Female	Total
Very negative	11.9	11.2	10.3	12.4	10.3	11.4
Somewhat negative	8.1	5.8	6.1	7.7	5.5	6.6
Neither positive nor negative	2.1	2.0	2.6	1.9	2.2	2.1
Somewhat positive	35.8	21.5	16.9	25.8	26.1	26.0
Very positive	26.8	30.5	33.6	31.9	27.1	29.5
Don't know	15.3	29.0	30.5	20.3	28.8	24.5

Q70F. And what about the following countries? Do you think that the economic and political influence of each of the following countries on Lesotho is mostly positive, mostly negative, or haven't you heard enough to say: United States?

	Urban	Rural	Peri-urban	Male	Female	Total
Very negative	5.5	3.0	3.7	4.2	3.6	3.9
Somewhat negative	3.8	2.0	5.5	3.3	2.4	2.9
Neither positive nor negative	2.9	1.7	5.2	2.0	2.7	2.4
Somewhat positive	34.6	19.5	11.6	24.3	23.7	24.0
Very positive	33.0	32.2	35.4	37.3	28.1	32.7
Don't know	20.2	41.5	38.6	29.0	39.5	34.3

Q70G. And what about the following countries? Do you think that the economic and political influence of each of the following countries on Lesotho is mostly positive, mostly negative, or haven't you heard enough to say: Regional superpower, i.e. South Africa?

	Urban	Rural	Peri-urban	Male	Female	Total
Very negative	7.6	5.6	6.9	8.3	4.5	6.4
Somewhat negative	10.6	7.2	8.0	9.9	6.8	8.4
Neither positive nor negative	5.8	3.1	4.7	3.9	4.4	4.1
Somewhat positive	31.5	26.7	28.9	29.1	27.7	28.4
Very positive	30.0	32.8	29.8	32.0	31.3	31.6
Don't know	14.5	24.6	21.8	16.9	25.3	21.1

Q70H. And what about the following countries? Do you think that the economic and political influence of each of the following countries on Lesotho is mostly positive, mostly negative, or haven't you heard enough to say: Russia?

	Urban	Rural	Peri-urban	Male	Female	Total
Very negative	4.6	5.3	4.1	5.3	4.6	5.0
Somewhat negative	3.9	3.4	0.7	3.5	3.3	3.4
Neither positive nor negative	3.4	1.1		2.5	1.1	1.8
Somewhat positive	13.7	6.6	4.6	9.7	7.9	8.8
Very positive	10.3	7.8	12.5	10.5	7.4	8.9
Refused	0.3	0.2	1.6		0.6	0.3
Don't know	63.9	75.7	76.5	68.4	75.3	71.8

Q71. In thinking about the future of the next generation in our country, which of these international languages, if any, do you think is most important for young people to learn?

	Urban	Rural	Peri-urban	Male	Female	Total
None of these / No international language needed	2.5	1.2	1.8	1.7	1.7	1.7
English	82.7	89.9	82.8	83.0	91.1	87.0
French	6.1	2.0	2.8	4.5	2.3	3.4
Portuguese	0.7	0.4		0.3	0.6	0.5
Arabic	0.3	0.1		0.4		0.2
Chinese	5.2	3.0	6.4	5.4	2.5	4.0
Kiswahili	0.5	0.1	1.6	0.7		0.3
Sesotho	0.8	1.4	4.7	1.5	1.3	1.4
Other	0.6	0.5		0.9		0.5
Don't know	0.5	1.4		1.7	0.4	1.0

Democracy and politics

See related questions under “Institutions and leaders.”

Q20A. There are many ways to govern a country. Would you disapprove or approve of the following alternatives: Only one political party is allowed to stand for election and hold office?

	Urban	Rural	Peri-urban	Male	Female	Total
Strongly disapprove	36.0	30.9	35.0	37.9	27.9	32.9
Disapprove	10.9	7.7	10.0	7.4	10.4	8.9
Neither approve nor disapprove	1.6	1.3		2.0	0.6	1.3
Approve	14.2	16.3	16.2	14.2	16.9	15.6
Strongly approve	36.3	42.2	35.9	37.6	42.0	39.8
Refused		0.3		0.2	0.2	0.2
Don't know	1.0	1.3	2.8	0.7	2.0	1.3

Q20B. There are many ways to govern a country. Would you disapprove or approve of the following alternatives: The army comes in to govern the country?

	Urban	Rural	Peri-urban	Male	Female	Total
Strongly disapprove	62.8	63.4	76.6	68.3	59.9	64.1
Disapprove	12.5	10.0	5.1	7.9	13.0	10.5
Neither approve nor disapprove	1.0	1.4	1.0	1.6	0.9	1.2
Approve	8.1	8.7	5.6	7.5	9.0	8.3
Strongly approve	15.0	14.5	11.7	14.0	15.0	14.5
Refused		0.3		0.2	0.2	0.2
Don't know	0.5	1.7		0.5	1.9	1.2

Q20C. There are many ways to govern a country. Would you disapprove or approve of the following alternatives: Elections and Parliament] are abolished so that the Prime Minister can decide everything?

	Urban	Rural	Peri-urban	Male	Female	Total
Strongly disapprove	59.5	55.8	59.9	58.5	56.1	57.3
Disapprove	16.3	16.8	15.0	16.5	16.5	16.5
Neither approve nor disapprove	2.7	1.3	0.3	1.7	1.7	1.7
Approve	7.9	7.6	9.3	8.6	7.0	7.8
Strongly approve	11.8	16.6	15.4	13.4	16.4	14.9
Refused		0.5		0.2	0.4	0.3
Don't know	1.7	1.4		1.0	1.8	1.4

Q20D-LES. There are many ways to govern a country. Would you disapprove or approve of the following alternatives: Elections and Parliament are abolished so that the king can govern the country?

	Urban	Rural	Peri-urban	Male	Female	Total
Strongly Disapprove	23.2	23.2	20.3	27.2	18.8	23.0
Disapprove	7.0	6.9	8.6	7.5	6.6	7.1
Neither Approve Nor Disapprove	2.4	0.6	1.8	1.9	0.7	1.3
Approve	9.6	9.2	7.2	10.1	8.4	9.2
Strongly Approve	55.2	58.0	60.8	51.5	63.0	57.3
Refused	0.2	0.3		0.3	0.2	0.2
Don't know	2.4	1.7	1.3	1.4	2.5	1.9

Q21. Which of these three statements is closest to your own opinion?

Statement 1: Democracy is preferable to any other kind of government.

Statement 2: In some circumstances, a non-democratic government can be preferable.

Statement 3: For someone like me, it doesn't matter what kind of government we have.

	Urban	Rural	Peri-urban	Male	Female	Total
Statement 3: Doesn't matter	19.0	26.6	28.2	19.9	28.4	24.2
Statement 2: Sometimes non-democratic preferable	23.8	19.5	15.5	20.8	20.4	20.6
Statement 1: Democracy preferable	55.1	48.5	54.4	55.8	46.4	51.1
Refused		0.3		0.2	0.2	0.2
Don't know	2.1	5.2	1.8	3.3	4.6	3.9

Q22. Which of the following statements is closest to your view?

Statement 1: It is more important to have a government that can get things done, even if we have no influence over what it does.

Statement 2: It is more important for citizens to be able to hold government accountable, even if that means it makes decisions more slowly.

	Urban	Rural	Peri-urban	Male	Female	Total
Agree very strongly with 1	28.4	26.3	22.3	26.3	27.2	26.7
Agree with 1	7.9	6.1	5.6	4.8	8.5	6.7
Agree with 2	4.6	8.1	8.6	7.1	6.9	7.0
Agree very strongly with 2	56.1	56.8	61.0	58.6	55.0	56.8
Agree with neither	2.3	1.2	1.3	1.9	1.2	1.5
Don't know	0.7	1.5	1.3	1.3	1.1	1.2

Q22-LES. Which of the following statements is closest to your view?

Statement 1: It is more important to have a parliament that can pass laws, even if we have no influence over what it does.

Statement 2: It is more important for citizens to give their input into the formulation of laws, even if that means it slows down the law-making process.

	Urban	Rural	Peri-urban	Male	Female	Total
Agree very strongly with 1	9.0	11.9	10.8	12.2	9.6	10.9
Agree with 1	1.5	3.1	5.6	2.3	3.1	2.7
Agree with 2	6.7	7.6	8.1	6.4	8.2	7.3
Agree very strongly with 2	81.2	75.0	75.4	77.6	76.6	77.1
Agree with neither	1.6	1.3		1.4	1.3	1.3
Don't know		1.1		0.1	1.2	0.7

Q29. Which of the following statements is closest to your view?

Statement 1: Parliament should ensure that the prime minister explains to it on a regular basis how his government spends taxpayers' money.

Statement 2: The prime minister should be able to devote his full attention to developing the country rather than wasting time justifying his actions.

	Urban	Rural	Peri-urban	Male	Female	Total
Agree very strongly with 1	60.6	52.9	56.2	57.0	54.4	55.7
Agree with 1	8.8	8.0	11.3	8.0	8.9	8.5
Agree with 2	4.3	4.7	5.1	4.8	4.5	4.6
Agree very strongly with 2	24.5	32.2	26.3	27.7	30.8	29.3
Agree with neither	0.9	1.5	1.0	1.9	0.6	1.3
Don't know	0.8	0.7		0.6	0.7	0.7

Q34. Which of the following statements is closest to your view?

Statement 1: The Constitution should limit the prime minister to serving a maximum of two terms in office.

Statement 2: There should be no constitutional limit on how long the prime minister can serve.

	Urban	Rural	Peri-urban	Male	Female	Total
Agree very strongly with 1	59.0	52.1	63.7	55.9	54.4	55.2
Agree with 1	9.7	9.9	6.1	9.1	10.1	9.6
Agree with 2	3.7	4.8	3.1	5.4	3.3	4.3
Agree very strongly with 2	23.3	30.2	24.6	26.7	28.3	27.5
Agree with neither	3.3	1.9		1.4	3.1	2.2
Don't know	1.0	1.1	2.5	1.5	0.9	1.2

Q35A. Should there be a minimum age for candidates for president?

	Urban	Rural	Peri-urban	Male	Female	Total
No, no minimum	34.1	33.9	29.4	35.5	31.9	33.7
Yes, should be a minimum	63.7	61.4	67.8	61.5	63.7	62.6
Refused	0.3			0.2		0.1
Don't know	1.9	4.7	2.8	2.8	4.4	3.6

Q35B. [If "Yes":] What should the minimum age be?

	Urban	Rural	Peri-urban	Male	Female	Total
18	2.9	2.3	2.2	2.8	2.2	2.5
20	1.2	2.4	1.6	1.8	2.0	1.9
21	0.2	0.6		0.7	0.2	0.4
22	0.3	0.2		0.4		0.2
23	0.3			0.2		0.1
24			1.3	0.2		0.1
25	4.6	2.4	3.9	3.7	2.8	3.3
26	0.5			0.3		0.2
27		0.1		0.1		0.1
28	0.7			0.2	0.3	0.2
29	0.2				0.1	0.1
30	10.5	7.4	15.6	8.0	10.0	9.0
31		0.1			0.1	0.1
32	0.2	0.2	1.6		0.5	0.3
33			0.8		0.1	0.1
34	0.6	0.1		0.2	0.4	0.3

35	9.7	6.7	9.2	7.7	8.1	7.9
36		0.3			0.4	0.2
37		0.3		0.2	0.2	0.2
38	0.3	0.7	1.0	0.4	0.7	0.6
39		0.2		0.1	0.1	0.1
40	15.8	16.1	13.3	15.4	16.1	15.8
41	0.4			0.3		0.1
42	0.2				0.1	0.1
45	5.4	5.6	3.7	4.8	6.0	5.4
46		0.1	0.7	0.1	0.1	0.1
47	0.3				0.2	0.1
48	0.2	0.3			0.5	0.2
49	0.2				0.1	0.1
50	6.8	10.8	5.2	9.0	9.1	9.1
51		0.1		0.2		0.1
55	0.2	1.1	3.6	1.2	0.7	1.0
59		0.1		0.2		0.1
60	1.5	1.9	2.6	2.5	1.1	1.8
65	0.3	0.2			0.5	0.2
70		0.4		0.2	0.3	0.2
Not applicable	36.3	38.6	32.2	38.5	36.3	37.4
Don't know	0.2	0.7	1.6	0.6	0.6	0.6

Q35C. Should there be a maximum age for candidates for president?

	Urban	Rural	Peri-urban	Male	Female	Total
No, no maximum	23.4	25.6	21.8	25.7	23.6	24.6
Yes, should be a maximum	73.4	71.6	76.9	71.5	73.6	72.6
Refused	0.3		1.3	0.3		0.2
Don't know	2.8	2.8		2.4	2.8	2.6

Q35D. [If "Yes":] What should the maximum age be?

	Urban	Rural	Peri-urban	Male	Female	Total
25		0.2			0.2	0.1
30		0.2		0.2		0.1
33	0.2				0.2	0.1
35	0.3	0.1	2.4	0.5	0.1	0.3
40	2.1	1.5	4.8	1.8	2.0	1.9
42	0.2			0.1		0.1
45	2.3	0.3	1.3	1.4	0.6	1.0
46		0.1			0.1	0.1
48	0.3	0.2		0.2	0.2	0.2
50	8.4	8.4	13.5	6.0	11.5	8.8
52			0.8		0.1	0.1
54		0.1	0.3	0.2	0.0	0.1
55	3.8	1.9	2.9	2.7	2.4	2.6
58	0.7	0.2		0.3	0.4	0.4
59	0.3			0.2		0.1
60	20.3	20.7	19.5	19.7	21.2	20.5
63		0.1		0.2		0.1
65	10.8	9.0	4.5	10.1	8.5	9.3
68		0.2			0.2	0.1
69	0.2	0.7		0.2	0.7	0.5

70	18.4	18.8	18.1	19.9	17.3	18.6
72		0.1		0.2		0.1
75	1.8	1.1	2.8	1.7	1.2	1.5
77	0.3				0.2	0.1
78		0.2		0.2	0.1	0.1
79		0.2		0.2	0.1	0.1
80	2.5	3.8	1.8	3.1	3.4	3.3
82		0.1			0.1	0.1
85	0.5	0.2	1.5	0.2	0.6	0.4
90		1.7	1.6	1.0	1.2	1.1
100		0.2		0.3		0.1
Not applicable	26.6	28.4	23.1	28.5	26.4	27.4
Refused		0.1	1.0	0.1	0.2	0.1
Don't know		1.1		0.8	0.5	0.7

Q36. In your opinion, how much of a democracy is Lesotho today?

	Urban	Rural	Peri-urban	Male	Female	Total
Not a democracy	18.1	17.0	23.2	20.2	15.4	17.8
A democracy, with major problems	57.7	55.2	45.1	52.9	57.8	55.3
A democracy, but with minor problems	17.5	13.6	21.6	14.0	16.8	15.4
A full democracy	4.8	7.7	7.0	8.3	5.0	6.7
Do not understand question / democracy		2.7	1.0	1.8	1.6	1.7
Don't know	1.9	3.9	2.1	2.8	3.4	3.1

Q37. Overall, how satisfied are you with the way democracy works in Lesotho?

	Urban	Rural	Peri-urban	Male	Female	Total
The country is not a democracy	2.6	2.3	4.6	3.4	1.7	2.5
Not at all satisfied	58.8	58.3	55.6	57.4	59.2	58.3
Not very satisfied	17.7	13.2	17.2	15.0	14.9	14.9
Fairly satisfied	14.9	13.1	11.5	12.4	14.8	13.6
Very satisfied	4.0	9.7	9.9	9.2	6.5	7.8
Refused	0.3			0.2		0.1
Don't know	1.7	3.4	1.3	2.5	3.0	2.7

Q52A. Who should be responsible for making sure that, once elected, members of Parliament do their jobs?

	Urban	Rural	Peri-urban	Male	Female	Total
The prime minister / executive	48.2	37.9	29.4	43.4	38.1	40.7
The Parliament / county assembly	14.7	15.8	19.4	15.9	15.5	15.7
Their political party	5.3	7.1	4.7	6.4	6.2	6.3
The voters	26.3	31.7	41.5	28.8	32.3	30.6
No one	1.8	1.8	2.0	1.9	1.7	1.8
Don't know	3.8	5.8	3.1	3.7	6.2	4.9

Q52B. Who should be responsible for making sure that, once elected, the prime minister does his or her job?

	Urban	Rural	Peri-urban	Male	Female	Total
The president / executive	11.2	13.0	13.4	14.5	10.3	12.4
The Parliament / county assembly	46.5	39.8	42.8	40.6	43.8	42.2
Their political party	12.4	8.9	4.5	9.9	9.7	9.8
The voters	26.8	30.8	32.9	30.2	29.1	29.6
No one	1.7	2.6	1.3	2.3	2.1	2.2
Don't know	1.4	4.9	5.1	2.5	5.0	3.7

Q26. Which of the following statements is closest to your view?**Statement 1: Our elected officials should listen to constituents' views and do what they demand.****Statement 2: Our elected leaders should follow their own ideas in deciding what is best for the country.**

	Urban	Rural	Peri-urban	Male	Female	Total
Agree very strongly with 1	70.7	68.8	77.6	70.0	70.1	70.1
Agree with 1	10.4	9.0	7.4	9.7	9.1	9.4
Agree with 2	2.7	3.9	3.3	3.4	3.5	3.5
Agree very strongly with 2	14.7	17.0	11.7	15.8	16.0	15.9
Agree with neither	1.3	0.6		0.6	1.0	0.8
Refused		0.1		0.1		0.1
Don't know	0.2	0.5		0.3	0.3	0.3

Q27. Which of the following statements is closest to your view?**Statement 1: Our elected leaders need to focus on empowering our most capable citizens.****Statement 2: Our elected leaders should focus on helping people who have been left behind by economic and social change.**

	Urban	Rural	Peri-urban	Male	Female	Total
Agree very strongly with 1	4.9	4.6	6.4	6.0	3.7	4.8
Agree with 1	4.4	2.2	2.4	2.5	3.4	2.9
Agree with 2	3.8	6.6	6.4	6.1	5.2	5.7
Agree very strongly with 2	84.4	84.6	81.5	82.7	85.9	84.3
Agree with neither	1.9	1.3	2.1	2.1	0.9	1.5
Refused		0.1		0.1		0.0
Don't know	0.6	0.6	1.3	0.4	0.9	0.7

Q28. Which of the following statements is closest to your view?**Statement 1: Experts with specialized education or skills are needed to help make the most important decisions for our country.****Statement 2: The people and their elected representatives know what is best; they do not need the advice of experts to run the country.**

	Urban	Rural	Peri-urban	Male	Female	Total
Agree very strongly with 1	69.8	58.3	62.4	63.6	61.2	62.4
Agree with 1	9.8	10.0	6.1	7.5	11.8	9.6
Agree with 2	3.6	4.6	5.3	4.0	4.7	4.3
Agree very strongly with 2	15.5	24.4	23.3	23.1	19.6	21.4
Agree with neither	1.0	1.8	1.8	1.5	1.7	1.6
Refused		0.1		0.2		0.1
Don't know	0.2	0.8	1.0	0.2	1.0	0.6

Q31. Which of the following statements is closest to your view?

Statement 1: Whichever party or group wins elections should be able to pursue the policies they prefer, without needing to compromise with others.

Statement 2: In a democracy, it is important to make compromises between the preferences and needs of different groups.

	Urban	Rural	Peri-urban	Male	Female	Total
Agree very strongly with 1	7.1	7.9	8.6	8.6	6.7	7.7
Agree with 1	2.2	3.6	1.1	2.2	3.7	2.9
Agree with 2	9.9	8.4	11.4	7.6	10.6	9.1
Agree very strongly with 2	78.9	77.5	76.0	79.0	76.7	77.9
Agree with neither	1.5	0.9		1.6	0.5	1.1
Don't know	0.4	1.7	2.8	1.0	1.7	1.4

Freedom

See related questions under “Media and access to information.”

Q10A. In this country, how free are you to say what you think?

	Urban	Rural	Peri-urban	Male	Female	Total
Not at all free	20.6	15.7	20.5	17.6	17.8	17.7
Not very free	14.3	11.9	11.1	11.1	14.2	12.6
Somewhat free	25.1	25.7	27.7	27.8	23.5	25.7
Completely free	37.7	44.8	34.7	42.3	41.3	41.8
Don't know	2.2	1.9	6.1	1.3	3.3	2.3

Q10B. In this country, how free are you to join any political organization you want?

	Urban	Rural	Peri-urban	Male	Female	Total
Not at all free	13.4	8.9	6.0	8.7	11.6	10.2
Not very free	8.1	6.2	8.9	6.2	7.8	7.0
Somewhat free	24.9	25.8	30.5	27.4	24.3	25.9
Completely free	48.5	55.2	47.6	53.8	51.2	52.5
Refused	0.7	1.2		0.7	1.2	1.0
Don't know	4.5	2.7	7.0	3.4	3.8	3.6

Q10C. In this country, how free are you to choose who to vote for without feeling pressured?

	Urban	Rural	Peri-urban	Male	Female	Total
Not at all free	7.1	6.3	3.2	5.7	7.0	6.3
Not very free	6.6	3.8	5.7	4.2	5.6	4.9
Somewhat free	21.6	20.4	28.1	21.2	21.5	21.4
Completely free	60.1	66.3	57.9	65.0	62.4	63.7
Refused	0.7	1.1		0.8	1.1	0.9
Don't know	3.8	2.0	5.2	3.3	2.4	2.9

Q40a. In your opinion, how often, in this country, do people have to be careful of what they say about politics?

	Urban	Rural	Peri-urban	Male	Female	Total
Never	5.4	14.6	8.9	11.7	10.6	11.2
Rarely	15.6	20.8	16.6	19.1	18.5	18.8
Often	41.6	28.4	31.3	33.8	32.1	32.9
Always	35.4	31.8	39.1	32.8	34.2	33.5
Refused		0.1			0.2	0.1
Don't know	2.0	4.3	3.9	2.6	4.5	3.5

Q40b. Does the Prime Minister ignore the courts and laws of this country?

	Urban	Rural	Peri-urban	Male	Female	Total
Never	5.8	9.2	10.7	9.2	7.2	8.2
Rarely	24.9	25.3	18.6	25.0	24.4	24.7
Often	36.6	26.6	35.6	30.4	30.7	30.5
Always	25.9	23.7	30.6	26.3	23.5	24.9
Refused	0.3				0.2	0.1
Don't know	6.6	15.2	4.4	9.2	14.0	11.6

Q40c. Does the Prime Minister ignore Parliament and just do what he wants?

	Urban	Rural	Peri-urban	Male	Female	Total
Never	8.6	10.2	9.6	11.4	7.8	9.6
Rarely	21.8	17.9	18.0	18.3	20.2	19.2
Often	37.5	31.4	39.6	32.7	35.2	34.0
Always	22.5	26.0	19.4	25.6	23.2	24.4
Refused	0.3	0.1		0.1	0.2	0.2
Don't know	9.3	14.4	13.4	11.8	13.5	12.6

Q40d. Do people have to be careful of what they say about politics?

	Urban	Rural	Peri-urban	Male	Female	Total
Never	10.8	11.4	15.7	10.8	12.2	11.5
Rarely	10.8	14.5	10.3	14.4	11.7	13.0
Often	26.2	21.9	14.5	22.5	23.1	22.8
Always	49.1	46.7	57.5	49.3	47.2	48.2
Refused	0.2				0.1	0.1
Don't know	2.8	5.5	1.9	3.0	5.7	4.4

Q40e. Are people treated unequally under the law?

	Urban	Rural	Peri-urban	Male	Female	Total
Never	10.1	16.3	11.1	14.2	13.7	13.9
Rarely	13.6	16.5	21.0	15.7	16.0	15.9
Often	34.7	31.2	28.2	30.6	33.7	32.2
Always	36.4	27.4	31.4	33.3	28.0	30.7
Don't know	5.3	8.5	8.3	6.2	8.6	7.4

Q40f. Do officials who commit crimes go unpunished?

	Urban	Rural	Peri-urban	Male	Female	Total
Never	8.8	13.8	16.4	12.5	12.2	12.3
Rarely	11.8	14.2	10.9	13.8	12.6	13.2
Often	47.6	36.3	31.7	40.3	39.2	39.7
Always	27.9	24.5	32.0	26.7	25.6	26.2
Refused		0.2		0.2	0.1	0.1
Don't know	3.9	10.8	9.1	6.5	10.4	8.4

Q40g. Do ordinary people who break the law go unpunished?

	Urban	Rural	Peri-urban	Male	Female	Total
Never	38.1	38.5	35.4	38.8	37.6	38.2
Rarely	19.3	16.9	16.7	18.4	17.0	17.7
Often	23.3	19.3	26.9	20.1	22.2	21.1
Always	17.7	22.9	16.8	21.1	20.5	20.8
Don't know	1.5	2.4	4.2	1.7	2.8	2.2

Q40h-LES. Do the police abuse or torture people in their custody?

	Urban	Rural	Peri-urban	Male	Female	Total
Never	0.8	4.7	2.8	3.4	3.0	3.2
Rarely	6.3	12.4	4.3	11.1	8.6	9.8
Often	30.5	27.4	29.3	27.3	29.8	28.5
Always	57.9	46.3	55.5	53.0	48.5	50.8
Refused		0.1	0.3	0.0	0.2	0.1
Don't know	4.6	9.1	7.8	5.1	10.0	7.5

Q19A. Let's talk for a moment about the kind of society you would like to have in this country. Which of the following statements is closest to your view?

Statement 1: The government should be able to ban any organization that goes against its policies.

Statement 2: We should be able to join any organization, whether or not the government approves of it.

	Urban	Rural	Peri-urban	Male	Female	Total
Agree very strongly with 1	7.7	12.5	14.0	9.5	12.4	11.0
Agree with 1	3.3	2.6	1.0	2.7	2.8	2.7
Agree with 2	7.3	6.8	7.8	8.1	6.0	7.0
Agree very strongly with 2	80.9	74.0	75.5	77.4	75.4	76.4
Agree with neither	0.6	1.6	1.6	1.4	1.1	1.3
Refused		0.3			0.3	0.2
Don't know	0.3	2.2		0.9	2.0	1.4

Q73. Which of the following statements is closest to your view?

Statement 1: Even if faced with threats to public security, people should be free to move about the country at any time of day or night.

Statement 2: When faced with threats to public security, the government should be able to impose curfews and set up special roadblocks to prevent people from moving around.

	Urban	Rural	Peri-urban	Male	Female	Total
Agree very strongly with 1	64.5	56.4	58.9	61.2	57.3	59.2
Agree with 1	9.4	9.6	9.4	9.3	9.7	9.5
Agree with 2	4.2	3.7	4.1	4.1	3.6	3.9
Agree very strongly with 2	19.1	26.5	24.2	21.5	26.3	23.9
Agree with neither	2.1	1.7	0.8	2.4	1.1	1.8
Refused		0.2		0.2		0.1
Don't know	0.7	2.0	2.7	1.2	2.0	1.6

Q74. Which of the following statements is closest to your view?

Statement 1: Government should be able to monitor private communications, for example on mobile phones, to make sure that people are not plotting violence.

Statement 2: People should have the right to communicate in private without a government agency reading or listening to what they are saying.

	Urban	Rural	Peri-urban	Male	Female	Total
Agree very strongly with 1	23.0	25.8	24.1	26.6	22.9	24.7
Agree with 1	6.2	7.5	3.9	6.1	7.4	6.8
Agree with 2	5.7	7.0	9.5	7.4	6.2	6.8
Agree very strongly with 2	63.8	57.5	60.3	58.2	61.3	59.8
Agree with neither	0.6	1.0	1.0	1.1	0.8	0.9
Don't know	0.6	1.2	1.2	0.5	1.5	1.0

Q75. Which of the following statements is closest to your view?

Statement 1: Freedom of religion and worship are absolute, meaning that government should never limit what is said in a place of worship.

Statement 2: Government should have the power to regulate what is said in places of worship, especially if preachers or congregants threaten public security.

	Urban	Rural	Peri-urban	Male	Female	Total
Agree very strongly with 1	55.1	53.6	63.4	50.9	58.7	54.8
Agree with 1	10.1	9.6	11.2	10.4	9.4	9.9
Agree with 2	5.8	6.3	4.4	6.8	5.3	6.0
Agree very strongly with 2	27.2	27.8	21.0	30.0	24.3	27.2
Agree with neither	1.3	1.2		1.4	0.8	1.1
Refused		0.2			0.3	0.1
Don't know	0.5	1.2		0.6	1.2	0.9

Citizenship and participation

See related questions under “Elections.”

Q9. When you get together with your friends or family, would you say you discuss political matters frequently, occasionally, or never?

	Urban	Rural	Peri-urban	Male	Female	Total
Never	29.2	36.5	43.4	31.5	37.6	34.5
Occasionally	27.2	29.4	21.8	28.0	28.4	28.2
Frequently	42.6	33.9	34.8	40.5	33.2	36.9
Refused		0.2			0.2	0.1
Don't know	1.0				0.6	0.3

Q11A. Here is a list of actions that people sometimes take as citizens. For each of these, please tell me whether you, personally, have done any of these things during the past year. [If “No”:] Would you do this if you had the chance: Attended a community meeting?

	Urban	Rural	Peri-urban	Male	Female	Total
No, would never do this	8.7	3.3	10.2	3.3	7.8	5.6
No, would do it if I had the chance	26.1	11.3	19.1	11.7	21.7	16.7
Yes, once or twice	13.2	8.6	8.7	9.1	11.2	10.2
Yes, several times	20.5	27.6	13.8	25.6	23.0	24.3
Yes, often	31.5	49.0	48.1	50.1	36.2	43.2
Don't know		0.2		0.2		0.1

Q11B. Here is a list of actions that people sometimes take as citizens. For each of these, please tell me whether you, personally, have done any of these things during the past year. [If “No”:] Would you do this if you had the chance: Got together with others to raise an issue?

	Urban	Rural	Peri-urban	Male	Female	Total
No, would never do this	7.5	8.0	14.2	5.1	11.4	8.2
No, would do it if I had the chance	29.2	18.9	23.4	18.2	27.1	22.6
Yes, once or twice	15.8	15.5	15.4	14.7	16.4	15.5
Yes, several times	25.1	26.7	29.6	30.4	22.3	26.3
Yes, often	22.4	30.5	17.4	31.2	22.6	26.9
Don't know		0.5		0.4	0.2	0.3

Q11C. Here is a list of actions that people sometimes take as citizens. For each of these, please tell me whether you, personally, have done any of these things during the past year. [If “No”:] Would you do this if you had the chance: Participated in a demonstration or protest march?

	Urban	Rural	Peri-urban	Male	Female	Total
No, would never do this	28.5	35.2	36.8	30.3	35.9	33.1
No, would do it if I had the chance	46.7	45.2	43.6	45.8	45.4	45.6
Yes, once or twice	9.3	7.3	4.8	9.4	6.2	7.8
Yes, several times	7.0	4.1	8.0	6.3	4.3	5.3
Yes, often	6.5	5.0	5.2	5.7	5.3	5.5
Refused		0.1			0.1	0.1
Don't know	2.0	3.2	1.6	2.5	2.8	2.7

Q12A. During the past year, how often have you contacted any of the following persons about some important problem or to give them your views: A community councillor?

	Urban	Rural	Peri-urban	Male	Female	Total
Never	76.0	56.0	65.6	58.1	68.5	63.3
Only once	8.2	15.6	6.4	16.0	9.1	12.6
A few times	12.3	19.6	19.0	17.2	17.0	17.1
Often	3.5	8.6	9.0	8.4	5.4	6.9
Don't know		0.2		0.3		0.1

Q12B. During the past year, how often have you contacted any of the following persons about some important problem or to give them your views: A member of Parliament?

	Urban	Rural	Peri-urban	Male	Female	Total
Never	87.7	91.6	83.8	87.0	92.5	89.8
Only once	4.0	2.5	3.3	3.9	2.2	3.0
A few times	7.1	4.6	8.9	6.3	5.1	5.7
Often	1.3	1.1	4.1	2.6	0.2	1.4
Don't know		0.2		0.3		0.1

Q12C. During the past year, how often have you contacted any of the following persons about some important problem or to give them your views: A political party official?

	Urban	Rural	Peri-urban	Male	Female	Total
Never	82.8	82.1	76.5	77.0	86.9	82.0
Only once	6.2	7.4	9.1	9.1	5.2	7.2
A few times	9.1	8.1	8.6	10.7	6.3	8.5
Often	1.6	2.1	5.7	2.8	1.7	2.2
Don't know	0.2	0.2		0.4		0.2

Q12D. During the past year, how often have you contacted any of the following persons about some important problem or to give them your views: A traditional leader?

	Urban	Rural	Peri-urban	Male	Female	Total
Never	44.3	36.3	41.1	30.9	47.6	39.3
Only once	14.5	20.9	15.9	23.1	13.7	18.4
A few times	21.2	15.3	20.6	17.2	18.1	17.7
Often	19.8	27.4	22.3	28.6	20.4	24.5
Don't know	0.2	0.1		0.1	0.1	0.1

Q91A. Do you feel close to any particular political party?

	Urban	Rural	Peri-urban	Male	Female	Total
No, not close to any party	61.4	43.8	58.9	49.1	52.2	50.6
Yes, feels close to a party	35.1	51.9	37.5	46.3	44.3	45.3
Refused	2.6	2.2	1.0	2.9	1.6	2.2
Don't know	1.0	2.2	2.5	1.8	1.8	1.8

Q91B: Which party is that?

	Urban	Rural	Peri-urban	Male	Female	Total
Democratic Congress (DC)	12.8	18.0	12.8	15.1	16.8	15.9
All Basotho Convention (ABC)	10.6	11.1	7.5	12.8	8.6	10.7
Lesotho Congress for Democracy (LCD)	1.7	4.4	7.1	3.8	3.6	3.7
Basotho National Party (BNP)	1.4	3.1	4.9	3.1	2.2	2.7
Popular Front for Democracy (PFD)	0.2	0.9		0.4	0.9	0.6
Lesotho People's Congress (LPC)		0.1			0.2	0.1
Marematlou Freedom Party (MFP)		0.1		0.1		0.1
Basotho Congress Party (BCP)	0.4	0.9	0.7	0.5	0.9	0.7
Alliance of Democrats (AD)	2.5	3.8	0.8	2.7	3.7	3.2
Movement for Economic Change (MEC)	2.9	4.1	1.7	3.1	4.1	3.6
Reformed Congress of Lesotho (RCL)		0.1		0.2		0.1
Other		1.1	1.2	0.7	0.8	0.7
Not applicable	64.9	48.1	62.5	53.7	55.7	54.7
Refused	2.1	2.7		2.7	2.0	2.3
Don't know	0.5	1.3	0.7	1.3	0.7	1.0

Rule of law

Q30. Which of the following statements is closest to your view?

Statement 1: Since the president was elected to lead the country, [he] should not be bound by laws or court decisions that [he] thinks are wrong. **Statement 2:** The president must always obey the laws and the courts, even if [he] thinks they are wrong.

	Urban	Rural	Peri-urban	Male	Female	Total
Agree very strongly with 1	7.7	8.5	6.4	8.7	7.5	8.1
Agree with 1	2.2	2.6	1.6	1.7	3.1	2.4
Agree with 2	7.9	6.5	8.0	7.6	6.5	7.1
Agree very strongly with 2	80.7	80.7	82.5	80.0	81.6	80.8
Agree with neither	0.6	0.7	1.6	1.2	0.3	0.7
Don't know	1.0	0.9		0.9	0.9	0.9

Q40B. In your opinion, how often, in this country, does the president ignore the courts and laws of this country?

	Urban	Rural	Peri-urban	Male	Female	Total
Never	5.8	9.2	10.7	9.2	7.2	8.2
Rarely	24.9	25.3	18.6	25.0	24.4	24.7
Often	36.6	26.6	35.6	30.4	30.7	30.5
Always	25.9	23.7	30.6	26.3	23.5	24.9
Refused	0.3				0.2	0.1
Don't know	6.6	15.2	4.4	9.2	14.0	11.6

Q40C. In your opinion, how often, in this country, does the president ignore Parliament and just do what he wants?

	Urban	Rural	Peri-urban	Male	Female	Total
Never	8.6	10.2	9.6	11.4	7.8	9.6
Rarely	21.8	17.9	18.0	18.3	20.2	19.2
Often	37.5	31.4	39.6	32.7	35.2	34.0
Always	22.5	26.0	19.4	25.6	23.2	24.4
Refused	0.3	0.1		0.1	0.2	0.2
Don't know	9.3	14.4	13.4	11.8	13.5	12.6

Q40E. In your opinion, how often, in this country, are people treated unequally under the law?

	Urban	Rural	Peri-urban	Male	Female	Total
Never	10.1	16.3	11.1	14.2	13.7	13.9
Rarely	13.6	16.5	21.0	15.7	16.0	15.9
Often	34.7	31.2	28.2	30.6	33.7	32.2
Always	36.4	27.4	31.4	33.3	28.0	30.7
Don't know	5.3	8.5	8.3	6.2	8.6	7.4

Q40F. In your opinion, how often, in this country, do officials who commit crimes go unpunished?

	Urban	Rural	Peri-urban	Male	Female	Total
Never	8.8	13.8	16.4	12.5	12.2	12.3
Rarely	11.8	14.2	10.9	13.8	12.6	13.2
Often	47.6	36.3	31.7	40.3	39.2	39.7
Always	27.9	24.5	32.0	26.7	25.6	26.2
Refused		0.2		0.2	0.1	0.1
Don't know	3.9	10.8	9.1	6.5	10.4	8.4

Q40G. In your opinion, how often, in this country, do ordinary people who break the law go unpunished?

	Urban	Rural	Peri-urban	Male	Female	Total
Never	38.1	38.5	35.4	38.8	37.6	38.2
Rarely	19.3	16.9	16.7	18.4	17.0	17.7
Often	23.3	19.3	26.9	20.1	22.2	21.1
Always	17.7	22.9	16.8	21.1	20.5	20.8
Don't know	1.5	2.4	4.2	1.7	2.8	2.2

Q40H-LES. In your opinion, how often, in this country do the police abuse or torture people in their custody??

	Urban	Rural	Peri-urban	Male	Female	Total
Never	0.8	4.7	2.8	3.4	3.0	3.2
Rarely	6.3	12.4	4.3	11.1	8.6	9.8
Often	30.5	27.4	29.3	27.3	29.8	28.5
Always	57.9	46.3	55.5	53.0	48.5	50.8
Refused		0.1	0.3	0.0	0.2	0.1
Don't know	4.6	9.1	7.8	5.1	10.0	7.5

Q32. Which of the following statements is closest to your view?

Statement 1: A government that enjoys the support of the people should be free to do whatever the people want, even if it is outside the law.

Statement 2: The actions of any government, no matter how popular it is, must always follow the law.

	Urban	Rural	Peri-urban	Male	Female	Total
Agree very strongly with 1	5.4	10.1	4.7	9.5	6.9	8.2
Agree with 1	2.3	2.8	3.7	2.6	2.7	2.7
Agree with 2	7.4	8.7	13.5	9.5	7.7	8.6
Agree very strongly with 2	83.2	77.3	76.8	76.9	81.6	79.2
Agree with neither	1.2	0.6	1.0	1.3	0.5	0.9
Refused		0.1	0.3		0.2	0.1
Don't know	0.4	0.3		0.2	0.4	0.3

Elections

See also Q41C (trust in electoral commission) under “Institutions and leaders.”

Q24. Which of the following statements is closest to your view?

Statement 1: We should choose our leaders in this country through regular, open, and honest elections.

Statement 2: Since elections sometimes produce bad results, we should adopt other methods for choosing this country's leaders.

	Urban	Rural	Peri-urban	Male	Female	Total
Agree very strongly with 1	30.8	32.3	34.6	36.6	27.3	32.0
Agree with 1	7.1	8.2	4.1	7.9	7.2	7.6
Agree with 2	6.7	7.4	9.9	7.0	7.7	7.3
Agree very strongly with 2	53.4	49.0	46.3	46.1	54.5	50.3
Agree with neither	1.8	1.8	3.9	1.7	2.1	1.9
Refused		0.1		0.1		0.1
Don't know	0.2	1.2	1.3	0.6	1.2	0.9

Q25. Which of the following statements is closest to your view?

Statement 1: Political parties create division and confusion; it is therefore unnecessary to have many political parties in Lesotho.

Statement 2: Many political parties are needed to make sure that Basotho have real choices in who governs them.

	Urban	Rural	Peri-urban	Male	Female	Total
Agree very strongly with 1	59.9	51.2	64.7	54.8	55.3	55.0
Agree with 1	7.9	8.6	6.0	8.3	8.2	8.2
Agree with 2	2.9	3.9	4.5	2.8	4.4	3.6
Agree very strongly with 2	26.9	34.7	24.8	32.7	30.2	31.4
Agree with neither	2.2	1.0		1.1	1.5	1.3
Don't know	0.2	0.6		0.5	0.4	0.4

Q40A. In your opinion, how often, in this country, does competition between political parties lead to violent conflict?

	Urban	Rural	Peri-urban	Male	Female	Total
Never	5.4	14.6	8.9	11.7	10.6	11.2
Rarely	15.6	20.8	16.6	19.1	18.5	18.8
Often	41.6	28.4	31.3	33.8	32.1	32.9
Always	35.4	31.8	39.1	32.8	34.2	33.5
Refused		0.1			0.2	0.1
Don't know	2.0	4.3	3.9	2.6	4.5	3.5

Let's talk about the last national election held in 2017].

Q13. People are not always able to vote in elections, for example, because they weren't registered, they were unable to go, or someone prevented them from voting. How about you? In the last national election held in 2017, did you vote, or not, or were you too young to vote? Or can't you remember whether you voted?

	Urban	Rural	Peri-urban	Male	Female	Total
I did not vote	35.7	24.8	39.1	27.6	31.2	29.4
I was too young to vote	5.8	4.8	3.6	6.5	3.6	5.1
I can't remember whether I voted	0.8	0.1		0.1	0.5	0.3
I voted in the election	57.5	69.8	57.2	65.6	64.1	64.9
Refused		0.2			0.2	0.1
Don't know	0.3	0.2		0.2	0.3	0.2

Q14. On the whole, how would you rate the freeness and fairness of the last national election, held in 2017?

	Urban	Rural	Peri-urban	Male	Female	Total
Not free and fair	7.8	13.6	10.6	11.8	11.2	11.5
Free and fair, with major problems	14.8	9.9	6.8	12.1	10.6	11.4
Free and fair, but with minor problems	18.4	17.4	18.6	18.8	16.9	17.8
Completely free and fair	43.4	46.9	41.8	45.0	45.7	45.4
Do not understand question	1.0	0.3		0.4	0.6	0.5
Don't know	14.2	11.9	22.3	11.6	15.0	13.3
Refused	0.5			0.3		0.2

Q15A. Thinking about the last national election in 2017: Did you attend a campaign rally?

	Urban	Rural	Peri-urban	Male	Female	Total
No	58.0	54.7	58.6	54.0	58.0	56.0
Yes	41.7	45.1	39.8	45.4	41.8	43.6
Don't know	0.2	0.3	1.6	0.6	0.1	0.3

Q15B. Thinking about the last national election in 2017: Did you work for a candidate or party?

	Urban	Rural	Peri-urban	Male	Female	Total
No	86.7	82.1	74.9	82.0	84.2	83.1
Yes	13.3	17.6	21.3	17.5	15.4	16.5
Don't know		0.3	3.9	0.4	0.4	0.4

Q15C. Thinking about the last national election in 2017: Did any representative of a political party contact you during the campaign?

	Urban	Rural	Peri-urban	Male	Female	Total
No	77.9	73.5	66.0	74.3	74.6	74.4
Yes	22.1	25.9	30.8	25.2	24.7	25.0
Don't know		0.6	3.2	0.5	0.7	0.6

Q15D. (1st Response) If someone from a political party contacted you, which party were they from?

	Urban	Rural	Peri-urban	Male	Female	Total
Democratic Congress (DC)	12.7	9.3	9.8	10.7	10.3	10.5
All Basotho Convention (ABC)	4.1	7.7	13.1	7.0	6.7	6.9
Lesotho Congress for Democracy (LCD)	0.7	1.4		1.0	1.2	1.1
Basotho National Party (BNP)	0.3	1.2	0.8	1.1	0.6	0.9
Popular Front for Democracy (PFD)	0.6	0.9	1.6	0.8	0.8	0.8
National Independent Party (NIP)		0.1		0.2		0.1
Basotho Congress Party (BCP)		0.5		0.4	0.2	0.3
Alliance of Democrats (AD)	0.6	1.9		0.9	1.8	1.4
Movement for Economic Change (MEC)	0.9	0.9	3.2	0.8	1.3	1.1
Reformed Congress of Lesotho (RCL)	0.2	0.2		0.1	0.3	0.2
Other	0.3	0.5		0.2	0.6	0.4
Not applicable	77.9	74.1	69.2	74.8	75.3	75.0
Refused	0.7	0.4	2.3	1.0	0.3	0.6
Don't know	0.9	0.7		1.1	0.4	0.7

Q15D. (2nd Response) If someone from a political party contacted you, which party were they from?

	Urban	Rural	Peri-urban	Male	Female	Total
All Basotho Convention (ABC)	6.6	5.1	7.6	5.8	5.6	5.7
Lesotho Congress for Democracy (LCD)	0.7	1.3	1.8	1.1	1.2	1.2
Basotho National Party (BNP)	0.9	0.9		0.9	0.7	0.8
National Independent Party (NIP)	0.2			0.2		0.1
Basotho Congress Party (BCP)	0.2				0.2	0.1
Alliance of Democrats (AD)	0.7	0.9	1.9	0.9	0.8	0.9
Movement for Economic Change (MEC)	0.2	0.9	3.7	0.6	1.1	0.8
Reformed Congress of Lesotho (RCL)		0.1	1.7	0.2	0.1	0.2
Other		0.2	1.2		0.3	0.2
No further response	90.4	90.7	82.1	90.3	89.7	90.0

Q15D. (3rd Response) If someone from a political party contacted you, which party were they from?

	Urban	Rural	Peri-urban	Male	Female	Total
Lesotho Congress for Democracy (LCD)	2.6	1.0	2.9	1.8	1.5	1.7
Basotho National Party (BNP)	2.5	1.3	1.0	1.6	1.9	1.7
Popular Front for Democracy (PFD)	0.3	0.1		0.2	0.2	0.2
Marematlou Freedom Party (MFP)		0.2		0.2		0.1

Basotho Congress Party (BCP)	0.3			0.2		0.1
Lesotho Workers' Party (LWP)		0.2		0.2		0.1
Alliance of Democrats (AD)	0.5	1.2	1.5	0.8	1.1	1.0
Movement for Economic Change (MEC)	0.7	0.7	0.7	0.5	0.9	0.7
Reformed Congress of Lesotho (RCL)		0.4		0.1	0.3	0.2
Other		0.4	1.2	0.5	0.1	0.3
No further response	93.1	94.5	92.6	93.8	94.0	93.9

Q15D. (4th Response) If someone from a political party contacted you, which party were they from?

	Urban	Rural	Peri-urban	Male	Female	Total
Popular Front for Democracy (PFD)		0.2		0.2		0.1
Lesotho People's Congress (LPC)	0.2			0.1		0.1
Alliance of Democrats (AD)	0.3				0.2	0.1
Movement for Economic Change (MEC)	0.8	0.1	1.0	0.4	0.4	0.4
Reformed Congress of Lesotho (RCL)		0.1		0.2		0.1
No further response	98.7	99.6	99.0	99.1	99.5	99.3

Q15D. (5th Response) If someone from a political party contacted you, which party were they from?

	Urban	Rural	Peri-urban	Male	Female	Total
Movement for Economic Change (MEC)	0.3				0.2	0.1
Reformed Congress of Lesotho (RCL)		0.1		0.1		0.1
No further response	99.7	99.9	100.0	99.9	99.8	99.9

Q16A. During the last national election campaign in 2017, how often did the media provide fair coverage of all candidates?

	Urban	Rural	Peri-urban	Male	Female	Total
Never	29.8	23.8	23.2	24.9	26.6	25.8
Sometimes	16.5	20.8	22.6	21.3	17.7	19.5
Often	14.6	14.7	9.7	14.3	14.3	14.3
Always	17.0	14.0	16.1	17.7	12.6	15.1
Don't know	22.1	26.8	28.4	21.8	28.9	25.3

Q16B. During the last national election in 2017 how often, if ever, did a candidate or someone from a political party offer you something, like food, a gift, or money, in return for your vote?

	Urban	Rural	Peri-urban	Male	Female	Total
Never	80.5	78.0	76.3	77.6	79.8	78.7
Once or twice	6.5	7.2	10.8	7.9	6.6	7.2
Several times	5.5	6.4	4.4	6.1	5.9	6.0
Often	6.0	6.7	8.6	7.2	6.0	6.6
Don't know	1.5	1.6		1.2	1.7	1.5

Q17A. In the last national election in 2017, how often did each of the following things happen: People's votes were not accurately counted or not fairly reflected in the results?

	Urban	Rural	Peri-urban	Male	Female	Total
Never	56.1	53.5	54.2	54.3	54.5	54.4
A few times	13.6	12.9	11.3	15.4	10.6	13.0
Often	5.6	6.2	6.4	4.6	7.5	6.0
Refused		0.1		0.1		0.1
Don't know	24.7	27.3	28.1	25.6	27.5	26.5

Q17B. In the last national election in 2017, how often did each of the following things happen: People voted more than once?

	Urban	Rural	Peri-urban	Male	Female	Total
Never	66.2	68.4	65.1	67.8	67.1	67.4
A few times	9.4	7.6	3.2	8.0	7.7	7.9
Often	2.9	3.7	6.5	2.8	4.5	3.6
Don't know	21.6	20.2	25.3	21.4	20.6	21.0

Q17D. During the last national election campaign in 2], how much did you personally fear becoming a victim of political intimidation or violence?

	Urban	Rural	Peri-urban	Male	Female	Total
A lot	5.1	4.9	7.4	5.1	5.1	5.1
Somewhat	2.1	5.7	5.0	5.4	3.6	4.5
A little bit	5.8	7.6	6.9	7.1	6.8	6.9
Not at all	85.1	80.4	78.4	81.2	82.4	81.8
Don't know	1.9	1.5	2.4	1.3	2.1	1.7

Q18A. During the last national election in 2017, did you witness police or soldiers, rather than election officials, assisting some people to cast their ballot?

	Urban	Rural	Peri-urban	Male	Female	Total
No	83.1	82.1	78.9	82.3	82.1	82.2
Yes	4.4	8.9	8.4	8.3	6.4	7.4
Don't know	12.5	9.0	12.7	9.4	11.4	10.4

Q18B. During the last national election in 2017, did you witness anyone from the security forces or a political party trying to intimidate voters?

	Urban	Rural	Peri-urban	Male	Female	Total
No	85.6	88.9	83.0	87.1	87.7	87.4
Yes	2.8	2.7	4.3	3.6	2.1	2.8
Refused	0.2			0.2		0.1
Don't know	11.4	8.4	12.7	9.1	10.2	9.7

Q18C. With regard to the last national election in 2017, to what extent do you think the results announced by the Independent Electoral Commission accurately reflected the actual results as counted?

	Urban	Rural	Peri-urban	Male	Female	Total
Not accurate at all	5.9	5.3	2.3	5.5	5.0	5.3
Not very accurate, with major discrepancies	6.8	8.7	1.6	6.1	9.0	7.6
Mostly accurate, but with some minor discrepancies	19.8	14.7	24.0	18.5	15.6	17.0
Completely accurate	51.3	55.8	55.3	55.1	53.5	54.3
Refused		0.1			0.1	0.1
Don't know	16.1	15.5	16.8	14.8	16.8	15.8

Q53A. Think about how elections work in practice in this country. How well do elections ensure that representatives to Parliament reflect the views of voters?

	Urban	Rural	Peri-urban	Male	Female	Total
Not at all well	30.8	32.9	47.6	35.4	31.0	33.2
Not very well	24.4	24.3	15.5	21.3	26.2	23.7
Well	24.9	18.8	19.7	21.8	19.9	20.8
Very well	10.1	10.4	7.9	11.3	8.9	10.1
Refused		0.1			0.1	0.1
Don't know	9.9	13.6	9.3	10.2	13.9	12.0

Q53B. Think about how elections work in practice in this country. How well do elections enable voters to remove from office leaders who do not do what the people want?

	Urban	Rural	Peri-urban	Male	Female	Total
Not at all well	33.9	33.2	40.3	36.8	31.1	33.9
Not very well	17.8	18.1	9.8	15.0	19.8	17.4
Well	24.8	19.1	26.9	21.0	22.1	21.5
Very well	14.2	18.2	13.0	17.4	15.6	16.5
Don't know	9.3	11.4	10.0	9.8	11.5	10.6

Q53C. How often do you think that communities that do not vote for the ruling party suffer negative consequences, such as lack of government support for local services or development projects?

	Urban	Rural	Peri-urban	Male	Female	Total
Never	24.4	26.0	28.2	26.9	24.2	25.6
Rarely	11.6	14.2	9.9	12.5	13.5	13.0
Sometimes	13.2	11.9	17.6	12.6	13.0	12.8
Often	24.9	23.4	20.7	24.5	23.0	23.8
Always	21.9	19.3	19.3	19.5	20.8	20.2
Don't know	3.9	5.2	4.2	3.9	5.5	4.7

17C. How likely do you think it is that powerful people can find out how you voted, even though there is supposed to be a secret ballot in this country?

	Urban	Rural	Peri-urban	Male	Female	Total
Not at all likely	68.4	64.6	66.7	65.5	66.4	66.0
Not very likely	8.9	11.1	10.5	10.0	10.6	10.3
Somewhat likely	9.3	9.5	7.4	10.7	7.9	9.3
Very likely	6.6	6.6	6.4	8.0	5.1	6.6
Don't know	6.9	8.3	8.9	5.8	9.9	7.9

Q99. If general elections were held tomorrow, which party's candidate would you vote for?

	Urban	Rural	Peri-urban	Male	Female	Total
Democratic Congress (DC)	17.2	23.6	20.7	20.8	21.8	21.3
All Basotho Convention (ABC)	9.0	10.0	6.6	10.6	8.3	9.4
Lesotho Congress for Democracy (LCD)	1.4	4.5	5.6	3.9	3.2	3.6
Basotho National Party (BNP)	1.7	4.0	2.4	3.5	2.7	3.1
Popular Front for Democracy (PFD)	0.5	0.7		0.2	1.0	0.6
National Independent Party (NIP)		0.1		0.2		0.1
Marematlou Freedom Party (MFP)		0.1		0.1		0.1
Basotho Congress Party (BCP)	0.4	0.9	0.7	0.7	0.7	0.7
Basotho Batho Democratic Party (BBDP)			1.6	0.2		0.1
Alliance of Democrats (AD)	3.2	4.7	0.8	2.9	4.9	3.9
Movement for Economic Change (MEC)	4.9	5.8	5.8	5.0	6.1	5.5
Reformed Congress of Lesotho (RCL)		0.4		0.3	0.2	0.3
Socialist Revolution Party	0.4	1.4	1.2	1.3	0.8	1.1
Other	1.2	0.3		0.5	0.7	0.6
Would not vote	48.3	30.7	45.6	36.5	38.6	37.6
Refused to answer	4.5	5.5	3.6	6.1	4.1	5.1
Don't know	7.3	7.1	5.4	7.1	6.9	7.0

Institutions and leaders

See related questions under “Public services and government performance.”

Q41A. How much do you trust each of the following, or haven't you heard enough about them to say: The prime minister?

	Urban	Rural	Peri-urban	Male	Female	Total
Not at all	74.1	68.4	75.9	65.8	75.8	70.8
Just a little	13.4	13.3	14.2	14.3	12.5	13.4
Somewhat	6.6	10.4	3.0	11.7	5.6	8.7
A lot	2.6	6.7	3.9	6.2	4.1	5.1
Refused	1.0	0.2		0.7	0.2	0.4
Don't know	2.3	1.0	3.0	1.3	1.8	1.6

Q41A1_LES. How much do you trust each of the following, or haven't you heard enough about them to say: The king?

	Urban	Rural	Peri-urban	Male	Female	Total
Not at all	16.7	14.9	13.4	15.2	15.5	15.4
Just a little	13.6	9.5	13.1	8.8	13.4	11.1
Somewhat	22.3	17.3	30.7	20.0	19.7	19.9
A lot	43.7	55.5	41.3	53.7	47.5	50.6
Refused	0.7			0.5		0.2
Don't know/Haven't heard enough to say	3.0	2.8	1.5	1.8	3.8	2.8

Q41B. How much do you trust each of the following, or haven't you heard enough about them to say: Parliament?

	Urban	Rural	Peri-urban	Male	Female	Total
Not at all	64.8	55.6	67.7	57.4	61.5	59.5
Just a little	15.0	19.2	18.0	18.3	17.2	17.7
Somewhat	11.7	12.7	8.8	14.1	10.1	12.1
A lot	6.3	9.0	5.5	8.8	6.9	7.9
Refused	0.4			0.3		0.1
Don't know	1.9	3.4		1.1	4.3	2.7

Q41C. How much do you trust each of the following, or haven't you heard enough about them to say: Independent Electoral Commission or IEC?

	Urban	Rural	Peri-urban	Male	Female	Total
Not at all	35.6	29.6	37.2	30.5	33.6	32.1
Just a little	19.5	18.7	18.1	18.8	19.1	18.9
Somewhat	24.9	22.1	21.4	24.1	21.8	23.0
A lot	16.1	21.8	18.5	21.6	17.7	19.7
Refused	0.3			0.2		0.1
Don't know	3.6	7.9	4.9	4.7	7.8	6.3

Q41D. How much do you trust each of the following, or haven't you heard enough about them to say: Your community council?

	Urban	Rural	Peri-urban	Male	Female	Total
Not at all	42.5	32.5	46.5	36.4	37.1	36.7
Just a little	22.3	20.1	19.4	19.0	22.6	20.8
Somewhat	18.0	22.9	13.9	19.7	21.6	20.7
A lot	10.7	21.0	14.6	20.2	14.0	17.1
Refused	0.4			0.3		0.1
Don't know	6.2	3.5	5.5	4.5	4.6	4.5

Q41E. How much do you trust each of the following, or haven't you heard enough about them to say: The ruling coalition parties?

	Urban	Rural	Peri-urban	Male	Female	Total
Not at all	76.9	74.0	82.2	70.8	80.2	75.5
Just a little	11.9	11.3	6.2	10.9	11.5	11.2
Somewhat	6.1	7.6	4.9	10.1	3.8	6.9
A lot	3.4	5.1	6.7	6.3	3.1	4.7
Refused	0.4	0.3		0.4	0.2	0.3
Don't know	1.3	1.6		1.5	1.2	1.4

Q41F. How much do you trust each of the following, or haven't you heard enough about them to say: Opposition political parties?

	Urban	Rural	Peri-urban	Male	Female	Total
Not at all	62.5	59.3	62.2	58.1	63.0	60.6
Just a little	18.9	15.3	18.0	17.9	15.5	16.7
Somewhat	9.7	9.7	10.5	10.6	8.8	9.7
A lot	6.8	10.9	5.8	9.9	8.6	9.2
Refused	0.4			0.3		0.1
Don't know	1.7	4.8	3.5	3.2	4.2	3.7

Q41G. How much do you trust each of the following, or haven't you heard enough about them to say: The police?

	Urban	Rural	Peri-urban	Male	Female	Total
Not at all	53.7	44.5	52.2	45.9	50.2	48.1
Just a little	23.3	19.7	22.5	20.3	21.8	21.1
Somewhat	13.0	21.0	16.3	18.4	17.7	18.0
A lot	9.0	14.5	9.0	14.9	9.8	12.3
Refused	0.3			0.2		0.1
Don't know	0.6	0.3		0.4	0.5	0.4

Q41H. How much do you trust each of the following, or haven't you heard enough about them to say: The Lesotho Defence Force?

	Urban	Rural	Peri-urban	Male	Female	Total
Not at all	36.1	31.2	31.5	31.2	34.5	32.8
Just a little	22.4	15.5	21.1	17.3	19.0	18.2
Somewhat	19.6	25.7	19.3	23.4	23.0	23.2
A lot	19.4	24.0	26.6	25.6	19.7	22.7
Refused	0.3			0.2		0.1
Don't know	2.3	3.6	1.5	2.3	3.8	3.1

Q41I. How much do you trust each of the following, or haven't you heard enough about them to say: Courts of law?

	Urban	Rural	Peri-urban	Male	Female	Total
Not at all	41.9	29.1	37.1	34.7	33.1	33.9
Just a little	25.2	17.6	24.3	20.0	21.1	20.6
Somewhat	18.0	23.0	20.2	22.1	20.2	21.1
A lot	13.1	26.2	18.4	21.8	20.9	21.3
Refused	0.3	0.1		0.2	0.2	0.2
Don't know	1.6	3.9		1.2	4.6	2.9

Q41J. How much do you trust each of the following, or haven't you heard enough about them to say: The Lesotho Revenue Authority?

	Urban	Rural	Peri-urban	Male	Female	Total
Not at all	33.7	28.2	35.6	31.0	30.1	30.6
Just a little	20.7	15.9	13.9	16.9	17.9	17.4
Somewhat	26.3	18.4	16.2	20.3	21.5	20.9
A lot	10.4	12.4	15.2	14.8	9.0	11.9
Refused	0.1	0.1		0.2		0.1
Don't know	8.7	25.0	19.1	16.8	21.5	19.2

Q41K. How much do you trust each of the following, or haven't you heard enough about them to say: Traditional leaders?

	Urban	Rural	Peri-urban	Male	Female	Total
Not at all	25.3	22.6	21.9	22.9	24.0	23.4
Just a little	20.8	17.5	18.8	17.2	20.2	18.7
Somewhat	25.2	21.6	22.5	22.5	23.3	22.9
A lot	27.6	37.6	36.9	36.7	31.9	34.3
Don't know	1.0	0.6		0.7	0.7	0.7

Q41L. How much do you trust each of the following, or haven't you heard enough about them to say: Religious leaders?

	Urban	Rural	Peri-urban	Male	Female	Total
Not at all	20.1	18.2	26.7	19.9	18.9	19.4
Just a little	20.6	16.7	22.6	19.9	17.0	18.4
Somewhat	27.7	23.3	16.7	24.2	24.4	24.3
A lot	30.1	40.5	31.5	34.5	38.4	36.5
Don't know	1.5	1.3	2.6	1.6	1.3	1.5

Q41M_LES. How much do you trust each of the following, or haven't you heard enough about them to say: The Directorate on Corruption and Economic Offences?

	Urban	Rural	Peri-urban	Male	Female	Total
Not at all	37.3	24.2	33.8	32.6	25.7	29.2
Just a little	16.2	12.1	15.4	12.5	14.9	13.7
Somewhat	14.5	14.8	11.3	13.7	15.3	14.5
A lot	14.8	16.3	19.8	15.7	16.3	16.0
Don't know/Haven't heard enough to say	17.2	32.6	19.7	25.5	27.7	26.6

Q51A. Do you approve or disapprove of the way that the following people have performed their jobs over the past 12 months, or haven't you heard enough about them to say: Prime Minister Thomas Thabane?

	Urban	Rural	Peri-urban	Male	Female	Total
Strongly disapprove	69.4	70.9	82.9	68.6	73.8	71.2
Disapprove	10.1	12.0	3.2	11.3	10.2	10.7
Approve	8.3	7.5	6.1	9.6	5.8	7.7
Strongly approve	9.0	6.9	4.7	8.1	6.8	7.5
Refused	0.5			0.3		0.2
Don't know	2.8	2.7	3.1	2.1	3.5	2.8

Q51B. Do you approve or disapprove of the way that the following people have performed their jobs over the past 12 months, or haven't you heard enough about them to say: Your members of Parliament?

	Urban	Rural	Peri-urban	Male	Female	Total
Strongly disapprove	57.2	58.5	64.3	59.1	57.9	58.5
Disapprove	16.2	13.9	8.8	13.1	15.5	14.3
Approve	8.7	11.3	8.6	12.2	8.4	10.3
Strongly approve	9.2	9.6	9.2	10.0	8.9	9.5
Refused	0.5			0.3		0.2
Don't know	8.2	6.7	9.0	5.3	9.4	7.3

Q51C. Do you approve or disapprove of the way that the following people have performed their jobs over the past 12 months, or haven't you heard enough about them to say: Your elected community councillor?

	Urban	Rural	Peri-urban	Male	Female	Total
Strongly disapprove	44.2	35.6	47.9	41.6	39.3	39.3
Disapprove	14.3	16.0	11.1	14.0	15.1	15.1
Approve	20.3	24.0	22.7	23.5	22.7	22.7
Strongly approve	12.4	21.7	13.9	17.1	18.1	18.1
Refused	0.5			0.3	0.2	0.2
Don't know	8.4	2.7	4.4	3.5	4.7	4.7

Q51D. Do you approve or disapprove of the way that the following people have performed their jobs over the past 12 months, or haven't you heard enough about them to say: Your traditional leader?

	Urban	Rural	Peri-urban	Male	Female	Total
Strongly disapprove	21.5	23.6	19.8	23.1	22.2	22.7
Disapprove	10.2	10.7	7.7	10.2	10.5	10.3
Approve	32.7	29.2	29.7	31.0	29.7	30.4
Strongly approve	31.3	34.9	39.7	33.3	34.8	34.0
Not applicable	1.1	0.4		0.8	0.4	0.6
Refused	0.5			0.3		0.2
Don't know	2.8	1.2	3.1	1.2	2.4	1.8

Q38A. How much of the time do you think the following try their best to listen to what people like you have to say: Members of Parliament?

	Urban	Rural	Peri-urban	Male	Female	Total
Never	71.3	68.9	76.9	68.9	71.6	70.2
Only sometimes	19.2	16.7	9.2	16.9	17.2	17.0
Often	4.3	3.2	6.4	4.6	2.9	3.8
Always	1.5	5.4	5.9	4.6	3.7	4.2
Don't know	3.7	5.8	1.5	5.0	4.6	4.8

Q38B. How much of the time do you think the following try their best to listen to what people like you have to say: Members of community council?

	Urban	Rural	Peri-urban	Male	Female	Total
Never	48.6	38.6	58.6	45.1	41.4	43.3
Only sometimes	31.2	28.4	21.0	27.6	30.1	28.8
Often	12.5	15.9	9.2	13.3	15.3	14.3
Always	4.7	14.3	10.4	11.4	10.3	10.8
Don't know	2.9	2.8	0.8	2.5	2.9	2.7

Q38C. How much of the time do you think the following try their best to listen to what people like you have to say: Traditional leaders?

	Urban	Rural	Peri-urban	Male	Female	Total
Never	26.6	23.6	21.1	24.2	24.7	24.5
Only sometimes	24.2	21.9	22.5	21.8	23.6	22.7
Often	20.6	15.8	22.6	17.9	17.9	17.9
Always	27.3	37.7	32.6	35.4	32.4	33.9
Don't know	1.3	0.9	1.1	0.8	1.2	1.0

Traditional leaders

Also see related questions in:

- "Institutions and leaders" above, about trust, Q41; about how often traditional leaders listen, Q38; and about job performance, Q51
- "Citizenship and participation" about contact with traditional leaders, Q12
- "Corruption," Q42

Now let's talk about traditional leaders and their role in politics and government in this country.

Q87A. How much influence do traditional leaders currently have in each of the following areas: Governing your local community?

	Urban	Rural	Peri-urban	Male	Female	Total
None	8.6	9.4	5.6	9.2	8.6	8.9
A small amount	15.4	12.3	18.4	15.7	11.8	13.7
Some	12.8	8.6	14.4	9.4	11.4	10.4
A lot	62.0	68.3	60.1	65.0	66.3	65.6
Don't know	1.2	1.3	1.6	0.6	1.9	1.3

Q87B. How much influence do traditional leaders currently have in each of the following areas: Allocating land?

	Urban	Rural	Peri-urban	Male	Female	Total
None	25.8	22.8	17.6	22.2	24.6	23.4
A small amount	25.1	21.4	27.7	24.3	21.9	23.1
Some	15.0	10.6	14.2	13.4	11.2	12.3
A lot	31.1	42.3	37.6	38.9	37.7	38.3
Don't know	3.0	2.8	2.8	1.1	4.6	2.9

Q87C. How much influence do traditional leaders currently have in each of the following areas: Influencing how people in their communities vote?

	Urban	Rural	Peri-urban	Male	Female	Total
None	72.4	67.6	62.9	68.8	69.0	68.9
A small amount	8.0	8.1	10.1	7.9	8.5	8.2
Some	3.4	6.8	15.2	6.5	6.0	6.2
A lot	12.4	15.1	11.8	15.8	12.3	14.0
Refused		0.1		0.1		0.1
Don't know	3.7	2.3		1.0	4.2	2.6

Q87D. How much influence do traditional leaders currently have in each of the following areas: Solving local disputes?

	Urban	Rural	Peri-urban	Male	Female	Total
None	6.8	6.4	7.9	7.8	5.4	6.6
A small amount	7.7	5.8	10.0	5.9	7.5	6.7
Some	7.4	6.4	6.7	7.3	6.2	6.8
A lot	77.6	80.9	75.5	78.8	80.0	79.4
Don't know	0.4	0.5		0.1	0.8	0.5

Q87E. Do you think that the amount of influence traditional leaders have in governing your local community should increase, stay the same, or decrease?

	Urban	Rural	Peri-urban	Male	Female	Total
Decrease a lot	3.4	4.3	9.9	5.5	3.3	4.4
Decrease somewhat	6.4	4.9	4.8	7.2	3.6	5.4
Stay the same	33.4	25.1	29.3	27.2	29.1	28.1
Increase somewhat	12.3	12.1	10.4	11.8	12.4	12.1
Increase a lot	43.7	52.7	44.4	48.0	50.3	49.2
Don't know	0.8	0.8	1.2	0.4	1.3	0.8

Q88. Which of these three statements is closest to your own opinion?

Statement 1: Traditional leaders mostly look out for what is best for the people in their communities.

Statement 2: Traditional leaders mostly serve the interests of politicians and government officials.

Statement 3: Traditional leaders mostly look out for their own personal interests.

	Urban	Rural	Peri-urban	Male	Female	Total
Do not agree with any of these statements	0.5	1.0		0.3	1.2	0.7
Statement 3: Own personal interests	21.2	22.3	27.0	24.9	19.6	22.3
Statement 2: Interests of politicians and government officials	13.5	8.6	4.7	10.2	9.7	10.0
Statement 1: What is best for the people in their communities	64.4	66.3	66.9	63.7	67.8	65.7
Refused		0.2			0.2	0.1
Don't know	0.4	1.6	1.5	0.9	1.5	1.2

Q89A. Which of the following statements is closest to your view?

Statement 1: Traditional leaders have a better grasp of political issues than ordinary people; they should give their people advice about how to vote.

Statement 2: Traditional leaders should stay out of politics and leave people to make their own decisions about how to vote.

	Urban	Rural	Peri-urban	Male	Female	Total
Agree very strongly with 1	6.6	9.7	7.3	8.2	8.7	8.5
Agree with 1	2.9	2.9	1.0	3.2	2.4	2.8
Agree with 2	6.6	4.7	7.8	4.7	6.4	5.5
Agree very strongly with 2	82.5	80.8	83.9	82.2	81.0	81.6
Agree with neither	0.8	0.7		0.8	0.6	0.7
Don't know	0.5	1.3		0.9	1.0	0.9

Q89B. Which of the following statements is closest to your view?

Statement 1: Traditional leaders are mostly in competition with elected leaders for resources, power and influence.

Statement 2: Traditional leaders mostly work in cooperation with elected leaders to get things done.

	Urban	Rural	Peri-urban	Male	Female	Total
Agree very strongly with 1	22.4	16.7	14.2	21.5	15.3	18.4
Agree with 1	4.3	4.5	2.3	4.1	4.4	4.3
Agree with 2	8.6	9.2	15.7	8.9	10.0	9.4
Agree very strongly with 2	58.3	62.4	61.9	58.8	63.2	61.0
Agree with neither	1.8	2.6	4.4	3.4	1.5	2.5
Don't know	4.6	4.6	1.6	3.3	5.6	4.4

Q90. Some people think that because traditional leaders are not elected, they are bad for democracy, but other people think that traditional leaders can work together with elected leaders to make democracy work better. What about you? Do you think that traditional leaders strengthen democracy, weaken democracy, or don't make a difference?

	Urban	Rural	Peri-urban	Male	Female	Total
Weaken democracy	12.3	16.8	9.6	16.5	13.2	14.8
Don't make a difference	54.8	41.0	51.1	47.0	45.5	46.3
Strengthen democracy	26.6	32.7	34.7	30.3	31.3	30.8
Don't know	6.4	9.4	4.6	6.2	10.0	8.1

Corruption

Also see questions in “Public services and government performance” about:

- Government performance in fighting corruption, Q50
- Bribe-paying for public services, Q44

Q42A. How many of the following people do you think are involved in corruption, or haven't you heard enough about them to say: The prime minister and officials in his office?

	Urban	Rural	Peri-urban	Male	Female	Total
None	3.9	6.8	4.7	6.0	5.3	5.7
Some of them	28.1	31.7	29.3	32.1	28.6	30.4
Most of them	38.7	29.6	39.6	31.1	35.4	33.3
All of them	23.3	18.4	22.1	20.2	20.4	20.3
Refused		0.2			0.2	0.1
Don't know	6.1	13.3	4.3	10.6	9.9	10.3

Q42B. How many of the following people do you think are involved in corruption, or haven't you heard enough about them to say: Members of Parliament?

	Urban	Rural	Peri-urban	Male	Female	Total
None	3.7	9.2	4.1	7.2	6.8	7.0
Some of them	34.5	39.6	36.8	40.3	35.1	37.7
Most of them	43.8	30.0	31.5	33.4	35.9	34.7
All of them	13.1	8.1	22.7	10.8	10.7	10.7
Refused		0.2			0.2	0.1
Don't know	4.9	13.0	4.9	8.2	11.3	9.7

Q42C. How many of the following people do you think are involved in corruption, or haven't you heard enough about them to say: Civil servants?

	Urban	Rural	Peri-urban	Male	Female	Total
None	3.2	10.5	5.0	7.7	7.7	7.7
Some of them	34.4	40.6	39.9	40.2	36.9	38.5
Most of them	49.6	30.8	41.8	38.0	37.6	37.8
All of them	8.4	7.1	11.0	8.3	7.3	7.8
Don't know	4.4	10.9	2.4	5.8	10.5	8.2

Q42D. How many of the following people do you think are involved in corruption, or haven't you heard enough about them to say: Members of your local government council?

	Urban	Rural	Peri-urban	Male	Female	Total
None	9.5	26.2	12.9	20.0	19.5	19.8
Some of them	50.1	47.3	46.3	46.6	49.6	48.1
Most of them	23.9	12.1	23.4	18.5	15.1	16.8
All of them	7.2	3.5	8.1	6.4	3.8	5.1
Don't know	9.4	10.9	9.4	8.6	12.0	10.3

Q42E. How many of the following people do you think are involved in corruption, or haven't you heard enough about them to say: Police?

	Urban	Rural	Peri-urban	Male	Female	Total
None	5.4	11.3	7.9	8.6	9.6	9.1
Some of them	34.7	43.7	37.0	40.9	39.6	40.2
Most of them	48.2	32.2	44.1	38.1	38.6	38.3
All of them	9.4	6.5	11.0	9.0	6.6	7.8
Don't know	2.4	6.2		3.4	5.6	4.5

Q42F. How many of the following people do you think are involved in corruption, or haven't you heard enough about them to say: Judges and magistrates?

	Urban	Rural	Peri-urban	Male	Female	Total
None	10.6	21.7	15.1	19.1	16.0	17.5
Some of them	47.6	43.3	36.9	44.6	44.0	44.3
Most of them	24.7	14.2	28.5	17.8	19.4	18.6
All of them	6.0	3.6	6.9	6.1	3.1	4.6
Don't know	11.1	17.3	12.6	12.4	17.4	14.9

Q42G. How many of the following people do you think are involved in corruption, or haven't you heard enough about them to say: Tax officials, like officials from the Lesotho Revenue Authority?

	Urban	Rural	Peri-urban	Male	Female	Total
None	19.3	29.7	18.6	25.9	25.1	25.5
Some of them	58.0	49.3	62.9	51.9	54.3	53.1
Most of them	14.8	11.8	16.7	14.8	11.5	13.2
All of them	3.8	3.4	1.9	3.3	3.6	3.4
Don't know	4.1	5.7		4.0	5.6	4.8

Q42H. How many of the following people do you think are involved in corruption, or haven't you heard enough about them to say: Traditional leaders?

	Urban	Rural	Peri-urban	Male	Female	Total
None	19.3	29.7	18.6	25.9	25.1	25.5
Some of them	58.0	49.3	62.9	51.9	54.3	53.1
Most of them	14.8	11.8	16.7	14.8	11.5	13.2
All of them	3.8	3.4	1.9	3.3	3.6	3.4
Don't know	4.1	5.7		4.0	5.6	4.8

Q42I. How many of the following people do you think are involved in corruption, or haven't you heard enough about them to say: Religious leaders?

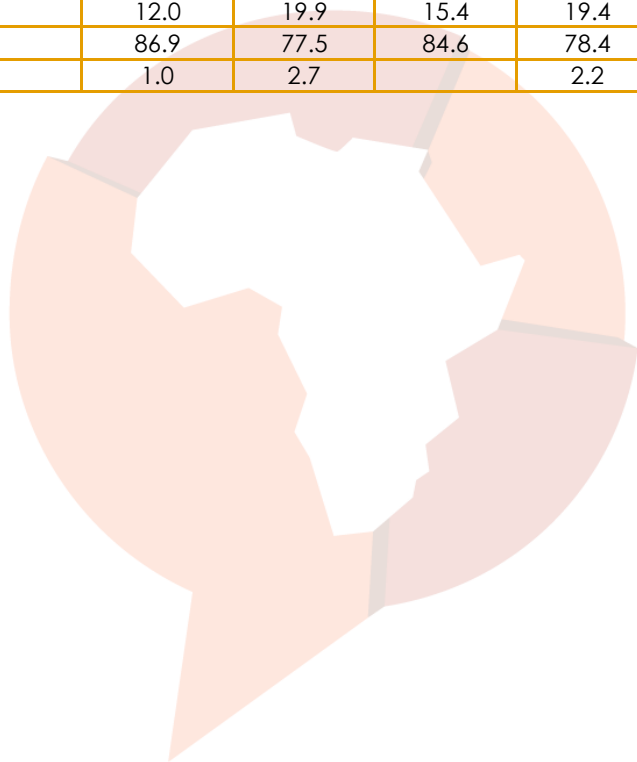
	Urban	Rural	Peri-urban	Male	Female	Total
None	24.1	36.5	23.9	29.9	33.3	31.6
Some of them	55.0	43.5	59.7	48.6	48.2	48.4
Most of them	11.3	9.1	9.0	10.8	8.7	9.8
All of them	1.7	2.6	0.7	2.0	2.3	2.2
Don't know	7.9	8.3	6.7	8.7	7.5	8.1

Q43A. In your opinion, over the past year, has the level of corruption in this country increased, decreased, or stayed the same?

	Urban	Rural	Peri-urban	Male	Female	Total
Increased a lot	75.0	64.5	73.8	66.8	70.4	68.6
Increased somewhat	10.8	10.1	5.7	11.4	8.7	10.1
Stayed the same	8.0	12.2	9.1	10.6	10.6	10.6
Decreased somewhat	4.2	7.6	3.9	6.5	5.9	6.2
Decreased a lot	0.5	3.2	4.0	2.7	2.1	2.4
Don't know	1.4	2.4	3.5	2.0	2.2	2.1

Q43B. In this country, can ordinary people report incidents of corruption without fear, or do they risk retaliation or other negative consequences if they speak out?

	Urban	Rural	Peri-urban	Male	Female	Total
Can report without fear	12.0	19.9	15.4	19.4	14.5	17.0
Risk retaliation	86.9	77.5	84.6	78.4	83.8	81.1
Don't know	1.0	2.7		2.2	1.7	1.9



Public services and government performance

See related questions in the sections on “Respondents and their households” (about electricity at the household level) and “Institutions and leaders”

Now I would like to talk to you about experiences that some people have in accessing certain essential government services.

Q44A. In the past 12 months, have you had contact with a public school?

	Urban	Rural	Peri-urban	Male	Female	Total
No	71.0	77.3	76.1	75.2	75.1	75.1
Yes	29.0	22.6	23.9	24.8	24.9	24.8
Don't know		0.1		0.1		0.0

Q44B. How easy or difficult was it to obtain the services you needed from teachers or school officials?

	Urban	Rural	Peri-urban	Male	Female	Total
Very easy	11.2	10.3	7.9	9.7	11.1	10.4
Easy	11.2	7.6	9.3	9.4	8.4	8.9
Difficult	4.3	2.6	0.3	3.5	2.5	3.0
Very difficult	2.3	2.1	6.4	2.2	2.8	2.5
Not applicable	71.0	77.4	76.1	75.2	75.1	75.2

Q44C. And how often, if ever, did you have to pay a bribe, give a gift, or do a favour for a teacher or school official in order to get the services you needed from the schools?

	Urban	Rural	Peri-urban	Male	Female	Total
Never	27.5	21.3	22.6	23.1	23.8	23.5
Once or twice	1.3	0.7		0.7	0.9	0.8
A few times	0.2	0.4		0.6		0.3
Often		0.3		0.2	0.1	0.2
Not applicable	71.0	77.4	76.1	75.2	75.1	75.2

Q44D. In the past 12 months, have you had contact with a public clinic or hospital?

	Urban	Rural	Peri-urban	Male	Female	Total
No	32.8	34.9	29.4	38.9	28.8	33.9
Yes	67.0	65.1	70.6	61.0	71.2	66.1
Don't know	0.2			0.1		0.1

Q44E. How easy or difficult was it to obtain the medical care you needed?

	Urban	Rural	Peri-urban	Male	Female	Total
Very easy	21.8	28.6	32.3	23.8	29.4	26.6
Easy	18.2	22.6	21.9	18.0	24.2	21.1
Difficult	12.4	8.4	9.0	10.8	8.7	9.8
Very difficult	14.6	5.4	7.3	8.3	8.9	8.6
Not applicable	33.0	34.9	29.4	39.0	28.8	33.9

Q44F. And how often, if ever, did you have to pay a bribe, give a gift, or do a favour for a health worker or clinic or hospital staff in order to get the medical care you needed?

	Urban	Rural	Peri-urban	Male	Female	Total
Never	63.9	61.9	64.3	58.0	67.5	62.7
Once or twice	1.2	1.8	3.5	1.2	2.3	1.7
A few times	1.3	0.4	1.5	0.7	0.8	0.7
Often	0.3	0.9	0.6	0.6	0.7	0.6
Not applicable	33.0	34.9	29.4	39.0	28.8	33.9
Refused			1.3	0.2		0.1
Don't know	0.2	0.1		0.3		0.1

Q44G. In the past 12 months, have you tried to get an identity document like a birth certificate, driver's license, passport or voter's card, or permit from government?

	Urban	Rural	Peri-urban	Male	Female	Total
No	56.9	59.1	52.7	55.1	60.8	57.9
Yes	43.1	40.9	47.3	44.9	39.2	42.1

Q44H. How easy or difficult was it to obtain the document you needed?

	Urban	Rural	Peri-urban	Male	Female	Total
Very easy	10.7	15.3	10.7	14.4	12.6	13.5
Easy	12.1	10.2	11.7	10.2	11.7	10.9
Difficult	6.7	6.5	11.1	8.2	5.6	6.9
Very difficult	13.5	8.9	13.7	12.2	9.3	10.8
Not applicable	56.9	59.1	52.7	55.1	60.8	57.9

Q44I. And how often, if ever, did you have to pay a bribe, give a gift, or do a favour for a government official in order to get the document you needed?

	Urban	Rural	Peri-urban	Male	Female	Total
Never	35.3	35.8	37.0	36.0	35.4	35.7
Once or twice	3.9	2.5	7.5	4.6	2.0	3.3
A few times	1.9	1.6		2.3	0.9	1.6
Often	2.0	0.9	1.5	1.8	0.9	1.3
Not applicable	56.9	59.1	52.7	55.1	60.8	57.9
Refused			1.3	0.2		0.1

Q44J. In the past 12 months, have you requested assistance from the police?

	Urban	Rural	Peri-urban	Male	Female	Total
No	72.9	80.8	70.9	75.0	80.0	77.5
Yes	26.8	19.2	29.1	25.0	19.8	22.4
Don't know	0.2				0.2	0.1

Q44K. How easy or difficult was it to obtain the assistance you needed?

	Urban	Rural	Peri-urban	Male	Female	Total
Very easy	9.8	6.6	13.2	8.4	7.9	8.1
Easy	6.7	5.8	2.2	6.7	5.1	5.9
Difficult	3.2	1.8	4.1	3.5	1.3	2.4
Very difficult	6.9	5.0	9.7	6.3	5.6	6.0
Not applicable	73.2	80.8	70.9	75.0	80.2	77.6
Don't know	0.2			0.1		0.1

Q44L. And how often, if ever, did you have to pay a bribe, give a gift, or do a favour for a police officer in order to get the assistance you needed?

	Urban	Rural	Peri-urban	Male	Female	Total
Never	24.8	17.3	25.3	21.3	19.4	20.4
Once or twice	0.7	1.2	1.5	2.1		1.1
A few times	0.9	0.1	1.5	0.8	0.1	0.5
Often	0.5	0.5	0.8	0.8	0.3	0.5
Not applicable	73.2	80.8	70.9	75.0	80.2	77.6

Q44M. In the past 12 months, how often have you encountered the police in other situations, like at checkpoints, during identity checks or traffic stops, or during an investigation?

	Urban	Rural	Peri-urban	Male	Female	Total
Never	38.5	57.1	44.4	47.3	52.9	50.1
Once or twice	8.7	10.1	6.3	9.0	9.8	9.4
A few times	29.0	21.8	31.7	26.6	23.2	24.9
Often	23.3	10.5	17.7	16.7	13.8	15.3
Don't know	0.4	0.4		0.4	0.3	0.4

Q44N. How often, if ever did you have to pay a bribe, give a gift, or do a favour for a police officer in order to avoid a problem during one of these encounters?

	Urban	Rural	Peri-urban	Male	Female	Total
Never	41.9	33.8	35.5	35.3	37.9	36.6
Once or twice	7.2	3.4	8.0	6.1	3.8	5.0
A few times	6.1	2.6	5.2	5.5	2.4	4.0
Often	5.9	2.7	7.0	5.4	2.7	4.0
Not applicable	38.9	57.5	44.4	47.7	53.2	50.5

Now let's speak about the performance of the present government of this country.

Q50A. How well or badly would you say the current government is handling the following matters, or haven't you heard enough to say: Managing the economy?

	Urban	Rural	Peri-urban	Male	Female	Total
Very badly	62.9	63.9	74.4	64.8	63.7	64.2
Fairly badly	26.3	21.6	12.3	21.4	23.7	22.6
Fairly well	5.1	6.7	4.2	7.3	4.7	6.0
Very well	1.5	2.4	0.8	2.3	1.7	2.0
Refused	0.1			0.1		0.0
Don't know	4.1	5.4	8.3	4.1	6.3	5.2

Q50B. How well or badly would you say the current government is handling the following matters, or haven't you heard enough to say: Improving the living standards of the poor?

	Urban	Rural	Peri-urban	Male	Female	Total
Very badly	61.2	63.0	68.9	61.4	64.1	62.8
Fairly badly	29.1	20.4	21.0	23.9	22.8	23.3
Fairly well	7.6	12.5	7.4	11.4	9.6	10.5
Very well	0.7	3.3	1.1	2.3	2.3	2.3
Don't know	1.4	0.8	1.6	1.0	1.2	1.1

Q50C. How well or badly would you say the current government is handling the following matters, or haven't you heard enough to say: Creating jobs?

	Urban	Rural	Peri-urban	Male	Female	Total
Very badly	74.6	72.6	79.0	74.5	72.9	73.7
Fairly badly	22.3	20.8	15.3	20.3	21.5	20.9
Fairly well	2.2	5.0	2.6	3.5	4.3	3.9
Very well	0.6	1.1	1.0	1.0	0.8	0.9
Don't know	0.3	0.6	3.1	0.7	0.6	0.6

Q50D. How well or badly would you say the current government is handling the following matters, or haven't you heard enough to say: Keeping prices stable?

	Urban	Rural	Peri-urban	Male	Female	Total
Very badly	53.0	48.2	56.8	51.4	49.3	50.3
Fairly badly	28.1	28.9	21.3	27.3	28.9	28.1
Fairly well	9.6	9.8	7.8	10.9	8.3	9.6
Very well	0.2	2.4	3.3	1.8	1.7	1.7
Don't know	9.2	10.8	10.8	8.6	11.9	10.3

Q50E. How well or badly would you say the current government is handling the following matters, or haven't you heard enough to say: Narrowing gaps between rich and poor?

	Urban	Rural	Peri-urban	Male	Female	Total
Very badly	57.2	55.2	64.9	55.6	57.4	56.5
Fairly badly	32.3	30.1	17.3	31.9	28.0	29.9
Fairly well	5.0	7.5	8.8	7.4	6.1	6.8
Very well	1.4	1.7	0.8	1.4	1.6	1.5
Refused		0.1		0.1		0.1
Don't know	4.1	5.5	8.2	3.6	6.8	5.2

Q50F. How well or badly would you say the current government is handling the following matters, or haven't you heard enough to say: Reducing crime?

	Urban	Rural	Peri-urban	Male	Female	Total
Very badly	56.3	46.0	65.1	49.0	52.4	50.7
Fairly badly	25.4	23.7	16.4	22.5	24.9	23.7
Fairly well	14.0	19.5	12.8	20.9	13.5	17.2
Very well	2.8	8.9	2.9	6.7	6.3	6.5
Don't know	1.5	2.0	2.8	0.9	2.9	1.9

Q50G. How well or badly would you say the current government is handling the following matters, or haven't you heard enough to say: Improving basic health services?

	Urban	Rural	Peri-urban	Male	Female	Total
Very badly	37.0	27.3	32.6	31.4	30.4	30.9
Fairly badly	26.2	21.6	23.6	21.8	24.7	23.3
Fairly well	30.9	34.3	27.8	32.4	33.1	32.8
Very well	4.7	14.7	14.5	12.6	10.2	11.4
Don't know	1.1	2.0	1.6	1.9	1.5	1.7

Q50H. How well or badly would you say the current government is handling the following matters, or haven't you heard enough to say: Addressing educational needs?

	Urban	Rural	Peri-urban	Male	Female	Total
Very badly	55.7	47.9	65.4	50.7	52.6	51.7
Fairly badly	29.1	24.6	14.2	23.4	27.4	25.4
Fairly well	10.9	18.4	15.6	17.9	13.6	15.7
Very well	2.6	5.6	2.5	4.7	4.1	4.4
Don't know	1.7	3.5	2.3	3.3	2.3	2.8

Q50I. How well or badly would you say the current government is handling the following matters, or haven't you heard enough to say: Providing water and sanitation services?

	Urban	Rural	Peri-urban	Male	Female	Total
Very badly	40.7	44.4	63.9	44.8	44.3	44.5
Fairly badly	33.5	22.6	16.2	25.6	25.9	25.7
Fairly well	20.4	21.4	16.2	22.0	19.4	20.7
Very well	4.1	8.8	2.0	5.8	7.8	6.8
Don't know	1.3	2.8	1.7	1.9	2.6	2.2

Q50J. How well or badly would you say the current government is handling the following matters, or haven't you heard enough to say: Fighting corruption in government?

	Urban	Rural	Peri-urban	Male	Female	Total
Very badly	58.5	47.6	56.7	52.8	50.9	51.8
Fairly badly	25.5	21.9	20.1	22.6	23.3	23.0
Fairly well	8.9	17.7	14.5	15.1	14.0	14.6
Very well	2.8	5.8	0.8	4.7	4.2	4.5
Refused	0.3			0.2		0.1
Don't know	4.0	7.0	7.9	4.5	7.6	6.1

Q50K. How well or badly would you say the current government is handling the following matters, or haven't you heard enough to say: Maintaining roads and bridges?

	Urban	Rural	Peri-urban	Male	Female	Total
Very badly	55.6	57.2	55.4	56.4	56.7	56.6
Fairly badly	29.7	21.5	23.0	24.3	24.3	24.3
Fairly well	11.5	16.0	17.0	14.1	14.9	14.5
Very well	2.0	4.5	2.7	4.1	3.0	3.6
Don't know	1.2	0.8	1.9	1.0	1.1	1.0

Q50L. How well or badly would you say the current government is handling the following matters, or haven't you heard enough to say: Providing a reliable supply of electricity?

	Urban	Rural	Peri-urban	Male	Female	Total
Very badly	30.5	45.4	38.4	38.4	41.7	40.0
Fairly badly	23.1	20.3	16.7	21.6	20.4	21.0
Fairly well	36.2	22.7	40.3	28.3	28.5	28.4
Very well	8.7	8.4	4.5	9.6	6.9	8.2
Don't know	1.4	3.1		2.2	2.5	2.4

Q50M. How well or badly would you say the current government is handling the following matters, or haven't you heard enough to say: Preventing or resolving violent conflict?

	Urban	Rural	Peri-urban	Male	Female	Total
Very badly	17.6	16.3	17.3	18.2	15.4	16.8
Fairly badly	17.1	12.7	20.1	13.0	16.3	14.7
Fairly well	43.1	45.9	35.0	44.7	43.8	44.3
Very well	13.3	16.1	20.4	16.2	14.7	15.5
Don't know	8.9	9.0	7.2	7.8	9.8	8.8

Q50N. How well or badly would you say the current government is handling the following matters, or haven't you heard enough to say: Addressing the needs of young people?

	Urban	Rural	Peri-urban	Male	Female	Total
Very badly	57.9	50.7	62.8	55.5	52.3	53.9
Fairly badly	29.7	25.6	20.8	24.4	28.8	26.6
Fairly well	8.4	12.3	14.4	11.9	10.4	11.1
Very well	0.8	3.7	2.0	3.0	2.2	2.6
Don't know	3.3	7.8		5.1	6.4	5.7

Q50O. How well or badly would you say the current government is handling the following matters, or haven't you heard enough to say: Protecting rights and promoting opportunities for disabled people?

	Urban	Rural	Peri-urban	Male	Female	Total
Very badly	48.1	44.5	52.5	45.1	47.3	46.2
Fairly badly	24.8	24.0	18.0	23.8	24.0	23.9
Fairly well	16.4	18.8	21.8	19.3	17.2	18.2
Very well	2.2	5.8	2.0	4.6	4.2	4.4
Don't know	8.5	6.9	5.7	7.3	7.4	7.3

Taxation

Also see Q95B under “Economic life” and Q42G under “Corruption”

Q39A. For each of the following statements, please tell me whether you disagree or agree: The tax authorities always have the right to make people pay taxes?

	Urban	Rural	Peri-urban	Male	Female	Total
Strongly disagree	32.3	38.8	38.6	35.6	37.6	36.6
Disagree	15.0	15.9	2.5	11.3	18.1	14.7
Neither agree nor disagree	1.5	1.6	6.4	1.6	2.1	1.9
Agree	28.7	18.0	23.6	23.2	20.7	22.0
Strongly agree	20.1	15.8	25.0	22.2	13.6	17.9
Refused		0.1		0.1		0.1
Don't know	2.4	9.8	3.9	5.9	8.0	7.0

Q45. Which of the following statements is closest to your view?

Statement 1: It is better to pay higher taxes if it means that there will be more services provided by government.

Statement 2: It is better to pay lower taxes, even if it means there will be fewer services provided by government.

	Urban	Rural	Peri-urban	Male	Female	Total
Agree very strongly with 1	34.3	30.0	35.3	33.2	30.4	31.8
Agree with 1	9.1	9.9	4.3	8.1	10.4	9.2
Agree with 2	4.9	9.3	8.9	8.8	6.8	7.8
Agree very strongly with 2	39.2	41.2	47.4	38.9	43.0	41.0
Agree with neither	10.7	6.4	3.3	8.4	6.8	7.6
Refused		0.2			0.2	0.1
Don't know	1.8	3.0	0.8	2.6	2.3	2.5

Q46A. Based on your experience, how easy or difficult is it to do each of the following: To find out what taxes and fees you are supposed to pay to the government?

	Urban	Rural	Peri-urban	Male	Female	Total
Very easy	5.0	4.6	4.6	5.0	4.4	4.7
Easy	13.0	10.2	14.2	11.1	11.7	11.4
Difficult	50.0	41.8	38.5	46.2	42.5	44.3
Very difficult	19.6	23.2	26.2	22.3	22.0	22.2
Refused		0.1		0.1		0.1
Don't know	12.4	20.2	16.5	15.2	19.5	17.4

Q46B. Based on your experience, how easy or difficult is it to do each of the following: To find out how government uses the revenues from people's taxes and fees?

	Urban	Rural	Peri-urban	Male	Female	Total
Very easy	2.4	3.5	1.2	2.3	3.6	3.0
Easy	9.2	7.0	5.0	9.6	5.7	7.6
Difficult	46.9	41.3	37.5	41.5	44.3	42.9
Very difficult	33.5	34.1	45.8	36.5	32.9	34.7
Refused		0.1		0.1		0.1
Don't know	8.1	14.0	10.5	10.0	13.5	11.8

Q46C. Do you think that the amount of taxes that ordinary people in Lesotho are required to pay to the government is too little, too much, or about the right amount?

	Urban	Rural	Peri-urban	Male	Female	Total
Far too little	5.9	4.2	6.9	3.3	6.6	4.9
Somewhat too little	6.5	5.2	6.7	4.9	6.6	5.7
About the right amount	29.8	32.4	24.6	34.3	27.7	31.0
Somewhat too much	19.3	13.9	16.0	16.6	15.1	15.8
Far too much	31.9	25.9	39.5	28.6	29.1	28.8
Don't know	6.6	18.4	6.3	12.4	15.0	13.7

Q46D. Do you think that the amount of taxes that rich people in Lesotho are required to pay to the government is too little, too much, or about the right amount?

	Urban	Rural	Peri-urban	Male	Female	Total
Far too little	20.5	14.5	18.3	17.5	16.1	16.8
Somewhat too little	14.6	10.5	16.3	13.6	10.9	12.2
About the right amount	32.3	30.3	21.3	31.1	29.7	30.4
Somewhat too much	10.9	12.6	11.3	12.1	11.8	12.0
Far too much	9.9	12.0	22.2	10.8	13.2	12.0
Refused			1.0	0.1		0.1
Don't know	11.7	20.1	9.5	14.8	18.4	16.6

Q47A. Do you agree or disagree with each of the following statements: Government should make sure small traders and other people working in the informal sector pay taxes on their businesses?

	Urban	Rural	Peri-urban	Male	Female	Total
Strongly disagree	54.8	56.1	60.6	52.7	59.2	56.0
Disagree	19.4	14.5	11.9	14.8	17.1	15.9
Neither agree or disagree	1.2	0.6		1.0	0.5	0.7
Agree	11.0	11.9	13.7	12.9	10.6	11.8
Strongly agree	12.7	13.8	13.7	16.2	10.7	13.4
Don't know	0.9	3.1		2.3	2.0	2.1

Q47B. Do you agree or disagree with each of the following statements: It is fair to tax rich people at a higher rate than ordinary people in order to help pay for government programs to benefit the poor?

	Urban	Rural	Peri-urban	Male	Female	Total
Strongly disagree	19.4	21.3	22.5	24.6	16.9	20.7
Disagree	12.6	10.5	9.2	11.5	10.7	11.1
Neither agree or disagree	3.4	3.7	3.6	4.5	2.6	3.6
Agree	20.5	18.9	13.6	17.4	20.6	19.0
Strongly agree	43.6	42.4	51.1	39.9	46.9	43.4
Refused		0.2			0.3	0.1
Don't know	0.6	3.0		2.0	2.0	2.0

Q47C. Do you agree or disagree with each of the following statements: The government usually uses the tax revenues it collects for the well-being of citizens?

	Urban	Rural	Peri-urban	Male	Female	Total
Strongly disagree	36.6	33.0	36.4	35.0	33.8	34.4
Disagree	17.9	13.0	11.0	14.2	14.8	14.5
Neither agree or disagree	3.0	1.3	0.8	2.0	1.7	1.8
Agree	13.7	16.0	8.7	14.6	14.9	14.7
Strongly agree	21.5	22.1	28.2	22.6	22.0	22.3
Refused	0.2			0.1		0.1
Don't know	7.1	14.7	15.0	11.4	12.9	12.2

Q47D. In your opinion, how often, in this country, do people avoid paying the taxes that they owe the government?

	Urban	Rural	Peri-urban	Male	Female	Total
Never	12.3	12.8	13.6	12.2	13.2	12.7
Rarely	14.7	16.3	22.5	18.4	14.1	16.2
Often	26.5	20.9	27.1	26.3	20.1	23.2
Always	28.4	20.8	19.2	25.2	21.2	23.2
Don't know	18.1	29.2	17.6	18.0	31.4	24.7

Identity and society

Q82B. Let us suppose that you had to choose between being a Mosotho and being a _____ [R's ethnic group]. Which of the following statements best expresses your feelings?

	Urban	Rural	Peri-urban	Male	Female	Total
I feel only (ethnic group)	9.8	14.9	17.3	11.9	14.8	13.4
I feel more (ethnic group) than Mosotho	3.8	3.2	1.9	3.3	3.3	3.3
I feel equally Mosotho and (ethnic group)	52.3	49.7	47.8	51.4	49.5	50.4
I feel more Mosotho than (ethnic group)	2.4	3.3		3.5	2.0	2.8
I feel only Mosotho	29.1	27.4	27.1	27.4	28.5	27.9
Not applicable	1.0	0.5	2.7	1.0	0.7	0.8
Refused	0.1	0.2		0.3		0.2
Don't know	1.4	0.8	3.1	1.1	1.2	1.1

Q82C. Do you feel comfortable speaking your mother tongue in public?

	Urban	Rural	Peri-urban	Male	Female	Total
No	1.7	4.0	1.5	3.1	3.0	3.1
Yes	98.3	96.0	98.5	96.9	97.0	96.9

Q82D. Do you feel comfortable wearing your traditional or cultural dress in public?

	Urban	Rural	Peri-urban	Male	Female	Total
No	4.2	3.5	2.7	4.2	3.2	3.7
Yes	94.8	96.3	97.3	95.7	96.1	95.9
Not applicable	0.5	0.1		0.1	0.4	0.3
Don't know	0.5				0.3	0.2

Q82A. How often, if ever, are _____ s [R's ethnic group] treated unfairly by the government?

	Urban	Rural	Peri-urban	Male	Female	Total
Never	85.6	87.5	80.3	84.7	88.1	86.4
Sometimes	4.9	4.1	5.0	5.9	2.9	4.4
Often	2.6	3.0	2.6	3.5	2.3	2.9
Always	1.3	0.9	1.6	1.4	0.8	1.1
Not applicable	1.0	0.5	2.7	1.0	0.7	0.8
Refused	0.2			0.1		0.1
Don't know	4.2	4.0	7.8	3.5	5.2	4.4

Q98B. How often, if ever, are _____ s [R's religious group] treated unfairly by the government?

	Urban	Rural	Peri-urban	Male	Female	Total
Never	86.0	85.2	79.5	83.3	86.8	85.1
Sometimes	5.7	4.1	9.3	4.7	5.2	5.0
Often	2.3	0.6		1.0	1.2	1.1
Always	1.2	1.1	1.2	1.5	0.8	1.1
Not applicable	2.4	4.9	3.7	6.2	1.7	4.0
Don't know	2.5	4.2	6.2	3.3	4.2	3.8

Q84A. In the past year, how often, if ever, have you personally been treated unfairly by other Basotho based on: Your economic status, that is, how rich or poor you are?

	Urban	Rural	Peri-urban	Male	Female	Total
Never	70.0	67.3	60.0	61.7	73.7	67.7
Once or twice	14.1	12.4	10.5	14.6	11.0	12.8
Several times	7.4	10.9	12.6	11.7	8.0	9.9
Many times	8.6	9.3	16.9	11.8	7.3	9.6
Don't know		0.2		0.1	0.1	0.1

Q84B. In the past year, how often, if ever, have you personally been treated unfairly by other Basotho based on: Your religion?

	Urban	Rural	Peri-urban	Male	Female	Total
Never	81.4	83.0	83.6	83.1	82.0	82.5
Once or twice	5.7	5.5	4.5	5.9	5.1	5.5
Several times	6.8	6.3	6.6	5.9	7.1	6.5
Many times	6.1	5.0	5.3	4.9	5.9	5.4
Don't know		0.1		0.2		0.1

Q84C. In the past year, how often, if ever, have you personally been treated unfairly by other Basotho based on: Your ethnicity?

	Urban	Rural	Peri-urban	Male	Female	Total
Never	92.6	94.4	91.5	92.2	95.1	93.6
Once or twice	3.8	2.6	1.5	3.2	2.6	2.9
Several times	1.6	1.6	3.3	2.6	0.8	1.7
Many times	1.7	1.4	3.7	2.0	1.3	1.6
Don't know	0.4				0.2	0.1

Q68. Which of the following statements is closest to your own opinion?

Statement 1: Communities are stronger when they are made up of people from different ethnic groups, races, or religions.

Statement 2: Communities are stronger when they are made up of people who are similar to each other, that is, people from the same ethnic group, race, or religion.

	Urban	Rural	Peri-urban	Male	Female	Total
Agree very strongly with 1	44.1	38.9	37.1	41.5	39.5	40.5
Agree with 1	9.9	10.0	10.2	10.6	9.4	10.0
Agree with 2	9.7	6.6	4.6	7.3	7.7	7.5
Agree very strongly with 2	33.5	41.7	43.1	38.2	39.9	39.0
Agree with neither	0.7	1.5	2.3	1.3	1.2	1.3
Don't know	2.2	1.4	2.7	1.1	2.4	1.8

Q85. Basotho are very diverse. They come from different religions, ethnic groups, political parties, and economic and social backgrounds. Overall, would you say that there is more that unites all Basotho as one people, or more that divides them?

	Urban	Rural	Peri-urban	Male	Female	Total
Much more that divides us	37.9	36.5	40.7	38.7	35.8	37.2
Somewhat more that divides us	12.8	13.0	14.3	13.4	12.6	13.0
Somewhat more that unites us	14.5	12.2	15.1	13.0	13.4	13.2
Much more that unites us	32.5	36.2	29.8	33.2	35.8	34.5
Don't know	2.2	2.2		1.7	2.4	2.0

Q86A. For each of the following types of people, please tell me whether you would like having people from this group as neighbours, dislike it, or not care: People of a different religion?

	Urban	Rural	Peri-urban	Male	Female	Total
Strongly dislike	5.2	7.9	8.4	7.4	6.6	7.0
Somewhat Dislike	4.6	6.2	6.3	6.4	5.0	5.7
Would not care	44.0	38.6	33.7	39.5	40.6	40.0
Somewhat like	19.3	16.6	13.8	18.4	16.2	17.3
Strongly like	26.9	30.4	36.6	28.0	31.4	29.7
Don't know		0.3	1.2	0.3	0.2	0.2

Q86B. For each of the following types of people, please tell me whether you would like having people from this group as neighbours, dislike it, or not care: People from other ethnic groups?

	Urban	Rural	Peri-urban	Male	Female	Total
Strongly dislike	6.1	8.8	11.9	8.1	8.2	8.1
Somewhat dislike	5.3	8.7	3.6	7.2	7.3	7.3
Would not care	45.8	37.3	34.4	40.7	39.2	39.9
Somewhat like	19.4	17.0	13.4	16.7	18.4	17.6
Strongly like	23.3	27.8	35.5	26.9	26.8	26.8
Don't know		0.4	1.3	0.5	0.1	0.3

Q86C. For each of the following types of people, please tell me whether you would like having people from this group as neighbours, dislike it, or not care: Homosexuals?

	Urban	Rural	Peri-urban	Male	Female	Total
Strongly dislike	55.7	69.0	54.4	67.7	59.5	63.6
Somewhat dislike	11.5	10.7	13.0	9.2	13.0	11.1
Would not care	24.0	11.8	23.3	14.5	18.8	16.6
Somewhat like	3.5	3.5	0.8	3.2	3.4	3.3
Strongly like	4.8	2.6	8.5	4.1	3.4	3.7
Don't know	0.5	2.5		1.4	1.9	1.6

Q86D. For each of the following types of people, please tell me whether you would like having people from this group as neighbours, dislike it, or not care: Immigrants or foreign workers?

	Urban	Rural	Peri-urban	Male	Female	Total
Strongly dislike	14.1	19.6	28.3	15.6	21.2	18.4
Somewhat dislike	8.1	8.6	10.8	8.0	9.2	8.6
Would not care	40.1	31.0	27.3	33.3	34.2	33.8
Somewhat like	17.4	18.6	14.5	18.9	17.0	18.0
Strongly like	19.3	21.7	19.2	23.8	17.7	20.8
Don't know	0.9	0.4		0.5	0.6	0.5

Q86E. For each of the following types of people, please tell me whether you would like having people from this group as neighbours, dislike it, or not care: People who support a different political party?

	Urban	Rural	Peri-urban	Male	Female	Total
Strongly dislike	5.1	11.3	9.0	8.8	9.4	9.1
Somewhat dislike	4.1	8.6	3.9	6.8	6.7	6.8
Would not care	50.0	43.5	57.6	44.7	48.6	46.6
Somewhat like	18.6	13.0	5.4	14.1	14.6	14.3
Strongly like	20.8	22.7	24.1	24.3	20.1	22.2
Refused	0.3	0.3		0.3	0.2	0.3
Don't know	1.2	0.6		1.0	0.5	0.8

Q83. Generally speaking, would you say that most people can be trusted or that you must be very careful in dealing with people?

	Urban	Rural	Peri-urban	Male	Female	Total
Must be very careful	96.7	95.8	98.7	95.7	96.9	96.3
Most people can be trusted	3.3	4.2	1.3	4.3	3.1	3.7

Crime and security

Q8A. Over the past year, how often, if ever, have you or anyone in your family: Felt unsafe walking in your neighbourhood?

	Urban	Rural	Peri-urban	Male	Female	Total
Never	52.8	60.2	53.2	59.7	54.9	57.3
Just once or twice	12.8	14.7	20.4	16.0	12.9	14.5
Several times	15.7	7.4	9.2	9.3	11.2	10.3
Many times	13.6	11.9	11.8	10.2	14.6	12.4
Always	4.8	5.8	5.3	4.8	6.1	5.4
Don't know	0.3				0.2	0.1

Q8B. Over the past year, how often, if ever, have you or anyone in your family: Feared crime in your own home?

	Urban	Rural	Peri-urban	Male	Female	Total
Never	50.8	53.6	37.5	53.9	49.3	51.6
Just once or twice	15.1	16.8	20.0	15.7	17.2	16.4
Several times	14.4	7.8	13.4	9.2	11.5	10.4
Many times	11.5	13.6	17.7	13.4	12.9	13.2
Always	7.7	8.0	9.7	7.5	8.5	8.0
Don't know	0.6	0.2	1.7	0.3	0.6	0.4

Q54A. In any society, people will sometimes disagree with one another. These disagreements occasionally escalate into physical violence. Please tell me whether, in the past two years, you have ever personally feared any of the following types of violence. [If "Yes":] Have you actually personally experienced this type of violence in the past two years: Violence among people in your neighbourhood or village?

	Urban	Rural	Peri-urban	Male	Female	Total
No, never	67.2	63.1	51.3	64.2	63.1	63.6
Yes, feared but didn't experience	22.8	25.4	30.5	23.7	26.0	24.9
Yes, feared and experienced	9.6	10.7	18.2	11.1	10.6	10.9
Don't know	0.4	0.8		1.0	0.3	0.6

Q54B. In any society, people will sometimes disagree with one another. These disagreements occasionally escalate into physical violence. Please tell me whether, in the past two years, you have ever personally feared any of the following types of violence. [If "Yes":] Have you actually personally experienced this type of violence in the past two years: Violence at a political rally or public protest?

	Urban	Rural	Peri-urban	Male	Female	Total
No, never	65.4	66.7	66.1	64.5	67.9	66.2
Yes, feared but didn't experience	19.5	19.5	19.1	20.2	18.7	19.5
Yes, feared and experienced	6.2	6.6	9.5	7.8	5.6	6.7
Don't know	8.9	7.2	5.4	7.5	7.7	7.6

Climate change

Q72A. Have you heard about climate change, or haven't you had the chance to hear about this yet?

	Urban	Rural	Peri-urban	Male	Female	Total
No	23.9	43.4	28.7	33.2	38.7	36.0
Yes	73.8	50.2	61.6	61.6	56.0	58.8
Refused	0.4		1.2		0.5	0.2
Don't know	1.8	6.4	8.4	5.2	4.8	5.0

Q72B. Do you think climate change is making life in Lesotho better or worse, or haven't you heard enough to say?

	Urban	Rural	Peri-urban	Male	Female	Total
Much better	2.3	0.8	0.7	1.5	1.0	1.3
Somewhat better	2.3	0.7	0.3	1.2	1.2	1.2
Neither/ no change / about the same	0.9	0.3		0.4	0.5	0.5
Somewhat worse	5.0	2.3	6.8	3.1	3.8	3.5
Much worse	62.5	45.5	52.3	55.3	47.9	51.6
Not applicable	26.2	49.8	38.4	38.4	44.0	41.2
Don't know	0.8	0.7	1.5	0.1	1.5	0.8

Media and access to information

Also see Q92 on radio/TV/mobile phone ownership and access to the Internet under “Respondents and their households” and Q16A on media coverage in election campaigns under “Elections.”

Now let us talk about the media and how you get information about politics and other issues.

Q55A. How often do you get news from the following sources: Radio?

	Urban	Rural	Peri-urban	Male	Female	Total
Never	9.5	22.1	7.7	13.6	20.2	16.9
Less than once a month	3.0	4.2	6.6	3.0	4.9	4.0
A few times a month	8.0	9.1	4.2	8.9	8.0	8.4
A few times a week	19.7	18.5	22.1	21.1	17.2	19.1
Every day	59.4	44.7	59.1	52.6	48.5	50.5
Don't know	0.6	1.4	0.3	0.7	1.3	1.0

Q55B. How often do you get news from the following sources: Television?

	Urban	Rural	Peri-urban	Male	Female	Total
Never	26.5	65.2	34.8	46.8	53.9	50.3
Less than once a month	4.0	5.5	6.4	5.4	4.8	5.1
A few times a month	5.3	5.4	5.8	5.8	5.0	5.4
A few times a week	15.1	4.1	18.6	9.2	8.3	8.7
Every day	47.4	15.4	33.4	29.9	24.7	27.3
Don't know	1.6	4.3	1.0	3.0	3.4	3.2

Q55C. How often do you get news from the following sources: Print newspapers?

	Urban	Rural	Peri-urban	Male	Female	Total
Never	53.6	72.5	63.1	59.9	71.2	65.6
Less than once a month	9.8	8.2	8.2	9.6	7.9	8.7
A few times a month	11.2	6.6	6.5	9.7	6.6	8.1
A few times a week	14.6	4.8	11.2	11.0	5.9	8.5
Every day	5.6	2.8	6.7	4.7	3.3	4.0
Don't know	5.2	5.1	4.2	5.1	5.1	5.1

Q55D. How often do you get news from the following sources: Internet?

	Urban	Rural	Peri-urban	Male	Female	Total
Never	47.0	71.5	60.2	59.1	66.2	62.6
Less than once a month	4.0	2.4	2.5	4.1	1.8	2.9
A few times a month	3.7	2.9	1.1	4.3	1.8	3.1
A few times a week	8.6	5.0	12.8	8.7	4.8	6.7
Every day	31.5	8.9	17.8	16.3	17.7	17.0
Don't know	5.1	9.3	5.6	7.5	7.8	7.6

Q55E. How often do you get news from the following sources: Social media such as Facebook, Twitter, WhatsApp, or others?

Never	37.7	64.2	45.2	53.1	55.0
Less than once a month	2.1	2.2	2.5	2.2	2.2
A few times a month	2.4	3.0	1.6	2.7	2.8
A few times a week	9.7	6.6	9.0	8.5	7.1
Every day	44.4	15.4	38.7	26.3	26.8
Don't know	3.7	8.6	3.0	7.2	6.0

Q19B. Which of the following statements is closest to your view?

Statement 1: The media should have the right to publish any views and ideas without government control.

Statement 2: The government should have the right to prevent the media from publishing things that it disapproves of.

	Urban	Rural	Peri-urban	Male	Female	Total
Agree very strongly with 1	64.5	56.4	58.9	61.2	57.3	59.2
Agree with 1	9.4	9.6	9.4	9.3	9.7	9.5
Agree with 2	4.2	3.7	4.1	4.1	3.6	3.9
Agree very strongly with 2	19.1	26.5	24.2	21.5	26.3	23.9
Agree with neither	2.1	1.7	0.8	2.4	1.1	1.8
Refused		0.2		0.2		0.1
Don't know	0.7	2.0	2.7	1.2	2.0	1.6

Q33. Which of the following statements is closest to your view?

Statement 1: The news media should constantly investigate and report on government mistakes and corruption.

Statement 2: Too much reporting on negative events, like government mistakes and corruption, only harms the country.

	Urban	Rural	Peri-urban	Male	Female	Total
Agree very strongly with 1	59.1	55.5	54.8	59.6	53.6	56.6
Agree with 1	12.4	10.4	11.9	11.2	11.1	11.2
Agree with 2	3.3	5.7	2.4	4.5	4.9	4.7
Agree very strongly with 2	23.6	26.6	30.2	22.8	28.8	25.8
Agree with neither	1.5	0.9		1.2	0.8	1.0
Don't know	0.2	0.9	0.8	0.6	0.7	0.6

Q56. In your opinion, how free is the news media in this country to report and comment on the news without censorship or interference by the government?

	Urban	Rural	Peri-urban	Male	Female	Total
Not at all free	13.6	14.0	15.1	15.3	12.6	14.0
Not very free	25.5	17.0	14.9	20.7	18.6	19.7
Somewhat free	24.2	24.3	27.9	26.7	22.2	24.5
Completely free	31.5	34.8	39.8	31.5	36.6	34.0
Don't know	5.2	10.0	2.2	5.7	10.0	7.9

Q57A. Please tell me how often, in this country, you think people from each of the following groups spread information that they know is false: Government officials?

	Urban	Rural	Peri-urban	Male	Female	Total
Never	21.2	27.4	35.4	23.9	27.9	25.9
Rarely	17.5	17.8	13.4	18.3	16.6	17.4
Sometimes	25.9	19.7	13.7	22.2	20.5	21.4
Often	28.9	22.0	25.7	27.8	21.2	24.5
Don't know	6.5	13.1	11.7	7.8	13.9	10.8

Q57B. Please tell me how often, in this country, you think people from each of the following groups spread information that they know is false: Politicians and political parties?

	Urban	Rural	Peri-urban	Male	Female	Total
Never	11.0	15.0	15.5	12.6	14.7	13.7
Rarely	7.8	10.9	3.4	10.8	7.9	9.3
Sometimes	22.3	18.2	15.3	17.9	20.8	19.4
Often	55.4	47.4	56.4	52.5	48.9	50.7
Don't know	3.5	8.6	9.4	6.2	7.7	6.9

Q57C. Please tell me how often, in this country, you think people from each of the following groups spread information that they know is false: News media and journalists?

	Urban	Rural	Peri-urban	Male	Female	Total
Never	27.9	34.1	31.7	32.1	31.7	31.9
Rarely	23.3	21.3	17.5	21.9	21.5	21.7
Sometimes	26.5	18.5	20.8	21.0	21.6	21.3
Often	17.0	13.2	22.7	16.2	14.0	15.1
Don't know	5.2	12.9	7.3	8.9	11.1	10.0

Q57D. Please tell me how often, in this country, you think people from each of the following groups spread information that they know is false: Social media users?

	Urban	Rural	Peri-urban	Male	Female	Total
Never	7.2	5.9	8.0	6.2	6.7	6.5
Rarely	5.1	6.6	3.5	7.8	4.1	5.9
Sometimes	17.5	10.7	10.6	11.2	14.7	12.9
Often	59.3	39.1	59.1	46.1	48.2	47.2
Don't know	11.0	37.7	18.8	28.8	26.3	27.6

Q57E. Please tell me how often, in this country, you think people from each of the following groups spread information that they know is false: Activists and interest groups?

	Urban	Rural	Peri-urban	Male	Female	Total
Never	25.9	28.9	34.0	27.7	28.8	28.3
Rarely	19.9	13.7	9.6	17.1	13.8	15.5
Sometimes	19.7	9.7	17.4	14.6	12.5	13.5
Often	9.2	8.6	14.2	10.1	8.2	9.1
Refused	0.1				0.1	0.0
Don't know	25.2	39.1	24.8	30.4	36.7	33.5

Let's talk about whether the government should be able to limit the sharing of news, information, or opinions on radio and TV, in newspapers, or on the internet and social media.

Q58A. Please tell me whether you agree or disagree that the government should be able to limit or prohibit sharing of: News or information that is false?

	Urban	Rural	Peri-urban	Male	Female	Total
Strongly disagree	8.9	12.0	12.7	11.7	10.4	11.0
Disagree	7.5	4.8	3.8	5.2	6.2	5.7
Neither agree or disagree	1.1	0.8	3.1	1.5	0.6	1.1
Agree	31.1	29.5	25.0	28.4	31.1	29.8
Strongly agree	50.5	51.0	53.8	51.7	50.4	51.0
Refused		0.1		0.1		0.0
Don't know	0.7	1.7	1.6	1.4	1.4	1.4

Q58B. Please tell me whether you agree or disagree that the government should be able to limit or prohibit sharing of: News, information, or opinions that the government disapproves of?

	Urban	Rural	Peri-urban	Male	Female	Total
Strongly disagree	41.0	38.5	41.2	42.8	36.3	39.5
Disagree	23.9	20.5	17.5	20.3	22.6	21.4
Neither agree or disagree	1.8	1.4	1.5	1.3	1.7	1.5
Agree	14.7	17.0	17.8	14.5	18.0	16.3
Strongly agree	17.3	19.9	19.0	19.1	18.9	19.0
Refused	0.1	0.1		0.2		0.1
Don't know	1.0	2.7	3.1	1.9	2.5	2.2

Q58C. Please tell me whether you agree or disagree that the government should be able to limit or prohibit sharing of: News, information, or opinions that criticize or insult the prime minister?

	Urban	Rural	Peri-urban	Male	Female	Total
Strongly disagree	11.6	14.2	12.6	14.6	11.8	13.2
Disagree	11.2	7.0	10.2	9.0	8.2	8.6
Neither agree or disagree	0.9	0.9	1.5	0.8	1.1	0.9
Agree	31.7	28.7	25.1	27.4	31.5	29.4
Strongly agree	44.5	47.3	48.7	47.2	45.6	46.4
Refused		0.1		0.1		0.0
Don't know	0.2	2.0	1.9	0.9	1.8	1.4

Q58D. Please tell me whether you agree or disagree that the government should be able to limit or prohibit sharing of: Hate speech, that is, news, information, or opinions designed to attack or vilify certain groups in society?

	Urban	Rural	Peri-urban	Male	Female	Total
Strongly disagree	8.2	11.6	7.4	10.7	9.6	10.2
Disagree	7.7	5.6	1.5	6.4	5.7	6.0
Neither agree or disagree	1.9	0.8	1.6	1.3	1.1	1.2
Agree	30.2	29.1	28.8	27.1	31.8	29.4
Strongly agree	51.8	51.0	59.2	53.9	49.7	51.8
Refused		0.1		0.1		0.0
Don't know	0.2	1.9	1.6	0.5	2.1	1.3

Q58E_LES. Please tell me whether you agree or disagree that the government should be able to limit or prohibit sharing of: News, information, or opinions that criticize or insult the King?

	Urban	Rural	Peri-urban	Male	Female	Total
Strongly disagree	7.0	11.1	11.7	10.8	8.7	9.7
Disagree	3.4	3.5	3.4	3.6	3.4	3.5
Neither agree or disagree	0.7	0.5		0.6	0.5	0.5
Agree	24.8	19.4	16.1	19.0	22.8	20.9
Strongly agree	63.6	64.4	68.8	65.7	63.1	64.4
Refused to answer		0.1		0.1		0.0
Don't know/Haven't heard enough to say	0.4	1.1		0.1	1.4	0.8

Q59A. Have you heard about social media, for example, Facebook, Twitter, and WhatsApp?

	Urban	Rural	Peri-urban	Male	Female	Total
No	24.0	49.7	34.2	40.8	39.5	40.1
Yes	72.7	44.2	59.9	53.2	56.3	54.7
Refused	1.3	0.2	2.4	0.7	0.7	0.7
Don't know	2.0	5.9	3.5	5.3	3.6	4.4

Q59B. Regardless of whether you personally use social media yourself, please tell me whether you agree or disagree that social media: Makes people more informed about current events?

	Urban	Rural	Peri-urban	Male	Female	Total
Strongly disagree	2.2	2.7	5.8	3.6	2.0	2.8
Disagree	1.5	2.5	2.1	2.6	1.8	2.2
Neither agree or disagree	0.8	0.4		0.5	0.6	0.5
Agree	20.4	12.7	16.8	13.1	18.0	15.6
Strongly agree	45.8	24.6	35.3	32.0	32.7	32.3
Not applicable	27.3	55.8	40.1	46.8	43.7	45.3
Don't know	2.0	1.2		1.5	1.3	1.4

Q59C. Regardless of whether you personally use social media yourself, please tell me whether you agree or disagree that social media: Makes people more likely to believe false news?

	Urban	Rural	Peri-urban	Male	Female	Total
Strongly disagree	6.0	6.3	10.4	6.4	6.6	6.5
Disagree	6.6	7.0	7.4	6.2	7.6	6.9
Neither agree or disagree	1.8	1.0	1.6	0.5	2.1	1.3
Agree	21.5	11.5	14.4	14.9	15.2	15.0
Strongly agree	35.4	16.9	26.0	23.9	23.3	23.6
Not applicable	27.3	55.8	40.1	46.8	43.7	45.3
Don't know	1.4	1.5		1.3	1.4	1.4

Q59D. Regardless of whether you personally use social media yourself, please tell me whether you agree or disagree that social media: Helps people have more impact on political processes?

	Urban	Rural	Peri-urban	Male	Female	Total
Strongly disagree	5.9	5.9	9.0	4.8	7.4	6.1
Disagree	5.4	4.9	4.9	5.2	4.9	5.0
Neither agree or disagree	4.4	0.9	0.3	1.4	2.6	2.0
Agree	23.3	14.5	22.8	15.3	20.7	18.0
Strongly agree	29.9	14.9	20.2	23.1	17.4	20.2
Not applicable	27.3	55.8	40.1	46.8	43.7	45.3
Don't know	3.9	3.2	2.7	3.4	3.3	3.4

Q59E. Regardless of whether you personally use social media yourself, please tell me whether you agree or disagree that social media: Makes people more intolerant of those who have different political opinions?

	Urban	Rural	Peri-urban	Male	Female	Total
Strongly disagree	5.2	3.3	6.2	3.1	5.1	4.1
Disagree	6.1	4.5	5.9	4.3	6.0	5.2
Neither agree or disagree	3.0	1.7	1.3	1.9	2.3	2.1
Agree	23.8	14.7	25.2	15.8	21.0	18.4
Strongly agree	30.5	15.6	15.8	23.5	17.6	20.6
Not applicable	27.3	55.8	40.1	46.8	43.7	45.3
Don't know	4.2	4.3	5.5	4.5	4.2	4.4

Q59F. Overall, do you think that the effects of social media on society are mostly positive, mostly negative, or haven't you heard enough to say?

	Urban	Rural	Peri-urban	Male	Female	Total
Very negative	11.2	8.1	9.3	10.3	8.0	9.2
Somewhat negative	7.9	6.1	6.4	4.4	9.0	6.7
Neither positive nor negative	16.9	5.4	9.0	10.5	8.4	9.5
Somewhat positive	21.7	11.5	12.0	14.6	15.2	14.9
Very positive	11.4	9.5	16.0	9.6	11.5	10.6
Not applicable	27.3	55.8	40.1	46.8	43.7	45.3
Refused	0.2			0.1		0.1
Don't know	3.5	3.7	7.2	3.6	4.1	3.8

Q60. Which of the following statements is closest to your view?

Statement 1: Unrestricted access to the Internet and social media helps people to be more informed and active citizens, and should be protected.

Statement 2: Information shared on the Internet and social media is dividing Basotho, so access should be regulated by government.

	Urban	Rural	Peri-urban	Male	Female	Total
Agree very strongly with 1	53.9	35.1	45.6	38.6	45.5	42.1
Agree with 1	12.0	7.8	4.3	9.3	8.6	9.0
Agree with 2	5.8	5.3	4.6	5.1	5.7	5.4
Agree very strongly with 2	22.2	32.7	33.5	31.9	26.7	29.3
Agree with neither	3.4	3.0	3.6	3.8	2.5	3.1
Refused		0.1	1.0	0.1	0.1	0.1
Don't know	2.8	16.0	7.3	11.2	10.9	11.1

Q39B. For each of the following statements, please tell me whether you disagree or agree: Information held by public authorities is only for use by government officials; it should not have to be shared with the public?

	Urban	Rural	Peri-urban	Male	Female	Total
Strongly disagree	56.0	47.6	52.4	50.9	50.4	50.7
Disagree	16.3	17.8	14.7	16.4	17.8	17.1
Neither agree or disagree	0.5	1.7	2.8	1.5	1.2	1.3
Agree	10.5	11.8	17.3	10.9	12.6	11.7
Strongly agree	13.3	15.0	9.4	15.0	13.1	14.1
Don't know	3.4	6.2	3.5	5.3	4.9	5.1



Youth

See also Q50N under “Public services and government performance.”

Note: In addition to the youth-specific questions and responses included in this section, responses to all questions in the survey can be disaggregated by age group. Visit our free online data analysis facility at <http://afrobarometer.org/online-data-analysis/analyse-online>.

Q23. Which of the following statements is closest to your view?

Statement 1: In order for our country to do well, we should listen more to the wisdom of our elders.

Statement 2: In order for our country to do well, we should listen more to fresh ideas from young people.

	Urban	Rural	Peri-urban	Male	Female	Total
Agree very strongly with 1	21.7	39.1	34.1	31.9	34.1	33.0
Agree with 1	4.5	6.5	7.3	5.4	6.4	5.9
Agree with 2	8.1	4.7	3.9	4.9	6.7	5.8
Agree very strongly with 2	60.3	44.8	46.3	51.8	48.3	50.0
Agree with neither	4.9	4.3	8.5	5.5	4.1	4.8
Refused		0.2		0.2		0.1
Don't know	0.4	0.5		0.4	0.5	0.4

Q49A. If the government decided to make people pay more taxes in order to support programs to help young people, would you support this decision or oppose it?

	Urban	Rural	Peri-urban	Male	Female	Total
Strongly oppose	25.8	24.1	19.6	25.8	22.9	24.3
Somewhat oppose	11.7	11.4	14.5	12.0	11.4	11.7
Neither support nor oppose	1.8	2.4	0.8	2.4	1.8	2.1
Somewhat support	16.7	15.5	14.7	14.6	17.1	15.8
Strongly support	42.2	43.8	47.0	42.2	44.8	43.5
It depends	0.6	0.5	3.5	0.9	0.6	0.7
Don't know	1.2	2.3		2.2	1.4	1.8

Q49B. If the government could increase its spending on programs to help young people, which of the following areas do you think should be the highest priority for additional investment?

	Urban	Rural	Peri-urban	Male	Female	Total
None of the above / Some other program	0.2	0.5	1.7	0.7	0.3	0.5
Job creation	60.4	59.9	58.4	57.7	62.1	59.9
Education	12.6	16.0	11.3	13.4	15.7	14.6
Jobs training	8.9	9.5	10.5	11.8	6.9	9.4
Business loans	11.6	7.4	9.4	9.9	8.0	9.0
Social services for youth	6.2	6.0	7.1	6.3	6.0	6.1
Refused		0.3		0.2	0.2	0.2
Don't know		0.3	1.5		0.6	0.3

Country-specific questions

Q76A_LES. For each of the following government bodies, please tell me whether you think it performs its duties as a neutral body guided by law, or would you say it makes decisions that favour certain people, parties or interests, or haven't you heard enough to say: The police?

	Urban	Rural	Peri-urban	Male	Female	Total
Favours particular people, parties or interest	70.9	55.8	62.7	64.0	58.6	61.3
Performs duties as a neutral body, guided only by law	26.2	38.3	33.9	32.3	35.7	34.0
Refused to answer	0.1		0.3	0.1		0.1
Don't know/Haven't heard	2.7	5.9	3.1	3.5	5.7	4.6

Q76B_LES. For each of the following government bodies, please tell me whether you think it performs its duties as a neutral body guided by law, or would you say it makes decisions that favour certain people, parties or interests, or haven't you heard enough to say: The Directorate on Corruption and Economic Offences?

	Urban	Rural	Peri-urban	Male	Female	Total
Favours particular people, parties or interest	52.9	33.5	53.2	44.1	38.4	41.3
Performs duties as a neutral body, guided only by law	26.5	29.6	20.3	27.1	28.8	27.9
Refused to answer	0.8			0.2	0.4	0.3
Don't know/Haven't heard	19.7	36.9	26.5	28.6	32.4	30.5

Q76C_LES. For each of the following government bodies, please tell me whether you think it performs its duties as a neutral body guided by law, or would you say it makes decisions that favour certain people, parties or interests, or haven't you heard enough to say: The courts?

	Urban	Rural	Peri-urban	Male	Female	Total
Favours particular people, parties or interest	67.9	49.2	56.7	57.2	54.6	55.9
Performs duties as a neutral body, guided only by law	27.7	41.9	35.6	38.1	35.4	36.7
Don't know/Haven't heard	4.5	9.0	7.7	4.7	10.0	7.4

Q76D_LES. For each of the following government bodies, please tell me whether you think it performs its duties as a neutral body guided by law, or would you say it makes decisions that favour certain people, parties or interests, or haven't you heard enough to say: The army?

	Urban	Rural	Peri-urban	Male	Female	Total
Favours particular people, parties or interest	46.4	36.4	41.0	39.2	40.8	40.0
Performs duties as a neutral body, guided only by law	43.7	47.8	45.2	49.3	43.2	46.2
Refused to answer	0.3	0.1		0.2	0.1	0.2
Don't know/Haven't heard	9.7	15.7	13.8	11.4	15.8	13.6

Q76E_LES. In your opinion, how involved would you say the Lesotho Defence Forces are in the politics of the country?

	Urban	Rural	Peri-urban	Male	Female	Total
Not at all involved	19.4	22.1	20.0	21.9	20.2	21.1
Not very involved	11.7	11.5	6.0	12.0	10.3	11.2
Somewhat involved	27.4	21.1	23.5	23.9	22.8	23.3
Very involved	32.1	30.2	40.0	32.4	30.7	31.5
Don't know	9.5	15.1	10.4	9.8	16.0	12.9

Q76F_LES. In your opinion, how involved should the Lesotho Defence Forces be in the political affairs of the country?

	Urban	Rural	Peri-urban	Male	Female	Total
Not at all involved	74.7	69.4	73.9	71.2	71.8	71.5
Not very involved	5.4	7.6	4.8	7.6	5.7	6.7
Somewhat involved	8.5	10.3	9.7	9.9	9.4	9.7
Very involved	9.6	11.3	8.7	10.2	10.9	10.6
Don't know	1.8	1.3	2.7	0.9	2.2	1.6

Q77A_LES. Over the past 12 months, Lesotho has experienced a long-standing industrial action by teachers demanding higher wages. Do you support or oppose this industrial action by teachers or have you not heard enough to say?

	Urban	Rural	Peri-urban	Male	Female	Total
Strongly oppose	8.3	12.5	16.4	11.6	11.2	11.4
Somewhat oppose	2.2	5.0	8.3	4.0	4.6	4.3
Neither support nor oppose	3.1	1.8	4.0	2.7	2.1	2.4
Somewhat support	15.9	9.0	10.0	10.9	11.8	11.3
Strongly support	69.9	70.5	61.3	69.8	69.5	69.7
Refused to answer	0.1	0.2		0.1	0.2	0.1
Don't know / Have not heard enough	0.4	1.0		0.8	0.6	0.7

Q77B_LES. In your opinion, how involved should parents be in the resolution of the teachers' industrial action?

	Urban	Rural	Peri-urban	Male	Female	Total
Not at all involved	16.2	18.8	19.5	17.6	18.4	18.0
Not very involved	6.9	8.9	4.3	7.5	8.3	7.9
Somewhat involved	18.0	14.7	21.7	15.5	17.1	16.3
Very involved	58.7	56.3	52.9	58.5	55.2	56.9
Refused to answer	0.1			0.1		0.0
Don't know		1.3	1.6	0.8	1.0	0.9

Q77C_LES. How well or badly would you say the current government is in resolving the teachers' industrial, or haven't you heard enough to say?

	Urban	Rural	Peri-urban	Male	Female	Total
Very badly	60.2	59.3	55.3	56.2	62.4	59.3
Fairly badly	11.6	11.7	13.8	13.2	10.4	11.8
Fairly well	13.9	11.5	11.5	13.0	11.6	12.3
Very well	5.2	6.9	11.2	6.6	6.6	6.6
Refuse to answer	0.1			0.1		0.0
Don't know	9.0	10.7	8.3	11.0	8.9	9.9

Q78A_LES. Should there be a minimum membership for a political party to be registered with the Independent Electoral Commission or IEC?

	Urban	Rural	Peri-urban	Male	Female	Total
No, no minimum	26.6	30.7	30.9	28.6	30.1	29.4
Yes, there should be a minimum	64.2	52.4	55.7	59.2	53.9	56.6
Refused to answer		0.5		0.6		0.3
Don't know	9.2	16.4	13.3	11.6	15.9	13.8

Q78B_LES. What should that minimum be?

	Urban	Rural	Peri-urban	Male	Female	Total
Below 500	11.9	18.8	16.1	16.0	16.7	16.4
500 – 2000	19.6	15.7	18.1	19.2	15.1	17.2
2001 – 3000	6.1	5.3	3.0	6.1	4.7	5.4
Above 3000	21.6	6.8	15.5	14.1	10.5	12.3
Not applicable	35.8	47.6	44.3	40.8	46.1	43.4
Don't know	5.0	5.8	3.0	3.7	7.0	5.4

Q79A_LES. Currently, Lesotho is considering several proposals that are part of the ongoing constitutional reforms. For each of the following proposals, please tell me whether you agree or disagree or have you not heard enough to say: The Prime Minister must be directly elected by the voters not Parliament

	Urban	Rural	Peri-urban	Male	Female	Total
Strongly disagree	7.8	8.7	16.8	9.0	9.0	9.0
Disagree	6.4	2.5	4.8	4.7	3.2	4.0
Neither agree or disagree	0.9	0.7		1.0	0.5	0.7
Agree	22.8	20.2	17.0	19.2	22.5	20.9
Strongly agree	60.0	66.0	59.8	65.2	62.0	63.6
Don't Know/Haven't heard enough to say	2.0	1.9	1.6	1.0	2.9	1.9

Q79B_LES. Currently, Lesotho is considering several proposals that are part of the ongoing constitutional reforms. For each of the following proposals, please tell me whether you agree or disagree, or have you not heard enough to say: Judges should no longer be appointed by the Prime Minister but by the Judicial Service Commission?

	Urban	Rural	Peri-urban	Male	Female	Total
Strongly disagree	4.9	10.1	8.0	6.9	9.4	8.2
Disagree	3.0	3.9	7.0	3.9	3.7	3.8
Neither agree or disagree	0.9	0.8		1.1	0.5	0.8
Agree	22.8	18.6	16.7	19.5	20.1	19.8
Strongly agree	64.9	60.1	66.4	65.2	59.0	62.1
Don't Know/Haven't heard enough to say	3.6	6.6	1.9	3.4	7.1	5.3

Q79C_LES. Currently, Lesotho is considering several proposals that are part of the ongoing constitutional reforms. For each of the following proposals, please tell me whether you agree or disagree, or have you not heard enough to say: The Prime Minister should no longer have the power to appoint the Head of the Lesotho Defence Force (LDF) and Parliament should instead play this role?

	Urban	Rural	Peri-urban	Male	Female	Total
Strongly disagree	6.0	11.0	7.8	9.9	8.4	9.1
Disagree	6.8	4.8	4.9	6.0	4.9	5.4
Neither agree or disagree	4.5	1.9	0.3	2.6	2.7	2.6
Agree	20.1	20.7	21.8	19.6	21.5	20.6
Strongly agree	58.7	56.3	62.0	58.7	56.3	57.5
Refused to answer	0.3			0.2		0.1
Don't know	3.6	5.4	3.1	3.0	6.3	4.6

Q79D_LES. Currently, Lesotho is considering several proposals that are part of the ongoing constitutional reforms. For each of the following proposals, please tell me whether you agree or disagree or have you not heard enough to say: The King should be allowed to make decisions that he thinks are in the interest of the country, even if they contradict advice of the Prime Minister?

	Urban	Rural	Peri-urban	Male	Female	Total
Strongly disagree	4.0	6.8	2.3	5.7	5.4	5.6
Disagree	3.3	3.3	0.3	3.7	2.5	3.1
Neither agree or disagree	1.9	0.5	0.8	1.1	0.8	1.0
Agree	19.2	20.1	19.3	18.8	20.7	19.7
Strongly agree	69.5	67.0	76.4	69.8	67.1	68.5
Don't know	2.1	2.4	0.8	0.9	3.4	2.2

Q79E_LES. Currently, Lesotho is considering several proposals that are part of the ongoing constitutional reforms. For each of the following proposals, please tell me whether you agree or disagree or have you not heard enough to say: The King should be granted the power to appoint a caretaker government in the event of a No Confidence vote in the Prime Minister?

	Urban	Rural	Peri-urban	Male	Female	Total
Strongly disagree	3.5	6.1	3.9	6.0	4.1	5.1
Disagree	2.9	3.0	1.5	2.8	2.9	2.9
Neither agree or disagree	1.0	0.6		1.0	0.3	0.7
Agree	19.9	21.5	19.0	20.8	20.7	20.8
Strongly agree	70.8	67.3	73.9	68.5	69.4	68.9
Don't know	2.0	1.5	1.6	0.9	2.5	1.7

Q79F_LES. Currently, Lesotho is considering several proposals that are part of the ongoing constitutional reforms. For each of the following proposals, please tell me whether you agree or disagree or have you not heard enough to say: Elected Members of Parliament must lose their seats in Parliament if they leave their party to join another one?

	Urban	Rural	Peri-urban	Male	Female	Total
Strongly disagree	5.3	8.1	6.2	7.6	6.4	7.0
Disagree	3.9	6.7	4.3	4.3	7.0	5.6
Neither agree or disagree	1.0	1.4		1.2	1.1	1.1
Agree	17.4	15.9	21.6	17.6	15.9	16.8
Strongly agree	69.1	64.9	65.3	66.9	65.8	66.3
Don't know	3.3	3.1	2.5	2.4	3.8	3.1

Q79G_LES. Currently, Lesotho is considering several proposals that are part of the ongoing constitutional reforms. For each of the following proposals, please tell me whether you agree or disagree or have you not heard enough to say: Elected Members of Parliament must lose their seats in Parliament if they leave their party to join another one?

	Urban	Rural	Peri-urban	Male	Female	Total
Strongly disagree	21.9	26.2	26.1	26.0	23.5	24.8
Disagree	12.9	10.4	6.5	9.9	12.0	10.9
Neither Agree or disagree	6.6	5.5	7.2	6.2	5.8	6.0
Agree	11.9	12.8	12.2	13.3	11.7	12.5
Strongly agree	36.5	32.5	29.8	33.8	33.5	33.6
Don't know	10.2	12.5	18.2	10.8	13.5	12.2

Q80A-LES. Let us now talk about the exportation of some natural resources of this country. In your opinion, do you think ordinary Basotho benefit from the export of these natural resources or not: Diamonds?

	Urban	Rural	Peri-urban	Male	Female	Total
Do not benefit at all	88.9	83.4	81.7	85.8	84.4	85.1
Do not benefit much	4.2	5.3	4.7	5.0	4.8	4.9
Somewhat benefit	3.4	5.1	7.7	4.9	4.5	4.7
Benefit a lot	1.0	2.9	2.3	2.2	2.3	2.3
Don't know	2.5	3.3	3.5	2.1	4.0	3.0

Q80B_LES. Let us now talk about the exportation of some natural resources of this country. In your opinion, do you think ordinary Basotho benefit from the export of these natural resources or not: Water?

	Urban	Rural	Peri-urban	Male	Female	Total
Do not benefit at all	84.3	81.3	79.4	81.3	83.0	82.2
Do not benefit much	4.6	7.5	9.0	7.3	5.9	6.6
Somewhat benefit	6.6	6.2	4.7	6.9	5.6	6.2
Benefit a lot	1.8	2.6	6.1	2.6	2.6	2.6
Don't know	2.7	2.4	0.8	1.9	2.8	2.4

Q80CLES. Let us now talk about the exportation of some natural resources of this country. In your opinion, do you think ordinary Basotho benefit from the export of these natural resources or not: Wool?

	Urban	Rural	Peri-urban	Male	Female	Total
Do not benefit at all	75.7	69.7	71.7	68.7	75.0	71.8
Do not benefit much	6.1	5.6	7.1	6.6	5.2	5.9
Somewhat benefit	12.4	14.6	8.4	14.2	12.8	13.5
Benefit a lot	4.3	8.0	8.9	8.7	5.0	6.9
Don't know/ Haven't heard enough	1.5	2.0	4.0	1.9	2.1	2.0

Other

Q100. Just one more question: Who do you think sent us to do this interview?

	Urban	Rural	Peri-urban	Male	Female	Total
No one	0.8	0.9	1.5	1.0	0.8	0.9
Afrobarometer	29.1	18.7	17.6	23.6	20.6	22.1
Research company	8.0	3.5	7.9	6.0	4.7	5.3
Non-government or religious organization	4.9	3.3	1.5	3.2	4.3	3.7
Private company	0.5	0.9	1.6	1.3	0.3	0.8
Media	0.2	0.4		0.5	0.1	0.3
Political party or politician	2.2	2.8	0.3	2.6	2.3	2.4
Government	25.1	30.8	25.8	28.8	28.4	28.6
International organization or another country	0.6	0.4	1.7	0.3	0.7	0.5
God	1.8	3.8	0.3	2.1	3.6	2.9
Other	4.0	3.4	5.9	3.9	3.6	3.8
Refused	0.1	0.2		0.3		0.2
Don't know	22.7	30.8	35.7	26.4	30.5	28.5