

Labour Force Survey 2001:1 Meta-data

The Labour Force Survey 2001:1 data is in three files. The files are flat, ASCII, fixed field files, with one line of given length per record. This format was chosen so as to make the data usable with as many statistical programs as possible, and thus accessible to as wide a range of people as possible.

Other important information for users is found in the:

- ◆ Questionnaire
- ◆ Additional code lists (occupation, industry, education)
- ◆ Relevant publications
- ◆ Web-site (www.statssa.gov.za)

THE DATA FILES

The files and the corresponding sections of the questionnaire are as follows:

PERSON: Data from Flap and Section 1

WORKERS: Data from Sections 2, 3, 4 and 5

HOUSE: Household variables.

STRATUM_PSU : Stratum and PSU numbers

The files also contain some derived variables.

The information in each file contains the following:

- Nature of records in the file and population covered
- Description of variables

Description of variables

The description of the variables comprises the following information:

Descriptive name: This is a short English description plus the (usually eight-character) variable name in the original file used by Stats SA to construct the ASCII file.

Position of the variable: The position of the data within the record, recorded in the format (@xxx y.). “@xxx” indicates that the data begins at position (i.e. column) xxx and “y.” indicates that it is y digits wide. All data is numeric. All data is right-justified.

Source: This is either the question in the questionnaire or, for derived variables, the method of derivation. Derived variables are usually found towards the end of a record.

Valid range: The range of valid values for the variable. For continuous variables this reflects the upper and lower limits as found in the data.

Not applicable: The code for not applicable is provided for each variable. These are now numeric.

Missing value: A code for “missing”/unspecified values is given for each variable.

Notes: Specific observations to be noted by users.

Most questions in the Labour Force Survey questionnaire are pre-coded, i.e. there is a set number of choices from which one or more must be selected. For open-ended ‘write-in’ questions, the description will note that

post-coding occurred and explain how this was done. For most variables the coding is apparent from the questionnaire (available elsewhere in the documentation) and is not repeated in the variable description. Where the coding is not apparent, the description either provides the codes or indicates where code lists are to be found.

Linking files

The data from different files can be linked on the basis of a record identifier. The record identifier is the first field/s in each file. Each record contains a number (UqNr) which constitutes a unique household identifier. All records with a given household identifier, no matter which file they are in, belong to the same household. For individuals, a further two digits constitute the Person number (PersonNr). When these are added to the household identifier, a unique individual identifier is created. Again, these can be used to link records from the PERSON and WORKER files. The syntax needed to merge information from different files will differ according to the statistical package used.

METHODOLOGY

Sample design

A sample of 30 000 dwelling units was drawn from 3000 primary sampling units (PSUs) (that is 10 dwelling units per enumerator area (EA)) from the Master Sample. A two-stage sampling procedure was applied and the sample was stratified, clustered and selected to meet the requirements of probability sampling. The Master Sample is based on the 1996 Population Census enumerator areas and the estimated number of dwelling units from the 1996 Population Census. The EAs were grouped within a province by urban/rural, and a disproportional sample of EAs was taken from each group (stratum). Within each explicit stratum the PSUs were stratified by simply arranging them in geographical order by District Council, Magisterial District and, within the magisterial district, by average household income (for formal urban areas and hostels) or EA. The allocated number of EAs was systematically selected with probability proportional to size in each stratum. The sample was explicitly stratified by province and area type (urban/rural).

The careful and scientific selection of the PSUs was the first stage of the sample selection. These PSUs then need accurate identification in the field, particularly the boundaries of the PSUs. These identified PSUs must match those areas selected from 1996 census records. After boundary identification the next stage is to list accurately all the dwelling units in the PSU. A PSU is either one EA from the Census or several EAs when the number of dwelling units in the base or originally selected EA from the census was found to have less than 100 dwelling units. Each EA should have approximately 150 dwelling units but it was found that many contained less than that. Thus, in some cases it has been found necessary to add EAs to the original EA to give our minimum requirement of 100 dwelling units in the first stage of primary sampling units (PSUs). PSUs in the Master Sample consist of 100 to 2445 dwelling units. Special dwellings such as all prisoners in prisons, patients in hospitals, people residing in boarding houses and hotels (whether temporary or semi-permanent), guest houses (whether catering or self-catering), schools and churches are excluded from the sample.

The second stage of the sample selection is from the dwelling unit listing. A systematic sample of 10 dwelling units was drawn from each PSU. However, if there was growth of more than 20% in a PSU, then the sample size was increased systematically according to the proportion of growth in the PSU. The same dwellings will be visited on, at most, five different occasions. After this, new dwelling units will be included for interviewing from the same PSU in the Master sample. This means a rotation of 20% of dwelling units each time the LFS is conducted.

Weights

Because of item and unit non-response, standard errors of estimates are increased and estimations sometimes become biased. The two main methods for adjustment for non-response are imputation and re-weighting. Because of multistage

sampling in the case of LFS sample, adjustment-cell weighting was applied. We first calculated the PSU inclusion probability as

$$P_{PSU} = \frac{n_{PSU}}{N_{PSU}}$$

where n_{PSU} is the number of households in a selected PSU multiplied by number of PSU in a stratum and N_{PSU} is the total number of households in a stratum. For LFS two strata were considered, viz. urban (code = 1) and rural (code = 2). After calculating the PSU inclusion probability, we calculated household inclusion probability as

$$P_{HH} = \frac{n_{HH}}{H_{HH}} \cdot r_{HH}$$

where n_{HH} is the sample size in terms of dwelling units, H_{HH} is the number of dwelling units in a selected PSU, and r_{HH} is response rate. Response rate was calculated as the ratio of response to the sum of response and refusals. Final result codes were used as a measure of response, refusal, and out of scope. Result codes 0, 7, and 8 were regarded as out of scope and were excluded in the calculation.

Because of panel survey employed in LFS, P_{PSU} for LFS-1, LFS-2, and LFS-3 must be the same, and this was checked to see if the same sample drawn for LFS-1 was used for LFS-3 and found to be the case. After calculating the inclusion probabilities, weights were calculated from these inclusion probabilities. The household adjusted weight was calculated as $W_{HH} = [P_{PSU} \cdot P_{HH}]^{-1}$

After adjusting weights, SAS's procedure called Univariate was used to determine the outliers of W_{HH} . The output of the above process was input to CALMAR, a SAS macro used for benchmarking. For auxiliary information required by CALMAR, mid-year estimates for the year 2001 were used. CALMAR uses the raking-ratio weighting procedure, thus observations with a lot of item non-response were excluded from the macro. Gender, race, and age group parameters were used for cross-classifying the population into adjustment cells. CALMAR's output was the benchmarked household weights. These weights were then trimmed the same way household weights were trimmed. Since auxiliary data was for June 2001 and the data for March 2001, exponential projection of the weights was done as follows:

$$W_{MAR} = W_{JUN} \cdot \exp[-r(t_{JUN} - t_{MAR})]$$

where W_{MAR} is the weight in March 2001, W_{JUN} is the weight in June 2001, r is the growth rate in the period $t_{JUN} - t_{MAR}$

Estimation and use of standard errors

The published results of the Labour Force Survey are based on representative probability samples drawn from the South African population, as discussed in the section on sample design. Consequently, all estimates are subject to sampling variability. This means that the (sample) estimates may differ from the figures (i.e. population figures) that would have been produced if the entire South African population had been included in the survey. The measure usually used to indicate the likely difference between a sample estimate and the corresponding population figure is the *standard error (SE)*, which measures the extent to which an estimate might have varied by chance because only a sample of the population was included. There are about two chances in three that the sample estimate will differ by less than one standard error from the population figure and about 19 chances in 20 that the difference will be less than two standard errors. Another measure of the likely difference is the *relative standard error* (or the *coefficient of relative variation*, or *CV*) which is defined as the standard error of the estimate divided by the size of the estimate, and is usually expressed as a percentage.

There are two major factors which influence the value of a standard error. The first factor is the sample size. Generally speaking, the larger the sample size, the more precise (accurate) the estimate and the smaller the standard error. Consequently, in a national household survey such as the LFS, one expects more precise estimates at the national level than at the provincial level due to the larger sample size involved. The second

factor is the variability between households of the parameter of the population being estimated, for example, the number of unemployed persons in the household.

For every survey, Statistics South Africa now calculates the standard errors and relative standard errors for a variety of the estimates shown in its publications. Estimates are calculated, not only of various population parameters but also for the many subclasses of the country, which include segregated classes (e.g. explicit strata, such as provinces or urban/rural division or combinations of these) as well as cross-classes (e.g. gender, age groups, gender by age groups). These different subclasses represent a large variety of sample sizes. Smoothing of the calculated standard errors is obtained by fitting regression models to the relative standard errors, which are then represented in graphical form. Given the size of the estimate and the population parameter under consideration, an approximate value of the relative standard error of the estimate can be obtained (read off) from the relevant graph. Multiplication of this approximate value of the relative standard error with the estimate itself then gives an approximate value of the SE of the estimate, viz.

$$(1) \quad SE(\text{estimate}) = CV(\text{estimate}) \times \text{estimate}$$

The formula in this form, however, is not applicable to ratio estimates, such as the unemployment rate, and has to be changed to:

$$(2) \quad SE(\text{ratio estimate}) = CV(\text{ratio estimate}) \times (\text{numerator of ratio estimate})$$

For example:

$$(3) \quad SE(\text{Unemployment rate}) = CV(\text{Unemployment rate}) \times (\text{est. no. of unemployed persons})$$

Note that there are **different graphs** to be used for the different population parameters for obtaining the CV estimate.

The **95% confidence intervals of a population parameter** can be obtained as follows:

$$\text{lower 95\% confidence limit of a population parameter} = \text{estimate} - 1.96 * SE(\text{estimate})$$

and

$$\text{upper 95\% confidence limit of a population parameter} = \text{estimate} + 1.96 * SE(\text{estimate}).$$

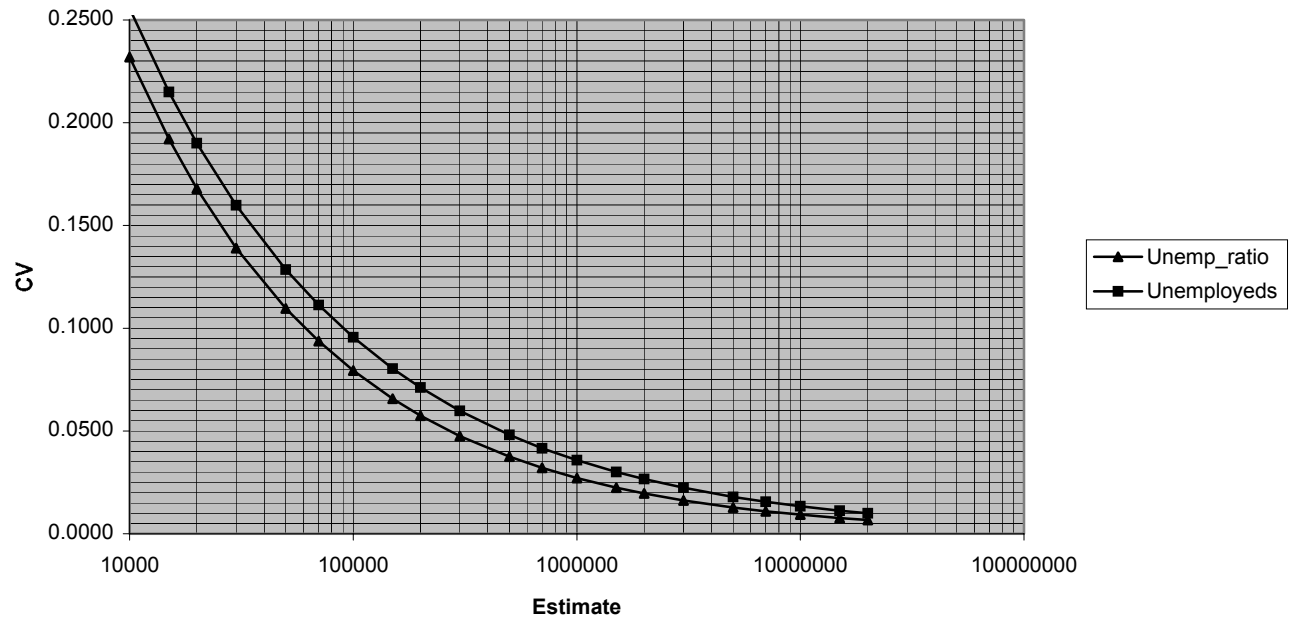
The *confidence coefficient*, i.e. 95%, of a 95% confidence interval of a population parameter could be interpreted as the success rate of the calculated confidence interval, viz.

$$\{\text{estimate} - 1.96 * SE(\text{estimate}); \text{estimate} + 1.96 * SE(\text{estimate})\}$$

to include or to contain the value of the population parameter.

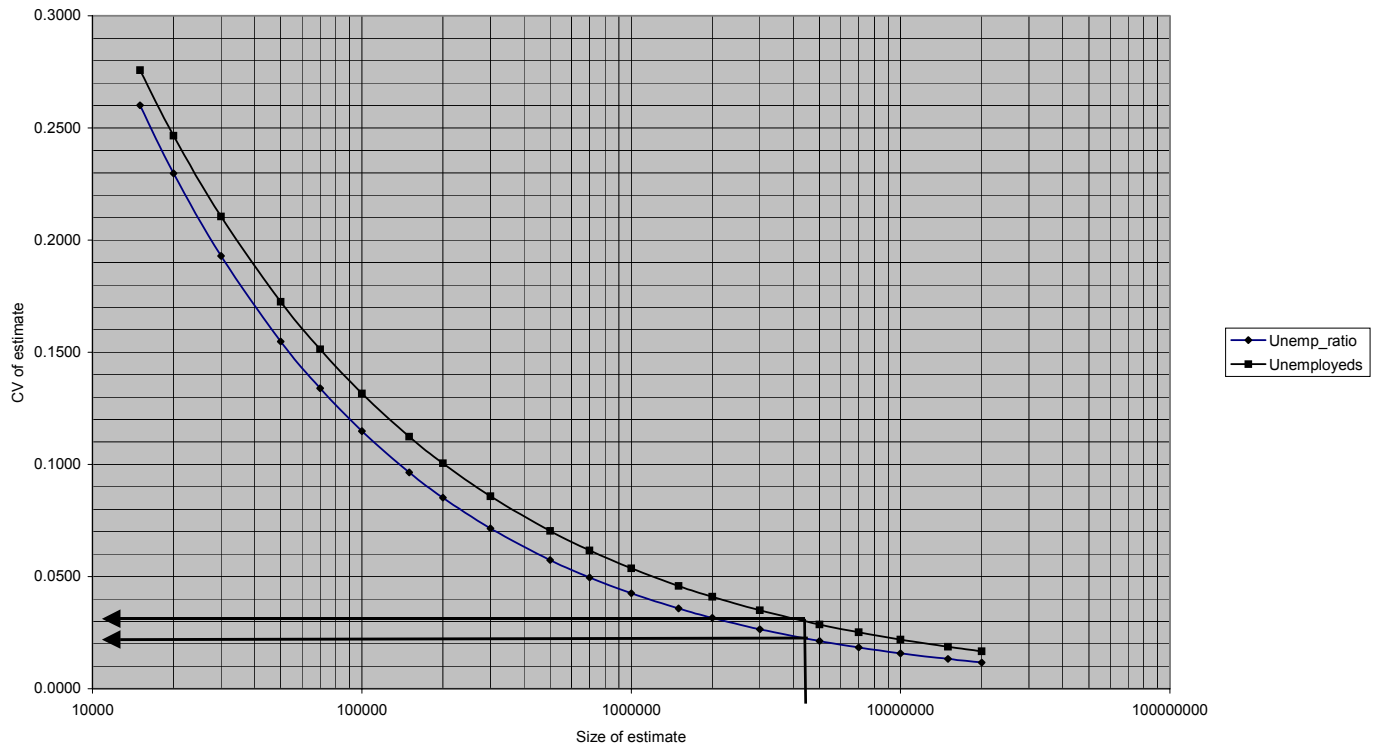
Example:

LFS February 2001: Official definition: Standard error of estimates



Calculating the standard error of the unemployed according to the official definition. Note that the estimated number of unemployed is 4240 000. Mark this on the graph and read off the corresponding coefficient of variation. In our case it is 0,02 and 0,0172 for the unemployed and unemployment rate respectively.

LFS Feb 2000: Official definition: Standard error of estimates



Applying formula (1) the standard error for the unemployed will be $0,02 \times 4\,240\,000 = 84800$.

Applying formula (2) the standard error for the unemployment rate will be $0,0172 \times 26,4 = 0.45$

This implies that the 95% confidence intervals of the unemployed and the unemployment rate are $4\,240\,000 \pm (1,96 \times 84800)$ and $26,4 \pm (1,96 \times 0.45)$ respectively. The graphs are attached as appendices 1 and 2.

To calculate your own standard errors you will need the PSU number and the strata. You can get the PSU number from the unique number. The first seven digits of the unique number gives you the PSU number. The variable stratum gives you the strata that were used. This variable is provided in the Person and Worker files.

DATA FILE: PERSON

Unique number (UqNr)

(@ 1 13.)

Unique Household Identifier

Note: This is the unique household identifier which can be used to link data from this file with data for the same households from other files.

Person number (PersonNr)

(@14 2.)

Person (respondent) number within Household

Valid range: 1 – 26

Note: The two fields above create a 15-digit unique person identifier which can be used to link data from this file with data for the same individuals from other files.

Province (Prov)

(@16 1.)

South African provinces

Derived variable: Derived from the first digit of the Unique Number.

Valid range: 1 – 9

Values:

1. Western Cape
2. Eastern Cape
3. Northern Cape
4. Free State
5. KwaZulu-Natal
6. North West
7. Gauteng
8. Mpumalanga
9. Northern Province

Type of area (Type)

(@17 1.)

Derived variable: Derived from the 4th digit of the Unique Number.

Valid range: 1 – 2

Values:

1. Urban
2. Non-urban (Rural)

FLAP

Time stayed (B_4Night)

(@18 1.)

C. Has stayed here for at least four nights on average per week during the last four weeks?

Valid range: 1

Note: All persons with answer “2” required no further information and were thus excluded from the data.

Gender (C_Gender)

(@ 19 1.)

D. Is a male or a female?

Valid range: 1 – 2

Unspecified: 9

Age (D_Age)

(@20 3.)

E. How old is? (In completed years)

Less than 1 year = 0

Valid range: 0 – 112

Unspecified: 999

Race (E_Race)

(@23 1.)

F. What population group does belong to?

Valid range: 1 – 5
Unspecified: 9

SECTION 1

Marital status (Q11aMari)

(@24 1.)

Q1.1a What is’s present marital status?

Valid range: 1 – 4

Unspecified: 9

Spouse/partner (Q11bSpou)

(@25 1.)

Q1.1b Does’s spouse/partner live in this household?

Valid range: 1 – 2

Not applicable: 8

Unspecified: 9

Spouse number (Q11cPsn)

(@26 2.)

Q1.1c Which person is the spouse/partner of?

Valid range: 1 – 14

Not applicable: 88

Unspecified: 99

Language (Q12HLang)

(@28 2.)

Q1.2 Which language does speak most often at home?

Valid range: 1 – 12

Unspecified: 99

Highest education level (Q13aHiEd)

(@30 2.)

Q1.3.a What is the highest level of education that has completed?

Valid range: 0 – 22

Unspecified: 99

Study field (Q13bArea)

(@32 2.)

Q1.3.b In what area of study was the highest diploma, certificate or degree?

Valid range: 1 – 13

Not applicable: 88

Unspecified: 99

Trained in skills (Q14SklTr)

(@34 1.)

Q1.4 Has been trained in skills that can be used for work,

e.g. book-keeping, security guard training, welding, child-minding?

Valid range: 1 – 3

Unspecified: 9

Length of training (Q15LngTr) (@35 2.)

Q1.5 The last time received this type of training, how long did it last?

Valid range: 1 – 8

Not applicable: 88

Unspecified: 99

Field of training (Q16FldTr) (@37 2.)

Q1.6 In what field was the training the last time received this type of training?

Valid range: 1 – 13

Not applicable: 88

Unspecified: 99

Ability to read (Q17aRead) (@39 1.)

Q1.7.a Can read in at least one language?

Valid range: 1 – 2

Unspecified: 9

Ability to write (Q17bWrit) (@40 1.)

Q1.7.b Can write in at least one language?

Valid range: 1 – 2

Unspecified: 9

Education institution attended (Q18EduIn) (@41 1.)

Q1.8 Which of the following educational institutions, if any, does currently attend?

Valid range: 1 – 8

Unspecified: 9

Time (Q19FulPa) (@42 1.)

Q1.9 Is this full-time or part-time?

Valid range: 1 – 2

Not applicable: 8

Unspecified: 9

Studying through attending classes or distance learning (Q110Clas) (@43 1.)

Q1.10 Is mainly studying through attending classes or through distance learning?

Valid range: 1 – 2

Not applicable: 8

Unspecified: 9

Fetching water (Q111FetW)

(@44 1.)

Q1.11 In the last seven days, did spend any time fetching water for home use (not for sale)?

Valid range: 1 – 2

Unspecified: 9

Hours spent (Q112HrsW)

(@45 2.)

Q1.12 How many hours did spend on fetching water in the last seven days?

Valid range: 1 - 74

Not applicable: 88

Unspecified: 99

Fetching wood/dung (Q113FetD)

(@47 1.)

Q1.13 In the last seven days, did spend any time fetching wood/dung for home use (not for sale)?

Valid range: 1 – 2

Unspecified: 9

Hours spent (Q114HrsD)

(@48 2.)

Q1.14 How many hours did spend on fetching wood/dung in the last seven days?

Valid range: 1 – 77

Not applicable: 88

Unspecified: 99

WEIGHT (NewWgt2)

(@50 8.5)

Person weight

Derived variable: as explained on pages 2 and 3.

Valid range: 50.37185715 – 1860.7514666

DATA FILE: WORKERS

(Particulars of each person 15 years and above in the household)

Unique number (UqNr)

(@1 13.)

Note: This is the unique household identifier which can be used to link data from this file with data on the same households from other files.

Person number (PersonNr)

(@14 2.)

Person (respondent) number

Valid range: 1 – 21

Note: The two fields above create a unique person identifier of 15 digits, which can be used to link data from this file with data on the same individuals from other files.

Gender (C_Gender)

(@16 1.)

Flap D. Is a male or a female?

Valid range: 1 – 2

Unspecified: 9

Age (D_Age) (@17 3.)

Flap E. How old is? (In completed years)

Less than 1 year = 0

Valid range: 015 – 112

Race (E_Race) (@20 1.)

Flap F. What population group does belong to?

Valid range: 1 – 5

Unspecified: 9

Study field (Q13bArea) (@21 2.)

Q1.3.b In what area of study was the highest diploma, certificate or degree?

Valid range: 1 – 13

Not applicable: 88

Unspecified: 99

Skills training (Q14SklTr) (@23 1.)

Q1.4 Has been trained in skills that can be used for work, e.g. book-keeping, security guard training, welding, child minding?

Valid range: 1 – 3

Unspecified: 9

SECTION 2

Note: This section was only asked to people aged 15 years and above.

Person responding (Q20SelfR) (@24 1.)

Q2.0 Is the person him/herself responding to questions?

Valid range: 1 – 2

Unspecified: 9

Own business (Q21aOwnB) (@25 1.)

Q2.1a. Run or do any kind of business, big or small for himself/herself?

Valid range: 1 – 2

Unspecified: 9

Paid work (Q21bPaid) (@26 1.)

Q2.1b. Do any work for a wage, salary, commission or any payment in kind?

Valid range: 1 – 2

Unspecified: 9

Domestic work (Q21cDome) (@27 1.)

Q2.1c. Do any work as a domestic worker for a wage, salary, or any payment in kind?

Valid range: 1 – 2

Unspecified: 9

Unpaid work (Q21dUnPa)

(@28 1.)

Q2.1d. Help unpaid in a family business of any kind?

Valid range: 1 – 2

Unspecified: 9

Farm work (Q21eFarm)

(@29 1.)

Q2.1e. Do any work on his/her own or the family's plot, farm, food garden, cattle post or kraal or help in growing farm produce or in looking after animals for the household?

Valid range: 1 – 2

Unspecified: 9

Construction or major repair work (Q21fCons)

(@30 1.)

Q2.1f. Do any construction or major repair work on his/her own home, plot, cattle post or business or those of the family?

Valid range: 1 – 2

Unspecified: 9

Catch food (Q21gCtch)

(@31 1.)

Q2.1g. Catch any fish, prawns, shells, wild animals or other food for sale or family food?

Valid range: 1 – 2

Unspecified: 9

Beg for money or food (Q21hBeg)

(@32 1.)

Q2.1h. Beg for money or food in public?

Valid range: 1 – 2

Unspecified: 9

Have work (Q22HaveW)

(@33 1.)

Q2.2 Even though did not do any of these activities in the last seven days, does he/she have a job, business, or other economic or farming activity that he/she will definitely return to?

Valid range: 1 – 2

Not applicable: 8

Unspecified: 9

Own business (Q23aOwnB)

(@34 1.)

Q2.3a. Run or do any kind of business, big or small for himself/herself?

Valid range: 1 – 2

Not applicable: 8

Unspecified: 9

Paid work (Q23bPaid)

(@35 1.)

Q2.3b. Do any work for a wage, salary, commission or any payment in kind?

Valid range: 1 – 2

Not applicable: 8

Unspecified: 9

Domestic work (Q23cDome)

(@36 1.)

Q2.3c. Do any work as a domestic worker for a wage, salary, or any payment in kind?

Valid range: 1 – 2

Not applicable: 8

Unspecified: 9

Unpaid work (Q23dUnPa)

(@37 1.)

Q2.3d. Help unpaid in a family business of any kind?

Valid range: 1 – 2

Not applicable: 8

Unspecified: 9

Farm work (Q23eFarm)

(@38 1.)

Q2.3e. Do any work on his/her own or the family's plot, farm, food garden, cattle post or kraal or help in growing farm produce or in looking after animals for the household?

Valid range: 1 – 2

Not applicable: 8

Unspecified: 9

Construction or major repair work (Q23fCons)

(@39 1.)

Q2.3f. Do any construction or major repair work on his/her own home, plot, cattle post or business or those of the family?

Valid range: 1 – 2

Not applicable: 8

Unspecified: 9

Catch food (Q23gCtch)

(@40 1.)

Q2.3g. Catch any fish, prawns, shells, wild animals or other food for sale or family food?

Valid range: 2

Not applicable: 8

Unspecified: 9

Beg for money or food (Q23hBeg)

(@41 1.)

Q2.3h. Beg for money or food in public?

Valid range: 2

Not applicable: 8

Unspecified: 9

Main reason for absence from activity (Q24RsnaB)

(@42 2.)

Q2.4 What was the main reason was absent from this activity in the last seven days?

Valid range: 1 – 12

Not applicable: 88

Unspecified: 99

Start working (Q25Start)

(@44 1)

Q2.5 When does intend to start working?

Valid range: 1 – 5

Not applicable: 8

Unspecified: 9

SECTION 3 (Unemployment and non-economic activities)

Note: this section was asked only to household members aged 15 and above who did not work in the seven days prior to the survey and did not have a job.

Reason for not working (Q31YnotW)

(@45 2.)

Q3.1 Why did not work during the past seven days?

Valid range: 1 – 12

Not applicable: 88

Unspecified: 99

Accept a job (Q32Accep)

(@47 1.)

3.2 If a suitable job is offered, will accept it?

Valid range: 1 – 3

Not applicable: 8

Unspecified: 9

When able to start job (Q33WhenS)

(@48 1.)

Q3.3 How soon can start work?

Valid range: 1 – 5

Not applicable: 8

Unspecified: 9

Taken any action (Q34aLook)

(@49 1.)

Q3.4.a. To look for any kind of work

Valid range: 1 – 2

Not applicable: 8

Unspecified: 9

Taken any action (Q34bBgnB)

(@50 1.)

Q3.4.b. To start any kind of business

Valid range: 1 – 2

Not applicable: 8

Unspecified: 9

Steps taken to look for work (Q35WhatS)

(@51 2.)

Q3.5 In the past four weeks, what has done to look for work or to start a business?

Valid range: 1 – 9

Not applicable: 88

Unspecified: 99

Time seeking work (Q36TimSe)

(@53 1.)

Q3.6 How long has been trying to find work or start a business?

Valid range: 1 – 6

Not applicable: 8

Unspecified: 9

Why not look for work (Q37YnotL)

(@54 2.)

Q3.7 What was the main reason why did not try to find work or start a business in the past four weeks?

Note: This question was only asked to those people who had not been looking for work or trying to start a business in the four weeks prior to the interview.

Valid range: 1 – 11

Not applicable: 88

Unspecified: 99

Ever worked (Q38EverW)

(@56 1.)

Q3.8 Has ever worked before?

Valid range: 1 – 2

Not applicable: 8

Unspecified: 9

Time since last worked (Q39TmGap)

(@57 2.)

Q3.9 How long ago was it since last worked?

Valid range: 1 – 11

Not applicable: 88

Unspecified: 99

Kind of work done (Q310Occu)

(@59 4.)

Q3.10.a What kind of work did do in his/her last job?

Q3.10.b What were 's main tasks or duties in this job?

Note: These questions were written-in. The responses were used to determine the occupation. The occupation was coded to four digits on the basis of the International Standard classification of Occupations (ISCO 88) (see elsewhere in documentation for codes).

Valid range: 850 – 9390

Not applicable: 8888

Unspecified: 9999

Goods and service produced (Q311Indu)

(@63 3.)

3.11.a What was the name of 's place of work

3.11.b What were the goods and services produced at 's place of work?

Note: These questions were written-in. The responses were used to determine the industry. The industry was coded to three digits on the basis of the International Standard Industrial Classification of all Economic Activities (ISIC) 1993 (see

elsewhere in documentation for codes).

Valid range: 010 – 990

Not applicable: 888

Unspecified: 999

Business for himself/herself (Q312OwnB)

(@66 1.)

Q3.12 In the past 12 months, did run or do any kind of business, big or small, for himself/herself?

Valid range: 1 – 2

Not applicable: 8

Unspecified: 9

Registration for VAT (Q313RegV)

(@67 1.)

Q3.13 Is, or was, this business registered for VAT?

Valid range: 1 – 3

Not applicable: 8

Unspecified: 9

Support (Q314aSup)

(@68 1.)

Q3.12. 1 Did odd jobs during the past seven days

Valid range: 1 – 2

Not applicable: 8

Unspecified: 9

Support (Q314bSup)

(@69 1.)

Q3.12. 2 Supported by persons in the household

Valid range: 1 – 2

Not applicable: 8

Unspecified: 9

Support (Q314cSup)

(@70 1.)

Q3.12. 3 Supported by persons not in the Household

Valid range: 1 – 2

Not applicable: 8

Unspecified: 9

Support (Q314dSup)

(@71 1.)

Q3.12. 4 Supported by charity, church, welfare, etc

Valid range: 1 – 2

Not applicable: 8

Unspecified: 9

Support (Q314eSup)

(@72 1.)

Q3.12. 5 Unemployment Insurance Fund (UIF)

Valid range: 1 – 2

Not applicable: 8

Unspecified: 9

Support (Q314fSup)

(@73 1.)

Q3.12. 6 Savings or money previously earned

Valid range: 1 – 2

Not applicable: 8

Unspecified: 9

Support (Q314gSup)

(@74 1.)

Q3.12. 7 Old age or disability pension

Valid range: 1 – 2

Not applicable: 8

Unspecified: 9

Support (Q314hSup)

(@75 1.)

Q3.12. 8 Other sources, e.g. bursary, study loan

Valid range: 1 – 2

Not applicable: 8

Unspecified: 9

SECTION 4 (Main work activities in the last seven days)

Note: This section was asked to all persons 15 years or above who were working or absent from work in the past seven days.

Person's occupation or job title (Q41Occup)

(@76 4.)

Q4.1.a What kind of work did do in his/her main job during the last seven days (or usually does, even if he/she was absent in the past seven days)?

Q4.1.b What were’s main tasks or duties in this job?

Note: These questions were written-in. The responses were used to determine the occupation. The occupation was coded to four digits on the basis of the International Standard classification of Occupations (ISCO 88) (see elsewhere in documentation for codes).

Valid range: 850 – 9390

Not applicable: 8888

Unspecified: 9999

Industry activity (Q42Indus)

(@80 3.)

Q4.2.a What is the name of’s place of work?

Q4.2.b What are the main goods and services produced at’s place of work? What are its main functions?

Note: These questions were written-in. The responses were used to determine the industry. The industry was coded to three digits on the basis of the International Standard Industrial Classification of all Economics activities (ISIC) 1993 (see elsewhere in documentation for codes).

Valid range: 010 – 990

Not applicable: 888

Unspecified: 999

Main work (Q43Mwork)

(@83 1.)

Q4.3 In’s main work was he/she.....?

Valid range: 1 – 5

Not applicable: 8

Unspecified: 9

Number of employers (Q44NrEmp)

(@84 1.)

Q4.4 Does work for?

Note: This question was asked only to those people who work for someone else for pay or working for one or more private households as a domestic employee, gardener or security guards.

Valid range: 1 – 2

Not applicable: 8

Unspecified: 9

Year commenced working (Q45aYear)

(@85 4.)

Q4.5 When did start working with the (main) employer mentioned above (firm, institution or private individual)?

Note: This question was asked only to those people who work for someone else for pay or working for one or more private households as a domestic employee, gardener or security guards.

Valid range: 1939 – 2001

Not applicable: 8888

Unspecified: 9999

Month commenced working (Q45bMnth)

(@89 2.)

Q4.5 When did start working with the (main) employer mentioned above (firm, institution or private individual)?

Note: This question was asked only to those people who work for someone else for pay or working for one or more private households as a domestic employee, gardener or security guards.

Valid range: 1 – 12

Not applicable: 88

Unspecified: 99

Work (Q46JobPe)

(@91 1.)

Q4.6 Is’s work

Note: This question was asked only to those people who work for someone else for pay or working for one or more private households as a domestic employee, gardener or security guards.

Valid range: 1 – 6

Not applicable: 8

Unspecified: 9

Tools and/or equipment (Q47Tools)

(@92 1.)

Q4.7 Who owns the tools and/or equipment that uses at work?

Note: This question was asked only to those people who work for someone else for pay or working for one or more private households as a domestic employee, gardener or security guards.

Valid range: 1 – 6

Not applicable: 8

Unspecified: 9

Written contract (Q48Wrtn)

(@93 1.)

Q4.8 Does have any written contract with the employer?

Note: This question was asked only to those people who work for someone else for pay or working for one or more private households as a domestic employee, gardener or security guards.

Valid range: 1 – 3

Not applicable: 8

Unspecified: 9

Supervision of work (Q49Super)

(@94 1.)

Q4.9 Does anyone directly supervise the work does or does he/she work independently?

Note: This question was asked only to those people who work for someone else for pay or working for one or more private households as a domestic employee, gardener or security guards.

Valid range: 1 – 3

Not applicable: 8

Unspecified: 9

Who pays (Q410WhoP)

(@95 1.)

Q4.10 Who pays ?

Note: This question was asked only to those people who work for someone else for pay or working for one or more private households as a domestic employee, gardener or security guards.

Valid range: 1 – 5

Not applicable: 8

Unspecified: 9

Contribution to pension or retirement fund (Q411Pens)

(@96 1.)

Q4.11 Does 's employer contribute to any pension/retirement fund?

Note: This question was asked only to those people who work for someone else for pay or working for one or more private households as a domestic employee, gardener or security guards.

Valid range: 1 – 3

Not applicable: 8

Unspecified: 9

Paid leave (Q412Leav)

(@97 1.)

Q4.12 Does get any paid leave?

Note: This question was asked only to those people who work for someone else for pay or working for one or more private households as a domestic employee, gardener or security guards.

Valid range: 1 – 3

Not applicable: 8

Unspecified: 9

Trade union membership (Q413TrdU)

(@98 1.)

Q4.13 Is a member of a trade union?

Note: This question was asked only to those people who work for someone else for pay or working for one or more private households as a domestic employee, gardener or security guards.

Valid range: 1 – 3

Not applicable: 8

Unspecified: 9

Type of business (Q414TypB)

(@99 1.)

Q4.14 Is the business or enterprise/branch where works a ... ?

Note: This question was asked only to those people who work for someone else for pay or working for one or more private households as a domestic employee, gardener or security guards.

Valid range: 1 – 7

Not applicable: 8

Unspecified: 9

Total salary pay (Q415aSal)

(@100 7.)

Q4.15.a What is’s total salary/pay at his/her main job?

Valid range: 0000001 – 2000000

Not applicable: 8888888

Unspecified: 9999999

Salary period (Q415bSal)

(@107 1.)

Q4.15.b Is this

Valid range: 1 – 3

Not applicable: 8

Unspecified: 9

Income categories (Q415cSal)

(@108 2.)

Q4.15.c Show the categories. Make sure the respondent points at the correct income column.

Note: This question was asked to only those people who refused to give or didn’t know their total salary/pay at their main jobs.

Valid range: 1 – 16

Not applicable: 88

Unspecified: 99

Number of regular workers (Q416NrWo)

(@110 1.)

Q4.16 How many regular workers has the organisation/ business/ enterprise/branch where works, including him/herself?

Valid range: 1 – 7

Not applicable: 8

Unspecified: 9

Q4.17 Is the organisation/ business/ enterprise/ branch where works :

Registered co. or Close Corporation (Q417aReg)

(@111 1.)

Q4.17.a A registered company or Close Corporation?

Valid range: 1 – 3

Not applicable: 8

Unspecified: 9

UIF Deductions (Q417bUIF)

(@112 1.)

Q 4.17.b Deducting UIF contributions for him/her ?

Valid range: 1 – 4

Not applicable: 8

Unspecified: 9

Medical Aid or health insurance (Q417cMed)

(@113 1.)

Q4.17.c Providing for membership of, or contributions towards, membership of a medical aid fund or health insurance ?

Valid range: 1 – 4

Not applicable: 8

Unspecified: 9

Registered for VAT (Q417dReg)

(@114 1.)

Q4.17.d Registered for VAT?

Valid range: 1 – 3

Not applicable: 8

Unspecified: 9

Sector (Q418sect)

(@115 1.)

Q4.18 Is the organisation/business/enterprise/branch where works?

Valid range: 1 – 3

Not applicable: 8

Unspecified: 9

Location (Q419Loca)

(@116 2.)

Q4.19 Does this organisation/business/enterprise/branch operate ?

Valid range: 1 – 12

Not applicable: 88

Unspecified: 99

Electricity (Q420Elec)

(@118 1.)

Q4.20 Is electricity available at this site:

Valid range: 1 – 4

Not applicable: 8

Unspecified: 9

Main source of water (Q421WtrS)

(@119 2.)

Q4.21 What is (the main) source of water for the organisation/business/enterprise/branch (the main site)?

Valid range: 1 – 14

Not applicable: 88

Unspecified: 99

Toilet facility (Q422TypT)

(@121 2.)

Q4.22 What kind of toilet facility does the organisation/business/enterprise/branch have?

Valid range: 1 – 10

Not applicable: 88

Unspecified: 99

Q4.23 In the past 12 months, didexperience any of following conditions while doing his/her economic activities?

Hot working environment (Q423HotE)

(@123 1.)

Valid range: 1 – 2

Not applicable: 8

Unspecified: 9

Cold working environment (Q423Cold)

(@124 1.)

Valid range: 1 – 2

Not applicable: 8

Unspecified: 9

Dusty working environment (Q423Dust)

(@125 1.)

Valid range: 1 – 2

Not applicable: 8

Unspecified: 9

Noisy working environment (Q423Nois)

(@126 1.)

Valid range: 1 – 2

Not applicable: 8

Unspecified: 9

<i>Dirty working environment (Q423Dirt)</i>	(@127 1.)
Valid range: 1 – 2	
Not applicable: 8	
Unspecified: 9	
<i>Working environment which smells bad (Q423Smel)</i>	(@128 1.)
Valid range: 1 – 2	
Not applicable: 8	
Unspecified: 9	
<i>Bad lighting (cannot see properly or light too bright) (Q423BadL)</i>	(@129 1.)
Valid range: 1 – 2	
Not applicable: 8	
Unspecified: 9	
<i>Working with dangerous or poisonous substances (Q423Dgrs)</i>	(@130 1.)
Valid range: 1 – 2	
Not applicable: 8	
Unspecified: 9	
<i>Working with or close to dangerous machinery or tools (Q423DgrT)</i>	(@131 1.)
Valid range: 1 – 2	
Not applicable: 8	
Unspecified: 9	
<i>Working with or near dangerous animals (Q423DgrA)</i>	(@132 1.)
Valid range: 1 – 2	
Not applicable: 8	
Unspecified: 9	
<i>Bad sanitary conditions (Q423BadS)</i>	(@133 1.)
Valid range: 1 – 2	
Not applicable: 8	
Unspecified: 9	
<i>Cramped working space (Q423Cram)</i>	(@134 1.)
Valid range: 1 – 2	
Not applicable: 8	
Unspecified: 9	
<i>Any other conditions that are not comfortable (Q423Othr)</i>	(@135 1.)
Valid range: 1 – 2	
Not applicable: 8	
Unspecified: 9	

Injured while doing economic activity (Q424_Inj) (@136 1.)

Q4.24 Has in the past 12 months been injured while doing any of the economic activities mentioned earlier?

Valid range: 1 – 3

Not applicable: 8

Unspecified: 9

Injured due to work (Q425NumT) (@137 1.)

Q4.25 How many times has been injured due to work in the past 12 months?

Valid range: 1 – 6

Not applicable: 8

Unspecified: 9

Did injuries cause him/her ...

To stay in bed or at home for a day or more (Q426Stay) (@138 1.)

Valid range: 1 – 2

Not applicable: 8

Unspecified: 9

To seek medical attention of any type (Q426Medi) (@139 1.)

Valid range: 1 – 2

Not applicable: 8

Unspecified: 9

To have pain for more than one week (Q426Pain) (@140 1.)

Valid range: 1 – 2

Not applicable: 8

Unspecified: 9

To have any permanent or long-term disability (Q426Disa) (@141 1.)

Valid range: 1 – 2

Not applicable: 8

Unspecified: 9

Any other problem (Q426Othr) (@142 1.)

Valid range: 1 – 2

Not applicable: 8

Unspecified: 9

Cause of serious injury (Q427MrSN) (@143 1.)

Q4.27 What was the major cause of the most serious injury?

Valid range: 1 – 6

Not applicable: 8

Unspecified: 9

Illness (Q428Illn)

(@144 1.)

Q4.28 In the past 12 months has had any illness that stopped him/her from doing these economic activities?

Valid range: 1 – 3

Not applicable: 8

Unspecified: 9

Heavy physical work (Q429Heav)

(@145 1.)

Q4.29 Did have to do heavy physical work in the past 12 months?

Valid range: 1 – 5

Not applicable: 8

Unspecified: 9

Hours worked (Q430aHrs)

(@146 3.)

Q4.30.a How many hours, including over-time, did work during the last seven days (in his/her main job/activity) ?

Valid range: 0 – 170

Not applicable: 888

Unspecified: 999

Hours worked (Q430bHrs)

(@149 3.)

Q4.30.b How many hours, including over-time, did work during the last seven days (in all other work activities) ?

Valid range: 0 – 75

Not applicable: 888

Unspecified: 999

Hours worked (Q430cHrs)

(@152 3.)

Q4.30.c How many hours, including over-time, did work during the last seven days (in total)?

Valid range: 0 – 170

Not applicable: 888

Unspecified: 999

Hours worked including overtime (Q431aHrs)

(@155 3.)

Q4.31.a How many hours per week, including over-time, does usually work (in his/her main job/activity)?

Valid range: 0 – 170

Not applicable: 888

Unspecified: 999

Hours worked including overtime (Q431bHrs)

(@158 3.)

Q4.31.b How many hours per week, including over-time, does usually work (in all other activities)?

Valid range: 0 – 75

Not applicable: 888

Unspecified: 999

Hours worked including overtime (Q431cHrs) (@161 3.)

Q4.31.c How many hours per week, including over-time, does usually work (in total)?

Valid range: 0 – 170

Not applicable: 888

Unspecified: 999

Flexible working hours (Q432Flex) (@164 1.)

Q4.32 Can decide on the number of hours per week during which he/she works, or are these fixed by the employer?

Valid range: 1 – 4

Not applicable: 8

Unspecified: 9

Longer hours (Q433More) (@165 1.)

Q4.33 Does want to work longer hours?

Valid range: 1 – 3

Not applicable: 8

Unspecified: 9

Extra work (Q434WhnX) (@166 1.)

Q4.34 If extra work was available, would be able to start such work in the next four weeks?

Valid range: 1 – 3

Not applicable: 8

Unspecified: 9

Action to look for extra work (Q435HntX) (@167 1.)

Q4.35 During the past four weeks, has taken any action to look for or prepare for any extra work?

Valid range: 1 – 3

Not applicable: 8

Unspecified: 9

Activities done to look or prepare for extra work (Q436HntX) (@168 2.)

Q4.36 What activities did do to look or prepare for extra work?

Valid range: 1 - 8

Not applicable: 88

Unspecified: 99

Type of work (Q437TypX) (@170 1.)

Q4.37 What was mostly looking for?

Valid range: 1 – 3

Not applicable: 8

Unspecified: 9

SECTION 5 (Farming Activities)

Note: This section was asked for all persons 15 years and over.

Farming activity (Q51FarmA)

(@171 1.)

Q5.1 Did grow or helped growing any produce, e.g. maize or other crops, vegetables or fruit, or keep any stock, such as cattle, sheep, goats, horses, even chickens, for sale or for household use during the last 12 months?

Valid range: 1 – 2

Unspecified: 9

January (Q52Apr00)

(@172 1.)

February (Q52May00)

(@173 1.)

March (Q52Jun00)

(@174 1.)

April (Q52Jul00)

(@175 1.)

May (Q52Aug00)

(@176 1.)

June (Q52Sep00)

(@177 1.)

July (Q52Oct00)

(@178 1.)

August (Q52Nov00)

(@179 1.)

September (Q52Dec00)

(@180 1.)

October (Q52Jan01)

(@181 1.)

November (Q52Feb01)

(@182 1.)

December (Q52Mar01)

(@183 1.)

Q5.2 During which months is engaged in growing produce or keeping stock?

Valid range: 1 – 2

Not applicable: 8

Unspecified: 9

Values:

2 = Not selected

1 = Selected

Reason for farming (Q53YFarm)

(@184 1.)

Q5.3 Why does grow farm produce or keep stock for the household?

Valid range: 1 – 5

Not applicable: 8

Unspecified: 9

Sector (Sector)

(@185 1.)

Derived variable: Derived from Questions 4.1 and 4.18.

Employment Sector

Valid range: 1 – 4

Not applicable: 8

Unspecified: 9

Values:

1 = Formal

2 = Informal

3 = Don't know

4 = Domestic workers

8 = Not applicable

9 = Unspecified

Code for derivation:

```
sector=0;  
if status1 ne 1 then sector=8;  
if occup=10 then sector=4;  
if sector ne 4 then sector=q418sect;  
run;
```

Main industry (Indus)

(@186 2.)

Derived variable: Derived from Question 4.2.

Valid range: 1 – 11

Not applicable: 88

Other: 90

Unspecified: 99

Code for derivation:

Indus = 0

If 100<= Q42Indus=<199 then Indus = 1

If 200<= Q42Indus=<299 then Indus = 2

If 300<= Q42Indus=<399 then Indus = 3

If 400<= Q42Indus=<499 then Indus = 4

If 500<= Q42Indus=<599 then Indus = 5

If 600<= Q42Indus=<699 then Indus = 6

If 700<= Q42Indus=<799 then Indus = 7

If 800<= Q42Indus=<889 and Q42Indus ne 888 then Indus = 8

If 900<= Q42Indus=<997 then Indus = 9

If Q42Indus=10 then Indus = 10

If 020<= Q42Indus=<030 then Indus = 11

If Q42Indus=060 then Indus = 66

If Status1 ne 1 and Indus ne 88 then Indus = 88

If Indus = 0 and Q42Indus=999 then Indus =99

Values:

1 = Agriculture, hunting, forestry and fishing

2 = Mining and quarrying

3 = Manufacturing

4 = Electricity, gas and water supply

5 = Construction

6 = Wholesale and retail trade

7 = Transport, storage and communication

8 = Financial intermediation, insurance, real estate and business services

9 = Community, social and personal services

10 = Private households

11 = Exterior organisations and foreign government

90 = Other

88 = Not applicable

99 = Unspecified

Main occupation (Occup)

(@188 2.)

Derived variable: Derived from Question 4.1.

Valid range: 1 – 10 and 97

Not applicable: 88

Unspecified: 99

Code for derivation:

Occup = 0

If (1110 <=Q41Occup=< 1999) then Occup = 1

If (2111 <=Q41Occup=< 2999) then Occup = 2

If (3111 <=Q41Occup=< 3999) then Occup = 3

If (4111 <=Q41Occup=< 4999) then Occup = 4

If (5111 <=Q41Occup=< 5999) then Occup = 5

If (6111 <=Q41Occup=< 6999) then Occup = 6

If (7111 <=Q41Occup=< 7999) then Occup = 7

If (8111 <=Q41Occup=< 8999) and Q41Occup ne 8888 then Occup =8

If (9111 <=Q41Occup=< 9998) then Occup = 9

If Q41Occup=9131 and Indus=10 then Occup = 10

If Q41Occup=850 then Occup = 97

If Occup=0 and Q41Occup=840 then Occup = 99

If Occup=0 and Q41Occup=830 then Occup = 99

If Occup=0 and Q41Occup=9999 then Occup = 99

If Status1 ne 1 then Occup = 88

Values:

1 = Legislators, senior officials and managers

2 = Professionals

3 = Technical and associate professionals

4 = Clerks

5 = Service workers and shop and market sales workers

6 = Skilled agricultural and fishery workers

7 = Craft and related trades workers

8 = Plant and machine operators and assemblers

9 = Elementary Occupation

10 = Domestic workers

88 = Not applicable

97 = Occupation not adequately defined

99 = Occupation not elsewhere defined, Unspecified

Previous industry (Indusp)

(@190 2.)

Derived variable. Derived from questions 3.8 and 3.11.

Valid range: 1 – 12 and 90

Not applicable: 88

Unspecified: 99

Codes for derivation:

indusp='99';

if status2=1 then indusp=88;

if q38everw ne 1 then indusp=88;

if q38everw=9 then indusp=99;

if q311indu='090' then indusp='90';

if 100<= q311indu=<199 then indusp='01';

```

if 200<= q311indu=<299 then indusp ='02';
if 300<= q311indu=<399 then indusp ='03';
if 400<= q311indu=<499 then indusp ='04';
if 500<= q311indu=<599 then indusp ='05';

if 600<= q311indu=<699 then indusp ='06';
if 700<= q311indu=<799 then indusp ='07';
if 800<= q311indu=<899 and q311indu ne 888 then indusp ='08';
if 900<= q311indu=<998 then indusp ='09';
if q311indu=010 then indusp ='10';
if 020<= q311indu=<030 then indusp ='11';
if q311indu=060 then indusp ='12';
if status2 ne 1 and q38everw=1 and q311indu=999 then indusp=99;
run;

```

Values:

1 = Agriculture, hunting and forestry
 2 = Mining
 3 = Manufacturing
 4 = Electricity, gas and water
 5 = Construction
 6 = Wholesale and retail trade
 7 = Transport, storage and communication
 8 = Finance and business services
 9 = Community, social and personal services
 10 = Private households
 11 = Exterior organizations and foreign government
 12 = Activities not adequately defined
 90 = Other
 88 = Not applicable
 99 = Unspecified

Previous occupation (occuprev)

(@192 2.)

Derived variable. Derived from questions 3.8 and 3.10.

Valid range: 1 – 10 and 97

Not applicable: 88

Unspecified: 99

Code for derivation:

```

occuprev='99';
if status2=1 then occuprev=88;
if q38everw ne 1 then occuprev=88;
if (1110<=q310occu=<1999 ) then occuprev ='01';
if (2111<=q310occu=<2999 ) then occuprev ='02';
if (3111<=q310occu=<3999 ) then occuprev ='03';
if 4111<=q310occu=<4999 then occuprev ='04';
if (5111<=q310occu=<5999) then occuprev ='05';
if (6111<=q310occu=<6999 ) then occuprev ='06';
if 7111<=q310occu=<7999 then occuprev ='07';
if 8111<=q310occu=<8999 and q310occu ne 8888 then occuprev ='08';
if (9111<=q310occu=<9998) then occuprev ='09';
if q310occu=9131 and indusp='10'
then occuprev ='10';
if q310occu='0850' then occuprev ='97';

```

```

if occuprev=99 and q310occu='0840' then occuprev='91';
if occuprev=99 and q310occu='0830' then occuprev='99';
if status2 ne 1 and q38everw=1 and q310occu=9999 then occuprev='99';
if status1=1 or q38everw=2 or q310occu=8888 then occuprev='88';
if q38everw=9 then occuprev=99;
run;

```

Values:

1 = Legislators, senior officials and managers
 2 = Professionals
 3 = Technical and associate professionals
 4 = Clerks
 5 = Service workers and shop and market sales workers
 6 = Skilled agricultural and fishery workers
 7 = Craft and related trades workers
 8 = Plant and machine operators and assemblers
 9 = Elementary Occupation
 10 = Domestic workers
 88 = Not applicable
 97 = Occupation not adequately defined
 99 = Occupation not elsewhere defined, Unspecified

Income group (IncGrp)

(@194 2.)

Derived variable. Derived from questions 4.15.a, 4.15.b and 4.15.c.

Valid range: 1 – 16

Not applicable: 88

Unspecified: 99

Codes for derivation:

```

if q415bsal=1 and (q415asal ne 9999999 or q415asal ne 8888888) then income=q415asal*4;
if q415bsal=2 and (q415asal ne 9999999 or q415asal ne 8888888) then income=q415asal;
if q415bsal=3 and (q415asal ne 9999999 or q415asal ne 8888888) then income=q415asal/12;
if q415bsal=9 and (q415asal ne 9999999 or q415asal ne 8888888) then income=9999999;
if q415asal=9999999 then income=9999999;
if q415asal=8888888 then income=8888888;
if income<1 or q415csal=1 then incmgrp=1;
if 1<=income<=200 or q415csal=2 then incmgrp=2;
if 201<=income<=500 or q415csal=3 then incmgrp=3;
if 501<=income<=1000 or q415csal=4 then incmgrp=4;
if 1001<=income<=1500 or q415csal=5 then incmgrp=5;
if 1501<=income<=2500 or q415csal=6 then incmgrp=6;
if 2501<=income<=3500 or q415csal=7 then incmgrp=7;
if 3501<=income<=4500 or q415csal=8 then incmgrp=8;
if 4501<=income<=6000 or q415csal=9 then incmgrp=9;
if 6001<=income<=8000 or q415csal=10 then incmgrp=10;
if 8001<=income<=11000 or q415csal=11 then incmgrp=11;
if 11001<=income<=16000 or q415csal=12 then incmgrp=12;
if 16001<=income<=30000 or q415csal=13 then incmgrp=13;
if (30001<=income<=8799999) or q415csal=14 then incmgrp=14;
if q415csal=15 then incmgrp=15;
if q415csal=16 then incmgrp=16;
if income=8888888 and q415csal=88 then incmgrp=88;
if incmgrp=. then incmgrp=99;

```

Official employment status (Status1)

(@196 1.)

Derived variable: Derived from a logical series of steps involving Worked past 7 days, Job although absent, Work category, Reason absent from work, Acceptance of job, Time to start work, Work seeking action.

Note: The difference between this and the following variable is that, to qualify as unemployed, a person needs to be willing to accept work within a week and have taken action to find work during the past month. If these conditions are not satisfied, the person is classified as not economically active.

Valid range: 0 – 2

Values:

0 = Not economically active

1 = Employed

2 = Unemployed

The SAS code is for the derivation is as follows:

Status1=0;

If Q21aOwnB = 1 or Q21bPaid = 1 or Q21cDome = 1 or Q21dUnPa = 1 or
Q21eFarm = 1 or Q21fCons = 1 or Q21gCtch = 1 then Status1 = 1;

If Q22HaveW = 1 and (Q23Absnt ne 99 and Q23Absnt<10 and Q23Absnt ne 6)
then Status1 = 1;

If Q22HaveW = 1 and (Q23Absnt=6 or Q23Absnt>9) then Status1 = 2;

If (1<=Q31YnotW<=2) or (8<=Q31YnotW<=12) then Status1 = 2;

If Status1 = 2 and (Q32Accep>=2 or Q33WhenS>1) then Status1 = 0;

If Status1 = 2 and (Q34aLook ne 1 and Q34bBgnB ne 1) then Status1 = 0;

run;

Expanded employment status (Status2)

(@197 1.)

Derived variable: Derived from a logical series of steps involving Worked past 7 days, Job although absent, Work category, Reason absent from work, Acceptance of job, Time to start work.

Note: See “Official employment status” variable

Valid range: 0 – 2

Values:

0 = Not economically active

1 = Employed

2 = Unemployed

The SAS code for the derivation is as follows:

Status2 = 0;

If Q21aOwnB = 1 or Q21bPaid = 1 or Q21cDome = 1 or Q21dUnPa = 1 or
Q21eFarm = 1 or Q21fCons = 1 or Q21gCtch = 1 then Status2 = 1;

If Q22HaveW = 1 and (Q23Absnt ne 99 and Q23Absnt<10 and Q23Absnt ne 6)
then Status2 = 1;

If Q22HaveW = 1 and (Q23Absnt = 6 or Q23Absnt>9) then Status2 = 2;

If (1<=Q31YnotW<=2) or (8<=Q31YnotW<=12) then Status2 = 2;

If Status2 = 2 and Q32Accep >=2 then Status2 = 0;

If Q31YnotW=1 then Status2 = 2;

run;

Province (Prov)

(@198 1.)

Derived variable: Derived from the 1st digit of the unique number.

Valid range: 1 – 9

Values:

1 = Western Cape

2 = Eastern Cape

3 = Northern Cape

4 = Free State

5 = KwaZulu-Natal

6 = Northwest

7 = Gauteng

8 = Mpumalanga

9 = Northern Province

Type of area (Type)

(@199 1.)

Derived variable: Derived from the 4th digit of the Unique Number.

Valid range: 1 – 2

Values:

1 = Urban

2 = Non Urban (Rural)

Weight (NewWgt2)

(@200 8.2.)

Derived variable: as explained on pages 2 and 3.

This is the individual/person weight, identical to that in the PERSON file.

Valid range: 50.37185715 – 1860.7514666

DATA FILE: HOUSE

This file contains geographical location and household variables.

Unique number (UqNr)

(@1 13.)

Unique household identifier

Note: This is the unique household identifier which can be used to link data from this file with data for the same households from other files.

Province (Prov)

(@14 1.)

Derived variable: Derived from the 1st digit of the Unique Number.

Valid range: 1 – 9

Values:

1 = Western Cape

2 = Eastern Cape

3 = Northern Cape

4 = Free State

5 = KwaZulu-Natal

6 = North West

7 = Gauteng

8 = Mpumalanga

9 = Northern Province

Type of area (Type)

(@15 1.)

Derived variable: Derived from the 4th digit of the Unique Number.

Valid range: 1 – 2

Values:

1 = Urban;

2 = Non-urban (Rural)

Person who earns the most money (Q115aMst)

(@16 2.)

Q1.13 Who is the person who brings in the most money into the Household?

Valid range: 1 – 13

Unspecified: 99

Person who earns the most money (Q11bExp)

(@18 1.)

Valid range: 1 – 3

Not applicable: 8

Unspecified: 9

Piped water (Q61Piped)

(@19 1.)

Q6.1 Does this household have access to piped water from a local or regional water scheme?

Valid range: 1 – 4

Unspecified: 9

Water treated (Q62Treat)

(@20 1.)

Q6.2 Is this water treated?

Valid range: 1 – 3

Not applicable: 8

Unspecified: 9

Main source of water (Q63mains)

(@21 2.)

Q6.3 What is this household's main source of water?

Valid range: 1 – 11

Not applicable: 88

Unspecified: 99

Source of water from water-carrier/tanker or vendor (Q64Tankr)

(@23 2.)

Q6.4 What is the source of water from the water-carrier/tanker or vendor?

Valid range: 1 – 12

Not applicable: 88

Unspecified: 99

Fetching of water (Q65WhoFe)

(@25 1.)

Q6.5 Who mainly fetches the water?

Valid range: 1 – 5

Not applicable: 8

Unspecified: 9

Distance to water source (Q66DistW)

(@26 1.)

Q6.6 How long does it take to walk to the water source?

Valid range: 1 – 3

Not applicable: 8

Unspecified: 9

Water used (Q67AmtDa)

(@27 1.)

Q6.7 How much water is used each day?

Valid range: 1 – 6

Not applicable: 8

Unspecified: 9

Q6.8 Does the service provider provide your household with

NB: This question was asked only to those households with access to piped water from a water scheme.

A conventional water meter (Q68Conve)

(@28 1.)

Valid range: 1 – 2

Not applicable: 8

Unspecified: 9

A prepayment water meter (Q68PPaym)

(@29 1.)

Valid range: 1 – 2

Not applicable: 8

Unspecified: 9

Regulated supply (Q68ReguS)

(@30 1.)

Valid range: 1 – 2

Not applicable: 8

Unspecified: 9

Bill for water used (Q68Bill)

(@31 1.)

Valid range: 1 – 2

Not applicable: 8

Unspecified: 9

Flat rate bill (Q68FlatR)

(@32 1.)

Valid range: 1 – 2
Not applicable: 8
Unspecified: 9

Attendant at source (Q68Atten)

(@33 1.)

Valid range: 1 – 2
Not applicable: 8
Unspecified: 9

Water used in a month (Q69AvgMo)

(@34 1.)

Q6.9 How much water is used on average in a month?

Valid range: 1 – 6
Not applicable: 8
Unspecified: 9

Household paying for water (Q610Pay4)

(@35 1.)

Q6.10 Does the household pay for water?

Valid range: 1 – 3
Not applicable: 8
Unspecified: 9

Cost of water per month (Q611Cost)

(@36 2.)

Q6.11 How much does it cost per month?

Valid range: 1 – 9
Not applicable: 88
Unspecified: 99

Reason for not paying (Q612RsnN)

(@38 2.)

Q6.12 Why does the household not pay for water?

Valid range: 1 – 9
Not applicable: 88
Unspecified: 99

Interruptions (Q613Inte)

(@40 1.)

Q6.13 How often do you get interruptions in your piped water supply?

Valid range: 1 – 6
Not applicable: 8
Unspecified: 9

Causes the interruption (Q614Caus)

(@41 2.)

Q6.14 What normally causes the interruptions?

Valid range: 1 – 8
Not applicable: 88
Unspecified: 99

When rectified (Q615Rect)

(@43 1.)

Q6.15 When is the problem usually rectified?

Valid range: 1 – 4
Not applicable: 8
Unspecified: 9

Q6.16 Do you use the water for

Drinking (Q616Drin)

(@44 1.)

Valid range: 1 – 2

Unspecified: 9

Food preparation (Q616Food)

(@45 1.)

Valid range: 1 – 2

Unspecified: 9

Cooking (Q616Cook)

(@46 1.)

Valid range: 1 – 2

Unspecified: 9

Washing hands (Q616Hand)

(@47 1.)

Valid range: 1 – 2

Unspecified: 9

Bathing (Q616Bath)

(@48 1.)

Valid range: 1 – 2

Unspecified: 9

Cleaning house (Q616Hous)

(@49 1.)

Valid range: 1 – 2

Unspecified: 9

Washing dishes (Q616Dish)

(@50 1.)

Valid range: 1 – 2

Unspecified: 9

Washing clothes (Q616Clot)

(@51 1.)

Valid range: 1 – 2

Unspecified: 9

Water borne sanitation (Q616sani)

(@52 1.)

Valid range: 1 – 2

Unspecified: 9

Gardening (Q616Gard)

(@53 1.)

Valid range: 1 – 2

Unspecified: 9

Irrigation (food production) (Q616Irri)

(@54 1.)

Valid range: 1 – 2

Unspecified: 9

Livestock watering (Q616Live)

(@55 1.)

Valid range: 1 – 2

Unspecified: 9

Swimming pool (Q616Swim)

(@56 1.)

Valid range: 1 – 2

Unspecified: 9

Business (Q616Busi)

(@57 1.)

Valid range: 1 – 2

Unspecified: 9

Other (Q616Othr) (@58 1.)
Valid range: 1 – 2
Unspecified: 9

Q6.17 The water you have access to

Is it safe to drink? (Q617Safe) (@59 1.)
Valid range: 1 – 3
Unspecified: 9

Is it clear? (Q617Clea) (@60 1.)
Valid range: 1 – 3
Unspecified: 9

Does it taste good? (Q617Tast) (@61 1.)
Valid range: 1 – 3
Unspecified: 9

Is it free from odours? (Q617Odou) (@62 1.)
Valid range: 1 – 3
Unspecified: 9

Treating water (Q618Trea) (@63 1.)
Q6.18 Do you treat the water used for drinking and food preparations?
Valid range: 1 – 3
Unspecified: 9

Method used (Q619Meth) (@64 1.)
Q6.19 Which method do you use to treat the water?
Valid range: 1 – 4
Not applicable: 8
Unspecified: 9

Q6.20 What type of toilet facility is available for this household?

NB: Respondents were asked to mark all types available. The following four variables i.e. Q620Typ1, Q620Typ2, Q620Typ3 and Q620Typ4 represent different types available for each household.

Toilet facility available – type 1 (Q620Typ1) (@65 2.)
Valid range: 11 – 38
Unspecified: 99

Toilet facility available – type 2 (Q620Typ2) (@67 2.)
Valid range: 12 – 37
Not applicable: 88
Unspecified: 99

Toilet facility available – type 3 (Q620Typ3) (@69 2.)
Valid range: 12 – 38
Not applicable: 88
Unspecified: 99

Toilet facility available – type 4 (Q620Typ4) (@71 2.)
Valid range: 12 – 37

Not applicable: 88
Unspecified: 99

Number of toilets (Q621NumT)

(@73 1.)

Q6.21 How many toilets does the household have access to?

Valid range: 1 – 3

Not applicable: 8

Unspecified: 9

Type of main toilet (Q622Main)

(@74 2.)

Q6.22 What type is the main toilet?

Valid range: 11 – 36

Not applicable: 88

Unspecified: 99

NB: This question was only asked to those households with access to more than one toilet facility.

Sharing facility (Q623Shrt)

(@76 1.)

Q6.23 Is the (main) toilet facility shared with other households?

Valid range: 1 – 2

Not applicable: 8

Unspecified: 9

Distance to nearest toilet (Q624Dist)

(@77 1.)

Q7.14 How far is the nearest toilet facility to which the household has access?

Valid range: 1 – 3

Not applicable: 8

Unspecified: 9

Note that this question was only asked to households without toilets inside the dwelling.

Alternative method (Q625AltT)

(@78 1.)

Q6.25 Since the household does not have access to a toilet, what alternative method is employed?

Valid range: 1 – 4

Not applicable: 8

Unspecified: 9

Cleaning (Q626Clea)

(@79 1.)

Q6.26 After using the toilet (or alternative method) what do the household members use to clean themselves?

Valid range: 1 – 5

Unspecified: 9

Dispose material (Q627Disp)

(@80 1.)

Q6.27 Where do you dispose of this material?

Valid range: 1 – 4

Unspecified: 9

Clean hand (Q628ClnH)

(@81 1.)

Q6.28 After using the toilet (or alternative method) what method do you use to clean your hands?

Valid range: 1 – 5

Unspecified: 9

Q6.29 Has any member of this household suffered severe diarrhea in the following periods?

During the past week (Q629Week)

(@82 1.)

Valid range: 1 – 2

Unspecified: 9

More than 1 week, up to 1 month ago (*Q6291Mth*) (@83 1.)
Valid range: 1 – 2
Unspecified: 9

More than 1 month, up to 6 months ago (*Q6296Mth*) (@84 1.)
Valid range: 1 – 2
Unspecified: 9

More than 6 months, up to 1 year ago (*Q629Year*) (@85 1.)
Valid range: 1 – 2
Unspecified: 9

Causes (Q630Caus) (@86 1.)
Q6.30 What do you think caused the illness?
Valid range: 1 – 6
Not applicable: 8
Unspecified: 9

Frequency of cleaning (Q631FrqL) (@87 1.)
Q6.31 How regularly is your toilet cleaned?
Valid range: 1 – 6
Not applicable: 8
Unspecified: 9

Condition of the toilet (Q632Rate) (@88 1.)
Q632 How would you rate the condition of your toilet?
Valid range: 1 – 4
Not applicable: 8
Unspecified: 9

Frequency of faults or non-functioning (Q633Faul) (@89 1.)
Q6.33 How often is your toilet faulty or non-functional?
Valid range: 1 – 6
Not applicable: 8
Unspecified: 9

If your toilet is often faulty, are there?

Visible signs of sewerage effluent in the vicinity of your house (Q634ByHo) (@90 1.)

Valid range: 1 – 2

Not applicable: 8

Unspecified: 9

Visible signs of sewerage effluent over a much larger area (Q634Larg) (@91 1.)

Valid range: 1 – 2

Not applicable: 8

Unspecified: 9

Visible signs of sewerage effluent within 10m of your water source (Q634Near) (@92 1.)

Valid range: 1 – 2

Not applicable: 8

Unspecified: 9

Level of sanitation (Q635Rate) (@93 1.)

Q6.35 How would you rate the level of sanitation provided to the household?

Valid range: 1 – 3

Unspecified: 9

Household income (Q636TotH) (@94 2.)

Q6.36 What was the total household income in the last month, including wage, salaries, government grants, private pension and all other sources of income?

Valid range: 1 – 10

Unspecified: 99

Persons' presents (F_NotPre) (@96 1.)

Flap f. Is there any other person residing in this household, than those already mentioned, who is not presently here?

Valid range: 1 – 2

Unspecified: 9

Weight (HWgt) (@97 8.5)

Household Weight

Derived variable: as explained on page 3

Valid range: 36,97 – 2342,17

Mean: 411,05

DATA FILE: STRATUM_ PSU

The LFS' is based on multistage stratified cluster sample (i.e. complex samples). The sampling population is first stratified into explicit strata, then pre-specified numbers of primary sampling units (i.e. PSU's) are drawn in the strata, whereupon a fixed number of households are drawn in each drawn PSU's. The consequence of this is that statistical techniques of analysis based on a simple random sample design will give liberal (i.e. too significant) results. This is the case with most generally available statistical software packages. However, dedicate software is available which takes the complexity of the of the sample design into consideration and which requires stratum and PSU numbers. The STRATUM_PSU data file is supplied for this type of analysis and can be merged with any of the other three data files i.e. PERSON, WORKER and HOUSE by the variable unique number (UqNr), position 1 to 13.

This file contains stratum and PSU numbers.

Unique number (UqNr) (@1 13)

Unique household identifier

Note: This is the unique household identifier which can be used to link data from this file with data for the same household from other files.

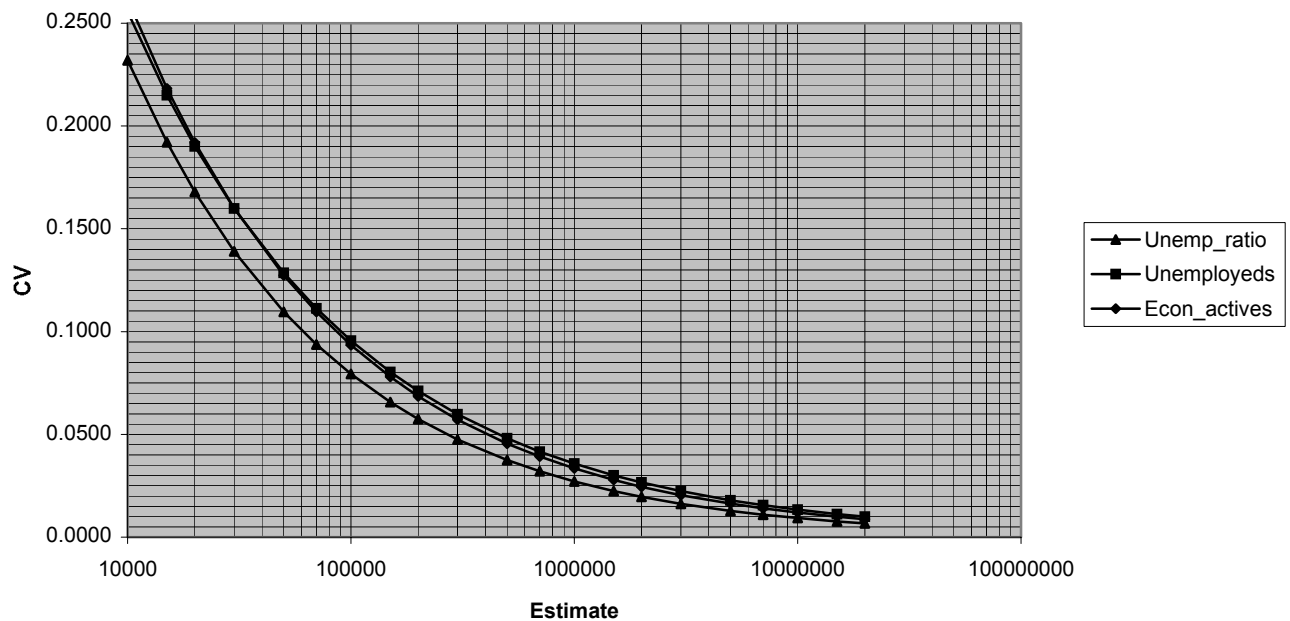
Stratum number (Stratum) (@15 2)

PSU number (PSU) (@18 3)

Please Note: To get rid of non-existing stratum numbers all records with invalid weights should be deleted after merging

Appendix 1

LFS February 2001: SE Graphs -- Official definition of unemployment



Appendix 2

LFS February 2001: SE Graphs -- Expanded definition of unemployment

